

A Finite Memory Interacting Pólya Contagion Network and its Approximating Dynamical Systems*

Somya Singh, Fady Alajaji and Bahman Gharesifard

Abstract

We introduce a new model for contagion spread using a network of interacting *finite memory* two-color Pólya urns, which we refer to as the *finite memory interacting Pólya contagion network*. The urns interact in the sense that the probability of drawing a red ball (which represents an infection state) for a given urn, not only depends on the ratio of red balls in that urn but also on the ratio of red balls in the other urns in the network, hence accounting for the effect of spatial contagion. The resulting network-wide contagion process is a discrete-time finite-memory (M th order) Markov process, whose transition probability matrix is determined. The stochastic properties of the network contagion Markov process are analytically examined, and for homogeneous system parameters, we characterize the limiting state of infection in each urn. For the non-homogeneous case, given the complexity of the stochastic process, and in the same spirit as the well-studied SIS models, we use a mean-field type approximation to obtain a discrete-time dynamical system for the finite memory interacting Pólya contagion network. Interestingly, for $M = 1$, we obtain a linear dynamical system which exactly represents the corresponding Markov process. For $M > 1$, we use mean-field approximation to obtain a nonlinear dynamical system. Furthermore, noting that the latter dynamical system admits a linear variant (realized by retaining its leading linear terms), we study the asymptotic behavior of the linear systems for both memory modes and characterize their equilibrium. Finally, we present simulation studies to assess the quality of the approximation purveyed by the linear and non-linear dynamical systems.

Index Terms

Pólya urns, network contagion, finite memory, Markov processes, stationary distribution, dynamical systems, SIS models.

I. INTRODUCTION

Interacting urn networks are widely used in the field of applied mathematics, biology, and computer science to model the spread of disease [1], [2], consensus dynamics [3], [4], image segmentation [5] and the propagation of computer viruses in connected devices [6] and in social networks [7]. A general description for an interacting two-color urn network is as follows. We are given a network of N urns. At time $t = 0$, each urn is composed of some red and some black balls, where different urns can have different initial compositions, but no urn is empty. At each time instant t , a ball is chosen for each urn with probability depending on the composition of the urn itself and of the other urns in the network, and then additional (“reinforcing”) balls of the color just drawn are added to the urn. Letting $U_{i,t}$ denote the ratio of red balls in urn i at time t , the draw variable $Z_{i,t}$, denoting the indicator function of a red ball chosen for urn i at time t , is governed by

$$Z_{i,t} = \begin{cases} 1 & \text{w.p. } f(U_{1,t-1}, \dots, U_{N,t-1}) \\ 0 & \text{w.p. } 1 - f(U_{1,t-1}, \dots, U_{N,t-1}) \end{cases} \quad (1)$$

*Department of Mathematics and Statistics, Queen’s University, Kingston, Ontario K7L 3N6, Canada (17ss262@queensu.ca, fa@queensu.ca, bahman.gharesifard@queensu.ca). The work of the authors was funded by the Natural Sciences and Engineering Research Council of Canada. The last author wishes to thank the Alexander von Humboldt Foundation for their generous support.

where “w.p.” stands for “with probability” and $f : \mathbb{R}^N \rightarrow (0, 1)$ is a real-valued function which accounts for the interaction in the network of urns. The stochastic process $\{Z_{i,t}\}_{t=1}^{\infty}$ is commonly known as a reinforcement process generated by an urn model.

Although, a variety of models are used in the literature depending on the application, Pólya urns are the most commonly used urn models (there are a few examples based on other interacting urn networks; e.g., see [8], [9] for interacting Friedman urn networks). An interesting feature of Pólya urns is that their reinforcement scheme represent preferential attachment graphs in the sense that at each time step, we add balls of a particular color with a probability proportional to the number of balls of that color in the urn. This representation of Pólya urns as preferential attachment graphs makes interacting Pólya network a good choice to model the spread of infection in an interacting population. For more insight on similarities between Pólya urns and preferential attachment models see [6], [10], [11].

In this paper, we study a network of N two-color Pólya urns. The objective is to model the spread of infection (commonly referred to as contagion) through this interacting Pólya urn network, where each urn is associated to a node (e.g., “individual”) in a general network (e.g., “population”) to delineate its “immunity” level. Each Pólya urn in the network contains red and black balls which represent units of “infection” and “healthiness” respectively. The reinforcement of drawing a ball for each urn is mathematically formulated such that a weighted composition of other urns in the network (activated by an interaction row-stochastic matrix) affects the drawing process, hence capturing interaction between nodes.

Various other models have been proposed in the literature to portray contagion in networks using interacting Pólya processes. In [2], the concept of “super urn” in networks is utilized to model spatial contagion, where drawing a ball for each urn consists of drawing from a “super urn” formed by the collection of the urn’s own balls and the ones of its neighbours. In [1], [12], optimal curing and initialization policies were investigated for the network contagion model of [2]. In [13], the authors introduce a symmetric type reinforcement scheme for interacting Pólya urns. Finally, an example of a more complicated interaction network is given in [14], where a finite connected graph with each node equipped with a Pólya urn is considered and at any given time t , only one of the two interacting urns receive balls with probability proportional to a number of balls raised to some fixed power.

An important characteristic of most reinforcement processes generated via urn models is that they are non-Markovian in the sense that the composition of each urn at any given time affects its composition at every time instant thereafter. This property is not realistic when modelling the spread of infection as one should account for the possibility that infection is cured (or that the urn is removed, a possibility that we do not consider here). In this work, we consider an interacting Pólya urn network where each urn has a *finite memory*, denoted by $M \geq 1$, in the sense that, at time instant $t > M$, the reinforcing balls added at time $t - M$ are removed from the urn and hence have no effect on future draws. This notion of a finite memory Pólya urn was introduced in [15] (in the context of a single

urn) to account for the diminishing effect of past reinforcements on the urn process, which is a realistic assumption when modelling contagion in a population. The resulting network draw variables $\{Z_t\}_{t=1}^{\infty} := \{(Z_{1,t}, \dots, Z_{N,t})_{t=1}^{\infty}$ of the Pólya urn with memory M forms a Markov chain of order M . The memory parameter M gives a new degree of freedom to this interacting Pólya contagion network which makes it more suitable for the study of epidemics. In particular, the draw process of the network with $M = 1$ represents the Markov process of the well-known susceptible-infected-susceptible (SIS) model [16], [17], [18], [19], [20], [21], [22], as each urn i at time $t > 1$ exhibits two possible states via its draw variables, susceptible ($Z_{i,t} = 0$) and infected ($Z_{i,t} = 1$). Hence, our Pólya-based model (with $M = 1$) is an alternative representation of the SIS model, albeit with different governing parameters. There are other examples in the literature where a Markovian version of the Pólya process is studied. In [23], a rescaled Pólya urn model with randomly fluctuating conditional draw probability is considered. Another Markovian Pólya process is the Pólya-Lundberg process [24], which was recently adapted in [25] to measure the dynamics of the SARS-CoV-2 pandemic, among many other models (e.g., see also [26] where the classical Pólya urn scheme is used).

The techniques used in the analysis of a finite memory Pólya process are quite different from the ones used for any general random reinforcement process. Standard techniques used for the latter case include the method of moments [27], martingale methods [13], [28], stochastic approximations [29], [30], [31] and the embedding of reinforcement processes in continuous time branching processes [32], [33], [34]. A detailed discussion on these methods can be found in the survey [35] and in [36]. Unlike standard reinforcement processes, we are able to use Markovian properties in our analysis as our model of interacting urns with finite memory M yields an M th order Markov draw process. However, one drawback of working with a memory- M Markov chain over a network is that the size of its underlying transition probability matrix grows exponentially with both M and the network size. To account for this problem, after having introduced our interacting Pólya urn network and investigated its properties in detail, we formulate a *dynamical system* to tractably approximate its asymptotic behaviour. To obtain this dynamical system, we make the assumption that for any given time $t > M$, the joint probability distribution of draw processes at times $t-1, \dots, t-M$ for any urn is equal to the product of marginals. This type of approximation is referred to as “mean-field approximation” and is commonly used in the literature on compartmental models, such as the SIS model. The key factor that distinguishes our treatment is the latitude provided by the consideration of memory $M \geq 1$, in contrast to the SIS model which is based on a memory one ($M = 1$) Markov chain. In particular, as our simulations which are performed for both non-homogeneous and homogeneous networks verify that the nonlinear dynamical system that we obtain is a good approximation for the true (underlying) Markov process. We also characterize the equilibrium point of this dynamical system, when the nonlinear dynamical system is approximated by its linear part (the latter approximation is exact for the case with memory $M = 1$). More specifically, we show that when $M = 1$, the Markov process mimics precisely a linear dynamical system with a

unique equilibrium (which can be exactly determined); while for $M > 1$, we note that the approximating linearized dynamical system has a unique equilibrium when its governing (block) matrix has a spectral radius less than unity. In summary, our results provide a novel mathematical framework for the study of epidemics on networks in realistic scenarios where memory is a consideration.

This paper is organised as follows. In Section II, we describe our interacting Pólya contagion network with memory M , which generates a general M th order time-varying Markov network draw process. In Section III, we show that for the homogeneous case (i.e., when all urns have identical initial compositions and the same reinforcement parameters), the network Markov process is time-invariant, irreducible and aperiodic. We obtain the transition probability matrix of this Markov process, illustrate the calculation of its stationary distribution and establish its exact asymptotic marginal distributions. In Section IV, we derive the linear dynamical system for the general (non-homogeneous) network for $M = 1$ and develop the nonlinear dynamical system approximations for $M > 1$ using a mean-field approximation. We investigate the role of memory as well as the equilibrium of these dynamical systems (both for $M = 1$ and its linearized variant for $M > 1$). Simulation results are presented in Section V to assess the modeling quality of the linear and non-linear dynamical systems. Finally, conclusions and directions of future work are stated in Section VI.

II. THE MODEL AND ITS PROPERTIES

We consider a network of N Pólya urns, where each urn can be associated to a node in an arbitrary network. At time $t = 0$, urn i contains R_i red balls and B_i black balls, $i = 1, \dots, N$. We let $T_i = R_i + B_i$ be the total number of balls in the i th urn at time $t = 0$, and assume that each urn contains nonzero red and black balls at time $t = 0$ i.e., $R_i > 0$ and $B_i > 0$. We also let $U_{i,t}$ denote the ratio of red balls in urn i at time t , with its initial value (at time $t = 0$) given by $U_{i,0} = R_i/T_i$.

We next define the reinforcement scheme, in the form of *draw variables*, $Z_{i,t}$, associated with urn i at time $t \geq 1$, for our proposed interacting Pólya contagion network:

$$Z_{i,t} = \begin{cases} 1 & \text{if a red ball is drawn for urn } i \text{ at time } t \\ 0 & \text{if a black ball is drawn for urn } i \text{ at time } t \end{cases}$$

where the *process of drawing a ball for urn i* is governed by (1) and the function f is explicitly defined below. The drawing mechanism (1) is applied *simultaneously* to all urns. If a red ball (respectively, a black ball) is drawn for urn i , we add $\Delta_{r,i}(t)$ red balls (respectively, $\Delta_{b,i}(t)$ balls) to urn i . This scheme, which we refer to as the *urn scheme*, is often captured by a matrix of the form:

$$\begin{bmatrix} \Delta_{r,i}(t) & 0 \\ 0 & \Delta_{b,i}(t) \end{bmatrix}.$$

We assume throughout that $\Delta_{r,i}(t) \geq 0, \Delta_{b,i}(t) \geq 0$, for all $t \in \mathbb{Z}_{\geq 0}$, and that there exist an urn i such that $\Delta_{r,i}(t) + \Delta_{b,i}(t) \neq 0$ at all times t .

To formulate the interaction part of the model, we start with defining an *interaction matrix* S as an $N \times N$ row-stochastic matrix with non-negative entries, i.e., each row in S sums to one. Entries of the interaction matrix S are denoted by s_{ij} , where $i, j \in \{1, \dots, N\}$. The interaction matrix S can also be thought of as a weighted adjacency matrix of a directed graph with each node equipped with a Pólya urn.

Having defined the interaction matrix, we can now explicitly specify the function f used in the drawing mechanism (1). In particular, we set the probability of choosing a red ball from urn i at time t as follows:

$$Z_{i,t} = \begin{cases} 1 & \text{w.p. } \sum_{j=1}^N s_{ij} U_{j,t-1} \\ 0 & \text{w.p. } 1 - \sum_{j=1}^N s_{ij} U_{j,t-1}. \end{cases} \quad (2)$$

Note that at time $t > 1$, the conditional probability of node i 's draw variable $Z_{i,t}$ is a function of all past draw variables in the network, namely, $\{Z_{j,k}\}$ for $j = 1, \dots, N$ and $k = 1, \dots, t-1$. Furthermore, as all draws occur simultaneously, the draw variables $Z_{i,t}$ and $Z_{i',t}$ are conditionally independent given all past draws in the network, for any $i \neq i'$; hence at any time t ,

$$P(Z_{1,t}, \dots, Z_{N,t} | \{Z_{1,k}\}_{k=1}^{t-1}, \dots, \{Z_{N,k}\}_{k=1}^{t-1}) = \prod_{i=1}^N P(Z_{i,t} | \{Z_{1,k}\}_{k=1}^{t-1}, \dots, \{Z_{N,k}\}_{k=1}^{t-1}).$$

For ease of notation, we define the following (normalized) initial and reinforcement network parameters for $i = 1, \dots, N$ and $t \geq 1$:

$$\rho_i = \frac{R_i}{T_i}, \quad \sigma_i = 1 - \frac{R_i}{T_i}, \quad \delta_{r,i}(t) = \frac{\Delta_{r,i}(t)}{T_i}, \quad \delta_{b,i}(t) = \frac{\Delta_{b,i}(t)}{T_i}. \quad (3)$$

We are now ready to describe the notion of *finite memory* for the above interacting Pólya contagion network. In particular, we consider the scenario where we keep the additional balls introduced in the urns after each draw only for a *finite amount of time*, $M \geq 1$, which we call the *memory* of the network. In other words, the reinforcement process is altered such that, for all urns in the network, we remove the balls added at time t after the $(t + M)$ th draw. This assumption, which was introduced in [15] in the context of a single Pólya urn, makes the model more realistic, because it accounts for the decrease in severity (or influence) of “infection” with time. Also, the balls in the urn at time $t = 0$ are never removed from the urn. In the epidemic setting, this initial composition of the urns can be referred to as the *intrinsic or inherent immunity* of the individuals against infection. We will next show that the sequence of N -tuple draw variables $\{(Z_{1,t}, \dots, Z_{N,t})\}_{t=1}^{\infty}$ for our finite memory interacting Pólya network forms an M th order Markov chain. For brevity, from now on, we denote our finite memory interacting Pólya contagion network by IPCN(M, N), where M is the memory of the network and N is the number of urns in the network;

unless we state otherwise, we assume that the underlying parameters are given by (3). Before showing the Markov property induced by the network-wide draw variable $Z_t := (Z_{1,t}, \dots, Z_{N,t})$, we present a useful characterization of the ratio of red balls at time t in terms of the IPCN(M, N) parameters in (3).

Lemma 1: For an IPCN(M, N) system, $i = 1, 2, \dots, N$, and $t \geq M + 1$, we have that

$$U_{i,t} = \frac{\rho_i + \sum_{n=t-M+1}^t \delta_{r,i}(n)Z_{i,n}}{1 + \sum_{n=t-M+1}^t (\delta_{r,i}(n)Z_{i,n} + \delta_{b,i}(n)(1 - Z_{i,n}))}. \quad (4)$$

Proof 1: Recall that $U_{i,t}$ is the ratio of the red balls in urn i at time t . Given a finite memory M for the network, at every time instant $t \geq M + 1$, we remove the balls added at time $t - M$; hence for $t \geq M + 1$, the number of red balls in urn i at time t is

$$R_i + \sum_{n=1}^t \Delta_{r,i}(n)Z_{i,n} - \sum_{n=1}^{t-M} \Delta_{r,i}(n)Z_{i,n} = R_i + \sum_{n=t-M+1}^t \Delta_{r,i}(n)Z_{i,n}. \quad (5)$$

Similarly, the total number of balls in urn i at time t is

$$T_i + \sum_{n=t-M+1}^t (\Delta_{r,i}(n)Z_{i,n} + \Delta_{b,i}(n)(1 - Z_{i,n})). \quad (6)$$

The result then follows by dividing (5) by (6), and by normalizing both numerator and denominator by T_i .

We now establish the Markov property for the network draw process $\{Z_t\}_{t=1}^{\infty}$.

Proposition 1: For an IPCN(M, N) system, the stochastic process given by $\{Z_t\}_{t=1}^{\infty}$ is a time-varying Markov chain of order M .

Proof 2: Let $a_t = (a_{1,t}, \dots, a_{N,t}) \in \{0, 1\}^N$. Using (2) and by virtue of the conditional independence of the draw variables $Z_{i,t}$ and $Z_{i',t}$ given all past draws in the network for all $i \neq i'$, we have for $t \geq M$ that

$$\begin{aligned} & P[Z_{t+1} = a_{t+1} | Z_t = a_t, \dots, Z_1 = a_1] \\ &= \prod_{i=1}^N P[Z_{i,t+1} = a_{i,t+1} | Z_t = a_t, \dots, Z_1 = a_1] \\ &= \prod_{i=1}^N \left(a_{i,t+1} \sum_{j=1}^N s_{ij} U_{j,t} + (1 - a_{i,t+1}) \left(1 - \sum_{j=1}^N s_{ij} U_{j,t} \right) \right). \end{aligned}$$

As a result, we have that

$$\begin{aligned} & P[Z_{t+1} = a_{t+1} | Z_t = a_t, \dots, Z_1 = a_1] \\ &= \prod_{i=1}^N \left((2a_{i,t+1} - 1) \sum_{j=1}^N \frac{s_{ij} \left(\rho_j + \sum_{n=t-M+1}^t \delta_{r,j}(n) a_{j,n} \right)}{1 + \sum_{n=t-M+1}^t (\delta_{r,j}(n) a_{j,n} + \delta_{b,j}(n) (1 - a_{j,n}))} \right) \end{aligned}$$

$$\begin{aligned}
& \left. + (1 - a_{i,t+1}) \right) \\
& = P[Z_{t+1} = a_{t+1} | Z_t = a_t, \dots, Z_{t-M+1} = a_{t-M+1}].
\end{aligned} \tag{7}$$

Hence the process $\{Z_t\}_{t=1}^{\infty}$ is a time-varying M th order Markov chain.

III. ANALYSIS OF THE HOMOGENEOUS CASE

In many settings of contagion propagation, the “individuals” in the network, being the urns in our setting, are “identical” in the sense of having similar initial parameters. Motivated by this, in this section we develop further the stochastic properties of the IPCN(M, N) system for the case where the underlying parameters given in (3) are uniform across all urns, by setting $\Delta_{r,i}(t) = \Delta_{b,i}(t) = \Delta > 0$, $R_i = R$ and $T_i = T$, for all i and t . By Lemma 1, for a homogeneous IPCN(M, N), we have that

$$U_{i,t} = \frac{\rho + \delta \sum_{n=t-M+1}^t Z_{i,n}}{1 + \delta M}, \tag{8}$$

for $t \geq M + 1$, where $\rho = \frac{R}{T} = 1 - \sigma$ and $\delta = \frac{\Delta}{T}$.

By a proof similar to the one given in Proposition 1, we next note that for a homogeneous IPCN(M, N), the draw process $\{Z_t\}_{t=1}^{\infty}$ is a *time-invariant* Markov chain of order M . Indeed, using (2) and (8), or by directly simplifying (7), we have

$$\begin{aligned}
& \mathbf{P}[Z_{t+1} = a_{t+1} | Z_t = a_t, \dots, Z_1 = a_1] \\
& = \prod_{i=1}^N \left((2a_{i,t+1} - 1) \sum_{j=1}^N \frac{s_{ij}(\rho + \delta \sum_{k=t-M+1}^t a_{j,k})}{1 + \delta M} + (1 - a_{i,t+1}) \right) \\
& = \mathbf{P}[Z_{t+1} = a_{t+1} | Z_t = a_t, \dots, Z_{t-M+1} = a_{t-M+1}],
\end{aligned} \tag{9}$$

where the conditional probabilities do not depend on time; hence for the homogeneous IPCN(M, N), $\{Z_t\}_{t=1}^{\infty}$ is a time-invariant M th order Markov chain.

We next examine more closely the properties of this time-invariant Markov chain. Starting with the case of $M = 1$, i.e., for the homogeneous IPCN($1, N$) system, the transition probabilities of $\{Z_t\}_{t=1}^{\infty}$ are given by (9). Also, the probability of going from state $a = (a_{1,t}, \dots, a_{N,t})$ to state $b = (b_{1,t+1}, \dots, b_{N,t+1})$ can be expressed as

$$q_{ab}^{(1,N)} := q_{ab}^{(1)} q_{ab}^{(2)} \cdots q_{ab}^{(N)}$$

where

$$q_{ab}^{(d)} = \begin{cases} \frac{\sigma + (1 - \sum_{k=1}^N s_{dk} a_{k,t})\delta}{1 + \delta} & \text{if } b_{d,t+1} = 0 \\ \frac{\rho + \sum_{k=1}^N s_{dk} a_{k,t}\delta}{1 + \delta} & \text{if } b_{d,t+1} = 1, \end{cases} \quad (10)$$

with $d \in \{1, \dots, N\}$. We denote the transition probability matrix of this Markov process with memory $M = 1$ and N urns by the matrix $Q^{(1,N)} = [q_{ab}^{(1,N)}]$, whose entries are given above. Note that for a memory $M = 1$ Markov process, it is possible to go from any state to any state in one time step with a positive transition probability. Hence, the Markov chain is irreducible and aperiodic.

For the case of $M > 1$, since $\{Z_t\}_{t=1}^{\infty}$ is an M th order Markov process with 2^N states, the process $\{W_t\}_{t=1}^{\infty}$, defined by $W_t := (Z_t, Z_{t+1}, \dots, Z_{t+M-1})$, becomes an (equivalent) Markov chain of order one with an expanded alphabet of 2^{NM} states. For the Markov chain $\{W_t\}$, the transition probability of going from state

$$a = ((a_{11}, a_{21}, \dots, a_{N1}), \dots, (a_{1M}, a_{2M}, \dots, a_{NM}))$$

to state

$$b = ((b_{11}, b_{21}, \dots, b_{N1}), \dots, (b_{1M}, b_{2M}, \dots, b_{NM}))$$

in one time step is non zero if and only if $a_{ij} = b_{i(j-1)}$ for $i \in \{1, \dots, N\}$ and $j \in \{2, \dots, M\}$. If the transition probability is nonzero, it is given by

$$q_{ab}^{(M,N)} := \tilde{q}_{ab}^{(1)} \tilde{q}_{ab}^{(2)} \dots \tilde{q}_{ab}^{(N)}$$

where

$$\tilde{q}_{ab}^{(d)} = \begin{cases} \frac{\sigma + \left(M - \sum_{i=1}^N s_{di} \left(\sum_{k=1}^M a_{ik}\right)\right)\delta}{1 + M\delta} & \text{if } b_{dM} = 0 \\ \frac{\rho + \left(\sum_{i=1}^N s_{di} \left(\sum_{k=1}^M a_{ik}\right)\right)\delta}{1 + M\delta} & \text{if } b_{dM} = 1, \end{cases} \quad (11)$$

where $d \in \{1, \dots, N\}$. Similar to the case of memory one, we denote the transition probability matrix for memory M and N urns by the matrix $Q^{(M,N)} = [q_{ab}^{(M,N)}]$ whose entries are given above. In the next lemma, we extend the above irreducibility and aperiodicity properties for the Markov process $\{W_t\}_{t=1}^{\infty}$ with $M \geq 1$.

Lemma 2: For the homogeneous IPCN(M, N), the transition probability matrix $Q^{(M,N)}$ is irreducible and aperiodic.

Proof 3: We have already seen that the Markov process given by the transition probability matrix $Q^{(1,N)}$

is irreducible and aperiodic. For memory $M > 1$, to prove irreducibility of the Markov chain, we show that given any two states, it is possible to go from one state to another in finitely many time steps with a positive probability. Let us fix two arbitrary states, $a = ((a_{11}, a_{21}, \dots, a_{N1}), \dots, (a_{1M}, a_{2M}, \dots, a_{NM}))$ and $b = ((b_{11}, b_{21}, \dots, b_{N1}), \dots, (b_{1M}, b_{2M}, \dots, b_{NM}))$. We next construct an M -step path (which occurs with a positive probability) between states a and b .

- Suppose the Markov chain is in state $W_t = a$ at time t . At time $t + 1$, we go from state a to state,

$$W_{t+1} = a^{(0)} = \left(Z_{t+1} = (a_{12}, a_{22}, \dots, a_{N2}), \right. \\ \left. \dots, Z_{t+M} = (a_{1M}, a_{2M}, \dots, a_{NM}), Z_{t+M} = (b_{11}, b_{21}, \dots, b_{N1}) \right).$$

Since $a_{ij} = a_{i(j-1)}^{(0)}$ for $i \in \{1, 2, \dots, N\}$ and $j \in \{2, 3, \dots, M\}$, the transition probability of going from state a to $a^{(0)}$ is nonzero and can be obtained using (11).

- At time $t + 2$ we go from state $a^{(0)}$ to state $a^{(1)}$

$$W_{t+2} = a^{(1)} = \left(Z_{t+2} = (a_{13}, \dots, a_{N3}), \dots, Z_{t+M+1} = (b_{11}, \dots, b_{N1}), \right. \\ \left. Z_{t+M+1} = (b_{12}, \dots, b_{N2}) \right).$$

Following this pattern of adding one N -tuple from state b at each time step, we will reach state b in M time steps. In summary, choosing any initial state, we can reach any other state of the Markov chain in at most M steps. Hence, the Markov chain is irreducible. Also, note that the period of the state with all zeros is one. Since all the states of an irreducible Markov chain have the same period, we obtain that this Markov chain is aperiodic.

We now have an explicit formula for the entries of the transition probability matrix $Q^{(M,N)}$. Since the time-invariant Markov chain $\{W_t\}_{t=1}^{\infty}$ is irreducible and aperiodic, it has a unique stationary distribution and it is ergodic. We next illustrate this Markov process via a simple example.

Example 3.1: Given a homogeneous IPCN(1, 2) system with interaction matrix

$$S = \begin{bmatrix} s_{11} & 1 - s_{11} \\ s_{21} & 1 - s_{21} \end{bmatrix},$$

the stationary distribution for the transition probability matrix $Q^{(1,2)}$ is given by

$$\pi_{00} = \frac{2\sigma^2\delta + \sigma^2 + (1 - s_{11} - s_{21} + 2s_{11}s_{21})\sigma\delta^2}{(1 - s_{11} - s_{21} + 2s_{11}s_{21})\delta^2 + 2\delta + 1} \\ \pi_{01} = \frac{\rho\sigma(1 + 2\delta)}{(1 - s_{11} - s_{21} + 2s_{11}s_{21})\delta^2 + 2\delta + 1} \\ \pi_{10} = \frac{\rho\sigma(1 + 2\delta)}{(1 - s_{11} - s_{21} + 2s_{11}s_{21})\delta^2 + 2\delta + 1}$$

$$\pi_{11} = \frac{\rho(2\delta - \sigma - 2\sigma\delta + (1 - s_{11} - s_{21} + 2s_{11}s_{21})\delta^2 + 1)}{(1 - s_{11} - s_{21} + 2s_{11}s_{21})\delta^2 + 2\delta + 1}.$$

It is easy to see that $\pi = [\pi_{00}, \pi_{01}, \pi_{10}, \pi_{11}]$ satisfies the equation $\pi Q^{(1,2)} = \pi$. We thus have

- $\lim_{t \rightarrow \infty} P(Z_{1,t} = 1) = \pi_{10} + \pi_{11} = \rho$, $\lim_{t \rightarrow \infty} P(Z_{2,t} = 1) = \pi_{01} + \pi_{11} = \rho$,
- $\lim_{t \rightarrow \infty} P(Z_{1,t} = 0) = \pi_{00} + \pi_{01} = \sigma$, $\lim_{t \rightarrow \infty} P(Z_{2,t} = 0) = \pi_{00} + \pi_{10} = \sigma$.

Also using (8) with $M = 1$, we have for $i = 1, 2$ that

$$\lim_{t \rightarrow \infty} \mathbb{E}[U_{i,t}] = \frac{\rho + \delta \lim_{t \rightarrow \infty} \mathbb{E}[Z_{i,t}]}{1 + \delta} = \frac{\rho + \delta \lim_{t \rightarrow \infty} P(Z_{i,t} = 1)}{1 + \delta} = \rho.$$

Hence, irrespective of the used interaction matrix, the asymptotic marginal (one-fold) distributions and urn compositions for the IPCN(1,2) system are the same as for the single (memory one) Pólya urn studied in [15]; this result is proved in general in Theorem 1 below. We, however, next observe that the asymptotic 2-fold draw distributions for the IPCN(1,2) urns do not match their counterparts for the single Pólya urn process of [15]. Indeed, the 2-fold (joint) distribution vector of the single-urn (stationary) Pólya Markov chain in [15] is given by

$$\tilde{\pi}^{(2)} = \left[\frac{\sigma(\sigma + \delta)}{1 + \delta}, \frac{\rho\sigma}{1 + \delta}, \frac{\rho\sigma}{1 + \delta}, \frac{\rho(\rho + \delta)}{1 + \delta} \right].$$

Furthermore, for the homogeneous IPCN(1,2) system, the joint probability $P(Z_{1,t} = a_1, Z_{1,t+1} = b_1)$ for urn 1 of the homogeneous IPCN(1,2) system is given by

$$\begin{aligned} & P(Z_{1,t} = a_1, Z_{1,t+1} = b_1) \\ &= \sum_{a_2, b_2 \in \{0,1\}} P(Z_{1,t} = a_1, Z_{1,t+1} = b_1, Z_{2,t} = a_2, Z_{2,t+1} = b_2) \\ &= \sum_{a_2, b_2 \in \{0,1\}} P(Z_{1,t+1} = b_1, Z_{2,t+1} = b_2 | Z_{1,t} = a_1, Z_{2,t} = a_2) P(Z_{1,t} = a_1, Z_{2,t} = a_2). \end{aligned}$$

Thus noting the conditional independence of $Z_{1,t+1}$ and $Z_{2,t+1}$ given $(Z_{1,t}, Z_{2,t})$, and using the IPCN(1,2) matrix $Q^{(1,2)}$ along with the fact that

$$\lim_{t \rightarrow \infty} P(Z_{1,t} = a_1, Z_{2,t} = a_2) = \pi_{a_1, a_2},$$

we obtain

$$\begin{aligned} \lim_{t \rightarrow \infty} P(Z_{1,t} = 0, Z_{1,t+1} = 0) &= \frac{\sigma(\sigma + \delta)}{1 + \delta} - \frac{\pi_{01}(1 - s_{11})\delta}{(1 + \delta)} \\ \lim_{t \rightarrow \infty} P(Z_{1,t} = 0, Z_{1,t+1} = 1) &= \frac{\sigma\rho}{1 + \delta} + \frac{\pi_{01}(1 - s_{11})\delta}{(1 + \delta)} \\ \lim_{t \rightarrow \infty} P(Z_{1,t} = 1, Z_{1,t+1} = 0) &= \frac{\sigma\rho}{1 + \delta} + \frac{\pi_{01}(1 - s_{11})\delta}{(1 + \delta)} \\ \lim_{t \rightarrow \infty} P(Z_{1,t} = 1, Z_{1,t+1} = 1) &= \frac{\rho(\rho + \delta)}{1 + \delta} - \frac{\pi_{01}(1 - s_{11})\delta}{(1 + \delta)}, \end{aligned}$$

which shows explicitly by how much the asymptotic 2-fold draw distribution for urn 1 deviates from $\tilde{\pi}^{(2)}$. Note that by setting $s_{11} = 1$, the error term $\pi_{01}(1 - s_{11})\delta/(1 + \delta)$ reduces to zero, making the two distributions match, as expected (since when $s_{11} = 1$, urn 1 only interacts with itself).

•

Note that it is much harder to derive in closed-form the stationary distribution for the homogeneous IPCN(M, N) system with $M > 1$ and $N > 2$ but we have the following asymptotic marginal probabilities for a homogeneous IPCN(M, N) system.

Theorem 1: For a homogeneous IPCN(M, N) system

$$\lim_{t \rightarrow \infty} P(Z_{i,t} = 1) = \rho \quad (12)$$

for all urns i in the network.

Proof 4: Let $\gamma_i = \lim_{t \rightarrow \infty} E[Z_{i,t}]$ for $i \in \{1, 2, \dots, N\}$. Using (11), we obtain

$$\gamma_d = \frac{\rho + \sum_{i=1}^N s_{di}(M\gamma_i)\delta}{1 + M\delta}$$

for $d \in \{1, 2, \dots, N\}$. Let $\mathbf{1}_N = [1, \dots, 1]^T$ and $\gamma = [\gamma_1, \dots, \gamma_N]^T$, where \mathbf{T} denotes transposition. Then,

$$(1 + M\delta)\gamma = \rho\mathbf{1}_N + (M\delta)S\gamma$$

which gives

$$(1 + M\delta)(\gamma - \rho\mathbf{1}_N) = (M\delta)S(\gamma - \rho\mathbf{1}_N).$$

Setting $\tilde{\gamma} := \gamma - \rho\mathbf{1}_N$ in the above equation, we have that

$$S\tilde{\gamma} = \frac{1 + M\delta}{M\delta}\tilde{\gamma}.$$

Since the eigenvalues of S have absolute values less than or equal to one (as S is a row-stochastic matrix), we obtain that

$$\tilde{\gamma} = 0$$

which implies that

$$\gamma_i = \rho \quad \forall \quad i \in \{1, 2, \dots, N\}.$$

IV. DYNAMICAL SYSTEM MODELS

As seen in the earlier section, in general it is not easy to obtain the stationary distribution for the IPCN(M, N) Markov chain characterized in (7), which has 2^{MN} states. Due to this exponential increase in the size of the

transition probability matrix with the number of urns N and memory M , it is difficult to analytically solve for the stationary distribution in terms of the system parameters. In this section, we present the main core of our paper, i.e., a class of dynamical systems whose trajectory approximates the infection probability at time t for any urn i in the network. Notably, for the case of $M = 1$, we observe that the process naturally leads to an exact linear dynamical system without using any approximation. For $M > 1$, we use a *mean-field approximation* to obtain an approximating dynamical system. This is in the same theme as the classical SIS model, and its variations, where a dynamical system is often used instead of the original Markov chain. A few examples in which an approximate dynamical system is constructed for a Markov chain are given in [16], [17], [18], [22]. Throughout the section, we consider $\delta_{r,i}(t) = \delta_{r,i}$ and $\delta_{b,i}(t) = \delta_{b,i}$ for all time instances t , i.e., we remove the time dependence from the reinforcement parameters of the Markov process.

A. Dynamical system for $M=1$

Our main objective is to analyze the behaviour of the draw variables $\{Z_{i,t}\}$, when memory is one. In particular, we obtain a dynamical system for the evolution in time of $P(Z_{i,t} = 1)$, which we outline next.

For ease of notation, given an IPCN(M, N) and an urn i , we denote the infection probability at time t by

$$P_i(t) := P(Z_{i,t} = 1).$$

Recall from Lemma 1 and (7) with $M = 1$ that the conditional infection probability of urn i at time t , given all the draw variables at time $t - 1$, is given by

$$\begin{aligned} P(Z_{i,t} = 1 | Z_{1,t-1}, Z_{2,t-1}, \dots, Z_{N,t-1}) &= \sum_{j=1}^N \frac{s_{ij}(\rho_j + \delta_{r,j}Z_{j,t-1})}{1 + \delta_{r,j}Z_{j,t-1} + (1 - Z_{j,t-1})\delta_{b,j}} \\ &= \sum_{j=1}^N [s_{ij}\beta_1^{(j)}(1)Z_{j,t-1} + s_{ij}\beta_1^{(j)}(0)(1 - Z_{j,t-1})] \end{aligned} \quad (13)$$

where

$$\beta_1^{(j)}(k) := \frac{\rho_j + k\delta_{r,j}}{1 + k\delta_{r,j} + (1 - k)\delta_{b,j}}, \quad j \in \{1, \dots, N\}, \quad k \in \{0, 1\}.$$

Now taking expectation with respect to $(Z_{1,t-1}, \dots, Z_{N,t-1})$ on both sides of (13), we get

$$P_i(t) = \sum_{j=1}^N [\beta_1^{(j)}(1)s_{ij}P_j(t-1) + s_{ij}\beta_1^{(j)}(0)(1 - P_j(t-1))]. \quad (14)$$

To this end, defining the vector $P(t)$ as

$$P(t) = [P_1(t), P_2(t), \dots, P_N(t)]^T,$$

we obtain the following dynamical system for the IPCN($1, N$) network.

Theorem 2: For the IPCN(1, N) system, the infection vector satisfies the equation

$$P(t) = J_{N,1}P(t-1) + C_{N,1} \quad (15)$$

where $J_{N,1} \in \mathbb{R}^{N \times N}$, $C_{N,1} \in \mathbb{R}^{N \times 1}$ are matrices with respective entries:

$$[J_{N,1}]_{i \times j} = \frac{s_{ij}(\rho_j + \delta_{r,j})}{(1 + \delta_{r,j})} - \frac{s_{ij}\rho_j}{(1 + \delta_{b,j})} = s_{ij}(\beta_1^{(j)}(1) - \beta_1^{(j)}(0))$$

$$\text{and } [C_{N,1}]_{1 \times i} = \sum_{j=1}^N \frac{s_{ij}\rho_j}{(1 + \delta_{b,j})} = \sum_{j=1}^N s_{ij}\beta_1^{(j)}(0).$$

Proof 5: Follows from (14).

We next examine the equilibrium of this linear dynamical system.

Theorem 3: The linear dynamical system for the IPCN(1, N) system given by (15) has a unique equilibrium point given by $P^* = (I - J_{N,1})^{-1}C_{N,1}$ and

$$\lim_{t \rightarrow \infty} P_i(t) = P_i^*$$

for all $i \in \{1, \dots, N\}$.

Proof 6: It is enough to show that the spectral radius of the matrix $J_{N,1}$ is less than one; since the spectral radius is less than, or equal to, the row sum norm of the matrix, it is enough to show that the row sum norm of $J_{N,1}$ is strictly less than 1, see [37]. Note that

$$-1 < \frac{(\rho_j + \delta_{r,j})}{(1 + \delta_{r,j})} - \frac{\rho_j}{(1 + \delta_{b,j})} < 1 \quad (16)$$

since $0 \leq \rho_j \leq 1$ and $\delta_{r,j}, \delta_{b,j} \geq 0$ for all $j \in \{1, 2, \dots, N\}$. Hence, the sum of absolute values of entries in i th row of the matrix $J_{N,1}$ satisfies

$$\sum_{j=1}^N s_{ij} \left| \frac{(\rho_j + \delta_{r,j})}{(1 + \delta_{r,j})} - \frac{\rho_j}{(1 + \delta_{b,j})} \right| < \sum_{j=1}^N s_{ij} = 1,$$

which yields the result.

As an illustration, we find the equilibrium of the linear dynamical system (15) for a much simpler IPCN(1, N) system.

Corollary 1: Given an IPCN(1, N) system with $S = I$,

$$\lim_{t \rightarrow \infty} P_i(t) = \frac{\rho_i(1 + \delta_{r,i})}{1 + \delta_{b,i} + \rho_i(\delta_{r,i} - \delta_{b,i})}. \quad (17)$$

Proof 7: For an IPCN(1, N) system with $S = I$, we have that

$$P(Z_{1,t-1} = a_1, \dots, Z_{N,t-1} = a_N) = \prod_{j=1}^N P(Z_{j,t-1} = a_j).$$

In this case, since $S = I$ and hence the draw variables of urns are independent of each other. The asymptotic value of $P_i(t)$ for $i \in \{1, \dots, N\}$ is given by the equilibrium point of the linear dynamical system

$$P(t) = J_{N,1}P(t-1) + C_{N,1}$$

which is given by $P^* \in \mathbb{R}^N$ whose i th component is given by (17).

Another way to find this equilibrium point is to write the transition probability matrix for a single urn using (7) and solving for stationary distribution to obtain $\lim_{t \rightarrow \infty} P_i(t)$. The transition probability matrix for a single non-homogeneous urn i is given by

$$Q^{(1,1)} = \begin{bmatrix} \frac{\sigma_i + \delta_{b,i}}{1 + \delta_{b,i}} & \frac{\rho_i}{1 + \delta_{b,i}} \\ \frac{\sigma_i}{1 + \delta_{r,i}} & \frac{\rho_i + \delta_{r,i}}{1 + \delta_{r,i}} \end{bmatrix}.$$

On solving for the stationary distribution, $[\pi_0, \pi_1]Q^{(1,1)} = [\pi_0, \pi_1]$, we obtain that π_1 indeed equals the right-hand-side (R.H.S.) of (17).

We also illustrate Theorem 3 by examining the special homogeneous case. This aligns with the result in Theorem 1.

Corollary 2: For a homogeneous IPCN(1, N) system, the equilibrium of (15) is given by $P^* = \rho \mathbf{1}_N$, where $\mathbf{1}_N$ is vector of ones of size N .

Proof 8: By Theorem 3, the equilibrium P^* is given by

$$P^* = (I - J_{N,1})^{-1}C_{N,1}.$$

Note that the row sums in $(I - J_{N,1})$ are given by $\frac{1}{1 + \delta}$, i.e.,

$$(I - J_{N,1})\mathbf{1}_N = \frac{1}{1 + \delta}\mathbf{1}_N.$$

Therefore,

$$(I - J_{N,1})^{-1}C_{N,1} = (I - J_{N,1})^{-1} \begin{bmatrix} \frac{\rho}{(1+\delta)} & \frac{\rho}{(1+\delta)} & \dots & \frac{\rho}{(1+\delta)} \end{bmatrix}^T = \rho \mathbf{1}_N.$$

B. Dynamical system for $M > 1$

We now construct a class of dynamical systems which approximates the IPCN(M, N) Markov chain in (7). Unlike the memory $M = 1$ case, we need to resort to approximations here to obtain dynamical systems. We use the following *mean-field approximation here*:

- We assume that for every time instant $t > M$, for each urn i , $Z_{i,t-1}, \dots, Z_{i,t-M}$ are approximately independent

of each other; i.e., at any given time instant $t > M$, we assume that

$$P[Z_{j,t-1}, Z_{j,t-2}, \dots, Z_{j,t-M}] \approx \prod_{k=1}^M P[Z_{j,t-k}], \quad (18)$$

for all $j \in \{1, 2, \dots, N\}$.

For the IPCN(M, N) system, we have from (7) that

$$P[Z_{i,t} = 1 | (Z_{1,t-1}, \dots, Z_{1,t-M}), \dots, (Z_{N,t-1}, \dots, Z_{N,t-M})] = \sum_{j=1}^N \frac{s_{ij}(\rho_j + \delta_{r,j} \sum_{k=1}^M Z_{j,t-k})}{1 + \sum_{k=1}^M (\delta_{r,j} Z_{j,t-k} + \delta_{b,j} (1 - Z_{j,t-k}))}. \quad (19)$$

Now, taking expectation with respect to

$$((Z_{1,t-1}, \dots, Z_{1,t-M}), \dots, (Z_{N,t-1}, \dots, Z_{N,t-M}))$$

on both sides of (19) and using the linearity property of expectation, we obtain

$$P[Z_{i,t} = 1] = \sum_{j=1}^N E \left[\frac{s_{ij}(\rho_j + \delta_{r,j} \sum_{k=1}^M Z_{j,t-k})}{1 + \sum_{k=1}^M (\delta_{r,j} Z_{j,t-k} + \delta_{b,j} (1 - Z_{j,t-k}))} \right] \quad (20)$$

$$= \sum_{j=1}^N \sum_{B_M} \frac{s_{ij}(\rho_j + \delta_{r,j} \sum_{k=1}^M a_k)}{1 + \sum_{k=1}^M (\delta_{r,j} a_k + \delta_{b,j} (1 - a_k))} P(Z_{j,t-1} = a_1, \dots, Z_{j,t-M} = a_M)$$

where

$$B_M := \{(a_1, a_2, \dots, a_M) \mid a_k \in \{0, 1\} \text{ for } k \in \{1, 2, \dots, M\}\}. \quad (21)$$

Now we use the *mean-field approximation* (18) in (20) to obtain the following class of approximating nonlinear dynamical systems

$$P_i(t) \approx \sum_{j=1}^N \sum_{B_M} \frac{s_{ij}(\rho_j + \delta_{r,j} \sum_{k=1}^M a_k)}{1 + \sum_{k=1}^M (\delta_{r,j} a_k + \delta_{b,j} (1 - a_k))} \prod_{k=1}^M P[Z_{j,t-k} = a_k] = \quad (22)$$

$$\sum_{j=1}^N \sum_{B_M} \frac{s_{ij}(\rho_j + \delta_{r,j} \sum_{k=1}^M a_k)}{1 + \delta_{r,j} \sum_{k=1}^M a_k + \delta_{b,j} (M - \sum_{k=1}^M a_k)} \prod_{k=1}^M (a_k P_j(t-k) + (1 - a_k)(1 - P_j(t-k))).$$

For simplicity of notation, we write (22) in the following way:

$$P_i(t) \approx \sum_{B_M} \left[\sum_{j=1}^N s_{ij} \beta_M^{(j)}(v_M) \right] \prod_{k=1}^M (a_k P_j(t-k) + (1-a_k)(1-P_j(t-k))) \quad (23)$$

where

$$v_M = \sum_{k=1}^M a_k \quad \text{where } a_k \in \{0, 1\} \quad \text{for } k \in \{1, 2, \dots, M\},$$

$$\beta_M^{(j)}(l) = \frac{\rho_j + l\delta_{r,j}}{1 + l\delta_{r,j} + (M-l)\delta_{b,j}}, \quad j \in \{1, \dots, N\}, l \in \{0, 1, \dots, M\}. \quad (24)$$

We next give a useful rearranged form of (23). In particular, even though (23) appears to be complicated, after some simplifications, the coefficients of the nonlinear terms follow a binomial pattern. To give an idea of this binomial pattern, we will first present a few examples and then give a proof formula for the rearranged form of (23).

Example 4.1: We note that for the IPCN(2, 2) system, the approximating dynamical system is given by

$$P_i(t) \approx \sum_{j=1}^2 s_{ij} \beta_2^{(j)}(0) + \sum_{j=1}^2 \sum_{k=1}^2 s_{ij} \left(\beta_2^{(j)}(1) - \beta_2^{(j)}(0) \right) P_j(t-k)$$

$$+ \sum_{j=1}^2 s_{ij} \left(\beta_2^{(j)}(2) - 2\beta_2^{(j)}(1) + \beta_2^{(j)}(0) \right) \prod_{k=1}^2 P_j(t-k).$$

Next, by expansion, we observe that for IPCN(3, 2) system, the approximating dynamical system is given by

$$P_i(t) \approx \sum_{j=1}^2 s_{ij} \beta_3^{(j)}(0) + \sum_{j=1}^2 \sum_{k=1}^3 P_j(t-k) s_{ij} \left[\beta_3^{(j)}(1) - \beta_3^{(j)}(0) \right]$$

$$+ \sum_{j=1}^2 P_j(t-1) P_j(t-2) s_{ij} \left[\beta_3^{(j)}(0) - 2\beta_3^{(j)}(1) + \beta_3^{(j)}(2) \right]$$

$$+ \sum_{j=1}^2 P_j(t-2) P_j(t-3) s_{ij} \left[\beta_3^{(j)}(0) - 2\beta_3^{(j)}(1) + \beta_3^{(j)}(2) \right]$$

$$+ \sum_{j=1}^2 P_j(t-1) P_j(t-3) s_{ij} \left[\beta_3^{(j)}(0) - 2\beta_3^{(j)}(1) + \beta_3^{(j)}(2) \right]$$

$$+ \sum_{j=1}^2 P_j(t-1) P_j(t-2) P_j(t-3) s_{ij} \left[3\beta_3^{(j)}(1) - 3\beta_3^{(j)}(2) - \beta_3^{(j)}(0) + \beta_3^{(j)}(3) \right],$$

where one can already observe the binomial pattern that we hinted at. •

We will now obtain a rearrangement of (23) for a general IPCN(M, N) system.

Theorem 4: For the IPCN(M, N) system, the approximating dynamical system (23) can be written as

$$P_i(t) \approx \sum_{j=1}^N s_{ij} \beta_M^{(j)}(0)$$

$$+ \sum_{j=1}^N \sum_{n=1}^M \left[\left(\sum_{k=0}^n \left((-1)^{n-k} \binom{n}{k} s_{ij} \beta_M^{(j)}(k) \right) \right) \left(\sum_{\substack{(d_1, \dots, d_n) \\ \in H_{n,M}}} P_j(t-d_1) \cdots P_j(t-d_n) \right) \right], \quad (25)$$

where

$$H_{n,M} := \{(d_1, d_2, \dots, d_n) \mid d_i \in \{1, \dots, M\}, \quad d_i \neq d_j \quad \forall i, j \in \{1, \dots, n\}\}.$$

Proof 9: We show that (25) is obtained by a rearrangement of (23). The R.H.S. of (23) is given by:

$$\sum_{j=1}^N \left[\sum_{B_M} s_{ij} \beta_M^{(j)}(v_M) \prod_{k=1}^M \left(a_k P_j(t-k) + (1-a_k)(1-P_j(t-k)) \right) \right]. \quad (26)$$

The constant term can be extracted from (26) by setting $\underline{a}_j = (0, 0, \dots, 0)$ in B_M for $1 \leq j \leq N$ and is given by

$$\sum_{j=1}^N \frac{s_{ij} \rho_j}{1 + M \delta_{b,j}}.$$

Now, fixing $j \in \{1, 2, \dots, N\}$, we expand the term

$$\sum_{B_M} s_{ij} \beta_M^{(j)}(v_M) \prod_{k=1}^M (a_k P_j(t-k) + (1-a_k)(1-P_j(t-k))). \quad (27)$$

Note that the order of (27) is M . In order to get the n th degree term (where $1 \leq n \leq M$ in (27)), we need to choose n corresponding $P_j(t-k)$'s, where $k \in \{1, 2, \dots, M\}$ from the product

$$\prod_{k=1}^M (a_k P_j(t-k) + (1-a_k)(1-P_j(t-k)))$$

and the rest $M-n$ chosen terms have to be 1. We then look at the coefficient of the chosen n th order term. Note that the coefficients of the chosen $P_j(t-k)$'s are either 1 or -1 , depending on the tuple \underline{a}_j . Given a tuple \underline{a}_j , there are exactly v_M , $P_j(t-k)$'s with coefficients 1 and the rest $n-v_M$ of them have coefficient -1 .

Summing over all the possible coefficients of the n th degree term of (26) we get

$$\sum_{k=0}^n (-1)^{n-k} \binom{n}{k} s_{ij} \beta_M^{(j)}(k) \sum_{\substack{(d_1, \dots, d_n) \\ \in H_{n,M}}} P_j(t-d_1) \cdots P_j(t-d_n).$$

Finally, we can obtain the n th degree terms ($1 \leq n \leq M$) for the other $N-1$ urns in exactly the same way as above.

The analysis of the nonlinear dynamical systems given in (25) is clearly more intricate than the one in the case with memory one, where the evaluations were given by a linear dynamical system, namely (15). This being said, given that the presence of nonlinearity is due to the product of probabilities, we can use a further approximation by considering the leading linear terms.

Corollary 3: The linear part of the dynamical system (25) is given by

$$P_i(t) \approx \sum_{j=1}^N s_{ij} \beta_M^{(j)}(0) + \sum_{j=1}^N \sum_{k=1}^M s_{ij} \left(\beta_M^{(j)}(1) - \beta_M^{(j)}(0) \right) P_j(t-k). \quad (28)$$

Proof 10: Setting $n = 1$ in (25) we obtain

$$\begin{aligned} P_i(t) &\approx \sum_{j=1}^N s_{ij} \beta_M^{(j)}(0) \\ &+ \sum_{j=1}^N \left((-1) \binom{1}{0} s_{ij} \beta_M^{(j)}(0) + (-1)^2 \binom{1}{1} s_{ij} \beta_M^{(j)}(1) \right) \left(\sum_{d \in H_{1,M}} P_j(t-d) \right) \\ &= \sum_{j=1}^N s_{ij} \beta_M^{(j)}(0) + \sum_{j=1}^N \sum_{k=1}^M s_{ij} (\beta_M^{(j)}(1) - \beta_M^{(j)}(0)) P_j(t-k). \end{aligned}$$

Equation (28) gives an approximate linear dynamical system for the IPCN(M, N) system. For $M \geq 1$ network of N urns, we define

$$\tilde{P}(t) := [P_1(t), \dots, P_1(t-M), P_2(t), \dots, P_2(t-M), \dots, P_N(t), \dots, P_N(t-M)]^T.$$

Using (25) and dropping the nonlinear terms, we can write,

$$\tilde{P}(t) \approx J_{N,M} \tilde{P}(t-1) + C_{N,M} \quad (29)$$

where, $J_{N,M}$ is a block matrix with N^2 blocks of size $M \times M$.

$$J_{N,M} = \begin{bmatrix} J_{N,M}(1,1) & J_{N,M}(1,2) & \cdots & J_{N,M}(1,N) \\ J_{N,M}(2,1) & J_{N,M}(2,2) & \cdots & J_{N,M}(2,N) \\ \vdots & \ddots & \vdots & \vdots \\ J_{N,M}(N,1) & J_{N,M}(N,2) & \cdots & J_{N,M}(N,N) \end{bmatrix}_{NM \times NM}.$$

Here, the diagonal blocks of matrix, $J_{N,M}(i, i)$ is given by

$$\left[\begin{array}{c|c} s_{ii}(\beta_M^{(i)}(1) - \beta_M^{(i)}(0)) & s_{ii}(\beta_M^{(i)}(1) - \beta_M^{(i)}(0)) \\ \hline \mathbf{I}_{(M-1) \times (M-1)} & \mathbf{0}_{1 \times (M-1)} \end{array} \right]_{M \times M}$$

where $\mathbf{I}_{(M-1) \times (M-1)}$ is the identity matrix of size $M - 1$ and $\mathbf{0}_{1 \times (M-1)}$ is the column vector of length $M - 1$ with all entries zero. Similarly, the off-diagonal blocks $J_{N,M}(i, j)$ are given by

$$\left[\begin{array}{c|c} s_{ij}(\beta_M^{(j)}(1) - \beta_M^{(j)}(0)) & s_{ij}(\beta_M^{(j)}(1) - \beta_M^{(j)}(0)) \\ \hline \mathbf{0}_{(M-1) \times (M-1)} & \mathbf{0}_{1 \times (M-1)} \end{array} \right]_{M \times M}$$

where, $\mathbf{0}_{(M-1)\times(M-1)}$ is a matrix of size $(M-1)$ with all entries zero. Finally, $C_{N,M}$ is a column matrix with N blocks each of size $1 \times M$ given by

$$C_{N,M}(i) = \left[\sum_{j=1}^N s_{ij} \beta_M^{(j)}(0) \quad 0 \quad \cdots \quad 0 \right]_{1 \times M}^T.$$

The linear dynamical system (29) has a unique equilibrium which is given by $(I - J_{N,M})^{-1} C_{N,M}$. Even though we leave further studies of stability properties of the nonlinear dynamical system (25) as a future direction, it is worth pointing out that (29) asymptotically converges to the unique equilibrium if and only if the spectral radius of $J_{N,M}$ is less than one. The possible dependency of this condition to the interaction matrix and urn properties is also interesting for future studies.

We next present a few simulations to assess how close these class dynamical systems are to our Markov process.

V. SIMULATION RESULTS

We provide a set of simulations* to illustrate our results. For this purpose, we have considered four different setups which are aimed at demonstrating the impact of memory, as well as initial urn compositions and reinforcement parameters. In particular, for the first two networks with $N = 10$ (i.e., fig. 1 and fig. 2), we use δ_r values that are significantly larger than the δ_b values in fig. 1 and δ_b values significantly larger than δ_r values in fig. 2. In fig. 3, we consider larger size non-homogeneous networks with $N = 100$. We simulate the IPCN(M, N) system for $M = 1, 2, 3$ and their corresponding approximating (nonlinear) dynamical systems given by (25). We also simulate the linear approximation (28) of the nonlinear dynamical system for each $M = 2, 3$. Recall that for $M = 1$, the linear dynamical system in (15) exactly characterizes the underlying Markov draw process. Finally, in fig. 4, we simulate a homogeneous IPCN(M, N) system. Throughout, for the given IPCN(M, N) system, we plot the average empirical sum at time t , which is given by

$$\frac{1}{N} \sum_{i=1}^N I_t(i) \quad \text{where} \quad I_t(i) = \frac{1}{t} \sum_{n=1}^t Z_{i,n}.$$

For each plot, the average empirical sum is computed 100 times and the mean value is plotted against time. For the dynamical systems, we plot the average infection rate at time t , which is given by $\frac{1}{N} \sum_{i=1}^N P_i(t)$.

We first note from the simulations that for the network with $M = 1$, the linear system in (15) matches the empirical sum of the draw process, as expected since in this case the linear system is exact.

We next observe that the nonlinear dynamical system (25) is always a good approximation for the IPCN(M, N) system. Note that in (25), the order of the approximating nonlinear dynamical system is equal to the memory of the IPCN(M, N) system and therefore, when we drop nonlinear terms from (25) to obtain the linear approximation (28),

*For a complete list of parameters used for generating all figures, see the link:
<https://www.dropbox.com/sh/19py25reaxnfoyn/AABFdBp98J-9Jkd7zzVfTAQ9a?dl=0>

as we expect, the approximation gets worse. For $M > 1$, we can see this worsening of linear approximation in fig. 1 and fig. 3. However, in some exceptional cases, the linear approximation performs well. An example of this behavior is presented in fig. 2, where the linear approximations perform as well as the nonlinear ones. An important aspect of these simulations is that the reinforcement parameters play a major role in determining the asymptotic value of the probability of infection. For example in fig. 1, since the δ_r parameters are significantly larger than the δ_b parameters (i.e., infection is much more likely than recovery), the asymptotic value of the plots is higher (i.e., the urns tend towards having a larger composition of red balls). Similarly in fig. 2, since the δ_b values are significantly larger than the δ_r values, the asymptotic value of the plots are lower (i.e., the urns tend towards having a larger proportion of black balls). Furthermore, the better performance of the linear system observed in fig. 2 relative to fig. 1 and fig. 3 is attributed to the fact that the constant term in the linear approximation (given by (28)) increases when δ_r is increased and decreases when δ_b is increased. Depending on how large δ_r is, the probability of infection as approximated by (28) can exceed 1 and hence the linear approximation does not perform well for these cases. Whereas, no matter how large δ_b gets, the probability of infection never gets smaller than 0 and hence the linear approximation performs comparatively better in this case. Lastly, we observe from the simulations for the homogeneous IPCN(M, N) system in fig. 4 that the empirical sum as well as the linear and nonlinear dynamical approximations converge to ρ irrespective of the memory of the system. This phenomenon is indeed shown in Theorem 1 for any homogeneous IPCN(M, N) system.

VI. CONCLUSIONS

We formulated an interacting Pólya contagion network with finite Markovian memory. We showed that for the homogeneous case, i.e., when all urns have identical initial conditions and reinforcement parameters, the underlying Markov process is irreducible and aperiodic and hence has a unique stationary distribution. We also derived the exact asymptotic marginal infection distribution. For the non-homogeneous interacting Pólya contagion network, we constructed dynamical systems to evaluate the network's infection propagation. We showed that when memory $M = 1$, the probability of infection can be exactly represented by a linear dynamical system which has a unique equilibrium point to which the solution asymptotically converges. For memory $M > 1$, we used *mean-field approximations* to construct approximating dynamical systems which are nonlinear in general; we obtained a linearization of this dynamical system and characterize its equilibrium. We provided simulations comparing the corresponding linear and approximating nonlinear dynamical systems with the original stochastic process. Notably, we demonstrated that the approximating nonlinear dynamical system performs well for all tested values of memory and network size. Future work include analyzing the stability properties of the nonlinear model, studying the scaling of the approximations with the size of the network, and designing curing strategies for the proposed model with systematic comparisons with the SIS model.

ACKNOWLEDGEMENTS

We sincerely thank Yanglei Song for providing the proof of Theorem 1 and improving the results in Section IV.

REFERENCES

- [1] M. Hayhoe, F. Alajaji, and B. Ghahsifard, “Curing epidemics on networks using a Polya contagion model,” *IEEE/ACM Transactions on Networking*, vol. 27, no. 5, pp. 2085–2097, 2019.
- [2] —, “A Polya contagion model for networks,” *IEEE Transactions on Control of Network Systems*, vol. 5, no. 4, p. 1998–2010, 12 2017.
- [3] A. Fazeli and A. Jadbabaie, “On consensus in a correlated model of network formation based on a Pólya urn process,” in *2011 50th IEEE Conference on Decision and Control and European Control Conference*, 2011, pp. 2341–2346.
- [4] A. Jadbabaie, A. Makur, E. Mossel, and R. Salhab, “Opinion dynamics under social pressure,” *arXiv preprint arXiv:2104.11172v1*, 2021.
- [5] A. Banerjee, P. Burlina, and F. Alajaji, “Image segmentation and labeling using the Polya urn model,” *IEEE Transactions on Image Processing*, vol. 8, no. 9, pp. 1243–1253, 1999.
- [6] N. Berger, C. Borgs, J. Chayes, and A. Saberi, “On the spread of viruses on the internet,” vol. 5. Proceedings of the ACM-SIAM Symposium on Discrete Algorithms, 2005, pp. 301–310.
- [7] B. Skyrms and R. Pemantle, “A dynamic model of social network formation,” *Proceedings of the National Academy of Sciences*, vol. 97, no. 16, pp. 9340–9346, 2000.
- [8] N. Sahasrabudhe, “Synchronization and fluctuation theorems for interacting Friedman urns,” *J. Appl. Prob.*, vol. 53, pp. 1221–1239, 2016.
- [9] G. Kaur and S. Neeraja, “Interacting urns on a finite directed graph,” 2019.
- [10] A. Collecchio, C. Cotar, and M. LiCalzi, “On a preferential attachment and generalized Pólya’s urn model,” *The Annals of Applied Probability*, vol. 23, no. 3, pp. 1219–1253, 2013.
- [11] N. Berger, C. Borgs, J. T. Chayes, and A. Saberi, “Asymptotic behavior and distributional limits of preferential attachment graphs,” *Annals of Probability*, vol. 42, no. 1, pp. 1–40, 01 2014.
- [12] G. Harrington, F. Alajaji, and B. Ghahsifard, “Initialization and curing policies for Pólya contagion networks,” *SIAM Journal on Control and Optimization*, to appear.
- [13] P. Pra, P. Y. Louis, and I. G. Minelli, “Synchronazation via interacting reinforcement,” *Journal of Applied Probability*, vol. 51, pp. 556–568, 03 2016.
- [14] M. Benaïm, I. Benjamini, J. Chen, and Y. Lima, “A generalized Pólya’s urn with graph based interactions,” *Random Structures & Algorithms*, vol. 46, no. 4, pp. 614–634, 2015.
- [15] F. Alajaji and T. Fuja, “A communication channel modeled on contagion,” *IEEE Transactions on Information Theory*, vol. 40, no. 6, pp. 2035–2041, 1994.
- [16] N. A. Ruhi, T. Christos, and B. Hassibi, “Improved bounds on the epidemic threshold of exact SIS models on complex networks,” *2016 IEEE 55th Conference on Decision and Control (CDC)*, pp. 3560–3565, 2016.
- [17] Yang Wang, D. Chakrabarti, Chenxi Wang, and C. Faloutsos, “Epidemic spreading in real networks: An eigenvalue viewpoint,” in *Proceedings 22nd International Symposium on Reliable Distributed Systems*, 2003, pp. 25–34.
- [18] P. Van Mieghem, J. Omic, and R. Kooij, “Virus spread in networks,” *IEEE/ACM Transactions on Networking*, vol. 17, no. 1, pp. 1–14, 2009.
- [19] P. E. Paré, C. L. Beck, and A. Nedić, “Epidemic processes over time-varying networks,” *IEEE Transactions on Control of Network Systems*, vol. 5, no. 3, pp. 1322–1334, 2017.

- [20] W. Mei, S. Mohagheghi, S. Zampieri, and F. Bullo, “On the dynamics of deterministic epidemic propagation over networks,” *Annual Reviews in Control*, vol. 44, pp. 116–128, 2017.
- [21] C. Nowzari, V. M. Preciado, and G. J. Pappas, “Analysis and control of epidemics: A survey of spreading processes on complex networks,” *IEEE Control Systems Magazine*, vol. 36, no. 1, pp. 26–46, 2016.
- [22] H. Andersson and T. Britton, *Stochastic Epidemic Models and their Statistical Analysis*. Springer Science & Business Media, 2012, vol. 151.
- [23] G. Aletti and I. Crimaldi, “The rescaled Pólya urn: Local reinforcement and Chi-squared goodness of fit test,” 2019.
- [24] D. Pfeifer, *Pólya-Lundberg process*. Encyclopedia of Statistical Sciences, vol. 7, Wiley, New York, 1986.
- [25] N. R. Barraza, G. Pena, and V. Moreno, “A non-homogeneous Markov early epidemic growth dynamics model. application to the SARS-CoV-2 pandemic,” *Chaos, Solitons & Fractals*, p. 110297, 2020.
- [26] F. C. Fabiani, “Asymptotic incidence rate estimation of SARS-COVID-19 via a Pólya process scheme: A comparative analysis in Italy and European countries,” *arXiv preprint arXiv:2010.00463*, 2020.
- [27] D. A. Freedman, “Bernard Friedman’s urn,” *The Annals of Mathematical Statistics*, vol. 36, no. 3, pp. 956–970, 1965.
- [28] R. Gouet, “Martingale functional central limit theorems for a generalized Pólya urn,” *The Annals of Probability*, vol. 21, no. 3, pp. 1624–1639, 07 1993.
- [29] V. S. Borkar, *Stochastic Approximation: A Dynamical Systems Viewpoint*, ser. Texts and readings in Mathematics. Cambridge University Press, 2008.
- [30] U. Gangopadhyay and K. Maulik, “Stochastic approximation with random step sizes and urn models with random replacement matrices,” *Annals of Applied Probability*, vol. 29, no. 4, pp. 2033–2066, 2019.
- [31] S. Laurelle and G. Pages, “Randomized urn models revisited using stochastic approximation,” *The Annals of Applied Probability*, vol. 23, no. 4, pp. 1409–1436, 06 2013.
- [32] K. B. Athreya and P. E. Ney, *Branching Processes*, ser. Dover Books on Mathematics. Dover Publications, 2004.
- [33] K. B. Athreya and S. Karlin, “Embedding of urn schemes into continuous time Markov branching processes and related limit theorems,” *The Annals of Mathematical Statistics*, vol. 39, no. 6, pp. 1801–1817, 1968.
- [34] S. Janson, “Functional limit theorems for multitype branching processes and generalized Pólya urns,” *Stochastic Processes and their Applications*, vol. 110, no. 2, pp. 177 – 245, 2004.
- [35] R. Pemantle, “A survey of random processes with reinforcement,” *Probab. Surveys*, vol. 4, pp. 1–79, 2007.
- [36] G. Aletti, I. Crimaldi, and A. Ghiglietti, “Synchronization of reinforced stochastic processes with a network based interaction,” *The Annals of Applied Probability*, vol. 27, no. 6, pp. 3787–3844, 2017.
- [37] S. H. Strogatz, *Nonlinear Dynamics and Chaos: With Applications to Physics, Biology, Chemistry, and Engineering*, 2nd ed. CRC Press, 2018.
- [38] R. Albert and A. L. Barabási, “Statistical mechanics of complex networks,” *Rev. Modern Phys.*, vol. 74, no. 1, pp. 47–97, 2002.

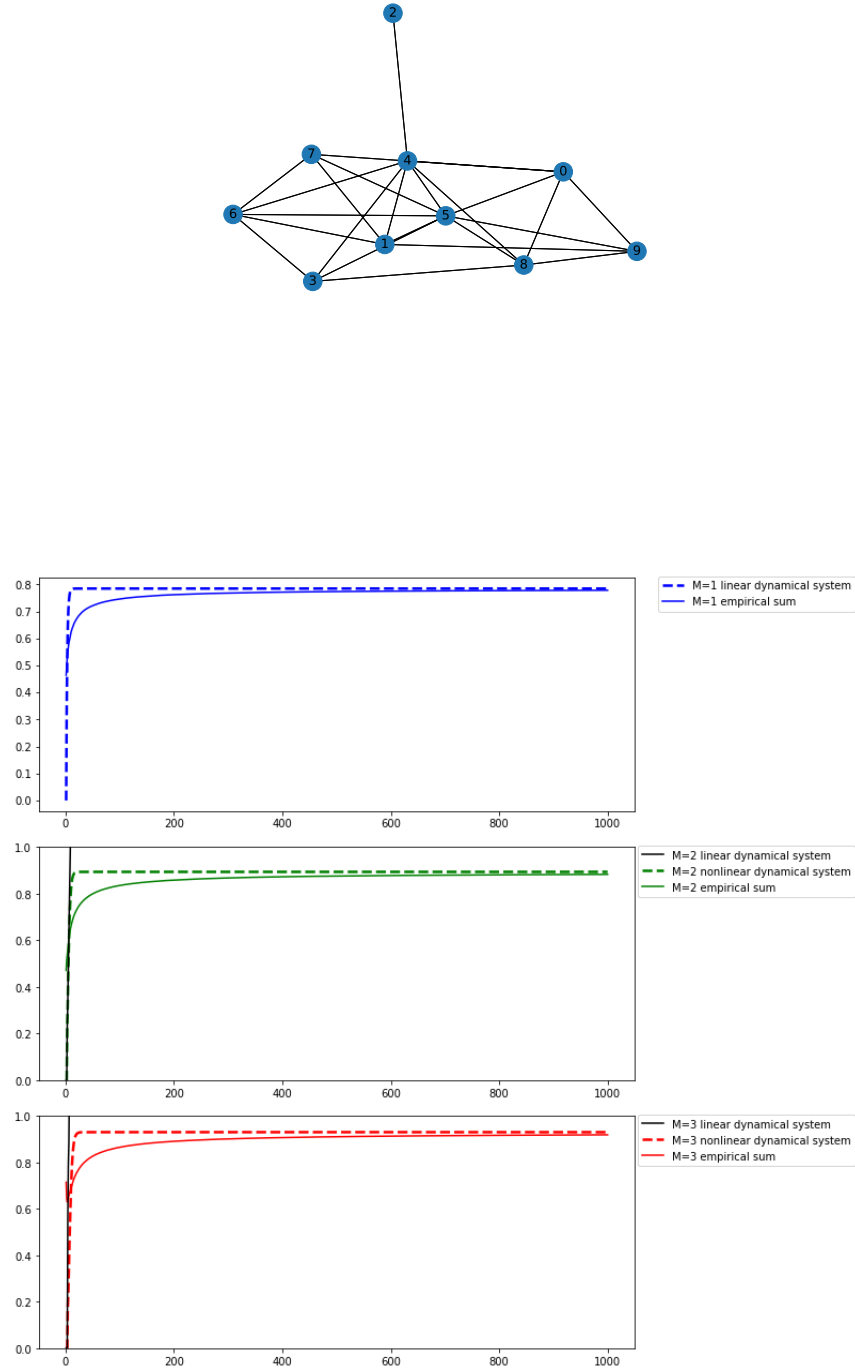


Fig. 1. Infection rate curves for non-homogeneous IPCN(M, N) systems with $N = 10$ nodes and memory $M = 1, 2, 3$. At $t = 0$, each urn has a total of 25 balls. The number of red balls in each urn at $t = 0$ is chosen randomly between range 5 to 23 so that ρ'_s lie in the range 0.2 to 0.92. Δ'_r 's are chosen randomly between range 60 to 70 and Δ'_b 's are randomly chosen between range 20 to 29. For simplicity, we set the initial values $P_i(0), P_i(1), \dots, P_i(M-1)$ all equal to zero for all urns i in the network.

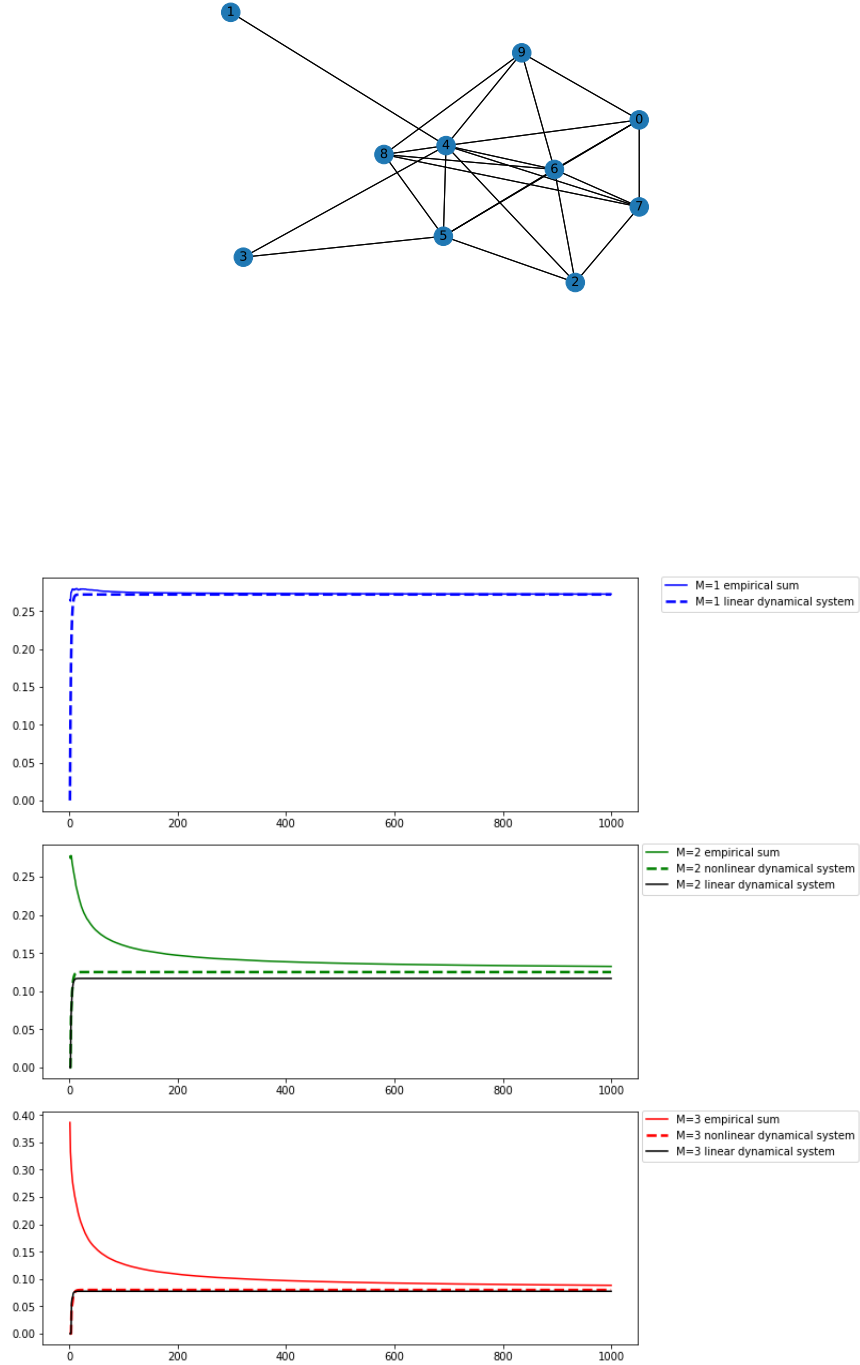


Fig. 2. Infection rate curves for non-homogeneous $IPCN(M, N)$ systems with $N = 10$ nodes and memory $M = 1, 2, 3$. At $t = 0$, the total number of balls in each urn is 25. The number of red balls in each urn at time $t = 0$ are chosen randomly between the range 2 to 17 so that ρ 's lie in the range 0.08 to 0.68. Δ_r 's are chosen randomly in the range 12 to 30. Δ_b 's are chosen in the range 61 to 80. For simplicity, we set the initial values $P_i(0), P_i(1), \dots, P_i(M-1)$ all equal to zero for all urns i .

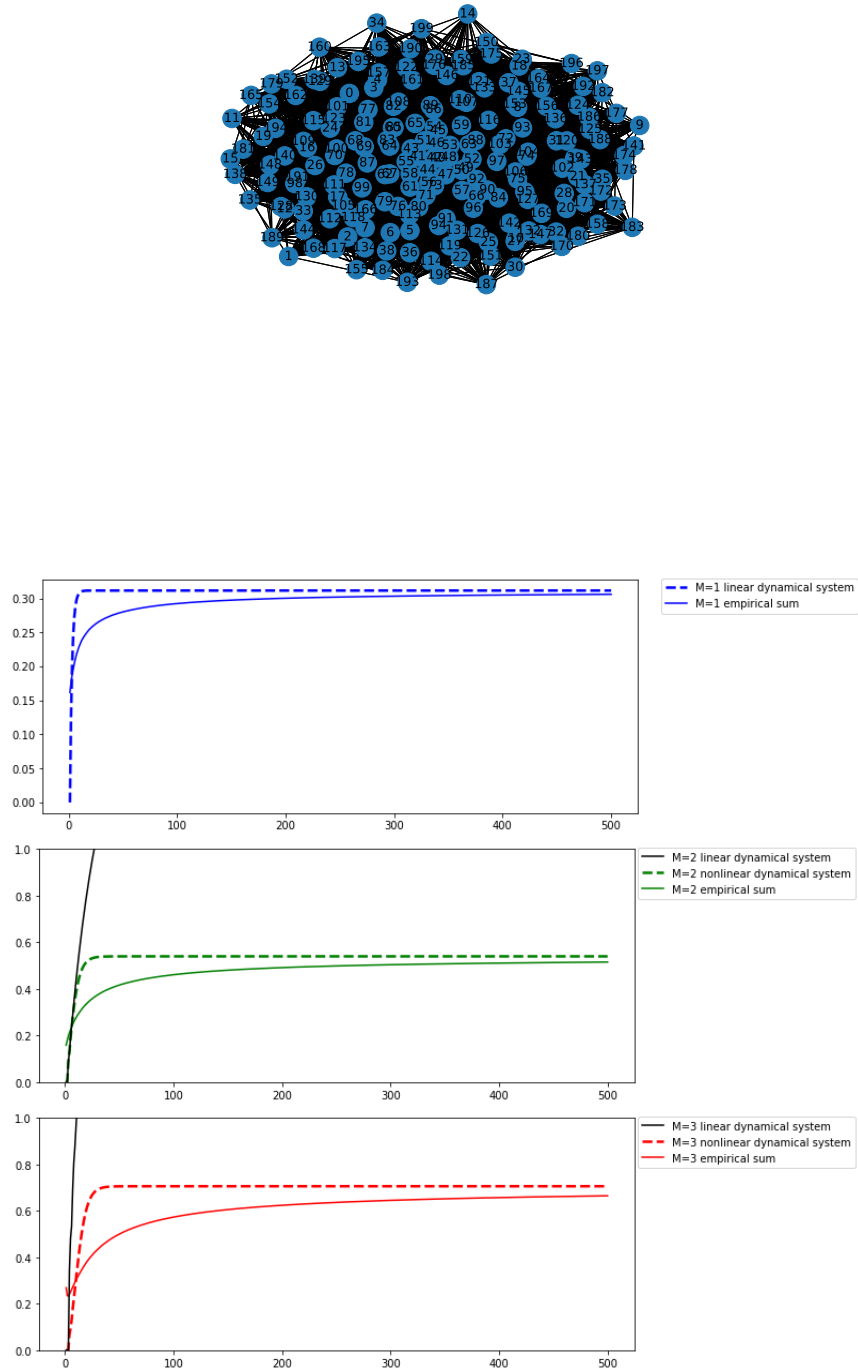


Fig. 3. Infection rate curves for non-homogeneous IPCN(M, N) Barabási-Albert [38] systems with $N = 100$ nodes and memory $M = 1, 2, 3$. At $t = 0$, the total number of balls in each urn is 25. The number of red balls in each urn at time $t = 0$ are chosen randomly between the range 1 to 10 so that ρ 's lie in the range 0.04 to 0.4. Δ_r 's are chosen randomly in the range 40 to 50. Δ_b 's are chosen in the range 15 to 25. For simplicity, we set the initial values $P_i(0), P_i(1), \dots, P_i(M - 1)$ all equal to zero for all urns i .

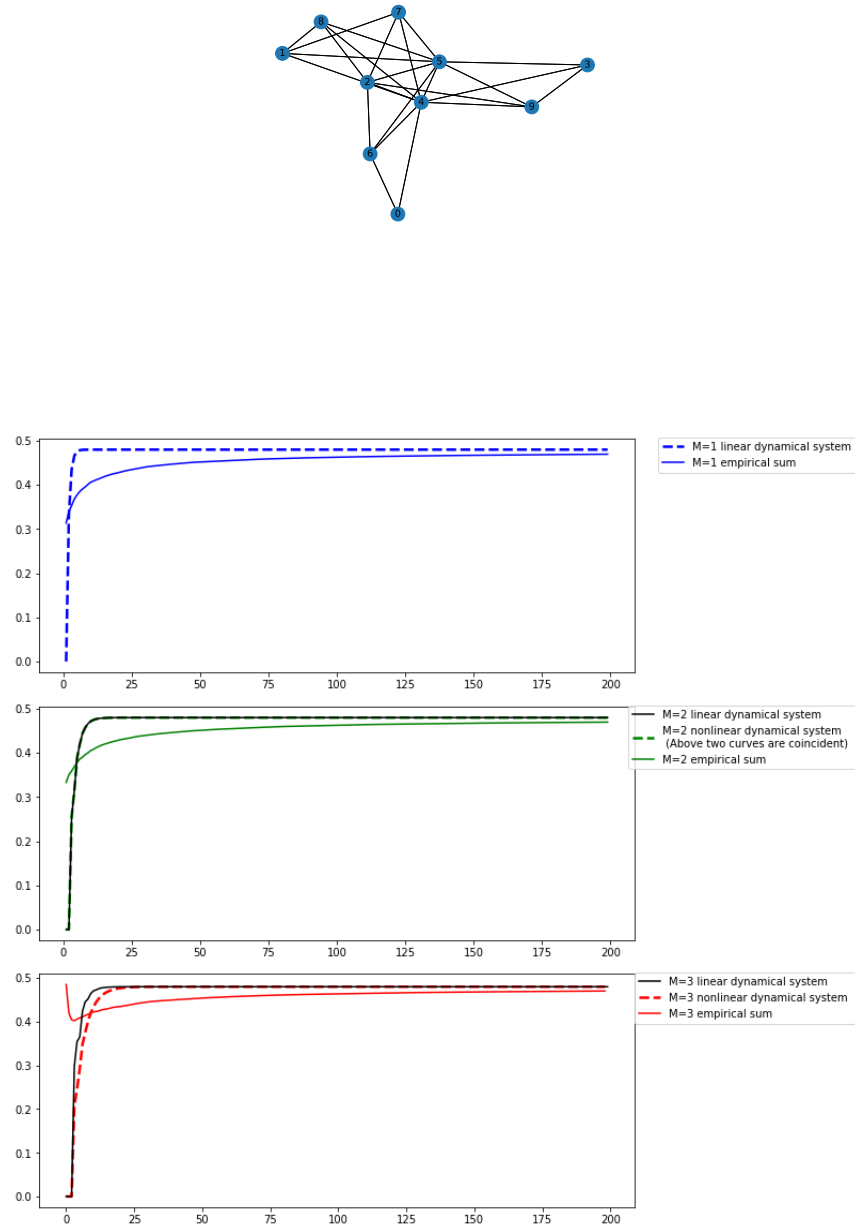


Fig. 4. Infection rate curves for homogeneous $\text{IPCN}(M, N)$ systems with $N = 10$ nodes and memory $M = 1, 2, 3$. We set $\rho = 0.48$, $\delta_r = \delta_b = 0.44$ for all the urns in the network. For simplicity, we set the initial values $P_i(0), P_i(1), \dots, P_i(M - 1)$ all equal to zero for all urns i .