

Signal from sterile neutrino dark matter in extra $U(1)$ model at direct detection experiment

Osamu Seto^{1,2,*} and Takashi Shimomura^{3,†}

¹*Institute for the Advancement of Higher Education,
Hokkaido University, Sapporo 060-0817, Japan*

²*Department of Physics, Hokkaido University, Sapporo 060-0810, Japan*

³*Faculty of Education, Miyazaki University, Miyazaki, 889-2192, Japan*

(Dated: November 13, 2020)

Abstract

We examine the possibility that direct dark matter detection experiments find decay products from sterile neutrino dark matter in $U(1)_{B-L}$ and $U(1)_R$ models. This is possible if the sterile neutrino interacts with a light gauge boson, and decays into a neutrino and the light gauge boson with a certain lifetime. This decay produces energetic neutrinos scattering off nuclei with a large enough recoil energy in direct dark matter detection experiments. We stress that direct dark matter detection experiments can explore not only WIMP but also sterile neutrino dark matter.

arXiv:2007.14605v3 [hep-ph] 12 Nov 2020

*Electronic address: seto@particle.sci.hokudai.ac.jp

†Electronic address: shimomura@cc.miyazaki-u.ac.jp

I. INTRODUCTION

Direct detection of dark matter (DM) aims to prove the existence of DM by discovery and reveal identity by examining the property through their scattering off a target in underground detectors. Over the past years, the LHC and many direct detection experiments have reported null results for a substantial portion of the expected parameter space for Weakly Interacting Massive Particle (WIMP) DM [1, 2]. Thus, an interesting alternative to the WIMP hypothesis have been received a lot of attention recently.

Not only the existence of non-baryonic DM but also non-vanishing neutrino masses are regarded as the most clear evidences for new physics beyond the standard model (SM). One of the simplest explanations of tiny neutrino masses is the so called seesaw mechanism with gauge singlet right-handed (RH) neutrinos [3–6]. Two neutrino mass differences measured in solar and atmospheric neutrino oscillations can be explained with two RH neutrinos. Nevertheless, as other SM fermions, three generations of RH neutrinos has been often assumed, because this assumption looks natural. Then, one RH neutrino could be DM candidate if its lifetime is long enough, because it is electrically neutral [7]. Thus, three RH neutrino extension of the SM is simple and economical from the viewpoint of the simultaneous explanation of tiny neutrino mass and DM. This kind of model is called the ν MSM [8, 9].

Three generations can be theoretically verified in a simple extension of the SM model, once the SM is extended by introducing an extra $U(1)$ gauge symmetry and RH neutrinos are charged under this symmetry. Typical examples are $U(1)_{B-L}$ [10–12] and $U(1)_R$ [13]. In such a model, the presence of the three RH neutrinos is theoretically required for the cancellation of the gauge and mixed gauge-gravitational anomalies [14, 15].

An extra $U(1)$ interaction is also beneficial to consistent realization of sterile neutrino DM. On the one hand, for gauge singlet RH neutrinos, sterile neutrinos as dark matter are generated in the early Universe by so-called Dodelson-Widrow (DW) mechanism through the mixing between active and sterile neutrinos [16, 17]. However, the stringent bound from X-ray background excludes a large enough mixing for the DW mechanism [18, 19]. On the other hand, if RH neutrinos interact through an extra $U(1)$ gauge interaction, sterile neutrino DM can be generated nonthermally. One kind of nonthermal productions, called “freeze-in mechanism”, of sterile neutrino DM was first considered for the heavy extra gauge boson under cosmology with a low reheating temperature in Ref. [20] and later considered for the light extra gauge boson in Ref. [21, 22].

Sterile neutrino DM has been probed by astrophysical observations such as X-ray background as mentioned above. The X-ray signal from the sterile neutrino decay into a lighter neutrino and a photon is an unique process to explore sterile neutrino DM. An extra $U(1)$ interacting sterile neutrino may decay into a lighter neutrino and the extra gauge boson. This decay mode opens a new channel to probe sterile neutrino DM. We point out that detection of light neutrinos as the decay product is possible by ongoing and future experiments of direct dark matter detection [23–25]. While such experiments are primarily aimed

	Q	u_R	d_R	L	e_R	ν_R	H	S
$SU(3)$	3	3	3	1	1	1	1	1
$SU(2)_L$	2	1	1	2	1	1	2	1
$U(1)_Y$	$\frac{1}{6}$	$\frac{2}{3}$	$-\frac{1}{3}$	$-\frac{1}{2}$	-1	0	$\frac{1}{2}$	0
$U(1)_{B-L}$	$\frac{1}{3}$	$\frac{1}{3}$	$\frac{1}{3}$	-1	-1	-1	0	+2
$U(1)_R$	0	$\frac{1}{2}$	$-\frac{1}{2}$	0	$-\frac{1}{2}$	$\frac{1}{2}$	$\frac{1}{2}$	-1

TABLE I: Matter contents and charge assignment of the fields.

to detect WIMP DM, we show that those are also capable to detect a signal from sterile neutrino decay.

II. MODEL

We consider the extension of the SM by imposing $U(1)_{B-L}$ or $U(1)_R$ gauge symmetry, where B and L are the baryon and lepton number, and R represents right-handed chirality, respectively. As we mentioned in the introduction, the fermion sector of the SM is extended with three RH neutrinos ν_R . The scalar sector is also extended by introducing at least, one complex scalar S , which is charged under the extra $U(1)$ symmetry. The charge assignment of the particles are given in Table I.

The kinetic terms of the model with the $U(1)_X$ symmetry ($X = B - L$ or R) are given by

$$\mathcal{L}_{\text{kin.}} = i\bar{f}\not{D}f + |D_\mu H|^2 + |D_\mu S|^2 - \frac{1}{4}\tilde{W}_{\mu\nu}\tilde{W}^{\mu\nu} - \frac{1}{4}\tilde{B}_{\mu\nu}\tilde{B}^{\mu\nu} - \frac{1}{4}\tilde{X}_{\mu\nu}\tilde{X}^{\mu\nu}, \quad (1)$$

with the covariant derivative $D_\mu = \partial_\mu - ig_2\tilde{W}_\mu - iY_f g_1\tilde{B} - ix_f g_X\tilde{X}_\mu$. Here, \tilde{W} , \tilde{B} and \tilde{X} represent the gauge fields in the interaction basis and g_2 , g_1 and g_X are the gauge coupling constants of $SU(2)_L$, $U(1)_Y$ and $U(1)_X$, respectively. The fermion f denotes Q , u_R , d_R and L , e_R , ν_R with Y_f and x_f being the $U(1)_Y$ and $U(1)_X$ charges, respectively. We omit any symbol about the $SU(3)$ color interaction. The gauge kinetic mixing term for two $U(1)$ gauge fields is allowed by the symmetry, however we drop this term in our analysis for simplicity. The results are unchanged as long as the mixing parameter is smaller than g_X .¹

¹ Even though gauge kinetic mixing parameter is vanishing at tree-level, it can be generated via loop effects. At one-loop level, the loop-induced kinetic mixing parameter is given by $\epsilon_{\text{loop}} \sim eg_X/(4\pi^2)\sum Q_{\text{em}}Q_X$, where Q_{em} and Q_X are the electric charge and $U(1)_X$ charge, respectively. This is 10^{-3} times smaller than g_X , and hence the loop-induced mixing can also be ignored compared to g_X .

The Yukawa interactions are given as

$$\begin{aligned}\mathcal{L}_{\text{yukawa}} = & Y_u \bar{Q} \tilde{H} u_R + Y_d \bar{Q} H d_R + Y_e \bar{L} H e_R \\ & + Y_\nu \bar{L} \tilde{H} \nu_R + Y_R \bar{\nu}_R^c S \nu_R + h.c.,\end{aligned}\quad (2)$$

where the Dirac Yukawa matrices are denoted as Y_u , Y_d and Y_e , Y_ν for up, down quarks and charged leptons, neutrinos, respectively. The Yukawa matrix for ν_R is denoted as Y_R . Here \tilde{H} represents $i\sigma_2 H^*$ where σ_2 is the Pauli matrix. Note that flavour and generation indices are omitted for simplicity.

After the scalar fields develop the vacuum expectation value (vev) $\langle H \rangle^T = (0, v)/\sqrt{2}$ and $\langle S \rangle = v_s/\sqrt{2}$, with $v \simeq 246$ GeV, the fermions and gauge bosons acquire the masses. Neutrinos obtain the Majorana and Dirac mass terms, and then the masses and mixing angles of three active neutrinos can be reproduced by the type-I seesaw mechanism with two RH neutrinos. We identify the remaining RH neutrino, suppose ν_{R_1} , as the sterile neutrinos DM ν_s with tiny active-sterile mixing, θ ,

$$\nu_s = \nu_{R_1} + \sin \theta U_{1\alpha} \nu_{L\alpha}^c, \quad (3)$$

where U is the MNS matrix. The superscript c stands for charge conjugation, and the index α runs over e, μ, τ .

Then, the interaction Lagrangian of the X boson and fermions in mass eigenstates takes the form of

$$\mathcal{L}_{\text{int.}} = ie \bar{f} \gamma^\mu (\epsilon_f^V + \epsilon_f^A \gamma_5) f X_\mu, \quad (4)$$

where ϵ_f^V and ϵ_f^A are the vector and axial vector coupling defined by

$$\epsilon_f^V = \frac{1}{2}(x_{fR} + x_{fL})\epsilon_X \cos \chi - \left(\frac{1}{2}T_f - Q_f \sin^2 \theta_W \right) \epsilon_{\text{NC}}, \quad (5)$$

$$\epsilon_f^A = \frac{1}{2}(x_{fR} - x_{fL})\epsilon_X \cos \chi + \frac{1}{2}T_f \epsilon_{\text{NC}}. \quad (6)$$

Here e is the elementary charge and ϵ_X is defined as g_X/e . The weak isospin and electric charge are denoted as T_f and Q_f , respectively, and θ_W is the Weinberg angle. The mixing angle χ relates the interaction-eigenstates (\tilde{Z}, \tilde{X}) with the mass-eigenstates (Z, X) as

$$\begin{pmatrix} \tilde{Z} \\ \tilde{X} \end{pmatrix} = \begin{pmatrix} \cos \chi & -\sin \chi \\ \sin \chi & \cos \chi \end{pmatrix} \begin{pmatrix} Z \\ X \end{pmatrix}, \quad (7)$$

where the mixing angle is defined by

$$\tan \chi = -2\epsilon_X Q_{X,H} \cos \theta_W \sin \theta_W \frac{m_Z^2}{m_Z^2 - m_X^2}. \quad (8)$$

Here, $Q_{X,H}$ is the $U(1)_X$ charge of H and \tilde{Z} is the Z boson in the SM. The neutral current contribution ϵ_{NC} is given²

$$\epsilon_{\text{NC}} = \frac{\sin \chi}{\sin \theta_W \cos \theta_W}. \quad (9)$$

Here, we note one important difference between $U(1)_R$ model and $U(1)_{B-L}$ model with the minimal Higgs sector. That is, at tree-level, the Z boson and the X boson do not mix without the presence of gauge kinetic mixing in the minimal $U(1)_{B-L}$ model, while in the minimal $U(1)_R$ model the Z boson and the X boson mix even for vanishing gauge kinetic mixing, because the $SU(2)$ doublet Higgs field has to be charged under the $U(1)_R$ symmetry and generates the mass mixing between the Z boson and the X boson [26]. In addition to Eq. (4), the sterile neutrino DM has the interaction with X and the active neutrinos ν_i ($i = 1, 2, 3$) given by

$$\mathcal{L} = ie \sin \theta U_{1\alpha} \delta_{\alpha i} \bar{\nu}_s^c \gamma^\mu (\epsilon^V - \epsilon^A \gamma_5) \nu_i X_\mu + h.c., \quad (10)$$

where $\epsilon^V = -\epsilon_{\nu_L}^V + \epsilon_{\nu_R}^V$, $\epsilon^A = \epsilon_{\nu_L}^A + \epsilon_{\nu_R}^A$, respectively.

III. STERILE NEUTRINO DARK MATTER

A. Cosmological abundance

Throughout this paper, we consider only the case of $2m_{\nu_s} > m_X$, where m_X is the mass of the X boson. For this mass spectrum, the resultant DM abundance generated by freeze-in mechanism has interesting feature. That is independent from the sterile neutrino DM mass and almost determined by the extra $U(1)$ gauge coupling only [21].

Freeze-in production of sterile neutrino ν_s with the mass m_{ν_s} is governed by the Boltzmann equation

$$\begin{aligned} \frac{dn_{\nu_s}}{dt} + 3Hn_{\nu_s} &= C_{\text{coll.}}(f\bar{f} \rightarrow \nu_s\nu_s) \\ &= \sum_f \langle \sigma v(f\bar{f} \rightarrow \nu_s\nu_s) \rangle n_f n_{\bar{f}}, \end{aligned} \quad (11)$$

where n_{ν_s} is the number density of DM sterile neutrino ν_s , H is the Hubble parameter, $\langle \sigma v \rangle$ is the thermal averaged product of the cross section and the relative velocity for production processes and $n_{f(\bar{f})}$ is the thermal abundance of a SM fermion $f(\bar{f})$ in initial states. The

² For the $U(1)_{B-L}$ scenario, the loop-induced gauge mixing gives $\epsilon_{\text{NC}} \simeq 10^{-3} \epsilon_X$. In Eqs. (5) and (6), such ϵ_{NC} is negligible compared with the first terms. Thus, we can safely ignore the effects of the loop-induced kinetic mixing.

present DM abundance is estimated by integrating Eq. (11) as

$$\Omega_{\nu_s} h^2 = 2.82 \times 10^3 \frac{m_{\nu_s} Y_{\nu_s}}{\text{eV}}, \quad (12)$$

$$Y_{\nu_s} = \int_{T_0}^{T_R} \frac{C_{\text{coll.}}}{sHT} dT, \quad (13)$$

where s is the entropy density, T_R is the reheating temperature after inflation and T_0 is a low temperature. The remarkable feature of this is, as is well known, that the final abundance is independent from T_R and the mass m_{ν_s} . By substituting

$$HM_P = \sqrt{\frac{\pi^2 g_*}{90}} T^2, s = \frac{2\pi^2}{45} g_* T^3, \langle \sigma v \rangle \sim \frac{g_X^4}{T^2}, \quad (14)$$

with g_* being the relativistic degrees of freedoms, M_P being the reduced Planck mass, and g_X is the gauge coupling constant, one easily finds that the production is efficient only at $T \simeq m_{\nu_s}$ and obtain $Y \propto 1/m_{\nu_s}$. Kaneta et al performed the detailed calculation of this freeze-in production for the same model and obtained [21]

$$\Omega_{\nu_s} h^2 \simeq 0.12 \left(\frac{g_X}{4.5 \times 10^{-6}} \right)^4. \quad (15)$$

If g_X is smaller, then ν_s becomes a sub-dominant component of the total DM. In the rest of the paper, we fix the value of coupling as above to reproduce the appropriate DM abundance, unless stated.

B. Constraints

1. The X boson mass

One stringent constraint on a light gauge boson comes from the $e - \nu$ scattering experiments such as GEMMA [27], BOREXINO [28] and TEXONO [29]. Various beam dump experiments such as CHARM [30, 31] and NOMAD [32] and electron colliders such as KLEO [33] and BABAR [34] constrain wide range of the X boson mass for $m_X > 2m_e$ where X decays into an electron and positron pair [35]. The X boson decaying into electron and positron are constrained by beam dump experiments. For $g_X = \mathcal{O}(10^{-6})$, currently $1 \text{ MeV} < m_X \lesssim 100 \text{ MeV}$ are excluded. $m_X < 1 \text{ MeV}$ is not excluded by beam dump experiments, however, $m_X \lesssim 0.3 \text{ MeV}$ is excluded by the stellar cooling in globular clusters [36–38]. The BBN constraint is weaker than the bound by BOREXINO for the mass spectrum $2m_{\nu_s} > m_X$. See for instance Ref. [21]. The unconstrained mass range of the X boson are

$$0.3 \text{ MeV} \lesssim m_X < 1 \text{ MeV}, \quad (16)$$

$$100 \text{ MeV} \lesssim m_X, \quad (17)$$

for $g_X = \mathcal{O}(10^{-6})$. For a smaller g_X where sterile neutrinos become sub-dominant components of DM, the lower bound from the beam dump experiments increases.

2. Lifetime and cosmic ray background bound

For sterile neutrino to be DM, its life time must be longer than the age of our Universe. If kinematically allowed, the sterile neutrino decays into one neutrino and the X boson through active-sterile mixing. The decay rate for this main mode of the sterile neutrino is given by

$$\Gamma(\nu_s \rightarrow X\nu) = \frac{e^2(\epsilon^V)^2 \sin^2 \theta}{\pi} m_{\nu_s} \left(1 - \frac{m_X^2}{m_{\nu_s}^2}\right) \left(\frac{m_{\nu_s}^2}{m_X^2} + 1 - 2\frac{m_X^2}{m_{\nu_s}^2}\right), \quad (18)$$

which is much larger than the SM contribution [39]. For a very tiny mixing θ , the lifetime can be long enough.

In fact, the constraints from X-ray background is more stringent for sterile neutrino DM than that from the lifetime. The decay rate from the SM processes is given as [39]

$$\Gamma(\nu_s \rightarrow \gamma\nu) = \frac{9\alpha_{\text{em}}G_F^2}{256\pi^4} m_{\nu_s}^5 \sin^2 \theta, \quad (19)$$

while that from the X boson mediation vanishes due to the electromagnetic gauge symmetry. If the X boson is heavier than $2m_e$, ν_s decays into ν and X , followed by the decay of X boson into e^+e^- , as $\nu_s \rightarrow \nu X \rightarrow \nu e^- e^+$. Although interstellar sub-GeV electrons and positrons can be hardly detected because of nearby magnetic field, Boudaud et al [40] pointed out that Voyager I data [41] constrains annihilation or decay of a DM particle which injects energetic electrons and positrons $E_{e^\pm} > 8$ MeV. Thus, unless the lifetime, $\tau_{\nu_s} = 1/\Gamma(\nu_s \rightarrow X\nu)$, is longer than 10^{27} second, we have the upper limit as $m_X \lesssim 16$ MeV which is obviously conflict with beam dump experiment bound (17). After all, we will consider the mass band (16) only for our purpose and will take $m_X = 0.5$ MeV. For information, here we note $v_s \sim m_X/g_X \sim 10^2$ GeV.

Figure 1 shows the left-right mixing as a function of m_{ν_s} . The parameters are taken as $\epsilon^V = 4.5 \times 10^{-6}/e$, $m_X = 0.5$ MeV. The red, blue and green lines correspond to the lifetime of the sterile neutrino DM, 10^{17} , 10^{18} and 10^{19} sec., respectively. Color filled regions are excluded by Fermi-Lat (red), EGRET (orange), COMPTEL (magenta), and INTEGRAL MW (green) taken from [42]. In the following analysis in this section, we use the lifetime τ as an input parameter instead of the mixing θ .

C. Detection of neutrinos from sterile neutrino decay

The flux of light active neutrino has two sources. One comes from by sterile neutrino decay $d\phi^{\nu_s}/dE_\nu$ and the others, we call the background, include solar, atmospheric and

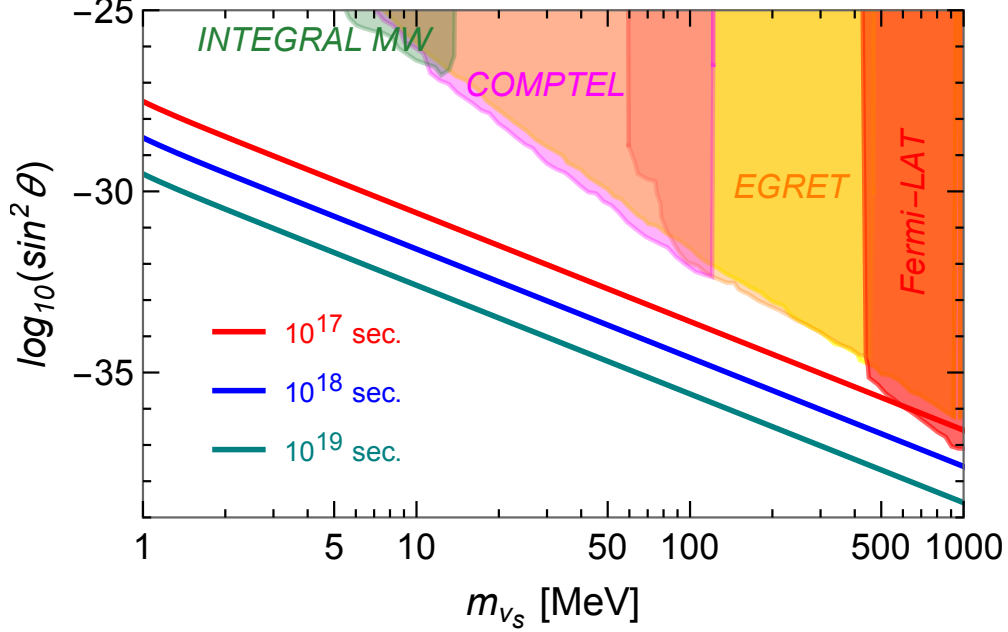


FIG. 1: The sterile DM lifetime and astrophysical constraints on the active-sterile mixing and the sterile DM mass.

diffuse supernova neutrinos $d\phi^{\text{bkg}}/dE_\nu$. The resultant flux is given by

$$\frac{d\phi}{dE_\nu} = \frac{d\phi^{\text{bkg}}}{dE_\nu} + \frac{d\phi^{\nu_s}}{dE_\nu}, \quad (20)$$

$$\frac{d\phi^{\nu_s}}{dE_\nu} = \frac{dN}{dE_\nu} \frac{J}{4\pi\tau_{\nu_s}m_{\nu_s}}, \quad (21)$$

$$J = \int_{\text{l.o.s}} ds \rho_{\text{DM}} d\Omega, \quad (22)$$

where J is the so-called J factor for decaying DM with the integration along the line of sight and over the solid angle. We consider the whole Milky Way galaxy halo and, in this paper, quote the value $J = 7 \times 10^{22} \text{ GeV/cm}^2$ from Ref. [43]. For the decays of the sterile neutrino DM and the X boson mentioned above, the energy spectrum in generated neutrino dN/dE_ν depends on the mass spectrum. If the mass of ν_s and X are degenerate, one is given by $E_\nu = m_{\nu_s} - m_X$ and the others is given by $E_\nu \simeq m_X/2$. On the other hand, if the X boson is much lighter than ν_s , one is given by $E_\nu \simeq m_{\nu_s}/2$ and the others from from the X boson decay takes "the box-shape" spectrum [44–46] as $dN/dE_\nu \simeq 2/m_{\nu_s}$ for $m_X^2/(2m_{\nu_s}) < E_\nu < m_{\nu_s}/2$. If τ_{ν_s} is shorter than the age of Universe and the sterile neutrino is a sub-dominant component with the fraction $f_{\nu_s} = \rho_{\nu_s}/\rho_{\text{DM}}$, then $1/\tau_{\nu_s}$ in Eq. (21) should be reinterpreted as f_{ν_s}/τ_{ν_s} .

Those neutrinos with monochromatic spectrum can be detected in neutrino detection experiments, principally, Super-Kamiokande (SK), the sharp line-like feature is smeared out due to the energy resolution of detectors nevertheless. Searches for diffuse supernova

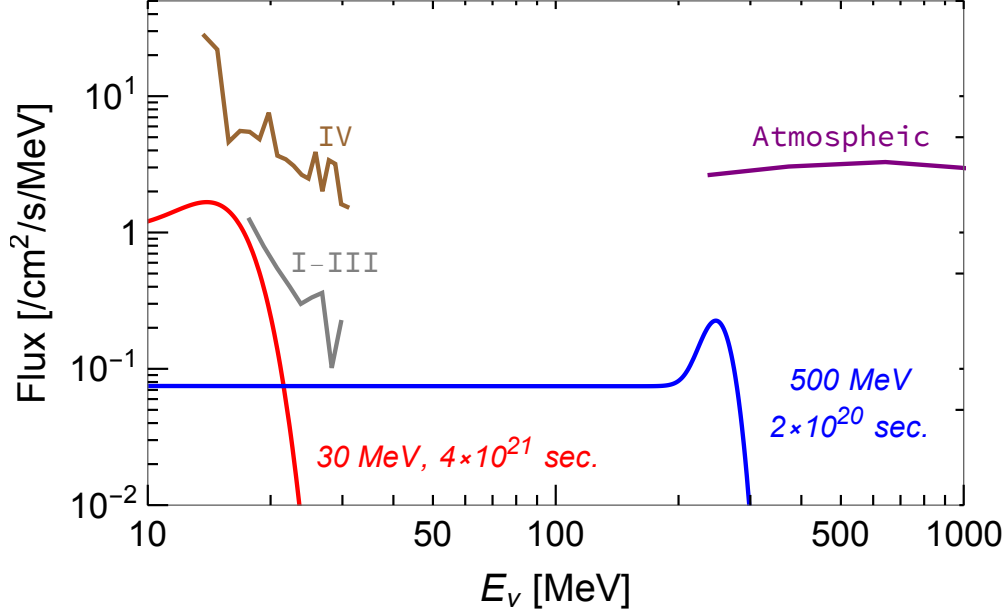


FIG. 2: Comparison between expected flux for some benchmark points of sterile neutrino DM decay and bounds from null results of DSN searches [47, 48] as well as the measurement of atmospheric neutrino [49] at SK.

neutrino (DSN) through inverse beta decay give the upper bound on extra flux of $\bar{\nu}_e$ [47, 48]. Measurements of atmospheric neutrino flux also provide the upper bound on an extra contribution from other neutrino sources [49].

Figure 2 shows the limits on the neutrino flux by SK and predicted neutrino flux for some benchmark points of sterile neutrino DM. The limits come from the null results in DSN from SK I/II/III data (gray) [47], SK IV (brown) [48] and the measurement of atmospheric neutrino (purple) [49]. The red and blue curves are predicted neutrino spectrum for some benchmark point and the values associated with each curves stand for the mass and the lifetime of the sterile neutrino DM. The spectrum with one sharp peak originated from $E_\nu \simeq m_{\nu_s}/2$ and continuous component from the X decay is a prediction of the model. The plotted flux is evaluated by Eq. (21) with replacing $\delta(E_\nu - m_{\nu_s}/2)$ with the Gaussian function used in SK [50] to take the energy resolution into account, and multiplying one-sixth because only $\bar{\nu}_e$ is responsible for DSN detection in SK. For $\mathcal{O}(10)$ MeV sterile neutrino DM mass, its lifetime must be longer than about 10^{22} second due to stringent limits from DSN search in this energy range. On the other hand, shorter lifetime is allowed for $m_{\nu_s} > \mathcal{O}(100)$ MeV.

Next, we consider detection in the direct dark matter detection experiments. The event rate of recoils is expressed as

$$\frac{dR}{dE_r} = N_T \int_{E_r^{\min}}^{E_r^{\max}} \frac{d\phi}{dE_\nu} \frac{d\sigma}{dE_r} dE_\nu, \quad (23)$$

where N_T is the number of the total target particles such as nucleus or electrons, $d\sigma/dE_r$ is

the differential cross section with respect to the recoil energy, E_ν^{\max} is the maximal energy in the neutrino flux, and E_ν^{\min} is the minimal energy of neutrino to generate a given recoil energy E_r which is

$$E_\nu^{\min} = \sqrt{\frac{m_N E_r}{2}}, \quad (24)$$

for a scattering with a nucleus with the mass m_N .

The differential cross section for the scattering of neutrino and nuclei N with the mass m_N is given by [51]

$$\left(\frac{d\sigma}{dE_r}\right) (\nu N \rightarrow \nu N) = \frac{G_F^2}{8\pi E_\nu^2} ((A - Z) - (1 - 4s_W^2)Z)^2 m_N (2E_\nu^2 - m_N E_r) F^2(E_r), \quad (25)$$

with $F^2(E_r)$ being the nuclear form factor. Here, Z and A are the atomic number and the mass number of nuclei, respectively. The X boson exchange process becomes significant in $d\sigma/dE_r$ only if the gauge coupling is as large as $\mathcal{O}(10^{-4})$ [52]. For our interest, the X boson exchange processes are negligible.

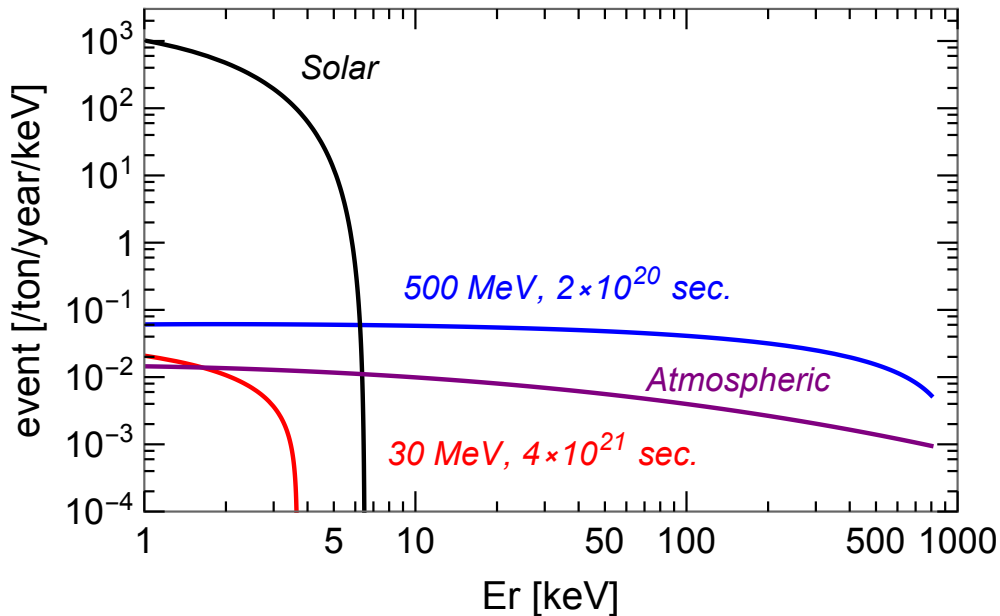


FIG. 3: The nucleus recoil energy spectrum of solar and atmospheric neutrino as well as that of neutrinos generated by sterile neutrino DM decay.

Now, we describe the prospect of the signals from the sterile neutrino decay in direct DM detection experiments. The expected event rate with its spectrum in nucleus recoil scattering off a Xenon nucleus is shown in Fig. 3. In this plot, the benchmark points are same as in Fig. 2 and the masses and coupling are taken to be the same values in Figs. 1 and 2. The black and purple curves stand for the contribution of so-called neutrino floor induced by solar and atmospheric neutrino, respectively. We find for $\tau_{\nu_s} \lesssim 10^{21}$ second, the predicted event rate is larger than those by atmospheric neutrinos.

IV. CONCLUSION

We have investigated the possibility of indirect search of sterile neutrino DM in direct DM search experiments at deep underground. An extra $U(1)$ interacting sterile neutrino DM, at the tree level, can decay into three lighter neutrinos via on-shell the extra gauge boson decaying into two neutrinos. The produced neutrinos are energetic enough to be detected at the direct DM detection experiments. If m_{ν_s} is of the order of tens MeV, produced active neutrinos scatter off nucleus. If the lifetime is shorter than about 10^{21} second, the expected event rate is larger than those by atmospheric neutrinos. X/gamma-ray searches and other neutrino detection experiments such as SK are complementary to prove this DM scenario.

Acknowledgments

We are grateful to J. Pradler and S. Matsumoto for enlightening comments. This work is supported, in part, by JSPS KAKENHI Grant Nos. JP19K03860 and JP19K03865, and MEXT KAKENHI Grant No. JP19H05091 (O. S), and JSPS KAKENHI Grant Nos. JP18K03651, JP18H01210 and MEXT KAKENHI Grant No. JP18H05543 (T. S).

-
- [1] R. Agnese et al. (SuperCDMS), Phys. Rev. Lett. **120**, 061802 (2018), 1708.08869.
 - [2] E. Aprile et al. (XENON), Phys. Rev. Lett. **121**, 111302 (2018), 1805.12562.
 - [3] P. Minkowski, Phys. Lett. B **67**, 421 (1977).
 - [4] T. Yanagida, Conf. Proc. C **7902131**, 95 (1979).
 - [5] M. Gell-Mann, P. Ramond, and R. Slansky, Conf. Proc. C **790927**, 315 (1979), 1306.4669.
 - [6] R. N. Mohapatra and G. Senjanovic, Phys. Rev. Lett. **44**, 912 (1980).
 - [7] A. Boyarsky, M. Drewes, T. Lasserre, S. Mertens, and O. Ruchayskiy, Prog. Part. Nucl. Phys. **104**, 1 (2019), 1807.07938.
 - [8] T. Asaka, S. Blanchet, and M. Shaposhnikov, Phys. Lett. B **631**, 151 (2005), hep-ph/0503065.
 - [9] T. Asaka and M. Shaposhnikov, Phys. Lett. B **620**, 17 (2005), hep-ph/0505013.
 - [10] A. Davidson, Phys. Rev. D **20**, 776 (1979).
 - [11] R. N. Mohapatra and R. Marshak, Phys. Rev. Lett. **44**, 1316 (1980), [Erratum: Phys.Rev.Lett. **44**, 1643 (1980)].
 - [12] R. Marshak and R. N. Mohapatra, Phys. Lett. B **91**, 222 (1980).
 - [13] S. Jung, H. Murayama, A. Pierce, and J. D. Wells, Phys. Rev. D **81**, 015004 (2010), 0907.4112.
 - [14] P. Ko, Y. Omura, and C. Yu, JHEP **01**, 016 (2014), 1309.7156.
 - [15] T. Nomura and H. Okada, Phys. Rev. **D97**, 015015 (2018), 1707.00929.
 - [16] S. Dodelson and L. M. Widrow, Phys. Rev. Lett. **72**, 17 (1994), hep-ph/9303287.
 - [17] A. Dolgov and S. Hansen, Astropart. Phys. **16**, 339 (2002), hep-ph/0009083.

- [18] T. Asaka, M. Laine, and M. Shaposhnikov, *JHEP* **06**, 053 (2006), hep-ph/0605209.
- [19] H. Yuksel, J. F. Beacom, and C. R. Watson, *Phys. Rev. Lett.* **101**, 121301 (2008), 0706.4084.
- [20] S. Khalil and O. Seto, *JCAP* **10**, 024 (2008), 0804.0336.
- [21] K. Kaneta, Z. Kang, and H.-S. Lee, *JHEP* **02**, 031 (2017), 1606.09317.
- [22] A. Biswas and A. Gupta, *JCAP* **09**, 044 (2016), [Addendum: *JCAP* **05**, A01 (2017)], 1607.01469.
- [23] J. Aalbers et al. (DARWIN), *JCAP* **11**, 017 (2016), 1606.07001.
- [24] C. Aalseth et al., *Eur. Phys. J. Plus* **133**, 131 (2018), 1707.08145.
- [25] D. Akerib et al. (LUX-ZEPLIN), *Phys. Rev. D* **101**, 052002 (2020), 1802.06039.
- [26] O. Seto and T. Shimomura (2020), 2006.05497.
- [27] A. Beda, V. Brudanin, V. Egorov, D. Medvedev, V. Pogosov, E. Shevchik, M. Shirchenko, A. Starostin, and I. Zhitnikov, *Phys. Part. Nucl. Lett.* **10**, 139 (2013).
- [28] M. Agostini et al. (BOREXINO), *Nature* **562**, 505 (2018).
- [29] M. Deniz et al. (TEXONO), *Phys. Rev. D* **82**, 033004 (2010), 1006.1947.
- [30] F. Bergsma et al. (CHARM), *Phys. Lett. B* **166**, 473 (1986).
- [31] S. Gninenko, *Phys. Lett. B* **713**, 244 (2012), 1204.3583.
- [32] P. Astier et al. (NOMAD), *Phys. Lett. B* **506**, 27 (2001), hep-ex/0101041.
- [33] A. Anastasi et al., *Phys. Lett. B* **750**, 633 (2015), 1509.00740.
- [34] J. Lees et al. (BaBar), *Phys. Rev. Lett.* **113**, 201801 (2014), 1406.2980.
- [35] M. Lindner, F. S. Queiroz, W. Rodejohann, and X.-J. Xu, *JHEP* **05**, 098 (2018), 1803.00060.
- [36] J. Grifols and E. Masso, *Phys. Lett. B* **173**, 237 (1986).
- [37] R. Harnik, J. Kopp, and P. A. Machado, *JCAP* **07**, 026 (2012), 1202.6073.
- [38] S. Bilmis, I. Turan, T. Aliev, M. Deniz, L. Singh, and H. Wong, *Phys. Rev. D* **92**, 033009 (2015), 1502.07763.
- [39] P. B. Pal and L. Wolfenstein, *Phys. Rev. D* **25**, 766 (1982).
- [40] M. Boudaud, J. Lavalle, and P. Salati, *Phys. Rev. Lett.* **119**, 021103 (2017), 1612.07698.
- [41] A. Cummings, E. Stone, B. Heikkila, N. Lal, W. Webber, G. Jóhannesson, I. Moskalenko, E. Orlando, and T. Porter, *Astrophys. J.* **831**, 18 (2016).
- [42] V. De Romeri, D. Karamitros, O. Lebedev, and T. Toma (2020), 2003.12606.
- [43] J. Buch, M. A. Buen-Abad, J. Fan, and J. S. C. Leung (2020), 2006.12488.
- [44] A. Ibarra, S. Lopez Gehler, and M. Pato, *JCAP* **07**, 043 (2012), 1205.0007.
- [45] K. Agashe, R. Franceschini, and D. Kim, *Phys. Rev. D* **88**, 057701 (2013), 1209.0772.
- [46] K. K. Boddy, K. R. Dienes, D. Kim, J. Kumar, J.-C. Park, and B. Thomas, *Phys. Rev. D* **94**, 095027 (2016), 1606.07440.
- [47] K. Bays et al. (Super-Kamiokande), *Phys. Rev. D* **85**, 052007 (2012), 1111.5031.
- [48] H. Zhang et al. (Super-Kamiokande), *Astropart. Phys.* **60**, 41 (2015), 1311.3738.
- [49] E. Richard et al. (Super-Kamiokande), *Phys. Rev. D* **94**, 052001 (2016), 1510.08127.
- [50] J. Cravens et al. (Super-Kamiokande), *Phys. Rev. D* **78**, 032002 (2008), 0803.4312.

- [51] D. Z. Freedman, *Phys. Rev. D* **9**, 1389 (1974).
- [52] C. Boehm, D. Cerdeño, P. Machado, A. Olivares-Del Campo, E. Perdomo, and E. Reid, *JCAP* **01**, 043 (2019), 1809.06385.