

Evolution of the universe during the inflationary epoch

Gabriel Germán¹

*¹Instituto de Ciencias Físicas, Universidad Nacional
Autónoma de México, Cuernavaca, Morelos, 62210, Mexico*

(Dated: July 28, 2020)

We often find in the literature solutions to the Friedmann and fluid equations for simple cosmological models during the matter, radiation or cosmological constant dominated epochs. However no solutions appear for the inflationary era dominated by the potential energy of a scalar field due, perhaps, to the fact that we do not have as yet a strongly favored model of inflation; there are, of course, very well motivated models which fit the data. The purpose of this article is to study with some detail the evolution of the Universe during inflation in the slow-roll approximation. Taking the Starobinsky model as an example, we display exact solutions for the time evolution of the scalar field $\phi(t)$, scale factor $a(t)$, Hubble function $H(t)$, equation of state parameter $\omega(t)$ and acceleration of the scale factor $\ddot{a}(t)$ among other quantities of interest.

I. INTRODUCTION

When studying cosmological models it is typical to find simple examples in the literature where the energy density of the universe is dominated by radiation, matter and often, when trying to describe inflation [1]-[4], by a cosmological constant. It is also possible to find variations of the above by studying mixtures where several of these energy components appear simultaneously in the Friedmann equation. Although we do not have yet a definitive model of inflation, we do have several very interesting and well-motivated models [5], [6] that could be used as examples instead of the cosmological constant model, with more realistic results.

With this in mind we study the Friedmann and fluid equations in the slow-roll (SR) approximation and reach general equations from where exact analytical solutions can be obtained. In particular, we have carried out a detailed study of the Starobinsky model [7]-[10] where we depart from the standard procedure and obtain exact analytical solutions of the dynamical equations. We obtain solutions in the SR approximation for the time evolution of quantities such as the inflaton field, scale factor and acceleration of the scale factor. Analytical expressions are also given for the equation of state parameter (EoS), the Hubble function and other quantities of interest. This exercise is briefly extended when writing some of the above quantities as functions of the inflaton field. We work in Planck units where $M_{pl} = 2.44 \times 10^8 \text{ GeV} = 1$.

We begin by establishing in general terms the equations that are subsequently solved for the Starobinsky model. The equations we write below in the SR approximation can be applied to any model of inflation during the inflationary evolution. The fluid equation for an expanding Universe described by a FRW metric is given by

$$\ddot{\phi} + 3H\dot{\phi} + V' = 0, \quad (1)$$

where a dot means derivative with respect to time and a prime derivative w.r.t. the inflaton field ϕ . In the slow-roll (SR) approximation Eq. (1) reduces to

$$3H\dot{\phi} + V' = 0, \quad (2)$$

where, in the SR approximation, $H = \sqrt{V/3}$. From here it follows that

$$\frac{d\phi}{dt} + \frac{2}{\sqrt{3}} \frac{d\sqrt{V}}{d\phi} = 0. \quad (3)$$

Thus, the equation from where the solution $\phi(t)$ follows is

$$\int \left(\frac{d\sqrt{V}}{d\phi} \right)^{-1} d\phi = -\frac{2}{\sqrt{3}} t + cte, \quad (4)$$

with cte a constant here determined by the condition $\phi(0) = \phi_e$ where ϕ_e denotes the end of inflation. Thus, the origin of time is chosen as the beginning of the reheating epoch.

To obtain the time evolution of the scale factor we use the Friedmann equation in the SR approximation $H = \sqrt{V/3}$ or

$$\frac{da}{a} = \sqrt{\frac{V(t)}{3}} dt, \quad (5)$$

from where we get

$$a(t) = a_e e^{\int \sqrt{\frac{V(t)}{3}} dt}, \quad (6)$$

with a_e a constant not fixed by conditions on $a(t)$ or its derivatives. The constant a_e is a model dependent quantity given by $a_e = \frac{k_p}{H_k} e^{N_{ke}}$, where k_p is the pivot scale wavenumber mode, H_k the Hubble function at the beginning of the last $N_{ke} \equiv \ln(\frac{a_e}{a_k})$ e-folds from the time the scale factor was $a_k \equiv a(t_k)$ to the end of inflation at a_e .

II. THE STAROBINSKY INFLATIONARY MODEL

As a particular example to illustrate the procedure outlined above we study the Starobinsky [7]-[10] model of inflation, see also [11]-[14] for a Higgs-like model ending in the same potential of Eq. (7) below. In any case the potential is given by

$$V = V_0 \left(1 - e^{-\sqrt{\frac{2}{3}}\phi} \right)^2, \quad (7)$$

where V_0 is an overall constant fixed by the scalar power spectrum amplitude. The potential given by Eq. (7) is schematically shown in Fig. 1.

A. The standard approach

Typically the inflationary epoch is studied by giving the scalar spectral index n_s and tensor-to-scalar ratio r in terms of the number of e-folds during inflation $N_{ke} = -\int_{\phi_k}^{\phi_e} \frac{V'}{V} d\phi$ or, using bounds for the spectral index, determine bounds for r as well as for N_{ke} [17]. In this case the solution for ϕ_k ¹ in terms of the spectral index $n_s = 1 + 2\eta - 6\epsilon$ is

¹The subindex k denotes the value of the inflaton when scales the size of the pivot scale leave the horizon.

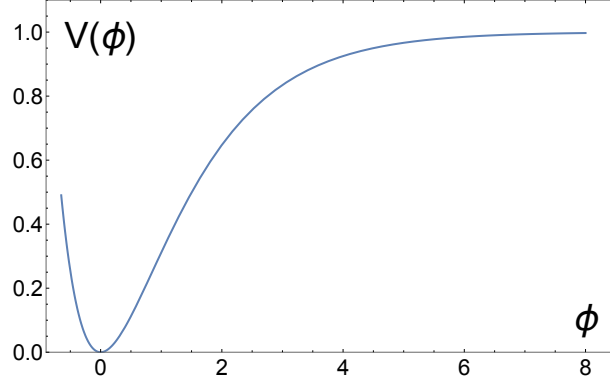


FIG. 1. Schematic plot of the potential given by Eq. (7). Scales the size of the pivot scale leave the horizon during inflation at ϕ_k somewhere between $\phi = 5.21$ to 5.50 (see Eq. (19)). Inflation ends at $\phi = \phi_e \approx 0.94$ as given by Eq. (9).

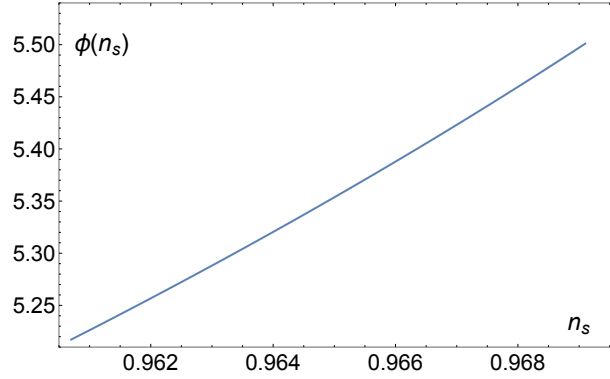


FIG. 2. The solution given by Eq. (8) is shown for the range of values reported by the Planck Collaboration for the spectral index $n_s = 0.9649 \pm 0.0042$ [15], [16].

$$\phi_k = \sqrt{\frac{3}{2}} \ln \left(\frac{7 - 3n_s + 4\sqrt{4 - 3n_s}}{3(1 - n_s)} \right). \quad (8)$$

This solution is illustrated in Fig. 2. Using Planck's reported range for the spectral index $n_s = 0.9649 \pm 0.0042$ [15], [16] we obtain $\phi_k = 5.35 \pm 0.15$, while the end of inflation is given by the solution to the equation $\epsilon = 1$ at ϕ_e :

$$\phi_e = \sqrt{\frac{3}{2}} \ln \left(1 + \frac{2}{\sqrt{3}} \right). \quad (9)$$

The number of e -folds during inflation from ϕ_k to ϕ_e is

$$N_{ke} = \frac{3}{4} \left(e^{\sqrt{\frac{2}{3}}\phi_k} - e^{\sqrt{\frac{2}{3}}\phi_e} \right) - \frac{\sqrt{6}}{4} (\phi_k - \phi_e). \quad (10)$$

From the equation for the amplitude of scalar density perturbations at wave number k

$$A_s(k) = \frac{1}{24\pi^2} \frac{V_k}{\epsilon_k}, \quad (11)$$

we obtain an expression for the potential at ϕ_k

$$V_k = 3H_k^2 = \frac{3}{2}\pi^2 r A_s, \quad (12)$$

where $A_s = 2.1 \times 10^{-9}$ is the amplitude of scalar density perturbations at wavenumber mode k and V_k defines the inflationary energy scale through $\Lambda \equiv V_k^{1/4}$. The tensor-to-scalar ratio is defined as $r \equiv 16\epsilon_k = 8 \left(\frac{V'}{V}\right)^2$ at ϕ_k and can be written as a function of the spectral index as follows

$$r = \frac{4}{3} (5 - 3n_s - 2\sqrt{4 - 3n_s}). \quad (13)$$

The energy density at k is given by $\rho_k = V_k$ while at the end of inflation is

$$\rho_e = \frac{3}{2}V_e, \quad (14)$$

where V_e , the potential at the end of inflation, can be related to n_s by means of the formula

$$V_e = \frac{\left(1 - e^{-\sqrt{\frac{2}{3}}\phi_e}\right)^2}{\left(1 - e^{-\sqrt{\frac{2}{3}}\phi_k}\right)^2} 3H_k^2. \quad (15)$$

Plots for r and the number of e -folds N_{ke} as functions of the spectral index n_s are shown in Fig. 3.

B. The time evolution

Solving Eq. (4) for the potential (7) gives

$$\phi(t) = \sqrt{\frac{3}{2}} \ln \left(1 + \frac{2}{\sqrt{3}} - \frac{4}{3} \sqrt{\frac{V_0}{3}} t \right), \quad (16)$$

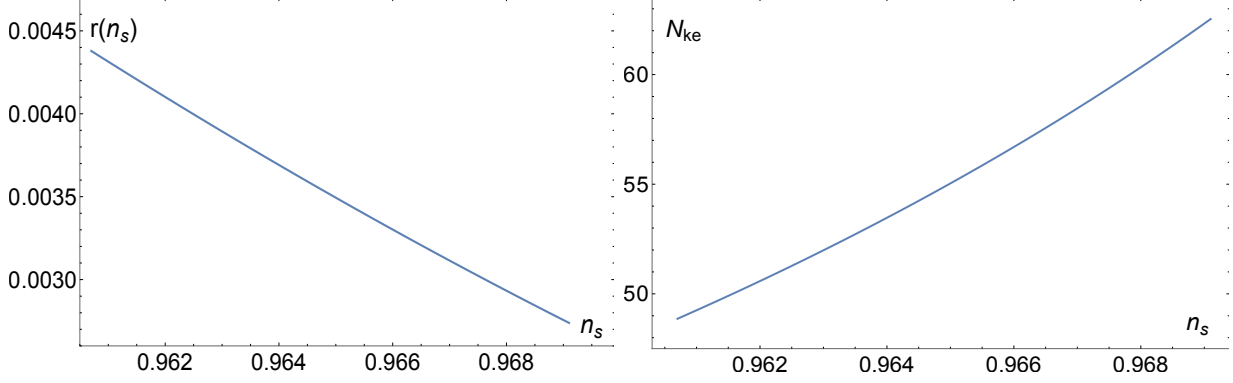


FIG. 3. Plots of the tensor-to-scalar index r , Eq. (13) and the number of e-folds N_{ke} , Eq. (10) as functions of the spectral index for the range of values reported by the Planck Collaboration, $n_s = 0.9649 \pm 0.0042$ [15], [16].

an expansion around $t = 0$ shows that $\phi(t) = \phi_e + 2 \left(\sqrt{2} \left(1 - \frac{2}{\sqrt{3}} \right) \sqrt{V_0} \right) t + \dots$, which clearly reduces to ϕ_e as given by Eq. (9) for $t = 0$.

From Eqs. (16) and (8) we get

$$t = \frac{3 - 2\sqrt{3} - 2\sqrt{12 - 9n_s} - 3n_s}{2(1 - n_s)\sqrt{V_0}}, \quad (17)$$

and from the scalar density perturbation Eq. (11)

$$V_0 = \frac{2A_s\pi^2}{\sinh^4\left(\frac{\phi_k}{\sqrt{6}}\right)}, \quad (18)$$

where ϕ_k is given by Eq. (8). From Eq. (18) we see that there is a range of values V_0 can take depending on n_s thus, all figures of expressions involving V_0 are plotted for the whole range of values quantities can take within the bounds $n_s = 0.9649 \pm 0.0042$ (shaded regions in some figures). For this range of n_s values we find that the quantities ϕ_k and t are bounded as follows

$$0.9607 < n_s < 0.9691 \quad \Leftrightarrow \quad 5.21 < \phi_k < 5.50, \quad -7.54 \times 10^6 > t > -1.21 \times 10^7. \quad (19)$$

Thus, the whole of inflation from the time scales the size of the pivot scale left the horizon when the scale factor was a_k to the end of inflation at a_e lasted between $(7.54 \text{ to } 12.1) \times 10^6$ or putting back time units, between $(2.0 \text{ to } 3.3) \times 10^{-6}$ s. In Fig. 5 we compare the neglected term $\ddot{\phi}$ with $3H\dot{\phi} + V'$ where we also show $\dot{\phi}(t)$. We see that most of the time during inflation the term $\ddot{\phi}$ is less than 1% smaller than $3H\dot{\phi} + V'$.

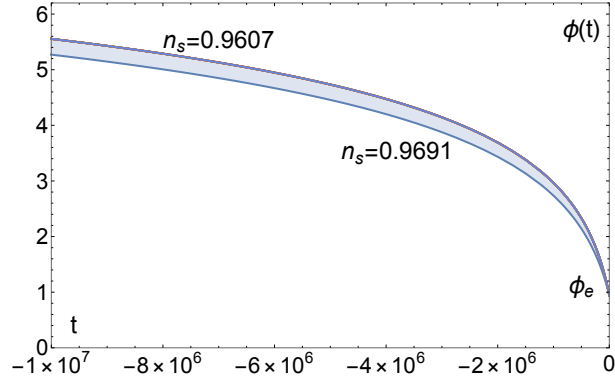


FIG. 4. The shadowed region shows all the possible values $\phi(t)$ can take up to the end of inflation at ϕ_e within the Planck range for the spectral index $n_s = 0.9649 \pm 0.0042$. The two curves corresponding to the bounding values of $n_s = 0.9607$ and $n_s = 0.9691$ are also shown.

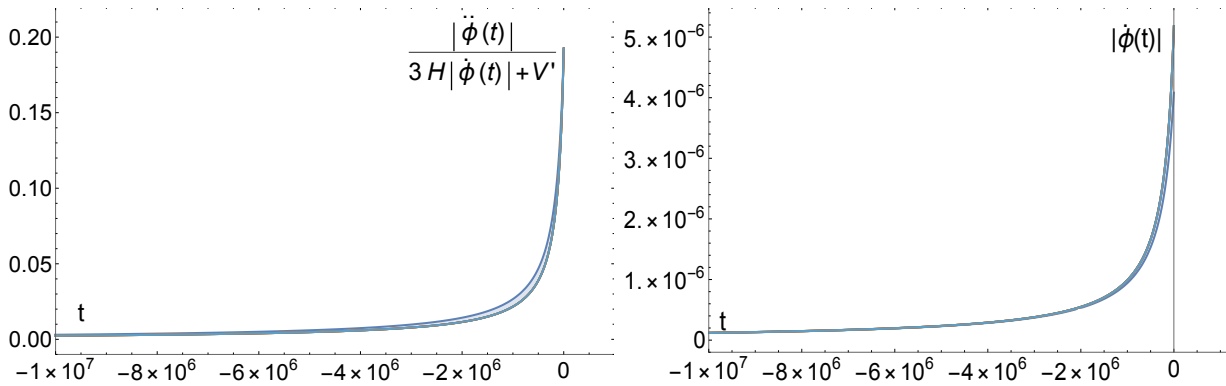


FIG. 5. In the SR approximation the term $\ddot{\phi}$ is neglected w.r.t. the term $3H\dot{\phi} + V'$. The plot in left hand side panel shows that this assumption is justified for the solution $\phi(t)$ given by Eq. (16). The term $\ddot{\phi}(t)$ is less than 1% smaller than $3H\dot{\phi} + V'$ for most inflation. The right hand panel shows the velocity $\dot{\phi}(t)$ of the inflation slowly rolling during most of inflation. The shadowed region as described in Fig. 4.

To write an expression for the equation of state parameter (EoS) we first substitute Eq. (16) in (7) to get the time-dependent potential

$$V(t) = V_0 \left(1 - \frac{9}{9 + 6\sqrt{3} - 4\sqrt{3V_0}t} \right)^2, \quad (20)$$

although in the SR approximation we are neglecting the kinetic energy term in favor of the

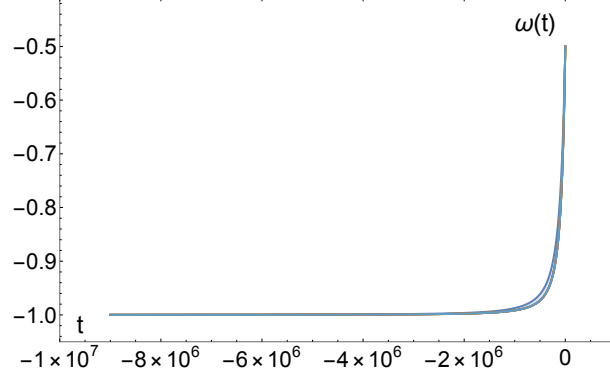


FIG. 6. The time-evolution of the equation of state parameter Eq. (21). During most of inflation $\omega(t)$ remains close to -1 increasing just before the end of inflation at $t = 0$. The shadowed region as described in Fig. 4.

potential energy we can still write the EoS as follows

$$\omega(t) = \frac{p}{\rho} = \frac{\frac{1}{2}\dot{\phi}^2 - V}{\frac{1}{2}\dot{\phi}^2 + V} = -1 + \frac{3}{6 - 6\sqrt{V_0}t + 2V_0t^2}, \quad (21)$$

this equation should be valid whenever $\frac{1}{2}\dot{\phi}^2 \ll V$. We show $\omega(t)$ in Fig. 6 where we can see that only close to the end of inflation $\omega(t)$ changes appreciably, consistent with our original SR assumption.

To obtain an expression for the scale factor as a function of time we solve Eq. (6) for the potential (20), the solution is

$$a(t) = a_e \left(1 + \frac{4}{3}(-2 + \sqrt{3})\sqrt{V_0}t \right)^{3/4} e^{\sqrt{\frac{V_0}{3}}t}, \quad (22)$$

where a_e is the value of $a(t)$ at the end of inflation when $t = 0$. We can see the quasi-exponential character of the solution however, close to $t = 0$ (where inflation ends),

$$a(t)/a_e \approx 1 + (-2 + \frac{4}{\sqrt{3}})\sqrt{V_0}t + \mathcal{O}(t^2). \quad (23)$$

The time evolution of the wavenumber mode is easily obtained since $k(t) \equiv a(t)H(t) = \dot{a}(t)$, the result is

$$k(t) = \frac{(6 - 4\sqrt{3})(-3 + 2\sqrt{V_0}t)\sqrt{V_0}}{3 \times 3^{3/4}(3 - 4(2 - \sqrt{3})\sqrt{V_0}t)^{1/4}} a_e e^{\sqrt{\frac{V_0}{3}}t}, \quad (24)$$

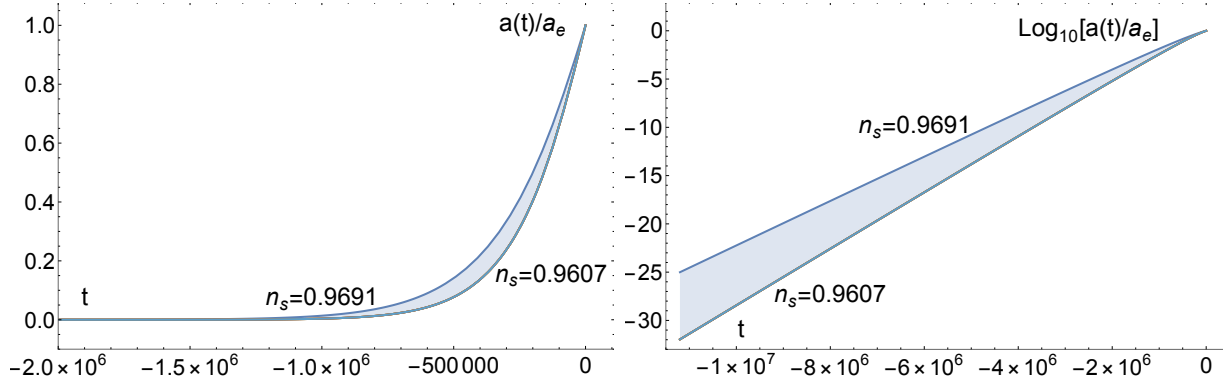


FIG. 7. The scale factor normalized by its value at the end of inflation is shown as a function of time. The quasi-exponential character is evident from the logarithmic evolution in the r.h.s. panel. For $t = 0$ (the end of inflation) the ratio $a(t)/a_e$ appropriately reaches the value 1 and its logarithm consistently reaches zero. The shadowed region as described in Fig. 4.

while the acceleration of the scale factor $\ddot{a}(t)$ is given by

$$\ddot{a}(t) = \frac{16(7 - 4\sqrt{3})(-3 + \sqrt{V_0}t)V_0^{3/2}t}{3 \times 3^{3/4}(3 - 4(2 - \sqrt{3})\sqrt{V_0}t)^{5/4}} a_e e^{\sqrt{\frac{V_0}{3}}t}, \quad (25)$$

which, as we can see from Fig. 8, is always positive. Close to the end of inflation we have

$$\ddot{a}(t) = \frac{16}{9} (-7 + 4\sqrt{3}) a_e V_0^{3/2} t + \mathcal{O}(t^2), \quad (26)$$

and $\ddot{a}(t)$ vanishes at $t = 0$. The scale factor as well as its logarithm are shown by Fig. 7 while the acceleration and its log are shown in Fig. 8. In both figures we normalize w.r.t. the value of the scale factor at the end of inflation a_e thus, $a(t)/a_e = 1$ and $\ddot{a}(t) = 0$ at the end of inflation where $t = 0$. The Hubble function is

$$H(t) = \frac{(6 - 4\sqrt{3})(-3 + 2\sqrt{V_0}t)\sqrt{V_0}}{9 + 12(-2 + \sqrt{3})\sqrt{V_0}t}, \quad (27)$$

and it is shown in Fig. 9, $H(t)$ decreases very slowly during most of inflation. We can also calculate the number of e-folds as a function of time from $a(t)$ up to the end of inflation at a_e , the result is

$$N(t) \equiv \ln\left(\frac{a_e}{a(t)}\right) = \ln\left(\frac{e^{-\sqrt{\frac{V_0}{3}}t}}{\left(1 + \frac{4}{3}(-2 + \sqrt{3})\sqrt{V_0}t\right)^{3/4}}\right). \quad (28)$$

One can show (using Eqs. (16) and (8)) that this expression for $N(t)$ is the same as N_{ke} as

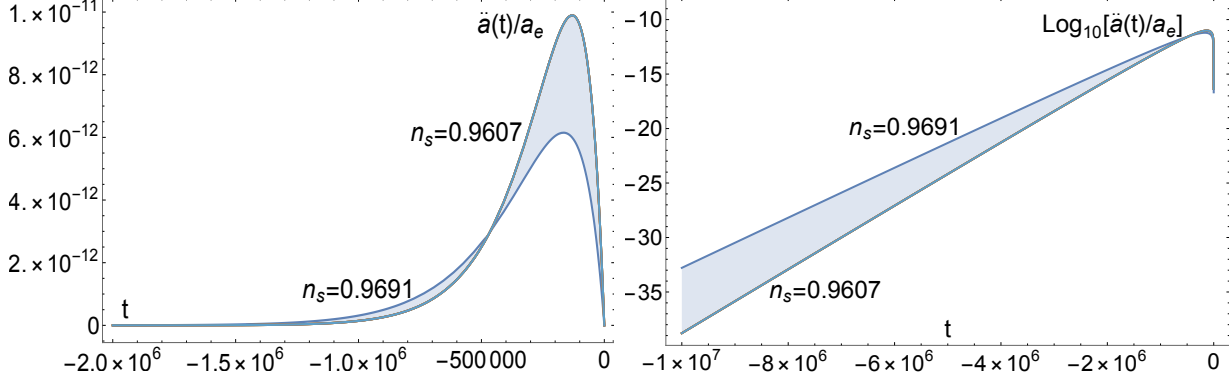


FIG. 8. The acceleration of the scale factor normalized by the scale factor at the end of inflation and its logarithm as functions of time. The quasi-exponential behavior of $\ddot{a}(t)$ is clearly visible in the logarithmic plot. Close to the end of inflation the acceleration decreases rapidly to a vanishing value for $t = 0$ which signals the end of inflation. The shadowed region as described in Fig. 4.

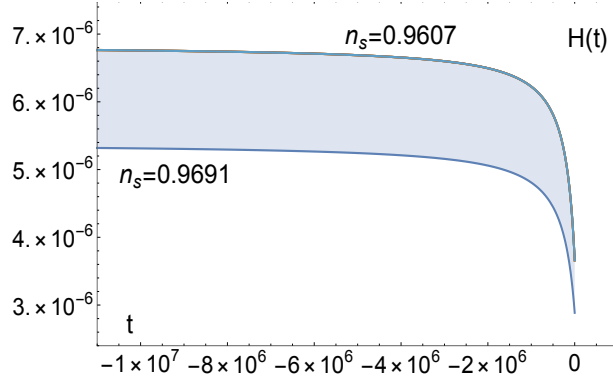


FIG. 9. The plot shows the evolution of the Hubble function as a function of time. During most of inflation $H(t)$ is almost constant decreasing very slowly and only close to the end of inflation its evolution is appreciable. The shadowed region as described in Fig. 4.

given by Eq. (10). We see that the biggest contribution to $N(t)$ occurs at the beginning of inflation when the exponential is large (being the time t negative) decreasing near the end of inflation as

$$N(t) \approx \left(2 - \frac{4}{3}\right) \sqrt{V_0} t + \mathcal{O}(t^2), \quad (29)$$

thus for the range of t given in Eq. (19) the number of e-folds is bounded as $48.9 < N(t) < 62.5$.

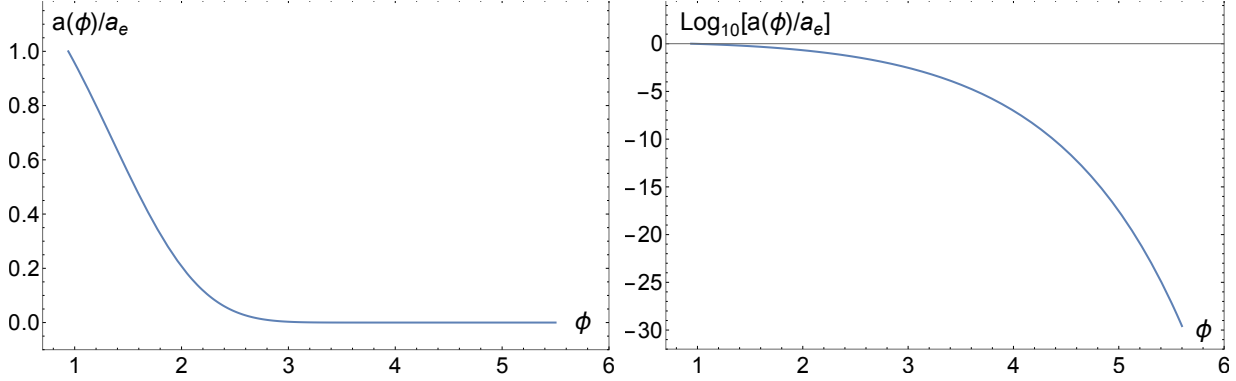


FIG. 10. The scale factor $a(\phi)$ and its logarithm normalized by the scale factor at the end of inflation a_e as functions of ϕ . The l.h.s. panel apparently shows a larger growth of $a(\phi)$ for small ϕ but this is not really so as is evident from the logarithmic plot in the r.h.s. panel. For example, the scale factor at $\phi = 4$ is about ten orders of magnitude larger than the scale factor at $\phi = 5$ while between $\phi = 1$ and $\phi = 2$ the scale factor has growth less than one order of magnitude.

C. The field evolution

We can invert Eq. (16) to get

$$t = \frac{3}{4} \sqrt{\frac{3}{V_0}} \left(1 + \frac{2}{\sqrt{3}} - e^{\sqrt{\frac{2}{3}}\phi(t)} \right). \quad (30)$$

Using Eq. (22) we get an expression for the scale factor as function of the inflaton

$$a(\phi) = \left(2\sqrt{3} - 3 \right)^{3/4} a_e e^{\frac{1}{4} \left(\sqrt{3} - 3e^{\sqrt{\frac{2}{3}}\phi} + \sqrt{6}\phi \right)}, \quad (31)$$

it is easy to show that for $\phi = \phi_e$, $a(\phi)$ reduces to a_e . Note that $a(\phi)$ does not depend on V_0 like most other quantities thus, no shadowed region appears in Fig. (10). From Eqs. (16) and (25) we obtain the corresponding expression for the acceleration of the scale factor as a function of ϕ

$$\ddot{a}(\phi) = \frac{a_e V_0}{3\sqrt{3} (45 + 26\sqrt{3})^{1/4}} e^{\frac{1}{12} \left(\sqrt{3} - 9e^{\sqrt{\frac{2}{3}}\phi} - 5\sqrt{6}\phi \right)} \left(-1 + 3e^{\sqrt{\frac{2}{3}}\phi} \left(-2 + e^{\sqrt{\frac{2}{3}}\phi} \right) \right) \quad (32)$$

this is shown in Fig. (11) where we can see that $\ddot{a}(\phi)$ decreases fast just before the end of inflation where it vanishes. Finally, it is easy to obtain an expression for the Hubble function

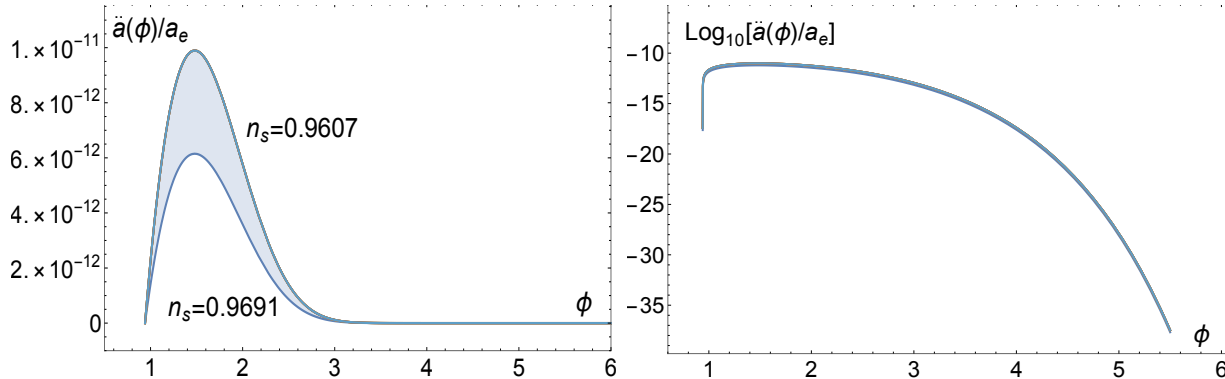


FIG. 11. We plot the acceleration of the scale factor and its logarithm normalized by the scale factor at the end of inflation a_e . The acceleration drops rapidly for ϕ close to the end of inflation at ϕ_e . The shadowed region as described in Fig. 4.

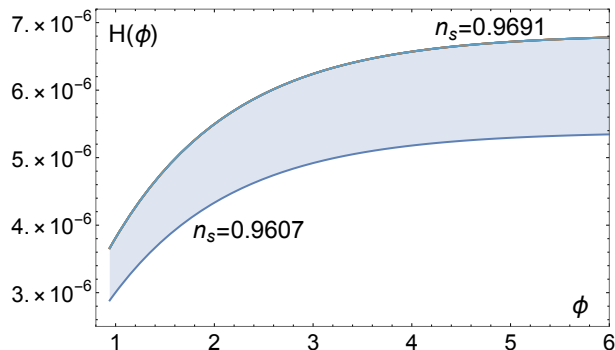


FIG. 12. Plot of the Hubble function as a function of the inflaton field ϕ . From the time scales the size of the pivot scale leave the horizon to the end of inflation the Hubble function decreases about half its initial value. The shadowed region as described in Fig. 4.

during inflation starting right from the original potential of Eq. (7), the result is

$$H(\phi) = \sqrt{\frac{V_0}{3}} \left(1 - e^{-\sqrt{\frac{2}{3}}\phi} \right), \quad (33)$$

Fig. (12) shows its behavior decreasing with ϕ up to the value $\phi_e = \sqrt{\frac{3}{2}} \ln \left(1 + \frac{2}{\sqrt{3}} \right) \approx 0.94$.

III. CONCLUSIONS

We have written general equations for the Friedmann and fluid equations during the inflationary epoch in the slow-roll (SR) approximation in terms of the potential energy of a scalar field. These equations are applicable to any model of inflation. From these equations

solutions can be obtained for both, the scalar field and the scale factor of the universe as functions of time. As an example we have studied in detail the solutions to the Starobinsky model during inflation. Quantities such as the acceleration of the scale factor, the equation of state parameter (EoS) and the Hubble function have been given through closed analytical expressions both as a function of time and also of the scalar field ϕ . The behavior of all these quantities has been illustrated by means of the relevant figures.

Acknowledgements: We acknowledge financial support from UNAM-PAPIIT, IN104119, *Estudios en gravitación y cosmología*.

-
- [1] A. H. Guth, Phys. Rev. D **23** (1981) 347 [Adv. Ser. Astrophys. Cosmol. **3** (1987) 139]. doi:10.1103/PhysRevD.23.347
 - [2] A. D. Linde, Rept. Prog. Phys. **47** (1984) 925. doi:10.1088/0034-4885/47/8/002
 - [3] D. H. Lyth and A. Riotto, Phys. Rept. **314** (1999) 1 doi:10.1016/S0370-1573(98)00128-8 [hep-ph/9807278]. A. R. Liddle and D. Lyth. Cosmological Inflation and Large Scale Structure (Cambridge University Press, Cambridge, England, 2000). D. H. Lyth and A. R. Liddle, Cambridge, UK: Cambridge Univ. Pr. (2009) 497 p
 - [4] J. Martin, arXiv:1807.11075 [astro-ph.CO].
 - [5] Martin, Jérôme and Ringeval, Christophe and Trota, Roberto and Vennin, Vincent. The Best Inflationary Models After Planck. *JCAP* 039, 03, (2014).
 - [6] J. Martin, C. Ringeval and V. Vennin. Encyclopedia Inflationaris. In *Phys. Dark Univ.* **5-6**, 75 (2014).
 - [7] A. A. Starobinsky, Phys. Lett. B **91** (1980) 99 [Phys. Lett. **91B** (1980) 99] [Adv. Ser. Astrophys. Cosmol. **3** (1987) 130]. doi:10.1016/0370-2693(80)90670-X
 - [8] V. F. Mukhanov and G. V. Chibisov, JETP Lett. **33** (1981) 532 [Pisma Zh. Eksp. Teor. Fiz. **33** (1981) 549].
 - [9] A. A. Starobinsky, Sov. Astron. Lett. **9** (1983) 302.
 - [10] B. Whitt, Phys. Lett. **145B** (1984) 176. doi:10.1016/0370-2693(84)90332-0
 - [11] Bezrukov, Fedor L. and Shaposhnikov, Mikhail, Phys. Lett. **659B** (2008), 703
 - [12] F.L. Bezrukov, A. Magnin, M. Shaposhnikov, Phys. Lett. B675 (2009) 8892.
 - [13] F. Bezrukov, M. Shaposhnikov, J. High Energy Phys. 0907 (2009) 089.
 - [14] J. Garcia-Bellido, J. Rubio, M. Shaposhnikov, D. Zenhausern, Phys. Rev. D84 (2011) 123504.
 - [15] N. Aghanim *et al.* [Planck Collaboration], arXiv:1807.06209 [astro-ph.CO].
 - [16] Y. Akrami *et al.* [Planck Collaboration], arXiv:1807.06211 [astro-ph.CO].

- [17] J. L. Cook, E. Dimastrogiovanni, D. A. Easson and L. M. Krauss, *JCAP* **1504** (2015) 047
doi:10.1088/1475-7516/2015/04/047 [arXiv:1502.04673 [astro-ph.CO]].