

Dynamical analysis of cosmological models with non-Abelian gauge vector fields

Alejandro Guarnizo,^{1,2,*} J. Bayron Orjuela-Quintana,^{2,†} and César A. Valenzuela-Toledo^{2,‡}

¹*Departamento de Física, Universidad Antonio Nariño,
Cra 3 Este No. 47A-15, Bogotá DC, Colombia*

²*Departamento de Física, Universidad del Valle,
Ciudad Universitaria Meléndez, Santiago de Cali 760032, Colombia*

In this paper we study some models where non-Abelian gauge vector fields endowed with a $SU(2)$ group representation are the unique source of inflation and dark energy. These models were first introduced under the name of gaugeflation and gaugessence, respectively. Although several realizations of these models have been discussed, not all available parameters and initial conditions are known. In this work, we use a dynamical system approach to find the full parameter space of the massive version of each model. In particular, we found that the inclusion of the mass term increases the length of the inflationary period. Additionally, the mass term implies new behaviors for the equation of state of dark energy allowing to distinguish this from other prototypical models of accelerated expansion. We show that an axially symmetric gauge field can support an anisotropic accelerated expansion within the observational bounds.

PACS numbers: 98.80.-km, 95.36.+x, 11.15.-q, 04.50.Kd

Keywords: Dark energy, inflation, non-Abelian gauge fields, dynamical systems.

I. INTRODUCTION

Inflation, an early accelerated expansion of the Universe, is arguably the most compelling theory to overcome the classical problems of the hot big bang cosmology while providing the seeds for large scale structure formation [1]. The simplest inflationary models are based in the dynamics of a scalar field, the inflaton. Although the inflaton is generally favored by data [2], some particular characteristics observed in the cosmic microwave background (CMB), known as CMB anomalies, suggest that modifications to this paradigm might be needed. For instance, careful analysis of the CMB indicates an asymmetry in the dipolar power spectrum on large angular scales [3–5]. This particular problem, which has the largest statistical significance among the different anomalies involving a preferred direction in the CMB sky¹ [8], motivates the study of alternative models based on other types of fields.

Apart from the early inflationary period, it is an observational fact that the current Universe is also undergoing an accelerated expansion [9, 10]. In this case, the simplest explanation is provided by the cosmological constant Λ [11]. However, despite its success, this scenario has some troubles when it is compared with observations [12]. One of these difficulties is related to the fundamental nature of Λ as the vacuum energy density of the Universe. This identification results in a huge dis-

crepancy between the value predicted by the theory and the value obtained from observations. This disagreement (around 120 orders of magnitude) is usually referred to as the cosmological constant problem [11, 13]. Another issue is the so-called H_0 tension [14, 15], which states that the current value of the Hubble parameter calculated from CMB data does not agree with the value computed from local measurements. By introducing a dynamical equation of state for the source driving the late-time accelerated expansion, this problem could be addressed [16]. These problems suggest that new dynamical degrees of freedom must be considered and the most popular models are the so-called quintessence models, which are based, again, on scalar fields [17–19].

As mentioned above, the most popular models to account for the inflationary period and the current accelerated expansion of the Universe are based on single scalar fields. Despite the successes of these theories, other interesting alternatives, built with different types of fields, have been also explored. In this direction, models that include vector fields (see Refs. [20–23] for reviews on the subject), higher spin fields [24–29], p -forms [30–39], among others, have called the attention within the past years because of their richer phenomenology and since many of their cosmological consequences have not been fully explored so far. Between these proposals, non-Abelian gauge fields have recently attracted a lot of attention since they could link cosmology with the phenomenology of particle physics [21]. The cosmological dynamics of these fields have been extensively discussed in the literature [40–63]. For instance, the early and the late-time accelerated expansions can be uniquely explained by non-Abelian gauge vector fields. These models are known as “gaugeflation”

* alejandro.guarnizo@correounivalle.edu.co

† john.orjuela@correounivalle.edu.co

‡ cesar.valenzuela@correounivalle.edu.co

¹ For a review of the cosmic anomalies see Refs. [6, 7].

[42, 43] and “gaugegence” [56], respectively. Regarding the early accelerated expansion, gaugeflation was ruled out as a valid inflationary model, since the relation between the scalar spectral tilt and the tensor-to-scalar ratio does not get in the region allowed by Planck 2013 [64, 65]. Nevertheless, the introduction of a mass term in the theory can alleviate the problem [52, 54]. Some of the background inflationary trajectories of this proposal were studied in Refs. [52, 54], where it was concluded that, in particular, the addition of the mass term does not affect the existence of an inflationary period but it does reduce its length. Here, by using a dynamical system approach, we find the full available parameter space of this model and show that the inclusion of the mass term actually increases the length of inflation, instead of reducing it. We also remark that this particular result could yield to modifications at the linear perturbation level as worked out in Ref. [54]. On the other side, in Ref. [56] the gaugegence model was proposed as a possible explanation to the late-time accelerated expansion. It was shown that for several sets of initial conditions and parameters there exists a period of accelerated expansion. In this work, we generalize this model by considering the effect of a mass term for the gauge vector field in the late-time cosmological evolution. We show in particular that accelerated expansion is an “effective” attractor. We also study the equation of state of dark energy, showing different behaviors to those found in Ref. [56] that allow distinguishing this model from other dark energy proposals. We also address some differences between this model and the usual quintessence models.

Besides the CMB anomalies mentioned before, several observational indications are suggesting that the present Universe is undergoing an anisotropic accelerated expansion [66–70]. Since scalar fields cannot pick a preferred direction in spacetime, it is natural to consider other types of dynamical fields. Regarding gauge vector fields, in Ref. [44] was shown that an axially symmetrical massless gauge vector field isotropizes during the inflationary expansion, and thus any initial anisotropy is quickly dilute. However, this scenario has not been studied in the frame of the late time accelerated expansion where other conclusions or interesting features can be reached. Here we consider the dynamics of an axially symmetrical gauge field in a homogeneous but anisotropic background and numerically investigate the possibility to get a non-negligible contribution to the current spatial shear.

The paper is organized as follows. In Sec. II we study the inflationary dynamics of a particular model for a massive non-Abelian gauge vector field, and its massless version, at a background level. We present a dynamical system analysis which allows us to constrain the full parameter space of the theory and thus to extend the

results in previous works. In particular, we show that the inclusion of the mass term increases the length of inflation rather than reduce it. In Sec. III we study the late-time cosmological behaviour of these gauge fields as dark energy components, generalizing previous works by including a mass term to the dynamics. By analyzing the equation of state of dark energy, we show that new behaviors are found. Next, we investigate the possibility to get non-negligible contributions to the spatial shear today by considering anisotropic solutions in the massless case. Finally, our conclusions are presented in Sec. IV.

II. INFLATION FROM GAUGE FIELDS

Let us consider the following action for a massive SU(2) gauge vector field

$$S = \int d^4x \sqrt{-\tilde{g}} \left[\frac{m_{\text{P}}^2}{2} R - \frac{1}{4} F_{\mu\nu}^a F_a^{\mu\nu} + \frac{\kappa}{96} (\tilde{F}_a^{\mu\nu} F_{\mu\nu}^a)^2 - \frac{1}{2} m_a^2 A_\mu^a A_a^\mu \right], \quad (1)$$

where $g_{\mu\nu}$ is the metric of the spacetime, \tilde{g} its determinant, m_{P} is the reduced Planck mass, R is the Ricci scalar, κ is a positive-definite constant with dimensions [m_{P}^{-4}], $F_{\mu\nu}^a$ is the field strength tensor²

$$F_{\mu\nu}^a \equiv \partial_\mu A_\nu^a - \partial_\nu A_\mu^a + g \varepsilon_{bc}^a A_\mu^b A_\nu^c, \quad (2)$$

of a non-Abelian gauge vector field A_μ^a with mass m_a , g is the SU(2) coupling constant and ε_{bc}^a being the Levi-Civita symbol. The dual of the strength tensor is defined as usual by

$$\tilde{F}_a^{\mu\nu} \equiv \frac{1}{2} \varepsilon^{\mu\nu\rho\sigma} F_{\rho\sigma}^a, \quad (3)$$

with $\varepsilon^{\mu\nu\rho\sigma}$ denoting the completely antisymmetric tensor. This action was first studied in Ref. [52], in the context of inflation, as a modification of the original model in Ref. [43] where massless fields were considered.

Observations show that both the early and the late Universes are highly homogeneous, isotropic and spatially flat [71]. It allows us to describe it, at the background level, by the Friedmann-Lemaître-Robertson-Walker (FLRW) metric

$$ds^2 = -dt^2 + a^2(t) \delta_{ij} dx^i dx^j, \quad (4)$$

² Greek indices run from 0 to 3 and denote space-time components, and Latin indices run from 1 to 3 and denote SU(2) gauge components.

where $a(t)$ is the scale factor of the expansion, t the cosmic time, and x^i the Cartesian coordinates. An ansatz for the massive gauge vector field consistent with the symmetries of this spacetime is [72]

$$A_0^a \equiv 0, \quad A_i^a \equiv a(t)\psi(t)\delta_i^a, \quad (5)$$

where $\psi(t)$ is a scalar field. As a shorthand notation, we define $\phi(t) \equiv a(t)\psi(t)$. Isotropy also requires that the gauge fields have identical masses, i.e. $m_1 = m_2 = m_3 = m$.

Varying the action in Eq. (1) with respect to the metric $g^{\mu\nu}$ we obtain the energy tensor

$$T_{\mu\nu} = F_{\mu\rho}^a F_{\nu\sigma}^a g^{\rho\sigma} + m^2 A_\mu^a A_\nu^a - g_{\mu\nu} \left[\frac{1}{4} F_a^{\rho\sigma} F_{\rho\sigma}^a + \frac{\kappa}{96} (\tilde{F}_a^{\rho\sigma} F_{\rho\sigma}^a)^2 + \frac{1}{2} m^2 A_a^\lambda A_\lambda^a \right]. \quad (6)$$

Employing the ansatz in Eq. (5), the corresponding energy density ρ and pressure p can be written in terms of three contributions: the first one coming from the Yang-Mills term, the second one arising from the κ -term (i.e. the $(F\tilde{F})^2$ term) and the last one from the mass term

$$\begin{aligned} \rho &= \rho_{\text{YM}} + \rho_\kappa + \rho_A, \\ p &= \frac{1}{3}\rho_{\text{YM}} - \rho_\kappa - \frac{1}{3}\rho_A, \end{aligned} \quad (7)$$

where

$$\begin{aligned} \rho_{\text{YM}} &\equiv \frac{3}{2} \left(\frac{\dot{\phi}^2}{a^2} + \frac{g^2 \phi^4}{a^4} \right), \quad \rho_\kappa \equiv \frac{3}{2} \kappa g^2 \frac{\phi^4 \dot{\phi}^2}{a^6}, \\ \rho_A &\equiv \frac{3}{2} \frac{m^2 \phi^2}{a^2}. \end{aligned} \quad (8)$$

The Friedmann equations read

$$3m_{\text{P}}^2 H^2 = \frac{3}{2} \left[\frac{\dot{\phi}^2}{a^2} + \frac{g^2 \phi^4}{a^4} + \kappa g^2 \frac{\phi^4 \dot{\phi}^2}{a^6} + \frac{m^2 \phi^2}{a^2} \right], \quad (9)$$

$$2m_{\text{P}}^2 \dot{H} = -2 \left[\frac{\dot{\phi}^2}{a^2} + \frac{g^2 \phi^4}{a^4} + \frac{1}{2} \frac{m^2 \phi^2}{a^2} \right], \quad (10)$$

$H \equiv \dot{a}/a$ being the Hubble parameter. Varying the action in Eq. (1) with respect to A_ν^a we get

$$0 = \nabla_\mu \left[F_a^{\mu\nu} - \frac{\kappa}{12} (\tilde{F}_d^{\rho\sigma} F_{\rho\sigma}^d) \tilde{F}_a^{\mu\nu} \right] - m^2 A_a^\nu - g \varepsilon_c^{ab} A_\mu^c \left[F_b^{\mu\nu} - \frac{\kappa}{12} (\tilde{F}_d^{\rho\sigma} F_{\rho\sigma}^d) \tilde{F}_b^{\mu\nu} \right]. \quad (11)$$

By using Eq. (5), the only nontrivial equation of motion for the gauge fields is

$$0 = \frac{\ddot{\phi}}{a} \left(1 + \kappa g^2 \frac{\phi^4}{a^4} \right) + \frac{H \dot{\phi}}{a} \left(1 - 3\kappa g^2 \frac{\phi^4}{a^4} \right) + \frac{2g^2 \phi^3}{a^3} \left(1 + \kappa \frac{\dot{\phi}^2}{a^2} \right) + m^2 \frac{\phi}{a}. \quad (12)$$

Equations (9), (10), and (12) give the dynamics of the inflationary phase. It is more convenient to recast a set of nonlinear equations in terms of dimensionless expansion variables [73]. In our case we choose

$$x \equiv \frac{1}{\sqrt{2}m_{\text{P}}} \frac{\dot{\phi}}{aH}, \quad y \equiv \frac{1}{\sqrt{2}m_{\text{P}}} \frac{g\phi^2}{a^2 H}, \quad (13)$$

$$w \equiv \frac{1}{\sqrt{2}m_{\text{P}}} \frac{m\phi}{aH}, \quad z \equiv \frac{1}{\sqrt{2}m_{\text{P}}} \frac{\phi}{a}. \quad (14)$$

The Friedmann equation in Eq. (9) becomes the constraint

$$1 = x^2 + y^2 + w^2 + 4\alpha x^2 z^4, \quad (15)$$

from which we can write the variable y as a function of the other variables and a dimensionless parameter defined as $\alpha \equiv m_{\text{P}}^4 \kappa g^2$. By changing the cosmic time t with the number of e -folds N defined by $dN \equiv H dt$, and taking into account Eqs. (10), (12) and the constraint in Eq. (15), we can write the evolution equation for each independent variable as follows:

$$\begin{aligned} x' &= x(\epsilon - 1) \\ &- (1 + 4\alpha z^4)^{-1} \left[\frac{2}{z} (1 - x^2) + x (1 - 12\alpha z^4) - \frac{w^2}{z} \right], \end{aligned} \quad (16)$$

$$w' = w \left(\frac{x}{z} + \epsilon - 1 \right), \quad (17)$$

$$z' = x - z, \quad (18)$$

where a prime denotes derivative with respect to N , and

$$\epsilon \equiv -\frac{\dot{H}}{H^2} = 2 - 8\alpha x^2 z^4 - w^2, \quad (19)$$

is the slow-roll parameter.

It is possible to calculate the expected number of e -folds of inflation at first order in the slow-roll approximation. Here we show the result for later use [52]

$$N \approx \frac{1 + \gamma_i + \omega_i/2}{2\epsilon_i} \ln \left(\frac{1 + \gamma_i + \omega_i/2}{\gamma_i + \omega_i/2} \right), \quad (20)$$

where

$$\gamma \equiv \frac{g^2 \psi^2}{H^2} = \frac{y^2}{z^2}, \quad (21)$$

$$\omega \equiv \frac{m^2}{H^2} = \frac{w^2}{z^2}, \quad (22)$$

and the subindex i indicates some initial time before the end of inflation.

For completeness, in the following subsection we first study the case where the gauge fields are massless.

A. Massless case

This model was first introduced in Ref. [43] as “gaugeflation”. Although several inflationary trajectories were analyzed in Ref. [43], an exploration of the full available parameter space of the theory has not been performed yet and thus only a few particular valid trajectories are known. In the following, we find the parameter window where slow-roll dynamics take place.

The massless case is characterized by $m = 0$ or equivalently $w = 0$. Equation (17) is trivially satisfied and the dynamical system is reduced to Eqs. (16) and (18). The autonomous set has just one physically acceptable fixed point given by³

$$x = z = \sqrt{\frac{\sqrt[3]{\alpha} f_\alpha^2 - \sqrt[3]{3}}{2f_\alpha \sqrt[3]{9\alpha^2}}}, \quad (23)$$

where

$$f_\alpha \equiv \left(9 + \sqrt{81 + \frac{3}{\alpha}}\right)^{1/3}. \quad (24)$$

This point exists for all positive α .

The slow-roll parameter in the fixed point is given by

$$\epsilon = 2 - 8\alpha z^6 = 2 - \frac{(f_\alpha^2 - \sqrt[3]{3}/\alpha^3)^3}{9f_\alpha^3}. \quad (25)$$

Now, assuming the reasonably upper bound for enough slow-roll phase [74]

$$\epsilon < 10^{-2}, \quad (26)$$

we find that

$$\alpha > 1.99 \times 10^6, \quad (27)$$

hence, in the massless case, the only relevant parameter of the system has to be very large in order to inflation has a correct length.

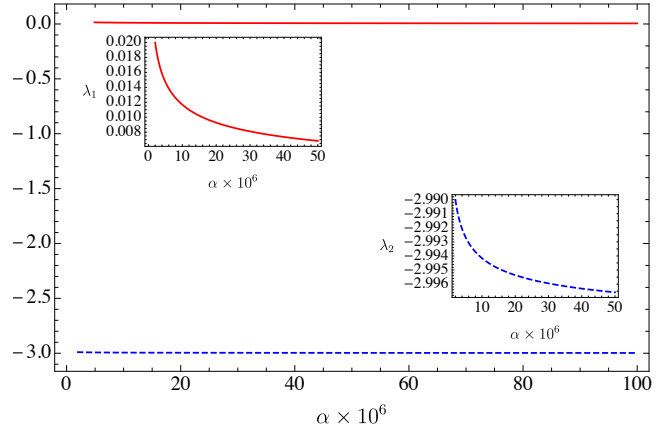


FIG. 1. Eigenvalues of the Jacobian matrix. The fixed point is a saddle since $\lambda_1 > 0$ while $\lambda_2 < 0$ in the region $\alpha > 2 \times 10^6$ where slow-roll solutions exist.

The linear stability analysis shows that the fixed point is hyperbolic, i.e. the Jacobian matrix obtained from the dynamical system does not have any vanishing eigenvalue upon evaluation in the fixed point. In Fig. 1 we plot the two eigenvalues as functions of the parameter α in the region where slow-roll solutions exist. We can see that one eigenvalue is positive, $\lambda_1 > 0$, and the other one is negative, $\lambda_2 < 0$, therefore the fixed point is a saddle in the space (x, z) . Moreover, we have corroborated that $\lambda_1 \rightarrow 0$ and $\lambda_2 \rightarrow -3$ when $\alpha \rightarrow \infty$. This means that gaugeflation naturally agrees with the fact that inflation is a transient phase of the Universe. Inflation as a saddle fixed point has been addressed in other works (e.g. see Refs. [75, 76]). Therefore, the dynamical analysis shows that the only fixed point of the system corresponds to a slow-roll inflationary solution for large α .

Now, we will proceed to present a numerical solution to see the behaviour of the system under specific initial conditions. In Ref. [43], each inflationary trajectory is specified by a set of four values⁴ $(\psi_i, \dot{\psi}_i; \kappa, g)$. However, our dynamical analysis reveals that there is a particular point in the physical phase space (x, z) which can be fully specified only by the parameter α , being very useful for fixing the initial conditions. As an example of this particular slow-roll trajectory in the massless case ($\omega = 0$), we choose

$$\alpha = 2 \times 10^6, \quad (28)$$

such that the variables in the fixed point in Eq. (23)

³ The fixed point is found upon regularization due to possible singularities in $z = 0$, and it is physically acceptable because the variables take real values and the Friedmann constraint (15) is satisfied.

⁴ Here, the subscript i means that the corresponding quantity is evaluated some time before the end of inflation.

are approximately

$$x_i = z_i \approx 0.0706517. \quad (29)$$

The function γ in Eq. (21) and the slow-roll parameter in Eq. (25) take the values

$$\gamma_i \approx 4.8 \times 10^{-4}, \quad \epsilon_i \approx 9.9 \times 10^{-3}, \quad (30)$$

which in Eq. 20 translates into

$$N \approx 383. \quad (31)$$

As it can be seen in the upper part of Fig. 2, for the chosen initial conditions, the gauge field is nearly constant during inflation, then it suddenly falls off around $N = 368$ and starts to oscillate, showing good matching with the analytical results. As explained in Ref. [43], these oscillations are presented because ρ_{YM} becomes the dominant term at the end of inflation, and thus the system behaves as a quartic chaotic-like inflation theory. Support for this interpretation is given in the lower part of Fig. 2 where we see that the slow-roll parameter is small during inflation and it grows around $N = 368$, oscillating and reaching its upper limit equal to 2, which represents a “dark radiation” domination epoch⁵. This is due to ϵ can be written as

$$\epsilon = 2 \frac{\rho_{\text{YM}}}{\rho_{\text{YM}} + \rho_{\kappa}}. \quad (32)$$

Since the inflationary solution corresponds to a saddle fixed point, it is possible to find initial conditions that do not yield to slow-roll dynamics, i.e. inflation does not last enough time. For example, we can regard $x_i \neq z_i$, i.e. we choose a nonzero speed for the field as an initial condition. As expected, the main effect is a drastic reduction in the number of e -folds while generating bigger values for γ_i . For the same value of $\alpha = 2 \times 10^6$ and being careful about $y_i^2 > 0$ [remember the constraint in Eq. (15)], we consider the following initial values:

$$x_i = 0.070651, \quad z_i = 0.0706, \quad (33)$$

yielding to

$$\gamma_i = 0.58811, \quad \epsilon_i = 0.0158458, \quad (34)$$

and corresponding to

$$N \approx 49, \quad (35)$$

showing the great impact that a slight change in the speed of the field ($\dot{\psi}_i \approx 7.2 \times 10^{-5} H_i$) has on the evolution of the system. This feature is important since,

⁵ By dark radiation we mean the “radiation” associated to the Yang-Mills term.

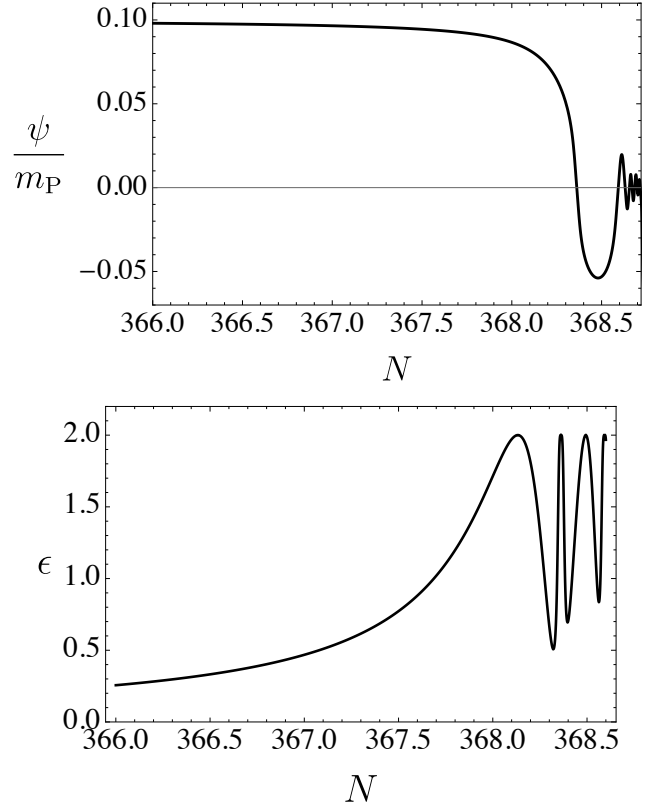


FIG. 2. Evolution of the gauge field (upper) and the slow-roll parameter (lower). The field $\psi = \phi/a$ and the slow-roll parameter ϵ are nearly constant during inflation. The field suddenly decays while ϵ reaches its upper bound near to $N = 368$ around the value predicted in Eq. (31). The disagreement between these values is due to numerical approximation.

at perturbative level, there are bounds on the possible values of γ (see Ref. [43]), and as shown in Ref. [65], the scalar perturbations present a strong tachyonic instability for $\gamma < 2$. Nonetheless, we do not care about these cumbersome features since we are only interested in the dynamical behaviour of the system at the background level.

From these numerical results, we also can give a rough estimation of the values of the parameters κ and g noticing that

$$\frac{H}{g} = \frac{\sqrt{2}z^2}{y} m_{\text{P}}. \quad (36)$$

Although the energy scale of inflation is not known yet, the preferred scale is $H \lesssim 10^{-5} m_{\text{P}}$. Then, supposing $H_i = 3.5 \times 10^{-5} m_{\text{P}}$ and using the first set of initial conditions we get

$$g \approx 7.6 \times 10^{-6}, \quad \kappa \approx 3.4 \times 10^{16} m_{\text{P}}^{-4}. \quad (37)$$

These parameters were estimated in Ref. [43] after a linear perturbation treatment of the theory in order to agree with the observational data available at that time [77]. However, here we have shown that it is possible to estimate the order of magnitude of them through a classical dynamical system approach in a much simpler way.

B. Massive case

At the background level, the gaugeflation scenario can solve the classical cosmological problems by producing an inflationary phase which lasts enough number of e -folds. Nonetheless, the main test of any inflationary model relies in its observational signatures, which are imprinted on the CMB data. In Ref. [65], it was shown that some difficulties arise at the linear perturbative level: for $\gamma < 2$, the scalar perturbations show a strong tachyonic instability, and, in the stable region $\gamma > 2$, any set of initial conditions does not exist that preserves the relation between the tensor-to-scalar ratio r and the spectral index n_s in the confidence region allowed by the results of Planck 2013 [64]. Then, it is clear that the theory requires some modifications in order to not be discarded by observations.

In Ref. [52] was proposed “massive gaugeflation”, where an explicit gauge-symmetry breaking mass term was considered. In that work, some of the classical inflationary trajectories of the model were studied, showing that the introduction of the mass term does not harm the good features of the original gaugeflation model while having the potential to modify the n_s vs r relation. The linear perturbation theory was carried out in Ref. [54], where it was shown that the dynamics remain unstable for $\gamma < 2$, nonetheless the model can produce observationally viable spectra in the stable region, according to Planck 2013 [64].

In this case $m \neq 0$, implying $\omega \neq 0$, and so the dynamical system is given by the full set of Eqs. (16)-(18). The system has again only one physically acceptable point, where x and z take the same values in Eq. (23) and $w = 0$. Since $w = 0$, this point has the same properties as in the massless case: it exists for all α , the slow-roll parameter is the same in Eq. (25), and slow-roll solutions require a large α . This is not a surprise since the mass term does not contribute to the existence of an accelerated expansion. Note that in this case, we cannot fully specify the initial conditions for inflation only by fixing α since ω is not given in terms of α .

The linear stability analysis shows that this point is hyperbolic as well since there are no vanishing eigenvalues. In Fig. 3 we plot these eigenvalues as functions of the parameter α in the region where slow-roll solutions exist. We note that two eigenvalues are posi-

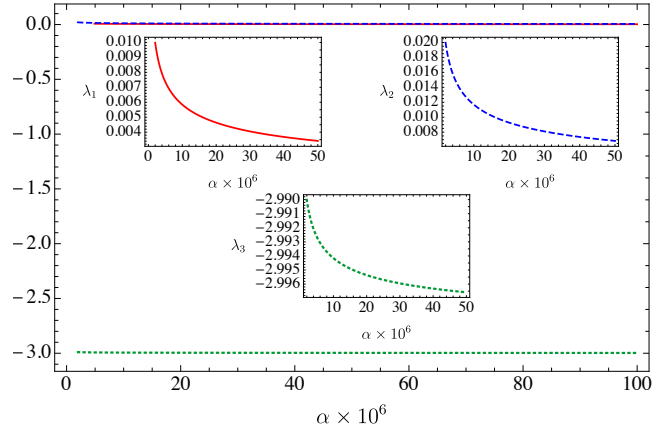


FIG. 3. Eigenvalues of the Jacobian matrix. Since $\lambda_1 > 0$, $\lambda_2 > 0$ and $\lambda_3 < 0$ in the region where $\epsilon_i < 10^{-2}$, corresponding to inflationary solutions.

tive, $\lambda_1 > 0$ and $\lambda_2 > 0$, while the other one is negative, $\lambda_3 < 0$, therefore the fixed point is a saddle in the phase space (x, w, z) , as expected. We verified that $\lambda_1 \rightarrow 0$, $\lambda_2 \rightarrow 0$ and $\lambda_3 \rightarrow -3$ when $\alpha \rightarrow \infty$.

The eigenvalues λ_2 and λ_3 in Fig. 3 are the same λ_1 and λ_2 in Fig. 1, respectively. The new eigenvalue is λ_1 . The eigenvector associated with λ_1 is $(0, 1, 0)$ in the space (x, w, z) , meaning that the variable w runs away from 0 to a greater value during inflation. This is expected since at the end of inflation the κ -term decays to zero and the Yang-Mills term or the mass term becomes dominant.

As mentioned before, the parameter α does not fully specify the initial conditions (unless $m = 0$), then we have to investigate the impact that the mass term, encoded in the function ω in Eq. (22), has on the inflationary phase.

Using Eq. (22), we can write the constraint in Eq. (15) as

$$y^2 = 1 - x^2(1 + 4\alpha z^4) - \omega^2 z^2. \quad (38)$$

From the last equation, it is clear that once α , x , and z are fixed, ω cannot take arbitrary values since it could push the variable y to complex values, which is physically unacceptable. Now, using the first set of initial conditions of the massless case:

$$\alpha = 2 \times 10^6, \quad x_i = z_i = 0.0706517, \quad (39)$$

we get

$$\omega_i < 0.00047539, \quad (40)$$

for $y_i^2 > 0$. Since y_i depends on the choice of ω_i , we note that γ_i will depend on this function through Eq. (21). Therefore the number of e -folds can be given only

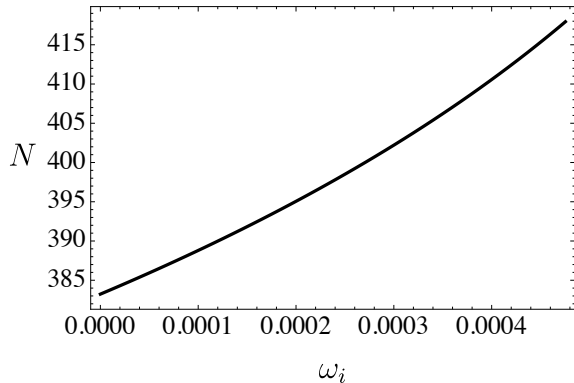


FIG. 4. Number of e -folds in the function of ω_i . The mass term increases the length of the inflationary phase.

in terms of ω_i . As it can be seen in Fig. 4, the case $\omega_i = 0$ corresponds to $N \approx 382$ agreeing perfectly with the result given in Eq. (31). From this figure, it is clear the effect that the mass term has on the model: it increases the length of the inflationary phase. Furthermore, by using Eq. (22), Eq. (36) and the Friedmann constraint in Eq. (38) we can write N in terms of the mass m which yields to the same conclusion (see Appendix A for a detailed derivation). It is worth mentioning here the results given in Ref. [52]. In that work, the authors claim that the mass “reduces” the length of inflation, which they show in their Fig. 3. However, this opposite conclusion to ours is because the authors of Ref. [52] plot the number of e -folds as a function of $\sqrt{\omega_i}$ (fixing H_i) ignoring the relation between this function and γ_i through Friedmann equations, i.e. γ_i cannot be fixed if ω_i is varying.

As a complement to our qualitative and analytical results, we numerically integrate the full dynamical system in Eqs. (16)-(18). Choosing

$$\omega_i = 3 \times 10^{-4}, \quad (41)$$

we get

$$\gamma_i \approx 1.8 \times 10^{-4}, \quad \epsilon_i = 9.9 \times 10^{-3}, \quad (42)$$

and the expected number of e -folds

$$N \approx 402. \quad (43)$$

As can be seen in the upper part of Fig. 5, for the chosen initial conditions, the gauge field is nearly constant during inflation, then it suddenly falls off around $N = 403$ and starts to oscillate, showing perfect matching with the analytical results. In the lower part of Fig. 5, the slow-roll parameter grows from a nearly zero value until $\epsilon = 1$ around $N = 402$ where slow-roll inflation ends. At this stage, the Universe is dominated by

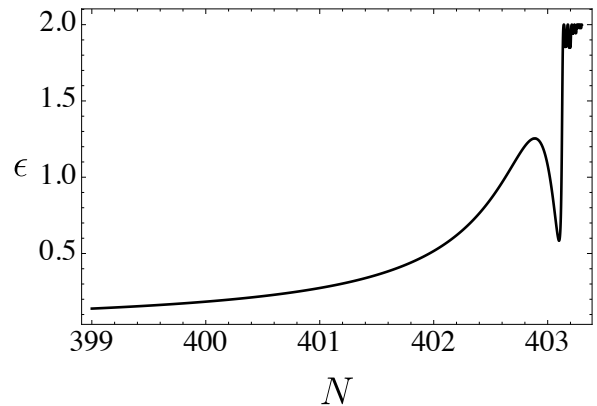
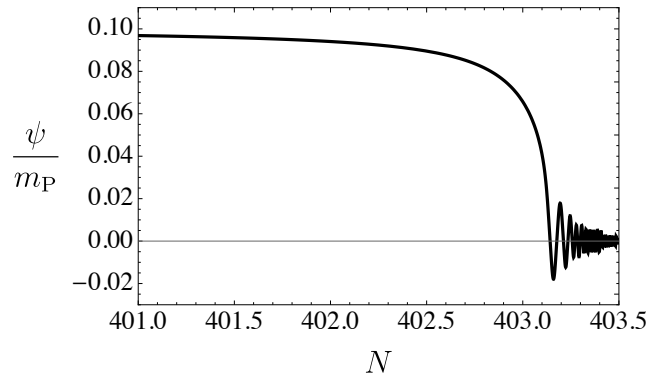


FIG. 5. Evolution of the gauge field (upper) and the slow-roll parameter (lower). The field $\psi = \phi/a$ and the slow-roll parameter ϵ are nearly constant during inflation. The field suddenly decays while ϵ reaches its upper bound around $N = 403$ as stated in Eq. (43). The parameter ϵ presents another peak around 1 due to the presence of the mass term.

the mass term but soon the Yang-Mills term becomes dominant and the slow-roll parameter oscillates below its upper bound $\epsilon = 2$.

It is also possible to consider greater values for ω_i , by regarding $x_i \neq z_i$. As in the massless gaugeflation model, this implies a nonzero speed for the field and it has the same effect here: it reduces the length of inflation. However, this does not cancel the effect of the mass term increasing this length as shown in the following. Taking the second set of initial conditions used in the massless case,

$$\alpha = 2 \times 10^6, \quad x_i = 0.070651, \quad z_i = 0.0706, \quad (44)$$

we get

$$\omega_i < 0.584146, \quad (45)$$

for $y_i^2 > 0$ from Eq. (38). So, choosing $\omega_i = 0.5$ we get $N \approx 69$ as the expected length of inflation although $\epsilon_i \approx 1.3 \times 10^{-2}$. Remember that with these initial conditions,

the massless model predicts $N \approx 49$ ruling it out as a viable inflationary solution.

From this analysis we can also estimate the values of the parameters κ and g , through Eq. (36). Using the energy scale $H_i = 3.5 \times 10^{-5} m_{\text{P}}$ and using the second set of initial conditions we get

$$g \approx 10^{-4}, \quad \kappa \approx 1.9 \times 10^{14} m_{\text{P}}^{-4}, \quad (46)$$

which are roughly of the order to the values estimated in Eq. (37) for the massless model.

Possible consequences at the perturbative level

From the analysis above we learn that once the constant α , the magnitude of the field ψ , and its speed $\psi' = \dot{\psi}/H$ are fixed, the parameters γ and ω are related by the Friedmann constraint in Eq. (15), in such a way that one cannot fix one of them while varying the other one. To elucidate the possible impact of the relation between γ and ω , we take a minimal example coming from the results obtained in Ref. [54] where the linear perturbation of the massive gaugeflation model was worked out. Assuming $\alpha = 10^9$, $x = 0.02509638$, $z = 0.02508$ and taking into account that y has to be real and $\gamma > 2$ in order to avoid tachyonic instabilities, we get the bound

$$\omega < 2.14366. \quad (47)$$

The late time decay rate of the scalar power spectrum is given by [see Eq. (3.58) of Ref. [54]]

$$n_{\text{scal}} = \epsilon \left[1 + \frac{M^2 - 6}{2\gamma + M^2 + 2} \right]. \quad (48)$$

In Fig. 6 we plot n_{scal} normalized to ϵ with respect to the mass parameter. The upper part of Fig. 6 is the plot shown in Ref. [54], where γ is fixed and $M = m/H$ varies. The lower part of Fig. 6 shows the result obtained when taking into account the relation between γ and ω , which of course corresponds to only one curve. We also found some differences between the plots of the chirality parameter [Eq. (3.114) of Ref. [54]] and those made by us, considering the relation between γ and ω . We want to stress that the perturbative analysis of the model is out of the scope of this work, and although the dependence between the parameters γ and ω has the potential to modify the scalar spectral index or the tensor-to-scalar ratio (as we see from the expression for n_{scal}), a full treatment of perturbations for the massive case is needed. We leave this complete examination for a future work, where we also plan to compare with the results given in Ref. [54], and also to see if the massive gaugeflation proposal can be (or not be) in agreement with the observational bounds.

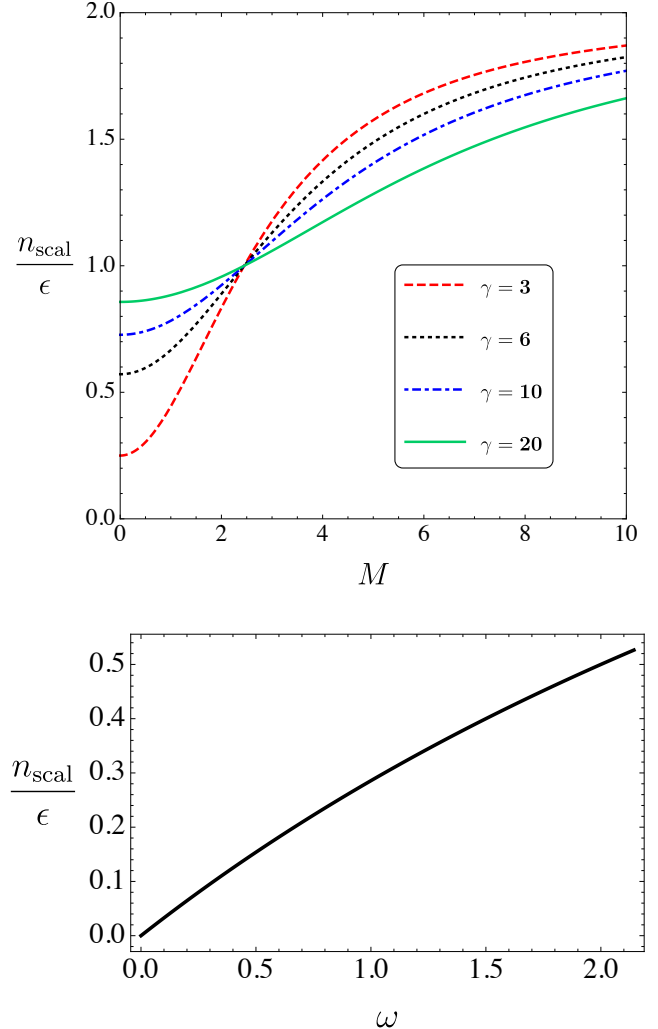


FIG. 6. Plot of the late-time decay of the scalar power spectrum n_{scal}/ϵ as a function of the mass parameters given by Eq. (3.58) of [54]. Upper: result obtained when γ is fixed while $M = m/H$ can vary (see Fig. 5 of Ref. [54]). Lower: result obtained when the relation between γ and $\omega = M^2$ is considered.

III. DARK ENERGY FROM GAUGE FIELDS

In Ref. [56] the massless case of the action in Eq. (1) was studied in the context of dark energy. There it was shown that, for several sets of initial conditions and parameters, the dynamics of the non-Abelian gauge field can account for the late-time accelerated expansion of the Universe. Here we extend the model by considering the effect of the mass term in the cosmological evolution and use a dynamical system approach to fully describe the late-time behaviour of the expansion. In particu-

lar, we explicitly show that dark energy domination is indeed an attractor and give the full parameter space of the theory, complementing the results given in Ref. [56].

In order to reproduce the known expansion history of the Universe, let us modify the density and pressure in Eq. (7) as

$$\rho = \rho_{\text{DE}} + \rho_m + \rho_r, \quad (49)$$

$$p = p_{\text{DE}} + \frac{1}{3}\rho_r, \quad (50)$$

where ρ_m is the density of dust ($p_m = 0$), ρ_r is the density of radiation ($p_r = \rho_r/3$), and ρ_{DE} and p_{DE} are given by Eq. (7). The Friedmann equations in Eqs. (9) and (10) become

$$3m_{\text{P}}^2 H^2 = \frac{3}{2} \left[\frac{\dot{\phi}^2}{a^2} + \frac{g^2 \phi^4}{a^4} + \kappa g^2 \frac{\phi^4 \dot{\phi}^2}{a^6} + \frac{m^2 \phi^2}{a^2} \right] + \rho_m + \rho_r, \quad (51)$$

$$2m_{\text{P}}^2 \dot{H} = -2 \left[\frac{\dot{\phi}^2}{a^2} + \frac{g^2 \phi^4}{a^4} + \frac{1}{2} \frac{m^2 \phi^2}{a^2} + \frac{1}{2} \rho_m + \frac{2}{3} \rho_r \right]. \quad (52)$$

Since the barotropic fluids do not introduce new terms to the gauge field equation of motion, it is given again by Eq. (12). These equations are complemented by the usual continuity equations for the barotropic fluids

$$\dot{\rho}_m + 3H\rho_m = 0, \quad \dot{\rho}_r + 4H\rho_r = 0. \quad (53)$$

Proceeding as in the inflationary case, from the Friedmann equation in Eq. (51) we define the dimensionless variables defined in Eq. (14) and the density parameters for radiation and matter as

$$\Omega_r \equiv \frac{\rho_r}{3m_{\text{P}}^2 H^2}, \quad \Omega_m \equiv \frac{\rho_m}{3m_{\text{P}}^2 H^2}. \quad (54)$$

Hence Eq. (51) becomes a constraint from which we can write Ω_m in terms of the other variables as

$$\Omega_m = 1 - x^2(1 + 4\alpha z^4) - y^2 - w^2 - \Omega_r. \quad (55)$$

Using the equation of motion in Eq. (12), the continuity equation in Eq. (53) for radiation fluid, and the constraint in Eq. (55), the autonomous set of equations

reads

$$x' = xq - (1 + 4\alpha z^4)^{-1} \left[2\frac{y^2}{z} + 8\alpha x^2 z^3 + x(1 - 12\alpha z^4) + \frac{w^2}{z} \right], \quad (56)$$

$$y' = y \left(2\frac{x}{z} + q - 1 \right), \quad (57)$$

$$w' = w \left(\frac{x}{z} + q \right) \quad (58)$$

$$z' = x - z, \quad (59)$$

$$\Omega_r' = 2\Omega_r(q - 1), \quad (60)$$

where the deceleration parameter $q \equiv -1 - \dot{H}/H^2$ is obtained from Eq. (52) as

$$q = \frac{1}{2} \left[1 + x^2(1 - 12\alpha z^4) + y^2 - w^2 + \Omega_r \right]. \quad (61)$$

From this deceleration parameter, we can define the effective equation of state $w_{\text{eff}} \equiv \frac{2q-1}{3}$ which in terms of the dimensionless variables reads

$$w_{\text{eff}} = \frac{1}{3} \left[x^2(1 - 12\alpha z^4) + y^2 - w^2 + \Omega_r \right], \quad (62)$$

which completely characterizes the evolution of the average scale factor $a(t)$. The dark sector is characterized by the density parameter $\Omega_{\text{DE}} \equiv \rho_{\text{DE}}/(3m_{\text{P}}^2 H^2)$ and the equation of state $w_{\text{DE}} \equiv p_{\text{DE}}/\rho_{\text{DE}}$:

$$\Omega_{\text{DE}} = x^2(1 + 4\alpha z^4) + y^2 + w^2, \quad (63)$$

$$w_{\text{DE}} = \frac{1}{3} \frac{x^2(1 - 12\alpha z^4) + y^2 - w^2}{x^2(1 + 4\alpha z^4) + y^2 + w^2}. \quad (64)$$

A. Fixed points

In what follows, we study the fixed points relevant for the cosmological evolution, namely, the radiation era ($\Omega_r \simeq 1, w_{\text{eff}} \simeq 1/3$), the matter era ($\Omega_m \simeq 1, w_{\text{eff}} \simeq 0$), and the dark energy era ($\Omega_{\text{DE}} \simeq 1, w_{\text{eff}} < -1/3$).

- (R) Radiation dominance

$$x = 0, y = 0, w = 0, z = 0, \Omega_m = 0, \quad (65)$$

with $\Omega_{\text{DE}} = 0$, w_{DE} undetermined and $\Omega_r = 1$.

- (M) Matter dominance

$$x = 0, y = 0, w = 0, z = 0, \Omega_r = 0, \quad (66)$$

with $\Omega_{\text{DE}} = 0$, w_{DE} undetermined and $\Omega_m = 1$.

- (S) Scaling matter-dark energy

$$x = z = \frac{1}{\sqrt{2}\sqrt[4]{3\alpha}}, y = 0, w = 0, \Omega_r = 0, \quad (67)$$

with $\Omega_{\text{DE}} = 2/(3\sqrt{3\alpha})$, $w_{\text{DE}} = 0$ and $\Omega_m = 1 - \Omega_{\text{DE}}$.

In order to have $\Omega_m > 0$ we need to consider $\alpha > 0.148148$. This point corresponds to an effective matter epoch since $w_{\text{eff}} \simeq 0$. From the CMB constraint given by Planck [78], the density parameter of dark energy is constrained to be $\Omega_{\text{DE}} < 0.02$ around the redshift $z_r = 50$,⁶ which implies $\alpha > 370.37$. For a proper matter epoch, Ω_m has to be the dominant component in the energy budget. For instance, requiring $0.999 < \Omega \leq 1$, we find $\alpha > 1.48148 \times 10^5$. Aside of the exact value of α , we can conclude that α has to be large.

- (DE) Dark energy dominance

$$x = z = \sqrt{\frac{\sqrt[3]{\alpha}f_\alpha^2 - \sqrt[3]{3}}{2f_\alpha\sqrt[3]{9\alpha^2}}}, y = 0, w = 0, \Omega_r = 0, \quad (68)$$

with $\Omega_{\text{DE}} = 1$, $\Omega_m = 0$ and

$$w_{\text{DE}} = -1 + \frac{2f_\alpha}{9} \left[\sqrt[3]{\frac{3}{\alpha}} + \sqrt[3]{\frac{\alpha}{3}} f_\alpha (18 - f_\alpha^3) \right]. \quad (69)$$

This point corresponds to an accelerated expansion solution if $w_{\text{DE}} < -1/3$, which implies that $\alpha > 1$. Since observations favor $w_{\text{DE}} \approx -1$ [71], from Eq. (69), for example, $-1 \leq w_{\text{DE}} < -0.99$ implies $\alpha > 5.88148 \times 10^5$. We conclude that the dark energy component can behave in agreement with the observational bounds for large α .

B. Stability analysis

In the present case, the fixed points (R) and (M) require $z = 0$, thence the eigenvalues evaluated in these points could yield to singularities. However, only the sign of the real part of the eigenvalues carries the information about the stability of the point. Therefore, we consider the eigenvalues $\pm\infty$ as a positive or negative eigenvalue. Now, we proceed to discuss the stability of each fixed point by analyzing the sign of the eigenvalues $\lambda_{1,2,3,4,5}$.

- (R) Radiation dominance

$$2, 1, -\infty, +\infty, +\infty. \quad (70)$$

This point is a saddle since four eigenvalues are positive and one is negative. The eigenvector associated with $\lambda_2 = 1$ is $(0, 0, 0, 0, 1)$ in the space (x, y, w, z, Ω_r) . Therefore, the point is unstable in the Ω_r direction, meaning that the variable Ω_r runs away from its value in the fixed point.

- (M) Matter dominance

$$\frac{3}{2}, -1, -\infty, +\infty, +\infty. \quad (71)$$

This point is a saddle since three eigenvalues are positive and two are negative. The eigenvector associated with $\lambda_2 = -1$ is $(0, 0, 0, 0, 1)$, meaning that the radiation contribution is decreasing since $\Omega_r = 0$ is an attractor in the Ω_r direction.

- (S) Scaling matter-dark energy

$$-\frac{3}{4} \pm \sqrt{\frac{33}{16} - \frac{1}{\sqrt{3\alpha}}}, -\frac{1}{2}, \frac{3}{2}, \frac{3}{2}. \quad (72)$$

This point is a saddle independently of the value of α . The eigenvectors associated with $\lambda_{4,5} = 3/2$ are $(0, 0, 1, 0, 0)$ and $(0, 0, 0, 1, 0)$, respectively. This means that the point is a repeller in the y and w directions. The numerical solution given below shows that this point is indeed irrelevant in the cosmological dynamics since w_{DE} never spends time around this point.

- (DE) Dark energy dominance

In this case, the eigenvalues are very long quantities, therefore, we investigate the stability of the point by plotting them as functions of α for large values of this parameter. In Fig. 7, we can see that $\lambda_{1,2} > 0$ while the other eigenvalues are negative such that this point corresponds to a saddle in the phase space (x, y, w, z, Ω_r) . We verified that $\lambda_1 \rightarrow 0$, $\lambda_2 \rightarrow 0$, $\lambda_3 \rightarrow -4$, $\lambda_4 \rightarrow -3$ and $\lambda_5 \rightarrow -3$ when $\alpha \rightarrow \infty$. Although in general this point is not an attractor, as usual in dark energy models, this is not a problem for the theory. Moreover, we argue that (DE) is indeed an attractor in the relevant physical space. The eigenvector associated with λ_1 is $(0, 1, 0, 0, 0)$ while the eigenvector of λ_2 is $(0, 0, 1, 0, 0)$, such that this point is a repeller in the y and w directions, i.e. the variables y and w run away from zero. In this point we have $x = z$, which implies $y \propto \psi^2/H \propto 1/H$, given that $\dot{\psi} = 0$ and $\psi = \text{const}$. Now, since H decreases with the expansion, the variable y increases in the same proportion. Therefore, we realize that $\lambda_1 > 0$ is needed

⁶ We will denote the redshift by z_r to avoid confusion with the variable z in the dynamical systems.

FIG. 7. The five eigenvalues of the Jacobian matrix. The fixed point is a saddle ($\lambda_{1,2} > 0$ and $\lambda_{3,4,5} < 0$). However, this point is an attractor in the relevant physical space. The scale for λ_i is the same for all the plots.

for the theory to be consistent. The same argument follows for $\lambda_2 > 0$ since $w / \dot{w} = H$. Therefore, we conclude that this point is a physical attractor but a saddle in the state space spanned by the chosen variables. This is not surprising since the phase space $(x; y; w; z; r)$ is not compact, hence there will not be necessarily a source point and an attractor point in the phase space [79]. These arguments are further supported by numerical results in the next subsection.

C. Numerical analysis

We proceed to solve the autonomous set of equations (56) to (60) through a numerical integration. Based in the dynamical system analysis, the initial conditions are chosen in the deep radiation era. Explicitly we choose

$$\begin{aligned} \lambda_i &= 10^9; & x_i &= 3 \cdot 10^{-30}; & z_i &= 1:1 \cdot 10^5; \\ y_i &= 0:001; & r_i &= 0:99998; \end{aligned} \quad (73)$$

The value of λ_i is constrained by Eq. (55). For $m_i > 0$ we have $\lambda_i = m^2 = H_i^2 < 1:57025 \cdot 10^{-15}$, so we choose

$$\lambda_i = 5 \cdot 10^{29}; \quad (74)$$

corresponding to $m_i = 1:9 \cdot 10^5$ at the redshift⁸ $z_r = 2:18 \cdot 10^8$.

FIG. 8. Evolution of the density parameters and the effective equation of state during the whole expansion history. The initial conditions were chosen in the deep radiation era at the redshift $z_r = 2:18 \cdot 10^8$. The Universe passes through radiation dominance at early times (red dotted line), followed by a matter dominance (light brown dashed line), and ends in the dark energy dominance (black solid line) characterized by $w_e = -1$ (blue dot-dashed line).

Using these initial conditions, in Fig. 8 we plot the density parameters and the effective equation of state as functions of redshift z_r . We can see that at early times ($z_r > 10^4$), the dominant cosmic fluid corresponds to radiation (red dotted line), with $w_e = 1/3$ (blue dot-dashed line). Then, around $z_r = 3200$, we have radiation-matter equality, i.e. $\rho_r = \rho_m$. The matter epoch (light brown dashed line) runs from this point to $z_r = 0:3$, where $w_e = 0$. At this point the dark energy component (black solid line) represents the half of the energy budget in the Universe. After this time, the dark energy era begins together with the accelerated expansion characterized by $w_e = -1$.

Let us analyze in more detail each of the relevant periods discussed above.

1. Radiation dominated period

This period runs from $z_r = 4000$ and on to the past. In Fig. 9 we can see that at early times, the gauge field decays from a large value in a decelerated way (in

⁷ Here, the subscript i means that the corresponding quantity is evaluated some time in the deep radiation epoch.

⁸ The relation between the number of e-folds and the redshift is given by $N = \ln(1 + z_r)$.

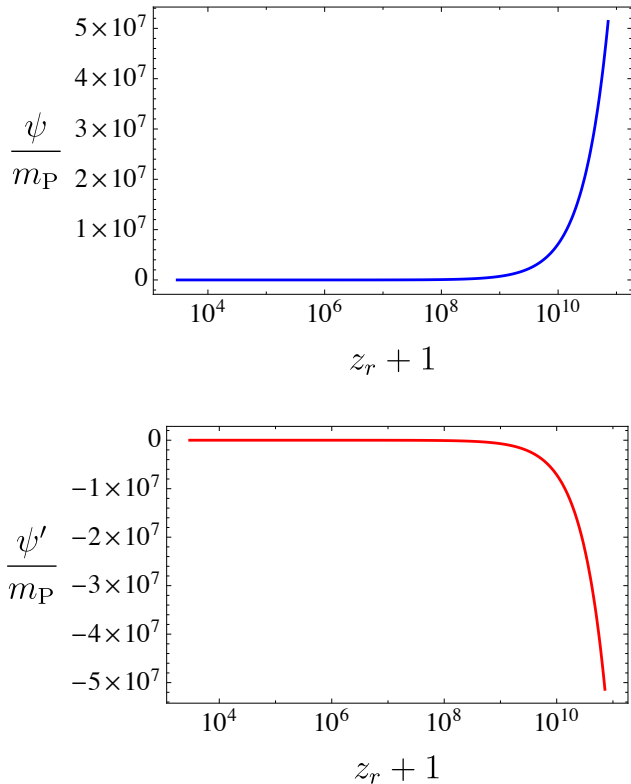


FIG. 9. Evolution of the gauge field (upper), and its speed (lower), during the radiation dominated period. The gauge field decays from a large value in a decelerated way (in magnitude).

magnitude). The contribution of early dark energy to this period is $\Omega_{\text{DE}} \approx 4 \times 10^{-7}$ well below the big-bang nucleosynthesis (BBN) constraint $\Omega_{\text{DE}} < 0.045$ at $z_r = 3200$ [80]. During this period, the main contribution to the dark sector comes from the Yang-Mills term. We plot from $z_r \approx 7 \times 10^{10}$ to $z_r = 3000$, such that the total length of the radiation dominated period from the end of inflation to the time of radiation-matter equality is consistent with the constraint given in Ref. [57].

2. Matter dominated period

This period runs from $z_r \simeq 4000$ to $z_r \simeq 0.3$. In Fig. 10, we can see that during this epoch the gauge field is still decaying in a decelerated way (in magnitude). The contribution of dark energy around $z_r = 50$ is $\Omega_{\text{DE}} \approx 2 \times 10^{-5}$, well below the CMB constraint $\Omega_{\text{DE}} < 0.02$ [78]. During this period, the main contribution to the dark sector comes from the Yang-Mills term, however, it is possible to find initial conditions where the mass term is the main dark component.

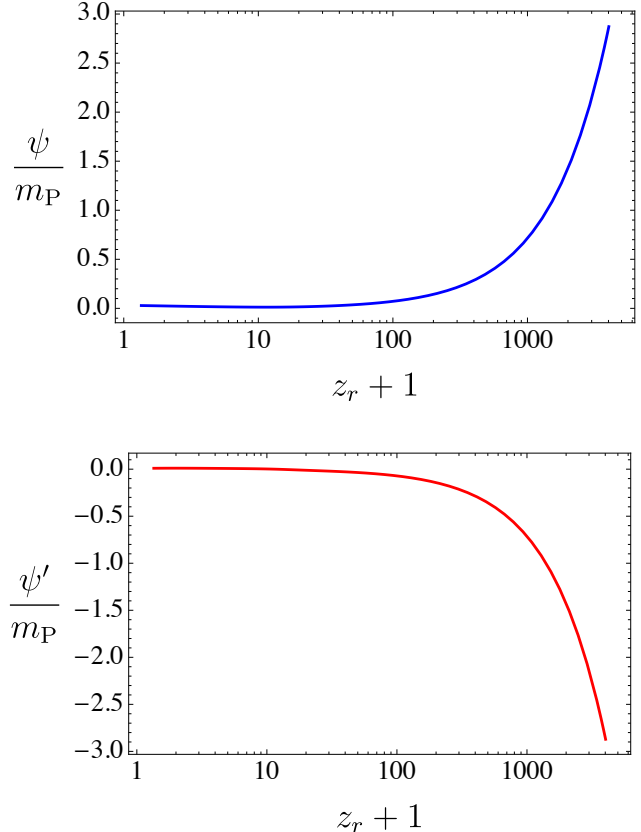


FIG. 10. Evolution of the gauge field (upper), and its speed (lower), during the matter dominated period. The gauge field is still decaying in a decelerated way (in magnitude).

3. Dark energy dominated period

This period runs from $z_r \approx 0.3$ on into the future. During this epoch (Fig. 11), the gauge field decays until it reaches a minimum and after that a constant value, when its speed goes to zero, as expected since $x = z$ in the point (DE) (dark energy dominance). The asymptotic value of the gauge field is $\psi \approx 0.0354378 m_P$, in agreement with $\sqrt{2}z = 0.0354917$ which is the value in the attractor point (DE).

We also can perform a rough estimation of the parameters κ and g . Replacing y_0 and z_0 in Eq. (36) we get⁹

$$\frac{H_0}{g} = \frac{\sqrt{2}z_0^2}{y_0} m_P \approx 0.042 m_P, \quad (75)$$

and using the observational value $H_0 \approx 10^{-61} m_P$ [71]

⁹ The subscript 0 means that the corresponding quantity is evaluated today.

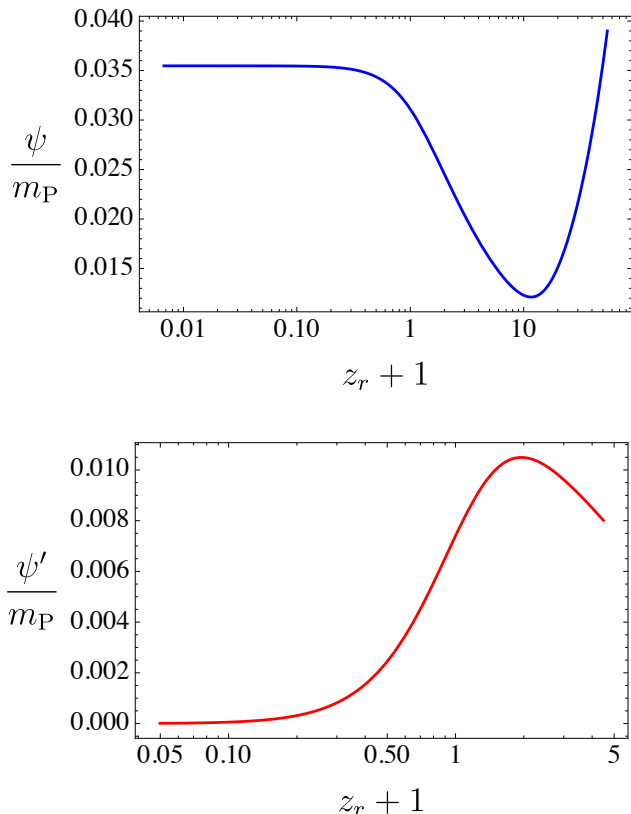


FIG. 11. Evolution of the gauge field (upper), and its speed (lower), during the dark energy dominated period. The gauge field ψ reaches a constant value at late times, where $\dot{\psi} = 0$, and it becomes an effectively cosmological constant.

we find

$$g \approx 2.38 \times 10^{-60}, \quad \kappa \approx 1.76 \times 10^{130} m_{\text{P}}^{-4}. \quad (76)$$

This calculation shows that the gauge coupling g is extremely small (the order of 10^{-60}), while the parameter κ is extremely large (the order of $10^{130} m_{\text{P}}^{-4}$).

D. Dark energy equation of state

From the above numerical solution we can say that, at late times, the dark sector behaves very similar to a cosmological constant once the κ -term is dominating the energy budget. However, in order to thoroughly characterize the behaviour of this sector, it is necessary to study the evolution of its equation of state.

Because of the Friedmann constraint in Eq. (55), the values of the variables w_i and y_i are determined by ω_i (see Eq. (74)). In Fig. 12 we plot w_{DE} for several values of ω_i . For $z_r > 10^4$ we see that $w_{\text{DE}} \approx 1/3$, meaning that the dark sector behaves as a radiation fluid at

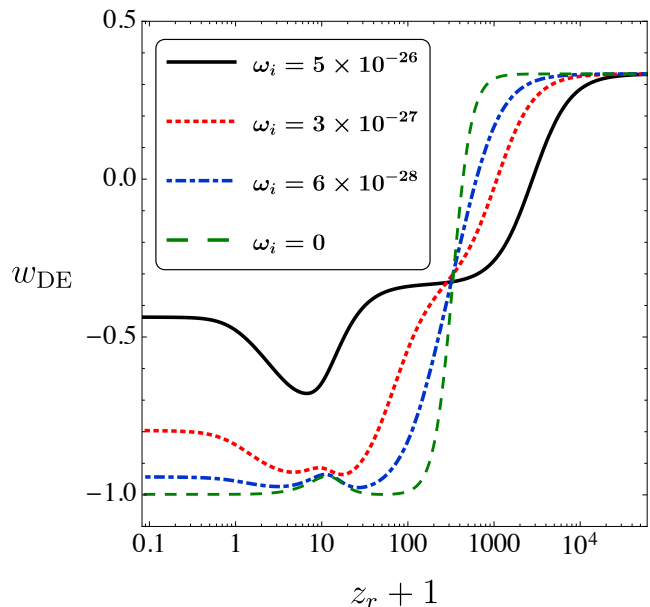


FIG. 12. Evolution of w_{DE} for different ω . Arbitrary values of ω are not viable since they do not yield to a correct expansion history of the Universe. The initial state corresponds to “dark radiation”, and the final stage to dark energy. The values of α , x , z , y and Ω_r are the same used in the numerical analysis section.

early times. This is expected since the Yang-Mills term is dominating over the dark components during this period, so this term can contribute to the early relativistic degrees of freedom as claimed in Ref. [56]. We also see that for $\omega_i \neq 0$ it is possible that the mass term dominates the dark sector implying $w_{\text{DE}} \approx -1/3$. This is a new behaviour with respect to the results given in Ref. [56]. As a comment, a fluid with equation of state equal to $-1/3$ cannot drive accelerated expansion. However, there is no transition period from decelerated expansion to accelerated expansion in our model, because dust is the dominant fluid when $w_{\text{DE}} \approx -1/3$ and thus $w_{\text{eff}} \approx 0$. Note that in all of the cases, the final stage of the Universe is dark energy domination, which is reached at different cosmological epochs, depending on the value of ω_i . This behaviour takes place due to modifications in the Hubble parameter since a change in ω implies a change in H/g by the relation in Eq. (36), once the other variables are fixed.

In Fig. 12 we realized that the point (S), i.e. the matter-dark energy scaling solution, is irrelevant to the cosmological dynamics. This can be noticed since in this point $w_{\text{DE}} = 0$ but the equation of state of dark energy never spends much time in this stage, so (S) is not a metastable point as (R) and (M) are. In this plot, we also see that w_{DE} has some peaks around $z_r = 10$. This

is because, around this time, the gauge field reaches its minimum magnitude, as can be seen in Fig. 11. We want to stress that this particular behaviour of w_{DE} is a distinctive property found in this model that was not reported in Ref. [56].

As expected $-1 < w_{\text{DE}} < 1/3$, contrasting with the equation of state of any quintessence model where $-1 < w_{\text{DE}} < 1$. The main difference is in the so-called "kination" period, which corresponds to the epoch when the kinetic term of the quintessence field dominates over its potential. This period must be prior to the radiation dominance epoch since the energy density of the quintessence field decays as a^{-6} [11]. As a comment, some authors claim that this kination period could be very useful in the study of the reheating process (see e.g. Refs. [81–86]).

E. Anisotropic massless case

So far, we have discussed systems embedded in an FLRW metric. It was shown that any early background spatial shear is extremely damped within a few e -folds during the inflationary phase [44]. In contrast, the vector gauge field acquires a constant magnitude in the late-time cosmological expansion. This suggests that the gauge field could support an anisotropic expansion. In the following, we investigate this possibility where, by simplicity, we only consider massless gauge fields.

We assume a homogeneous but anisotropic spacetime described by the axially symmetric Bianchi-I metric

$$ds^2 = -dt^2 + e^{2\alpha} [e^{-4\sigma} dx^2 + e^{2\sigma} (dy^2 + dz^2)], \quad (77)$$

where $e^{\alpha(t)} = a(t)$ is the average scale factor and $\sigma(t)$ is the shear.

An appropriate axially symmetric ansatz for the gauge field is

$$A_0^a(t) = 0, \quad A_i^a(t) = e^{\alpha_i(t)} \psi_i(t), \quad (78)$$

where

$$e^{\alpha_1(t)} = e^{\alpha(t) - 2\sigma(t)}, \quad e^{\alpha_2(t)} = e^{\alpha_3(t)} = e^{\alpha(t) + \sigma(t)}, \quad (79)$$

$$\psi_1(t) = \frac{\psi(t)}{\lambda^2(t)}, \quad \psi_2(t) = \psi_3(t) = \lambda(t)\psi(t), \quad (80)$$

with $\lambda(t)$ a function parametrizing the deviation from the isotropic configuration of the gauge field. This kind of ansatz has been used in other works where the dynamics of gauge fields in anisotropic backgrounds is studied (see Refs. [44, 45, 49]).

Employing the axial ansatz in the energy tensor in Eq. (6), and assuming massless gauge vector fields, i.e.

$m_a = 0$, the density and pressure coming from the Yang-Mills term are

$$\rho_{\text{YM}} = \frac{1}{2\lambda^4} \left[\frac{\dot{\phi}}{a} - 2\frac{\phi}{a} \left(\dot{\sigma} + \frac{\dot{\lambda}}{\lambda} \right) \right]^2 + \lambda^2 \left[\frac{\dot{\phi}}{a} + \frac{\phi}{a} \left(\dot{\sigma} + \frac{\dot{\lambda}}{\lambda} \right) \right]^2 + \frac{g^2 \phi^4}{2a^4} \frac{2 + \lambda^6}{\lambda^2}, \quad (81)$$

and $p_{\text{YM}} = \rho_{\text{YM}}/3$. For the κ -term, we have $p_\kappa = -\rho_\kappa$ with ρ_κ given by Eq. (8) meaning that this term does not introduce anisotropies in the energy tensor.

The corresponding Friedmann equations are

$$3m_{\text{P}}^2 (H^2 - \dot{\sigma}^2) = \rho_{\text{YM}} + \rho_\kappa + \rho_r + \rho_m, \quad (82)$$

$$m_{\text{P}}^2 (\dot{H} + 3\dot{\sigma}^2) = - \left[\frac{2}{3} \rho_{\text{YM}} + \frac{2}{3} \rho_r + \frac{1}{2} \rho_m \right], \quad (83)$$

$$m_{\text{P}}^2 (\ddot{\sigma} + 3H\dot{\sigma}) = \frac{1}{3\lambda^4} \left[\frac{\dot{\phi}}{a} - 2\frac{\phi}{a} \left(\dot{\sigma} + \frac{\dot{\lambda}}{\lambda} \right) \right]^2 - \frac{g^2 \phi^4}{3a^4} \frac{1 - \lambda^6}{\lambda^2} - \frac{\lambda^2}{3} \left[\frac{\dot{\phi}}{a} + \frac{\phi}{a} \left(\dot{\sigma} + \frac{\dot{\lambda}}{\lambda} \right) \right]^2. \quad (84)$$

The axial ansatz in the equations of motion for the gauge field components yields to two related equations given by

$$0 = \frac{\ddot{\phi}}{a} \left[1 + \frac{1}{3} \kappa g^2 \frac{\phi^4}{a^4} \frac{2 + \lambda^6}{\lambda^2} \right] + H \frac{\dot{\phi}}{a} \left[1 - \kappa g^2 \frac{\phi^4}{a^4} \frac{2 + \lambda^6}{\lambda^2} \right] - 2\frac{\phi}{a} \left(\dot{\sigma}^2 - \frac{\dot{\lambda}^2}{\lambda^2} \right) + \frac{2}{3} \frac{g^2 \phi^3}{a^3} \frac{1 + 2\lambda^6}{\lambda^4} + \frac{2}{3} \kappa g^2 \frac{\phi^3 \dot{\phi}^2}{a^5} \frac{2 + \lambda^6}{\lambda^2}, \quad (85)$$

and

$$0 = \frac{\ddot{\lambda}}{\lambda} + 2\frac{\dot{\phi}}{\phi} \frac{\dot{\lambda}}{\lambda} + \ddot{\sigma} - \dot{\sigma}^2 + H \left(\dot{\sigma} + \frac{\dot{\lambda}}{\lambda} \right) + \frac{g^2 \phi^2}{a^2} \frac{1 + \lambda^6}{\lambda^4} + \frac{\ddot{\phi}}{\phi} \left(1 + \kappa g^2 \frac{\phi^4}{\lambda^2 a^4} \right) + \frac{H \dot{\phi}}{\phi} \left(1 - 3\kappa g^2 \frac{\phi^4}{\lambda^2 a^4} \right). \quad (86)$$

The value of the present shear is constrained to be $|\Sigma_0| \leq \mathcal{O}(0.001)$ [66, 70]. More restricted bounds are expected from future observational missions like Euclid [87]. Since observations rule out high anisotropies, we are interested in anisotropic solutions near to the isotropic solutions obtained in the last section. Therefore, we rewrite the system using the same expansion variables defined in Eqs. (14) and (54). The dynamical

degrees of freedom involving the anisotropy in the gauge field and the background are encoded in the variables

$$l \equiv \lambda^2, \quad s \equiv \frac{\dot{\lambda}}{\lambda H}, \quad \Sigma \equiv \frac{\dot{\sigma}}{H}, \quad (87)$$

such that, the isotropic limit corresponds to $l = 1$, $s = 0$ and $\Sigma = 0$. In this case, the dynamical systems technique provides an autonomous set very hard to deal with. We present the full system in Appendix B. Instead of looking for the fixed points of the whole system, we numerically integrate the system around the isotropic solutions found in the last section. Explicitly, we use the same initial conditions of the isotropic case, with $\omega_i = 0$, and assume that

$$l_i = 1 - 10^{-20}, \quad s_i = 10^{-20}, \quad (88)$$

at $z_r = 2.18 \times 10^8$, while Σ_i varies two orders of magnitude from a very small value. As seen in Fig. 13, even a small deviation from the initial conditions used in the isotropic model yields a non-negligible amount of anisotropy in the present Universe. The values obtained are within the observational bounds, explicitly we found $|\Sigma_0| < 5 \times 10^{-4}$.

The equation of state of dark energy is also modified by the anisotropy in the following way:

$$w_{\text{DE}} = \frac{p_{\text{DE}}}{\rho_{\text{DE}}} = \frac{1}{3} \frac{\Omega_{\text{YM}} - 3\Omega_{\kappa} + 3\Sigma^2}{\Omega_{\text{YM}} + \Omega_{\kappa} + \Sigma^2}, \quad (89)$$

where $\Omega_{\text{YM}} \equiv \rho_{\text{YM}}/3m_{\text{P}}^2 H^2$ and $\Omega_{\kappa} \equiv \rho_{\kappa}/3m_{\text{P}}^2 H^2$ are the density parameters for the Yang-Mills and κ -terms, respectively. However, since $\Sigma^2 \ll \Omega_{\kappa}, \Omega_{\text{YM}}$ during the whole expansion history, the contribution of the shear is always negligible in comparison to the other dark components and thus the changes are not noticeable. We want to stress that, although the asymptotic behaviour of the model remains unknown, this model could support a late-time anisotropic expansion observable nowadays. It is possible that the Universe lose its anisotropic hair in the future, as it is the case presented e.g. in Ref. [61]. We left a better exploration of the cosmological consequences of this model for a future work.

IV. CONCLUSIONS

In this paper, we studied non-Abelian gauge vector fields endowed with SU(2) group representation as the unique source of inflation and dark energy. In the inflationary scenario, it was shown that this primordial accelerated expansion can be driven solely by this kind of fields [43]. Since this model, known as gaugeflation, was ruled out by observations [65], several modifications to the original model have been proposed. In particular, the introduction of a mass term could ameliorate

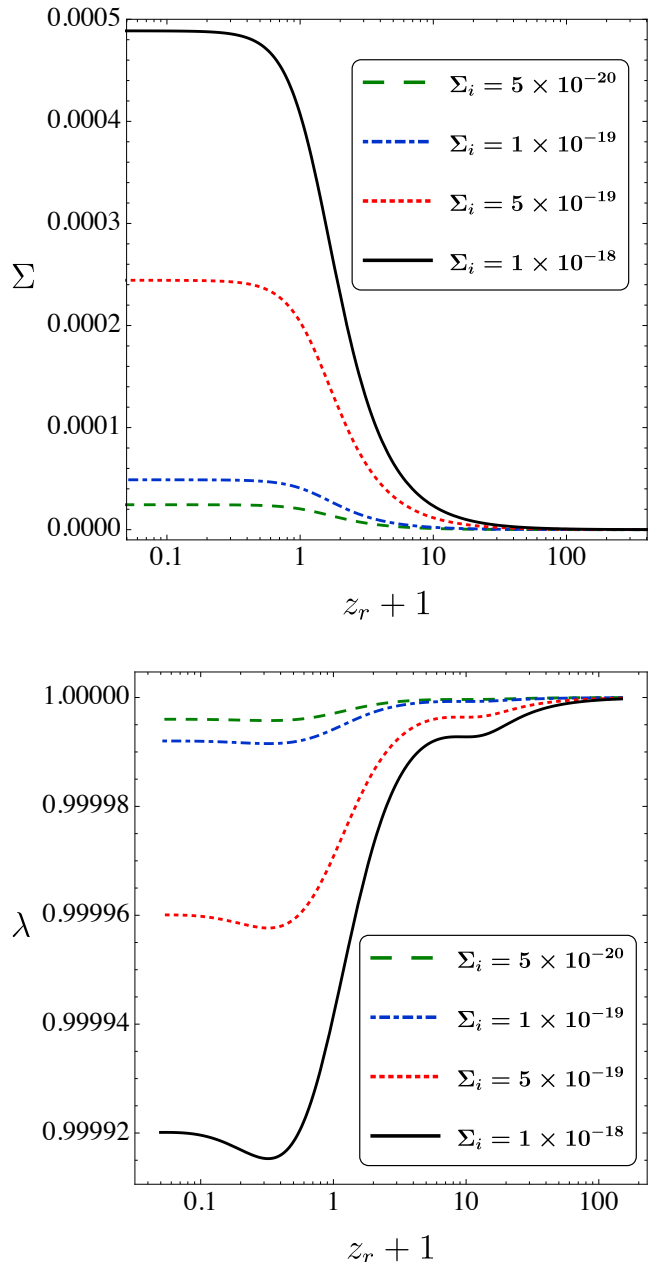


FIG. 13. Evolution at late times of the anisotropic degrees of freedom. The initial conditions were chosen in the deep radiation epoch, corresponding to the same ones used in the isotropic model with $l = 1 - 10^{-20}$ and $s = 10^{-20}$, while Σ varies. Even a small deviation from the isotropic initial conditions yields to a non-negligible anisotropic contribution to the present Universe density budget.

the tension [52, 54]. However, in these previous works, only some particular inflationary trajectories were analyzed. Here, by using a dynamical system approach,

we have extended their results, finding the full available parameter space yielding to slow-roll inflationary solutions. We realized that slow-roll inflation is a saddle point in the phase space and thus this model provides a natural mechanism to end the inflationary period. We also found that the inclusion of the mass term increases the length of the slow-roll phase, instead of reducing it as claimed in Ref. [52]. This reduction is because the authors of Ref. [52] ignored the relation between the parameters γ_i and ω_i given by the Friedmann constraint, once the other initial conditions have been set. Hence an increase in ω_i implied an increase in the speed of the gauge field $\dot{\psi}_i$ yielding to a drastic reduction in the number of e -folds. Thereafter, we remark that our conclusion could modify the results obtained in Ref. [54] where the linear treatment of the model was worked out. For example, the relation between γ_i and ω_i changes the results of n_{scal}/ϵ (see Fig. 6). To respond to this query, we plan to make a full treatment of perturbations for the massive case in a future work.

Regarding the late-time accelerated expansion, we were able to show that the dark energy domination period is the only physical attractor of the theory, and thus confirming the results in Ref. [56] where only some particular sets of initial conditions and parameters were studied. We also generalized the model of Ref. [56] by introducing a mass term to the dynamics. We found that this term yields to new behaviors in the equation of state of dark energy w_{DE} . For instance, some peculiar peaks around the redshift $z_r = 10$ were observed (see Fig. 12). By noting that the gauge field acquires a constant magnitude in the attractor point, we studied the same action but in a homogeneous and anisotropic axially symmetrical Bianchi-I background. The dynamical system of the model is very cumbersome (see Appendix B) hence we opted for numerical integration of the autonomous set. Since observations rule out high anisotropies [66, 70] we set the initial conditions near to the isotropic solutions. We found that, starting from a high isotropic Universe, the gauge field can support a late-time anisotropic expansion, given that the spatial shear evaluated today is within the observational bounds. A more rigorous treatment on anisotropic models of dark energy driven for non-Abelian gauge fields is left for future works.

ACKNOWLEDGEMENTS

This work was supported by the following grants: Vicerrectoría de Investigaciones – Universidad del Valle Grant No. 71220, and Vicerrectoría de Ciencia, Tecnología, e Innovación – Universidad Antonio Nariño Grants No. 2019248 and No. 2019101. The authors want to thank Yeinzon Rodríguez and Carlos Nieto for

useful discussions.

Appendix A: Effect of the Mass Term on the Length of Inflation

In Sec. II B, we studied the effect that the mass term has on the length of the inflationary period, showing that an increase in the mass implies an increase in the expected number of e -folds. We reached that conclusion after analyzing the behaviour of N with respect to the mass parameter ω (see Fig. 4). Here, we write N explicitly in terms of m .

By fixing the parameters (g and κ) and the initial values for the field (ψ_i and $\dot{\psi}_i$), the Friedmann equation (9) becomes a quadratic equation for the Hubble parameter, H_i , in terms of m

$$3m_{\text{P}}^2 H_i^2 = \frac{3}{2} \left[(\psi_i H_i + \dot{\psi}_i)^2 + g^2 \psi_i^4 + \kappa g^2 \psi_i^4 (\psi_i H_i + \dot{\psi}_i)^2 + m^2 \psi_i^2 \right] \quad (\text{A1})$$

Having H_i in terms of m , i.e. $H_i = H_i(m)$, we can write the parameters of the model in terms solely of m . The slow-roll parameter in Eq. (19) is

$$\epsilon_i(m) = \left(\psi_i + \frac{\dot{\psi}_i}{H_i(m)} \right)^2 + \frac{g^2 \psi_i^4}{H_i^2(m)} + \frac{m^2 \psi_i^2}{2H_i^2(m)}, \quad (\text{A2})$$

while the parameters γ_i and ω_i in Eqs. (21) and (22) are

$$\gamma_i(m) = \frac{g^2 \psi_i^2}{H_i^2(m)}, \quad \omega_i(m) = \frac{m^2}{H_i^2(m)}. \quad (\text{A3})$$

Therefore, the approximated number of e -folds,

$$N(m) \approx \frac{1 + \gamma_i + \omega_i/2}{2\epsilon_i} \ln \left(\frac{1 + \gamma_i + \omega_i/2}{\gamma_i + \omega_i/2} \right), \quad (\text{A4})$$

can be expressed as a function of the mass, and thus the effect of m on the length of inflation can be isolated.

As an example, let us assume that

$$g = 2.5 \times 10^{-3}, \quad \kappa = 1.733 \times 10^{14},$$

$$\psi_i = 0.035, \quad \dot{\psi}_i = 0. \quad (\text{A5})$$

For this particular set of parameters and initial conditions, the solution of the quadratic equation (A1) gives

$$H_i \approx \sqrt{1.2 \times 10^{-9} m_{\text{P}}^2 + 0.16 m^2}, \quad (\text{A6})$$

Supposing that the energy scale of inflation is $H_i < 5 \times 10^{-5} m_{\text{P}}$, the mass is bounded to be

$$0 \leq m \lesssim 9 \times 10^{-5} m_{\text{P}}. \quad (\text{A7})$$

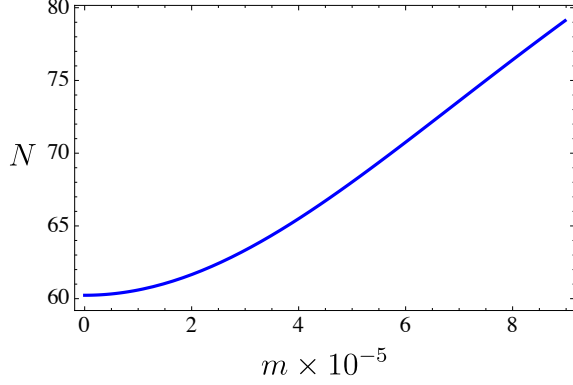


FIG. 14. Number of e -folds in function of m . The mass term increases the length of the inflationary phase.

In Fig. 14, we plot the expected number of e -folds in terms of the mass of the field. From this figure, it is clear the effect that the mass term has on the model: it increases the length of the inflationary phase.

Appendix B: Anisotropic Dark Energy: Autonomous System

We present the full autonomous system obtained from the expansion variables $x, y, z, \Omega_r, \Sigma, l$ and s .

$$x' = xq + p, \quad (\text{B1})$$

$$y' = y \left(2\frac{x}{z} + q - 1 \right), \quad (\text{B2})$$

$$z' = x - z, \quad (\text{B3})$$

$$\Omega_r' = 2\Omega_r (q - 1), \quad (\text{B4})$$

$$\Sigma' = \Sigma(q + 1) + u, \quad (\text{B5})$$

$$l' = 2ls, \quad (\text{B6})$$

$$s' = s(q + 1) - s^2 + v, \quad (\text{B7})$$

where the deceleration parameter has the form

$$q = \frac{1}{2} \left(1 + \frac{1}{3l^2} [x - 2z(\Sigma + s)]^2 + y^2 \frac{2 + l^3}{3l} + 3\Sigma^2 + \frac{2}{3}l[x + z(\Sigma + s)]^2 - 12\alpha x^2 z^4 + \Omega_r \right) \quad (\text{B8})$$

and the functions

$$p \equiv \frac{1}{\sqrt{2}M_{\text{pl}}} \frac{\ddot{\phi}}{aH^2}, \quad u \equiv \frac{\ddot{\sigma}}{H^2}, \quad v \equiv \frac{\ddot{\lambda}}{\lambda H^2} \quad (\text{B9})$$

obey the equations

$$0 = p \left[1 + \frac{4}{3}\alpha z^4 \frac{2 + l^3}{l} \right] + x \left[1 - 4\alpha z^4 \frac{2 + l^3}{l} \right] + \frac{8}{3}\alpha x^2 z^3 \frac{2 + l^3}{l} + \frac{2}{3} \frac{y^2}{z} \frac{1 + 2l^3}{l^2} - 2z(\Sigma^2 - s^2), \quad (\text{B10})$$

$$u = \frac{2}{3l^2} [x - 2z(\Sigma + s)]^2 - \frac{2}{3}l[x + z(\Sigma + s)]^2 - \frac{2}{3}y^2 \frac{1 - l^3}{l} - 3\Sigma, \quad (\text{B11})$$

and

$$0 = v + 2\frac{x}{z}s + u - \Sigma^2 + \Sigma + s + \frac{p}{z} \left(1 + 4\alpha \frac{z^4}{l} \right) + \frac{x}{z} \left(1 - 12\alpha \frac{z^4}{l} \right) + \frac{y^2}{z^2} \frac{1 + l^3}{l^2} + 8\alpha \frac{x^2 z^3}{l}. \quad (\text{B12})$$

-
- [1] A. R. Liddle and D. H. Lyth, *Cosmological Inflation and Large-Scale Structure*. Cambridge University Press, New York, 2000.
- [2] **Planck** Collaboration, Y. Akrami *et al.*, “Planck 2018 results. X. Constraints on inflation,” [arXiv:1807.06211 \[astro-ph.CO\]](#).
- [3] N. E. Groeneboom, L. Ackerman, I. K. Wehus, and H. K. Eriksen, “Bayesian analysis of an anisotropic universe model: systematics and polarization,” *Astrophys. J.* **722** (2010) 452–459, [arXiv:0911.0150 \[astro-ph.CO\]](#).
- [4] J. Kim and E. Komatsu, “Limits on anisotropic inflation from the Planck data,” *Phys. Rev. D* **88** (2013) 101301, [arXiv:1310.1605 \[astro-ph.CO\]](#).
- [5] S. R. Ramazanov and G. Rubtsov, “Constraining anisotropic models of the early Universe with WMAP9 data,” *Phys. Rev. D* **89** no. 4, (2014) 043517, [arXiv:1311.3272 \[astro-ph.CO\]](#).
- [6] D. J. Schwarz, C. J. Copi, D. Huterer, and G. D. Starkman, “CMB Anomalies after Planck,” *Class. Quant. Grav.* **33** no. 18, (2016) 184001, [arXiv:1510.07929 \[astro-ph.CO\]](#).
- [7] L. Perivolaropoulos, “Large Scale Cosmological Anomalies and Inhomogeneous Dark Energy,” *Galaxies* **2** (2014) 22–61, [arXiv:1401.5044 \[astro-ph.CO\]](#).
- [8] **Planck** Collaboration, P. Ade *et al.*, “Planck 2015 results. XVI. Isotropy and statistics of the CMB,” *Astron. Astrophys.* **594** (2016) A16, [arXiv:1506.07135 \[astro-ph.CO\]](#).
- [9] S. Perlmutter *et al.*, “Measurements of Ω and Λ from 42 High-Redshift Supernovae,” *Astrophys. J.* **517** no. 2, (1999) 565.

- <http://stacks.iop.org/0004-637X/517/i=2/a=565>.
- [10] A. G. Riess *et al.*, “Observational Evidence from Supernovae for an Accelerating Universe and a Cosmological Constant,” *The Astronomical Journal* **116** no. 3, (1998) 1009.
<http://stacks.iop.org/1538-3881/116/i=3/a=1009>.
- [11] L. Amendola and S. Tsujikawa, *Dark Energy*. Cambridge University Press, New York, 2015.
<http://www.cambridge.org/academic/subjects/physics/cosmology-relativity-and-gravitation/dark-energy-theory-and-observations?format=PB&isbn=9781107453982>.
- [12] J. Martin, “Everything You Always Wanted To Know About The Cosmological Constant Problem (But Were Afraid To Ask),” *Comptes Rendus Physique* **13** (2012) 566–665, [arXiv:1205.3365](https://arxiv.org/abs/1205.3365) [[astro-ph.CO](#)].
- [13] S. Weinberg, “The Cosmological Constant Problem,” *Rev. Mod. Phys.* **61** (1989) 1–23.
- [14] A. G. Riess *et al.*, “A 2.4% Determination of the Local Value of the Hubble Constant,” *Astrophys. J.* **826** no. 1, (2016) 56, [arXiv:1604.01424](https://arxiv.org/abs/1604.01424) [[astro-ph.CO](#)].
- [15] A. G. Riess, S. Casertano, W. Yuan, L. M. Macri, and D. Scolnic, “Large Magellanic Cloud Cepheid Standards Provide a 1% Foundation for the Determination of the Hubble Constant and Stronger Evidence for Physics beyond Λ CDM,” *Astrophys. J.* **876** no. 1, (2019) 85, [arXiv:1903.07603](https://arxiv.org/abs/1903.07603) [[astro-ph.CO](#)].
- [16] R.-Y. Guo, J.-F. Zhang, and X. Zhang, “Can the H_0 tension be resolved in extensions to Λ CDM cosmology?,” *JCAP* **1902** (2019) 054, [arXiv:1809.02340](https://arxiv.org/abs/1809.02340) [[astro-ph.CO](#)].
- [17] E. J. Copeland, M. Sami, and S. Tsujikawa, “Dynamics of dark energy,” *Int. J. Mod. Phys. D* **15** (2006) 1753–1936, [arXiv:hep-th/0603057](https://arxiv.org/abs/hep-th/0603057).
- [18] S. Tsujikawa, “Dark energy: investigation and modeling,” [arXiv:1004.1493](https://arxiv.org/abs/1004.1493) [[astro-ph.CO](#)].
- [19] J. Yoo and Y. Watanabe, “Theoretical Models of Dark Energy,” *Int. J. Mod. Phys. D* **21** (2012) 1230002, [arXiv:1212.4726](https://arxiv.org/abs/1212.4726) [[astro-ph.CO](#)].
- [20] E. Dimastrogiovanni, N. Bartolo, S. Matarrese, and A. Riotto, “Non-Gaussianity and Statistical Anisotropy from Vector Field Populated Inflationary Models,” *Advances in Astronomy* **2010** (2010) 1–21.
<http://dx.doi.org/10.1155/2010/752670>.
- [21] A. Maleknejad, M. M. Sheikh-Jabbari, and J. Soda, “Gauge Fields and Inflation,” *Phys. Rept.* **528** (2013) 161–261, [arXiv:1212.2921](https://arxiv.org/abs/1212.2921) [[hep-th](#)].
- [22] J. Soda, “Statistical Anisotropy from Anisotropic Inflation,” *Class. Quant. Grav.* **29** (2012) 083001, [arXiv:1201.6434](https://arxiv.org/abs/1201.6434) [[hep-th](#)].
- [23] L. Heisenberg, “A systematic approach to generalisations of General Relativity and their cosmological implications,” *Phys. Rept.* **796** (2019) 1–113, [arXiv:1807.01725](https://arxiv.org/abs/1807.01725) [[gr-qc](#)].
- [24] M. Shiraishi, E. Komatsu, M. Peloso, and N. Barnaby, “Signatures of anisotropic sources in the squeezed-limit bispectrum of the cosmic microwave background,” *JCAP* **05** (2013) 002, [arXiv:1302.3056](https://arxiv.org/abs/1302.3056) [[astro-ph.CO](#)].
- [25] N. Bartolo, A. Kehagias, M. Liguori, A. Riotto, M. Shiraishi, and V. Tansella, “Detecting higher spin fields through statistical anisotropy in the CMB and galaxy power spectra,” *Phys. Rev. D* **97** no. 2, (2018) 023503, [arXiv:1709.05695](https://arxiv.org/abs/1709.05695) [[astro-ph.CO](#)].
- [26] A. Moradinezhad Dizgah, H. Lee, J. B. Muñoz, and C. Dvorkin, “Galaxy Bispectrum from Massive Spinning Particles,” *JCAP* **05** (2018) 013, [arXiv:1801.07265](https://arxiv.org/abs/1801.07265) [[astro-ph.CO](#)].
- [27] G. Franciolini, A. Kehagias, A. Riotto, and M. Shiraishi, “Detecting higher spin fields through statistical anisotropy in the CMB bispectrum,” *Phys. Rev. D* **98** no. 4, (2018) 043533, [arXiv:1803.03814](https://arxiv.org/abs/1803.03814) [[astro-ph.CO](#)].
- [28] A. Moradinezhad Dizgah, G. Franciolini, A. Kehagias, and A. Riotto, “Constraints on long-lived, higher-spin particles from galaxy bispectrum,” *Phys. Rev. D* **98** no. 6, (2018) 063520, [arXiv:1805.10247](https://arxiv.org/abs/1805.10247) [[astro-ph.CO](#)].
- [29] L. Bordin and G. Cabass, “Probing higher-spin fields from inflation with higher-order statistics of the CMB,” *JCAP* **06** (2019) 050, [arXiv:1902.09519](https://arxiv.org/abs/1902.09519) [[astro-ph.CO](#)].
- [30] T. S. Koivisto, D. F. Mota, and C. Pitrou, “Inflation from N-Forms and its stability,” *JHEP* **09** (2009) 092, [arXiv:0903.4158](https://arxiv.org/abs/0903.4158) [[astro-ph.CO](#)].
- [31] T. S. Koivisto and N. J. Nunes, “Inflation and dark energy from three-forms,” *Phys. Rev. D* **80** (2009) 103509, [arXiv:0908.0920](https://arxiv.org/abs/0908.0920) [[astro-ph.CO](#)].
- [32] T. S. Koivisto and N. J. Nunes, “Coupled three-form dark energy,” *Phys. Rev. D* **88** no. 12, (2013) 123512, [arXiv:1212.2541](https://arxiv.org/abs/1212.2541) [[astro-ph.CO](#)].
- [33] D. J. Mulryne, J. Noller, and N. J. Nunes, “Three-form inflation and non-Gaussianity,” *JCAP* **1212** (2012) 016, [arXiv:1209.2156](https://arxiv.org/abs/1209.2156) [[astro-ph.CO](#)].
- [34] K. Sravan Kumar, D. J. Mulryne, N. J. Nunes, J. Marto, and P. Vargas Moniz, “Non-Gaussianity in multiple three-form field inflation,” *Phys. Rev. D* **94** no. 10, (2016) 103504, [arXiv:1606.07114](https://arxiv.org/abs/1606.07114) [[astro-ph.CO](#)].
- [35] J. P. Beltrán Almeida, A. Guarnizo, and C. A. Valenzuela-Toledo, “Arbitrarily coupled p -forms in cosmological backgrounds,” *Class. Quant. Grav.* **37** no. 3, (2020) 035001, [arXiv:1810.05301](https://arxiv.org/abs/1810.05301) [[astro-ph.CO](#)].
- [36] J. P. B. Almeida, A. Guarnizo, R. Kase, S. Tsujikawa, and C. A. Valenzuela-Toledo, “Anisotropic inflation with coupled p -forms,” *JCAP* **03** (2019) 025, [arXiv:1901.06097](https://arxiv.org/abs/1901.06097) [[gr-qc](#)].
- [37] J. P. Beltrán Almeida, A. Guarnizo, R. Kase, S. Tsujikawa, and C. A. Valenzuela-Toledo, “Anisotropic 2-form dark energy,” *Phys. Lett. B* **793** (2019) 396–404, [arXiv:1902.05846](https://arxiv.org/abs/1902.05846) [[hep-th](#)].
- [38] A. Guarnizo, J. P. B. Almeida, and C. A. Valenzuela-Toledo, “ p -form quintessence: exploring dark energy of p -forms coupled to a scalar field,” in *15th Marcel Grossmann Meeting on Recent Developments in Theoretical and Experimental General Relativity, Astrophysics, and Relativistic Field Theories*. 10, 2019. [arXiv:1910.10499](https://arxiv.org/abs/1910.10499) [[gr-qc](#)].

- [39] J. P. B. Almeida, A. Guarnizo, L. Heisenberg, C. A. Valenzuela-Toledo, and J. Zosso, “Topological mass generation and 2-forms,” *Phys. Rev. D* **102** no. 6, (2020) 063521, [arXiv:2003.11736 \[hep-th\]](#).
- [40] H. Emoto, Y. Hosotani, and T. Kubota, “Cosmology in the Einstein electroweak theory and magnetic fields,” *Prog. Theor. Phys.* **108** (2002) 157–183, [arXiv:hep-th/0201141](#).
- [41] Y. Hosotani, H. Emoto, and T. Kubota, “Cosmic solutions in the Einstein-Weinberg-Salam theory and the generation of large electric and magnetic fields,” *Nucl. Phys. B Proc. Suppl.* **117** (2003) 139, [arXiv:hep-ph/0209112](#).
- [42] A. Maleknejad and M. M. Sheikh-Jabbari, “Gauge-flation: Inflation From Non-Abelian Gauge Fields,” *Phys. Lett. B* **723** (2013) 224–228, [arXiv:1102.1513 \[hep-ph\]](#).
- [43] A. Maleknejad and M. M. Sheikh-Jabbari, “Non-Abelian Gauge Field Inflation,” *Phys. Rev. D* **84** (2011) 043515, [arXiv:1102.1932 \[hep-ph\]](#).
- [44] A. Maleknejad, M. Sheikh-Jabbari, and J. Soda, “Gauge-flation and Cosmic No-Hair Conjecture,” *JCAP* **01** (2012) 016, [arXiv:1109.5573 \[hep-th\]](#).
- [45] K. Murata and J. Soda, “Anisotropic Inflation with Non-Abelian Gauge Kinetic Function,” *JCAP* **06** (2011) 037, [arXiv:1103.6164 \[hep-th\]](#).
- [46] A. Maleknejad, M. Noorbala, and M. Sheikh-Jabbari, “Leptogenesis in inflationary models with non-Abelian gauge fields,” *Gen. Rel. Grav.* **50** no. 9, (2018) 110, [arXiv:1208.2807 \[hep-th\]](#).
- [47] A. Maleknejad and M. Zarei, “Slow-roll trajectories in Chromo-Natural and Gauge-flation Models, an exhaustive analysis,” *Phys. Rev. D* **88** (2013) 043509, [arXiv:1212.6760 \[hep-th\]](#).
- [48] P. Adshead and M. Wyman, “Chromo-Natural Inflation: Natural inflation on a steep potential with classical non-Abelian gauge fields,” *Phys. Rev. Lett.* **108** (2012) 261302, [arXiv:1202.2366 \[hep-th\]](#).
- [49] A. Maleknejad and E. Erfani, “Chromo-Natural Model in Anisotropic Background,” *JCAP* **03** (2014) 016, [arXiv:1311.3361 \[hep-th\]](#).
- [50] M. Rinaldi, “Higgs Dark Energy,” *Class. Quant. Grav.* **32** (2015) 045002, [arXiv:1404.0532 \[astro-ph.CO\]](#).
- [51] M. Rinaldi, “Dark energy as a fixed point of the Einstein Yang-Mills Higgs Equations,” *JCAP* **1510** no. 10, (2015) 023, [arXiv:1508.04576 \[gr-qc\]](#).
- [52] C. M. Nieto and Y. Rodríguez, “Massive Gauge-flation,” *Mod. Phys. Lett. A* **31** no. 21, (2016) 1640005, [arXiv:1602.07197 \[gr-qc\]](#).
- [53] P. Adshead, E. Martinec, E. I. Sfakianakis, and M. Wyman, “Higgsed Chromo-Natural Inflation,” *JHEP* **12** (2016) 137, [arXiv:1609.04025 \[hep-th\]](#).
- [54] P. Adshead and E. I. Sfakianakis, “Higgsed Gauge-flation,” *JHEP* **08** (2017) 130, [arXiv:1705.03024 \[hep-th\]](#).
- [55] Y. Rodríguez and A. A. Navarro, “Non-Abelian S -term dark energy and inflation,” *Phys. Dark Univ.* **19** (2018) 129–136, [arXiv:1711.01935 \[gr-qc\]](#).
- [56] A. Mehrabi, A. Maleknejad, and V. Kamali, “Gaugessence: a dark energy model with early time radiation-like equation of state,” *Astrophys. Space Sci.* **362** no. 3, (2017) 53, [arXiv:1510.00838 \[astro-ph.CO\]](#).
- [57] M. Álvarez, J. B. Orjuela-Quintana, Y. Rodríguez, and C. A. Valenzuela-Toledo, “Einstein Yang–Mills Higgs dark energy revisited,” *Class. Quant. Grav.* **36** no. 19, (2019) 195004, [arXiv:1901.04624 \[gr-qc\]](#).
- [58] L. G. Gómez and Y. Rodríguez, “Stability Conditions in the Generalized SU(2) Proca Theory,” *Phys. Rev. D* **100** no. 8, (2019) 084048, [arXiv:1907.07961 \[gr-qc\]](#).
- [59] I. Wolfson, A. Maleknejad, and E. Komatsu, “How attractive is the isotropic attractor solution of axion-SU(2) inflation?,” [arXiv:2003.01617 \[gr-qc\]](#).
- [60] L. G. Gomez and Y. Rodriguez, “Coupled Multi-Proca Vector Dark Energy,” [arXiv:2004.06466 \[gr-qc\]](#).
- [61] J. B. Orjuela-Quintana, M. Alvarez, C. A. Valenzuela-Toledo, and Y. Rodriguez, “Anisotropic Einstein Yang-Mills Higgs Dark Energy,” [arXiv:2006.14016 \[gr-qc\]](#).
- [62] M. Sheikh-Jabbari, “Gauge-flation Vs Chromo-Natural Inflation,” *Phys. Lett. B* **717** (2012) 6–9, [arXiv:1203.2265 \[hep-th\]](#).
- [63] R. C. G. Landim, “Dynamical analysis for a vector-like dark energy,” *Eur. Phys. J. C* **76** no. 9, (2016) 480, [arXiv:1605.03550 \[hep-th\]](#).
- [64] Planck Collaboration, P. A. R. Ade *et al.*, “Planck 2013 results. XXII. Constraints on inflation,” *Astron. Astrophys.* **571** (2014) A22, [arXiv:1303.5082 \[astro-ph.CO\]](#).
- [65] R. Namba, E. Dimastrogiovanni, and M. Peloso, “Gauge-flation confronted with Planck,” *JCAP* **1311** (2013) 045, [arXiv:1308.1366 \[astro-ph.CO\]](#).
- [66] L. Campanelli, P. Cea, G. Fogli, and A. Marrone, “Testing the Isotropy of the Universe with Type Ia Supernovae,” *Phys. Rev. D* **83** (2011) 103503, [arXiv:1012.5596 \[astro-ph.CO\]](#).
- [67] I. Antoniou and L. Perivolaropoulos, “Searching for a Cosmological Preferred Axis: Union2 Data Analysis and Comparison with Other Probes,” *JCAP* **12** (2010) 012, [arXiv:1007.4347 \[astro-ph.CO\]](#).
- [68] W. Zhao and L. Santos, “Preferred axis in cosmology,” *The Universe* no. 3, (2015) 9–33, [arXiv:1604.05484 \[astro-ph.CO\]](#).
- [69] A. Salehi and M. R. Setare, “Searching for Cosmological Preferred Axis using cosmographic approach,” *Gen. Rel. Grav.* **49** no. 12, (2017) 147, [arXiv:1603.02659 \[gr-qc\]](#).
- [70] H. Amirhashchi and S. Amirhashchi, “Constraining Bianchi Type I Universe With Type Ia Supernova and $H(z)$ Data,” *Phys. Dark Univ.* **29** (2020) 100557, [arXiv:1802.04251 \[astro-ph.CO\]](#).
- [71] Planck Collaboration, P. Ade *et al.*, “Planck 2015 results. XIII. Cosmological parameters,” *Astron. Astrophys.* **594** (2016) A13, [arXiv:1502.01589 \[astro-ph.CO\]](#).
- [72] M. C. Bento, O. Bertolami, P. V. Moniz, J. M. Mourao, and P. M. Sa, “On the cosmology of massive vector fields with SO(3) global symmetry,” *Class. Quant. Grav.* **10** (1993) 285–298,

- [arXiv:gr-qc/9302034](#) [gr-qc].
- [73] J. Wainwright and G. F. R. Ellis, *Dynamical Systems in Cosmology*. Cambridge University Press, New York, 2009.
- [74] M. Karčiauskas, “Dynamical Analysis of Anisotropic Inflation,” *Mod. Phys. Lett. A* **31** no. 21, (2016) 1640002, [arXiv:1604.00269](#) [gr-qc].
- [75] J. F. Rodriguez and Y. Rodriguez, “Analysis of Vector-Inflation Models Using Dynamical Systems,” *Nucl. Part. Phys. Proc.* **267-269** (2015) 257–259, [arXiv:1504.02433](#) [gr-qc].
- [76] V. K. Oikonomou, “Autonomous dynamical system approach for inflationary Gauss–Bonnet modified gravity,” *Int. J. Mod. Phys. D* **27** no. 05, (2018) 1850059, [arXiv:1711.03389](#) [gr-qc].
- [77] WMAP Collaboration, E. Komatsu *et al.*, “Seven-Year Wilkinson Microwave Anisotropy Probe (WMAP) Observations: Cosmological Interpretation,” *Astrophys. J. Suppl.* **192** (2011) 18, [arXiv:1001.4538](#) [astro-ph.CO].
- [78] Planck Collaboration, P. Ade *et al.*, “Planck 2015 results. XIV. Dark energy and modified gravity,” *Astron. Astrophys.* **594** (2016) A14, [arXiv:1502.01590](#) [astro-ph.CO].
- [79] A. A. Coley, *Dynamical systems and cosmology*, vol. 291. Kluwer, Dordrecht, Netherlands, 2003.
- [80] R. Bean, S. H. Hansen, and A. Melchiorri, “Early universe constraints on a primordial scaling field,” *Phys. Rev. D* **64** (2001) 103508, [arXiv:astro-ph/0104162](#) [astro-ph].
- [81] L. Visinelli, “(Non-)thermal production of WIMPs during kination,” *Symmetry* **10** no. 11, (2018) 546, [arXiv:1710.11006](#) [astro-ph.CO].
- [82] D. Bettoni and J. Rubio, “Quintessential Affleck-Dine baryogenesis with non-minimal couplings,” *Phys. Lett. B* **784** (2018) 122–129, [arXiv:1805.02669](#) [astro-ph.CO].
- [83] D. Bettoni, G. Domènech, and J. Rubio, “Gravitational waves from global cosmic strings in quintessential inflation,” *JCAP* **02** (2019) 034, [arXiv:1810.11117](#) [astro-ph.CO].
- [84] K. Dimopoulos and T. Markkanen, “Non-minimal gravitational reheating during kination,” *JCAP* **1806** no. 06, (2018) 021, [arXiv:1803.07399](#) [gr-qc].
- [85] D. Bettoni and J. Rubio, “Hubble-induced phase transitions: Walls are not forever,” *JCAP* **01** (2020) 002, [arXiv:1911.03484](#) [astro-ph.CO].
- [86] T. Opferkuch, P. Schwaller, and B. A. Stefanek, “Ricci Reheating,” *JCAP* **1907** no. 07, (2019) 016, [arXiv:1905.06823](#) [gr-qc].
- [87] L. Amendola *et al.*, “Cosmology and fundamental physics with the Euclid satellite,” *Living Rev. Rel.* **21** no. 1, (2018) 2, [arXiv:1606.00180](#) [astro-ph.CO].