

Gap inversion in quasi-one-dimensional Andreev crystals

Mikel Rouco,^{1,*} F. Sebastian Bergeret,^{1,2,†} and Ilya V. Tokatly^{3,4,2,‡}

¹*Centro de Física de Materiales (CFM-MPC), Centro Mixto CSIC-UPV/EHU, Manuel de Lardizabal 5, E-20018 San Sebastián, Spain*

²*Donostia International Physics Center (DIPC), Manuel de Lardizabal 4, E-20018 San Sebastian, Spain*

³*Nano-Bio Spectroscopy group, Departamento Física de Materiales, Universidad del País Vasco, Av. Tolosa 72, E-20018 San Sebastián, Spain*

⁴*IKERBASQUE, Basque Foundation for Science, E48011 Bilbao, Spain*

(Dated: September 14, 2020)

We study a periodic arrangement of magnetic regions in a quasi-one-dimensional superconducting wire. Due to the local exchange field, each region supports Andreev bound states that hybridize forming Bloch bands in the subgap spectrum of what we call the Andreev crystal (AC). As an illustration, ACs with ferromagnetic and antiferromagnetic alignment of the magnetic regions are considered. We relate the spectral asymmetry index of a spin-resolved Hamiltonian to the spin polarization and identify it as the observable that quantifies the closing and reopening of the excitation gap. In particular, antiferromagnetic ACs exhibit a sequence of gapped phases separated by gapless Dirac phase boundaries. Heterojunctions between antiferromagnetic ACs in neighboring phases support spin-polarized bound states at the interface. In a close analogy to the charge fractionalization in Dirac systems with a mass inversion, we find a fractionalization of the interface spin.

I. INTRODUCTION

Non-magnetic impurities¹ in a superconductor do not modify substantially its spectrum. In contrast, a magnetic defect may lead to bound states localized around this region^{2–12}. The features of such bound states depend on the size of magnetic impurity and the strength of exchange interaction¹⁰. In a quasi-one-dimensional (quasi-1D) ballistic superconducting wire¹³ with a magnetic region one can distinguish two different limiting cases. In one case the magnetic exchange coupling is strong and concentrated at a point-like impurity, resulting into the appearance of two non-degenerate states within the superconducting gap with opposite energies with respect to the Fermi energy. These are the so-called Yu-Shiba-Rusinov (YSR) states^{2–4}. In the other limiting case the magnetic region has a finite size and the exchange energy is small compared to the Fermi energy. Electrons can go through the magnetic region without being back-scattered. Instead, they can only be reflected as holes via the Andreev reflection⁵. Such reflection events couple the electron- and hole-branches within each valley at the $\pm k_F$ points (see sketch in Fig. 1a) and induces two pairs of degenerate bound states in the superconducting gap with opposite energies, $\pm\epsilon_0$, known as Andreev bound states. This degeneracy can be lifted if the two Fermi valleys are coupled via back-scattering.

Whereas YSR-states are generated by magnetic impurities of atomic size, Andreev bound states can be found in ballistic mesoscopic magnetic regions^{10,14}. This latter case is well described from a semiclassical perspective¹⁵ in which electrons, crossing the magnetic region, accumulate a spin-dependent phase, $e^{i\sigma\Phi}$. Here $\Phi = \int \frac{dx}{\hbar v_F} h(x)$ is the phase accumulated for a collinear exchange field $h(x)$, the Fermi velocity is v_F , and $\sigma = \pm$ encodes the difference between spin up/down electrons. Holes accu-

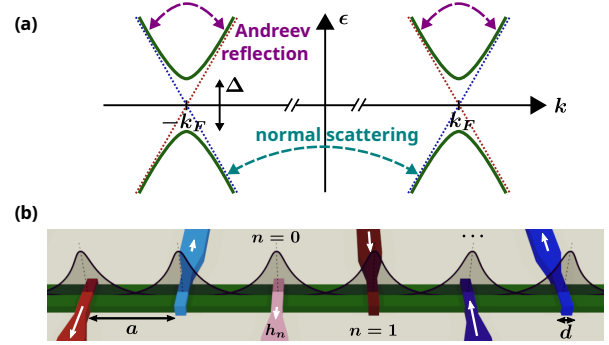


Figure 1. (a) Schematic drawing of the spectrum of a quasi-1D s-wave superconductor. The electron- (dashed blue line) and hole-branches (dashed red line) couple forming valleys (solid green line) and opening a gap equal to Δ at the Fermi surface. As sketched by the dashed arrows, Andreev reflections couple electron- and hole-branches within each valley, whereas normal back-scattering events couple quasiparticles at different valleys. (b) Sketch of a possible experimental realization of an Andreev crystal: A superconducting wire (in green) is contact to ferromagnetic fingers. The latter induce a local exchange field in the superconductor in the direction of the white arrows, strong enough to locally break the superconducting phase. The black curve above the structure represents the localized Andreev states bounded to each magnetic region which hybridize forming the Andreev bands.

mulate the same phase, but with opposite sign, $e^{-i\sigma\Phi}$.

When several impurities form a periodic chain, it is natural to expect that single-impurity bound states hybridize forming bands. Such bands have been widely studied in chains of magnetic atoms in the YSR-limit^{16–23}, mainly motivated by the appearance of topological phases that may host Majorana zero-modes on the endings of the wire. However, little attention has been

paid to chains of semiclassical magnetic impurities that can be, for example, realized in a mesoscopic superconducting wire connected to a periodic array of ferromagnetic electrodes, as sketched in Fig. 1b.

In this article we study these semiclassical chains, which we denote as *Andreev crystals* (ACs). We focus on AC with a collinear magnetization and analyze its spectral properties and possible quantum phases that emerges by changing the parameters of the chain. Phases are gapped and separated by gapless regions. We identify the total spin of the system as the observable which reveals these different phases. As discussed in section II, from a very general perspective, the spin is determined by the asymmetry index of the spin-resolved Hamiltonian, *i.e.* the difference between the number of states below and above the Fermi energy. In gapped systems this index, and hence the spin, can only change by closing the gap. In section III we focus on two types of ACs, ferromagnetic and antiferromagnetic chains, and determine the corresponding spectra. By changing the magnetic phase, Φ , we find gapped and gapless phases. In particular, antiferromagnetic ACs exhibit a sequence of gapped phases separated, at half-integer values of Φ/π , by gapless phase boundaries with Dirac points. In section IV we show that a hybrid system with two such semi-infinite antiferromagnetic ACs may exhibit spin-polarized bound states at the interface, which are similar to the states found in Dirac systems with a spatial mass inversion^{24–27}.

II. SPIN POLARIZATION IN SYSTEMS WITH COLLINEAR EXCHANGE FIELDS

We consider a quasi-1D s-wave superconductor²⁸ in the presence of a collinear exchange field, $\hat{h}(x) = \hat{\sigma}_z h(x)$, such that the spin along the z direction is a conserved quantity (here, $\hat{\sigma}_z$ stands for the third Pauli matrix). The Bogoliubov-de Gennes (BdG) Hamiltonian describing the system is block diagonal in spin with

$$\hat{H}_\sigma(x) = \hat{\tau}_3 \xi + \hat{\tau}_1 \Delta(x) - \sigma h(x). \quad (1)$$

Here, $\hat{\tau}_{i=1,2,3}$ are the Pauli matrices spanning the Nambu (electron-hole) space, $\hat{\xi}$ stands for the quasiparticle energy operator, $\Delta(x)$ describes the superconducting order parameter, and σ is the spin label²⁹. From the corresponding imaginary-frequency Green's functions (GFs), $\hat{G}_{\uparrow(\downarrow)}(\epsilon) = [i\epsilon - \hat{H}_{\uparrow(\downarrow)}]^{-1}$, one can compute the total spin polarization of the system at zero temperature:

$$S = \frac{\hbar}{4} \lim_{\tau \rightarrow 0} \text{Tr} \int \frac{d\epsilon}{2\pi} [\hat{G}_\uparrow(\epsilon) - \hat{G}_\downarrow(\epsilon)] e^{i\epsilon\tau}, \quad (2)$$

where the trace runs over the coordinate \otimes Nambu space. Since the spin-up and -down components of the Hamiltonian are related by the transformation $\hat{H}_\downarrow = -\hat{\tau}_2 \hat{H}_\uparrow \hat{\tau}_2$, then the GFs also fulfill that $\hat{G}_\downarrow(\epsilon) = -\hat{\tau}_2 \hat{G}_\uparrow(-\epsilon) \hat{\tau}_2$. Substituting this relation into Eq. (2) and using the cyclic

property of the trace we obtain:

$$\begin{aligned} \frac{2S}{\hbar} &= \frac{1}{2} \lim_{\tau \rightarrow 0} \text{Tr} \int \frac{d\epsilon}{2\pi} \left[\frac{1}{i\epsilon - \hat{H}_\uparrow} + \frac{1}{-i\epsilon - \hat{H}_\uparrow} \right] e^{i\epsilon\tau} \\ &= -\frac{1}{2} \lim_{\tau \rightarrow 0} \sum_n \text{sgn}(E_{n\uparrow}) e^{-|E_{n\uparrow}|\tau}, \end{aligned} \quad (3)$$

where $E_{n\uparrow}$ stands for the energy of the n -th eigenstate of the spin-up Hamiltonian. The expression in the last line corresponds to the difference between the number of states below and above the Fermi energy for a given spin projection, and it is known as the spectral asymmetry index, widely used in topology^{30–32}, quantum field theory and condensed matter physics^{33–37}. In a gapped system, an adiabatic deformation of the Hamiltonian can only change the value of this index by closing and reopening the gap. This precisely occurs in ACs, as we discuss next.

III. ANDREEV CRYSTALS

We define an AC as a periodic arrangement of semiclassical magnetic regions in a superconductor. In the following we consider a quasi-1D structure of collinear magnetic regions located at the points $X_n = an$, see Fig. 2, and assume that the lateral dimensions of the system are small enough to treat each conduction channel separately and that the width of the magnetic regions is much smaller than the superconducting coherence length. The latter allows to treat the magnetic regions in the semiclassical limit as point-like impurities with a strength proportional to the corresponding magnetic phase Φ_n , such that the BdG equation for a spin projection σ reads

$$\begin{aligned} \left[-i\nu\hbar v_F \hat{\tau}_3 \partial_x + \hat{\tau}_1 \Delta - \sigma \hbar v_F \sum_n \Phi_n \delta(x - X_n) \right] \Psi_{\nu\sigma}(x) \\ = \epsilon_{\nu\sigma} \Psi_{\nu\sigma}(x), \end{aligned} \quad (4)$$

where $\nu = \pm$ relates to the two electron-hole valleys at $\pm k_F$. The key feature of the semiclassical impurities is that quasiparticles do not back-scatter when traversing them, but only accumulate a phase,

$$\Psi_\sigma(X_n^R) = e^{i\sigma\tau_3\Phi_n} \Psi_\sigma(X_n^L). \quad (5)$$

Here, σ and τ_3 reflect the fact that the sign of the accumulated phase is different for spin up/down quasiparticles and for electrons/holes, respectively, and X_n^L (X_n^R) stands for the position of the left (right) interface of the n -th magnetic region. The delta functions in the first order differential equation shown in Eq. (4) are a shorthand notation of the boundary conditions introduced by the semiclassical impurities, Eq. (5). The absence of back scattering allows separate treatment of the two Fermi valleys, so that we can drop the ν index for brevity.

The general solution to Eq. (4) in the region between two neighboring impurities, $X_n < x < X_{n+1}$, reads

$$\Psi_\sigma(x) = B_{\sigma n+1}^+ e^{\frac{x-X_{n+1}}{\xi}} |+\rangle + B_{\sigma n}^- e^{-\frac{x-X_n}{\xi}} |-\rangle. \quad (6)$$

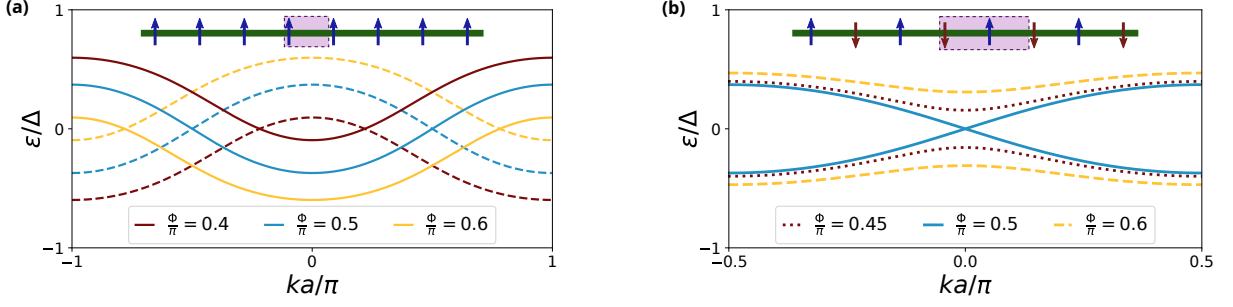


Figure 2. Spectrum of (a) ferromagnetic and (b) antiferromagnetic Andreev crystals for energies within the superconducting gap, different values of Φ and a fixed separation between impurities given by $e^{-a/\xi} = 0.2$. In panel (a) the solid (dashed) line corresponds to spin-up (-down) states. The insets are top views of the structure that show the unit cells as shaded regions.

Here $\xi \equiv \frac{\hbar v_F}{\sqrt{\Delta^2 - \epsilon^2}}$ is the superconducting coherence length, $B_{\sigma n}^{+(-)}$ is the amplitude of the contribution from the spinor that decays from the n -th magnetic region to the left (right), and

$$|\pm\rangle \equiv \frac{e^{\pm i\theta/2}}{\sqrt{2 \cos \theta}} \begin{pmatrix} 1 \\ \pm i e^{\mp i\theta} \end{pmatrix}, \quad (7)$$

where $e^{i\theta} \equiv \frac{\sqrt{\Delta^2 - \epsilon^2} + i\epsilon}{\Delta}$ is the Andreev factor. Applying the boundary conditions in Eq. (5) to this relations we obtain the equations for the B^\pm coefficients in Eq. (6), which can be recast into an effective tight binding model by keeping terms up to first order in $e^{-a/\xi}$. Specifically, in the limit where $e^{-a/\xi} \ll 1$, coefficients B^- at each site n can be related to B^+ as follows,

$$B_{\sigma n}^- \approx i\sigma \frac{\Delta \sin \Phi_n}{\sqrt{\Delta^2 - \epsilon^2}} B_{\sigma n}^+,$$

while the rescaled B^+ coefficients, $b_{\sigma n} \equiv \sin \Phi_n B_{\sigma n}^+$, satisfy a tight binding type eigenvalue problem,

$$(\sigma\omega_\sigma - \omega_{0n})b_{\sigma n} = t_{n+1}b_{\sigma n+1} + t_n b_{\sigma n-1}. \quad (8)$$

Here the effective eigenvalue $\omega_\sigma \equiv \frac{\epsilon_\sigma}{\sqrt{\Delta^2 - \epsilon_\sigma^2}}$ is a function of the physical energy ϵ_σ , $\omega_{0n} = \frac{\cos \Phi_n}{\sin \Phi_n}$ is the value of ω_σ at the energy $\epsilon_{0n} = \Delta \frac{|\sin \Phi_n|}{\tan \Phi_n}$ of the n -th single-impurity (spin-up) bound state^{5,14,15}, and $t_n \equiv -\frac{e^{-a/\xi}}{\sin \Phi_n}$ is the hopping amplitude. The expression in Eq. (8) is valid for any AC with arbitrary distribution of collinear magnetization. Here we focus on two cases that show rather different qualitative results: the ferromagnetic and antiferromagnetic ACs described by equal magnetic regions pointing in the same, $\Phi_n = \Phi$, or alternating, $\Phi_n = (-1)^n \Phi$, directions, respectively.

A. Ferromagnetic ACs with $\Phi_n = \Phi$

Ferromagnetic ACs are built by equal magnetic regions whose exchange field points in the same direction, and

are described by a unit cell containing a single magnetic region. The solution of Eq. (8) for such systems simply reads $b_{\sigma n} = e^{ikna}$ and $\omega_\sigma(k) = \sigma(\omega_0 + 2t \cos ka)$, where k is the Bloch momentum³⁸. Hence, the physical Andreev energy bands are

$$\frac{\epsilon_\sigma(k)}{\Delta} = \sigma \frac{\omega_0 + 2t \cos ka}{\sqrt{1 + (\omega_0 + 2t \cos ka)^2}}, \quad (9)$$

where t has to be evaluated at the energy of the single impurity level ϵ_0 . In Fig. 2b we show the resulting energy spectrum within the Brillouin zone, $-\pi/a < k < \pi/a$, for different values of Φ . It consists of two symmetric Andreev bands, one for each spin projection σ , centered at $\sigma\epsilon_0$. With increase of Φ the two bands overlap, but remain independent as they correspond to different spin projections. As long as there is a gap between the bands, variations of Φ do not modify the spectrum asymmetry and, thus, the spin polarization per unit cell remains unchanged [*cf.* Eq. (3)]. When the bands overlap the spin continuously increases with the further increase of Φ until the bands pass through each other and the gap reopens. After reopening the total spin change is $\hbar/2$ per Fermi valley (*i.e.*, \hbar in total).

B. Antiferromagnetic ACs with $\Phi_n = (-1)^n \Phi$

Antiferromagnetic ACs, formed by equal magnetic impurities with the direction of their exchange fields alternating between up and down along the z -axis, show some features of greater interest. In this case the unit cell contains two anti-aligned impurities (see the inset sketch in Fig. 2c) and it is convenient to rewrite Eq. (8) as follows:

$$(\sigma\omega_\sigma - \hat{\Omega}_0)C_{\sigma m} = \hat{T}C_{\sigma m-1} + \hat{T}^\dagger C_{\sigma m+1}, \quad (10)$$

where now $C_{\sigma m} \equiv [b_{\sigma 2m} \ b_{\sigma 2m+1}]^T$ is a spinor, and the matrices

$$\hat{\Omega}_0 = \begin{pmatrix} \omega_0 & t \\ t & -\omega_0 \end{pmatrix}, \quad \hat{T} = \begin{pmatrix} 0 & -t \\ 0 & 0 \end{pmatrix}, \quad (11)$$

correspond to the unit-cell Hamiltonian and the inter-cell hopping, respectively. Equation (10) describes a chain with diatomic unit cell and the dispersion relation, $\omega_\sigma = \pm\sqrt{\omega_0^2 + 4t^2 \sin^2 ka}$. This translates into the following Andreev bands

$$\frac{\epsilon_\sigma(k)}{\Delta} = \pm\sqrt{\frac{\omega_0^2 + 4t^2 \sin^2 ka}{1 + \omega_0^2 + 4t^2 \sin^2 ka}}, \quad (12)$$

shown in Fig. 2c. Because the period is doubled with respect to the ferromagnetic case, the number of bands is also doubled. There are two bands per spin specie which are fully symmetric with respect to the Fermi energy and, therefore, the spin polarization is zero [*c.f.* Eq. (3)]. The spectrum shows a gap equal to $2\omega_0 = 2\frac{\cos\Phi}{\sin\Phi}$. The gap is finite for all Φ , except for half-integer values of Φ/π , when it closes and the spectrum exhibits a Dirac point at $k_D = 0$. In the vicinity of the critical values, $\Phi = \pi(l + \frac{1}{2})$, where l is an integer, the eigenvalue problem of Eq. 10 linearized around the Dirac point in the k -space reads:

$$\begin{pmatrix} \sigma\omega_\sigma - \omega_0 & -2itka \\ 2itka & \sigma\omega_\sigma + \omega_0 \end{pmatrix} C_\sigma(k) = 0, \quad (13)$$

which has the form of a 1D Dirac equation with ω_0 playing the role of the mass. The closing and reopening of the gap is associated with a sign change of the mass term (gap inversion). Interestingly, the gap can also get inverted without closing: at values of $\Phi = l\pi$ the Andreev bands merge into the continuum of the spectrum and reenter in the superconducting gap in inverted order¹⁰.

IV. INVERTED ANTIFERROMAGNETIC AC JUNCTIONS

Various realizations of an inhomogeneous Dirac model with the mass inversion have been widely studied in quantum field theory and condensed matter physics^{24–27,36,39,40}. The most striking features of this model are the presence of bound states at the interface where the mass-inversion takes place and the fractionalization of the interface charge. As we discuss next, a junction between two antiferromagnetic ACs with inverted gap is another example of such systems, but with a fractionalized interface spin, instead of a charge.

To establish the analogy, we consider a junction between two semi-infinite antiferromagnetic ACs, where the separation between impurities, a , remains constant all along the structure and the magnetic region in the left and right crystal are described by a magnetic phase equal to Φ_L and Φ_R , respectively (see the sketch in Fig. 3a). Such a system is described by the tight-binding equations, Eq. (10), at each side of the junction, namely

$$(\sigma\omega_\sigma - \hat{\Omega}_{0L})C_{\sigma m} = \hat{T}_{m-1}^\dagger C_{\sigma m-1} + \hat{T}_{m+1}^\dagger C_{\sigma m+1}, \quad (14)$$

at the left chain ($m < 0$) and

$$(\sigma\omega_\sigma - \hat{\Omega}_{0R})C_{\sigma m} = \hat{T}_{m-1}^\dagger C_{\sigma m-1} + \hat{T}_{m+1}^\dagger C_{\sigma m+1}, \quad (15)$$

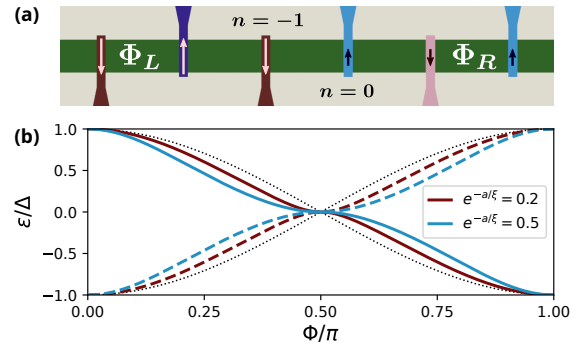


Figure 3. (a) Sketch of a junction between two antiferromagnetic Andreev crystals. (b) Energy of the spin up (solid lines) and down (dashed lines) bound states in a symmetric inverted junction, $\Phi_R = -\Phi_L = \Phi$, in terms of Φ and for different values of $e^{-a/\xi}$ [Eq. (18)]. The dotted black lines are the single impurity Andreev levels, $\pm\epsilon_0$, that determine the gap edges

at the right chain ($m \geq 0$). Here, $\hat{\Omega}_{0L}$ ($\hat{\Omega}_{0R}$) stands for the expression of $\hat{\Omega}_0$ in Eq. (11) with $\Phi = \Phi_L$ ($\Phi = \Phi_R$). We look for bound states, *i.e.*, solutions that decay as $C_{\sigma m} = C_\sigma^L e^{m\kappa_\sigma^L}$ into the left crystal and as $C_{\sigma m} = C_\sigma^R e^{-m\kappa_\sigma^R}$ into the right one, where the decay is determined by the positive-real-part complex number, $\kappa_\sigma^{L(R)}$. From Eqs. (14) and (15) we find that

$$\sinh \frac{\kappa_\sigma^{L(R)}}{2} = \frac{\sqrt{\omega_{0L(R)}^2 - \omega_\sigma^2}}{2|t_{L(R)}|}, \quad (16)$$

where $t_L = t_{m < 0}$ and $t_R = t_{m \geq 0}$, and that the bound state exists only when the following equation

$$\frac{\sigma\omega_\sigma - \omega_{0L}}{\sqrt{\omega_{0L}^2 - \omega_\sigma^2}} e^{-\frac{\kappa_\sigma^L}{2}} = -\frac{\sigma\omega_\sigma - \omega_{0R}}{\sqrt{\omega_{0R}^2 - \omega_\sigma^2}} e^{\frac{\kappa_\sigma^R}{2}}, \quad (17)$$

is fulfilled. According to Eq. (16) a bound state exists only if $|\omega_\sigma| < |\omega_{0L}|$ and $|\omega_\sigma| < |\omega_{0R}|$ at the same time. This implies that Eq. (17) has a solution only in inverted junctions with $\text{sign}(\omega_{0R}) = -\text{sign}(\omega_{0L})$. The solution is especially simple when $\omega_{0R} = -\omega_{0L} \equiv \omega_0$ and reads $\omega_\sigma = \sigma \text{sign}(\omega_0) \left(\sqrt{\omega_0^2 + t^2} - |t| \right)$. This gives the following physical energy of the bound state,

$$\frac{\epsilon_\sigma}{\Delta} = \sigma \text{sign}(\omega_0) \frac{\sqrt{\omega_0^2 - t^2} - |t|}{\sqrt{1 + \left(\sqrt{\omega_0^2 - t^2} - |t| \right)^2}}. \quad (18)$$

In Fig. 3b we show the bound states for both spin projections as a function of Φ for different values of $-t \sin \Phi = e^{-a/\xi}$. Near the inversion point $|\omega_0/t| \rightarrow 0$, the bound states are almost degenerate approaching zero energy, $\epsilon_\sigma \rightarrow 0$. This is reminiscent of a zero mode in a continuum 1D Dirac model with mass inversion²⁴. As the bandwidth gets comparable to ω_0 , the states split

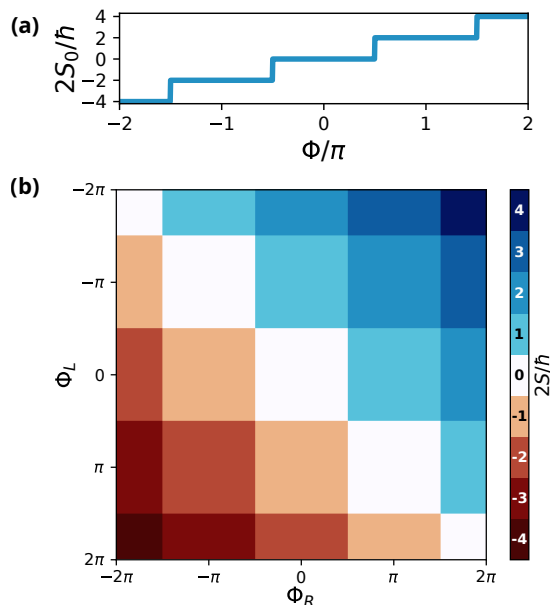


Figure 4. (a) Total spin polarization of the single-impurity system in terms of Φ . (b) Spin polarization of the junction between two antiferromagnetic Andreev chains as a function of Φ_L and Φ_R . It is calculated from Eq. (19), with $S_0(\Phi_{L(R)})$ from panel (a).

forming a symmetric pair of levels in the gap between the Andreev bands.

To calculate the spin, S , induced at the contact between the two semi-infinite antiferromagnetic ACs, we average over all possible terminations of the chains. This is equivalent to the so-called *sliding window average* method (see for example section 4.5 of Ref.⁴¹), used to compute the surface charge density by averaging over all possible unit cell choices. The calculation is specially simple in the limit when the single-impurity Andreev states are decoupled from each other, $e^{-a/\xi} \ll 1$. In a previous work¹⁰, we show that the spin polarization of a single semiclassical magnetic impurity of magnetic phase Φ in a quasi-1D superconducting wire is $2S_0(\Phi)/\hbar = 2\left[(\Phi + \frac{\pi}{2}) \bmod \pi\right]$, where “mod” stands for the modulo operation and accounts for a jump by two electronic spins every time the single-impurity levels cross the Fermi energy. In Fig. 4a we show the staircase shape of $S_0(\Phi)$ in terms of the magnetic phase for a single semiclassical impurity. We now consider the junction between the two antiferromagnetic ACs. It has four possible ending configurations: whether both chains have the same number of up and down magnetic impurities, the right (left) Andreev chain has an extra up (down) magnetic region or both chains are unbalanced. Consequently, the total spin polarization of the junction, calculated from the average over the four possible configurations, reads

$$S = \frac{S_0(\Phi_R) - S_0(\Phi_L)}{2}. \quad (19)$$

Starting from the uncoupled impurities, if one adiabatically switches on the coupling, the Andreev bands start widening. However, in the considered configuration the gap never closes and, as we discussed after Eq. (3), the spin cannot change and is hence given by Eq. (19). In Fig. 4b we show the total spin of the junction in terms of Φ_L and Φ_R . Interestingly, the spin polarization can now be equal to and odd integer times the electronic unit, in contrast to the always even value of $S_0(\Phi)$. By construction, the half-integer spin (per Fermi valley) is localized at the junction between ACs. In other words, there is a fractionalization of the interface spin. Such fractionalization is a local effect. In a finite system the contribution from the edges will always lead to a total integer spin per Fermi valley. Notice that changes on the spin polarization of ACs is determined by the change of the spectral asymmetry index, Eq. (3), and hence Eq. (19) is valid beyond the nearest neighbors tight-binding approximation. This is indeed confirmed by the exact numerical solution of Eq. (4)⁴²

V. CONCLUSIONS

In this work we show that the spin polarization of a gapped system with collinear magnetization can only change upon gap closing. This occurs in Andreev crystals for which we present a complete study of their spectral properties for ferromagnetic and antiferromagnetic configurations. The spectrum of antiferromagnetic ACs presents a gap that remains open except for half-integer values of the magnetic phase Φ/π , where a Dirac point is formed. We show that junctions between antiferromagnetic ACs with inverted gaps exhibit interfacial bound states and fractionalization of the surface spin polarization. We propose realization of these structures using, for example, a conventional superconducting wire contacted to ferromagnetic fingers such that a strong periodic exchange field, $h \gg \Delta$, is induced in the superconductor, see Fig. 1b. The fingers may be made of ferromagnetic metals⁴³, like Co or Ni, or ferromagnetic insulators, like EuS or EuO. The spectrum, and in particular the bound states formed at the interface between two antiferromagnetic chains, can be measured by a local tunneling probe, as for example done in Ref.⁴⁴. In case of a magnetic probe one can also determine the spin-polarization of such states.

ACKNOWLEDGMENTS

We acknowledge funding from Spanish Ministerio de Ciencia, Innovación y Universidades (MICINN) (Projects No. FIS2016-79464-P and No. FIS2017-82804-P). I.V.T. acknowledges support by Grupos Consolidados UPV/EHU del Gobierno Vasco (Grant No. IT1249-19). The work of F.S.B. is partially funded by EUs Horizon 2020 research and innovation program under Grant

* mikel.rouco@ehu.eus

† fs.bergeret@csic.es

‡ ilya.tokatly@ehu.eus

¹ Regions of much smaller size than the superconducting coherence length, ξ_0 .

² L. Yu, *Acta Phys. Sin* **21** (1965).

³ H. Shiba, *Progress of theoretical Physics* **40**, 435 (1968).

⁴ A. Rusinov, *Zh. Eksp. Teor. Fiz. Pisma Red.* **9**, 146 (1968), [*Sov. Phys. JETP* **9**, 85 (1969)].

⁵ A. Andreev, *Zh. Eksp. Teor. Fiz.* **49** (1966), [*Sov. Phys. JETP* **22**, 455 (1966)].

⁶ A. Sakurai, *Progress of Theoretical Physics* **44**, 1472 (1970), <http://oup.prod.sis.lan/ptp/article-pdf/44/6/1472/5378530/44-6-1472.pdf>.

⁷ A. Yazdani, *Science* **275**, 1767–1770 (1997).

⁸ A. V. Balatsky, I. Vekhter, and J.-X. Zhu, *Rev. Mod. Phys.* **78**, 373 (2006).

⁹ K. J. Franke, G. Schulze, and J. I. Pascual, *Science* **332**, 940–944 (2011).

¹⁰ M. Rouco, I. V. Tokatly, and F. S. Bergeret, *Phys. Rev. B* **99**, 094514 (2019).

¹¹ B. W. Heinrich, J. I. Pascual, and K. J. Franke, *Progress in Surface Science* **93**, 1 (2018).

¹² L. Farinacci, G. Ahmadi, G. Reece, M. Ruby, N. Bogdanoff, O. Peters, B. W. Heinrich, F. von Oppen, and K. J. Franke, (2018), arXiv:1807.01344v1 [cond-mat.mes-hall].

¹³ A wire which lateral dimensions are much smaller than the superconducting coherence length.

¹⁴ F. Korschelle, I. V. Tokatly, and F. S. Bergeret, *Physical Review B* **94** (2016), 10.1103/physrevb.94.014515.

¹⁵ F. Korschelle, F. S. Bergeret, and I. V. Tokatly, *Physical Review Letters* **116** (2016), 10.1103/physrevlett.116.237002.

¹⁶ S. Nadj-Perge, I. K. Drozdov, B. A. Bernevig, and A. Yazdani, *Phys. Rev. B* **88**, 020407(R) (2013).

¹⁷ F. Pientka, L. I. Glazman, and F. von Oppen, *Phys. Rev. B* **88**, 155420 (2013).

¹⁸ A. Heimes, P. Kotetes, and G. Schön, *Physical Review B* **90**, 060507(R) (2014).

¹⁹ K. Pöyhönen, A. Westström, J. Röntynen, and T. Ojanen, *Physical Review B* **89** (2014), 10.1103/physrevb.89.115109.

²⁰ A. Westström, K. Pöyhönen, and T. Ojanen, *Physical Review B* **91** (2015), 10.1103/physrevb.91.064502.

²¹ F. Pientka, Y. Peng, L. Glazman, and F. v. Oppen, *Physica Scripta* **T164**, 014008 (2015).

²² P. M. R. Brydon, S. Das Sarma, H.-Y. Hui, and J. D. Sau, *Physical Review B* **91** (2015), 10.1103/physrevb.91.064505.

²³ M. Schecter, K. Flensberg, M. H. Christensen, B. M. Andersen, and J. Paaske, **93**, 140503 (2016).

²⁴ R. Jackiw and C. Rebbi, *Phys. Rev. D* **13**, 3398 (1976).

²⁵ W. P. Su, J. R. Schrieffer, and A. J. Heeger, *Physical Review B* **22**, 2099 (1980).

²⁶ W. P. Su, J. R. Schrieffer, and A. J. Heeger, *Physical Review Letters* **42**, 1698 (1979).

²⁷ B. Volkov and O. Pankratov, *JETP Lett* **42**, 178 (1985).

²⁸ We focus on the one-dimensional case to be consistent with the rest of the paper, but one can derive the expression for the total spin of a system of any dimensions following the same lines.

²⁹ The spin label for spin up (down) is substituted by $\sigma \uparrow$ (\downarrow) when it appears as a subscript, whereas it takes values of $\sigma = +(-)$ when it is part of an equation.

³⁰ M. F. Atiyah, V. K. Patodi, and I. M. Singer, in *Mathematical Proceedings of the Cambridge Philosophical Society*, Vol. 79 (Cambridge University Press, 1976) pp. 71–99.

³¹ M. F. Atiyah, V. K. Patodi, and I. M. Singer, in *Mathematical Proceedings of the Cambridge Philosophical Society*, Vol. 78 (Cambridge University Press, 1975) pp. 405–432.

³² M. F. Atiyah, V. K. Patodi, and I. M. Singer, in *Mathematical Proceedings of the Cambridge Philosophical Society*, Vol. 77 (Cambridge University Press, 1975) pp. 43–69.

³³ A. J. Niemi and G. W. Semenoff, *Physical Review D* **30**, 809 (1984).

³⁴ R. Blankenbecler and D. Boyanovsky, *Physical Review D* **31**, 2089 (1985).

³⁵ A. A. Andrianov, V. A. Andrianov, V. Y. Novozhilov, and Y. V. Novozhilov, *Letters in Mathematical Physics* **11**, 217–224 (1986).

³⁶ M. Stone, *Physical Review B* **31**, 6112 (1985).

³⁷ G. E. Volovik, *The Universe in a Helium Droplet* (The International Science Series, 2003).

³⁸ N. Ashcroft and D. Mermin, *Solid state physics* (Cengage Learning, Andover England, 1976).

³⁹ J. Goldstone and F. Wilczek, *Physical Review Letters* **47**, 986 (1981).

⁴⁰ R. MacKenzie and F. Wilczek, *Physical Review D* **30**, 2194 (1984).

⁴¹ D. Vanderbilt, *Berry Phases in Electronic Structure Theory* (Cambridge University Press, 2018).

⁴² M. Rouco, F. S. Bergeret and I. V. Tokatly, *Article in preparation*.

⁴³ D. Beckmann, H. B. Weber, and H. v. Löhneysen, *Physical Review Letters* **93** (2004), 10.1103/physrevlett.93.197003.

⁴⁴ J.-D. Pillet, C. H. L. Quay, P. Morfin, C. Bena, A. L. Yeyati, and P. Joyez, *Nature Physics* **6**, 965–969 (2010).