

Best subset selection is robust against design dependence *

Yongyi Guo^{*, \diamond}
yongyig@princeton.edu

Ziwei Zhu ^{\dagger , \diamond}
ziweiz@umich.edu

Jianqing Fan^{*}
jqfan@princeton.edu

^{*}Department of Operations Research and Financial Engineering, Princeton University

^{\dagger} Department of Statistics, University of Michigan, Ann Arbor

^{\diamond} The authors contributed equally to this work.

August 27, 2021

Abstract

Best subset selection (BSS) is widely known as the holy grail for high-dimensional variable selection. Nevertheless, the notorious NP-hardness of BSS substantially restricts its practical application and also discourages its theoretical development to some extent, particularly in the current era of big data. In this paper, we investigate the variable selection properties of BSS when its target sparsity is greater than or equal to the true sparsity. Our main message is that BSS is robust against design dependence in terms of achieving model consistency and sure screening, and more importantly, that such robustness can be propagated to the near best subsets that are computationally tangible. Specifically, we introduce an identifiability margin condition that is free of restricted eigenvalues and show that it is sufficient and nearly necessary for BSS to exactly recover the true model. A relaxed version of this condition is also sufficient for BSS to achieve the sure screening property. Moreover, taking optimization error into account, we find that all the established statistical properties for the exact best subset carry over to any near best subset whose residual sum of squares is close enough to that of the best one. In particular, a two-stage fully corrective iterative hard thresholding (IHT) algorithm can provably find a sparse sure screening subset within logarithmic steps; another round of exact BSS within this set can recover the true model. The simulation studies and real data examples show that IHT yields lower false discovery rates and higher true positive rates than the competing approaches including LASSO, SCAD and Sure Independence Screening (SIS), especially under highly correlated design.

Keywords: Identifiability Margin, Iterative Hard Thresholding, High-Dimensional Variable Selection, Model Consistency, True Positive Rate, False Discovery Rate, Sure Screening

1 Introduction

Variable selection in high-dimensional sparse regression has been one of the most central topics in statistics for decades. Consider n independent and identically distributed (i.i.d.) observations $\{\mathbf{x}_i, y_i\}_{i=1}^n$ from a linear model:

$$y_i = \mathbf{x}_i^\top \boldsymbol{\beta}^* + \epsilon_i, \quad i \in [n], \quad (1.1)$$

*The authors gratefully acknowledges ONR grant N00014-19-1-2120, NSF grant DMS-1662139, NSF grant DMS-2015366 and NIH grant R01-GM072611-16.

where \mathbf{x}_i is a p -dimensional design vector, ϵ_i is random noise that is independent of \mathbf{x}_i and has sub-Gaussian norm $\|\epsilon_i\|_{\psi_2}$ bounded by σ , $\boldsymbol{\beta}^* \in \mathbb{R}^p$ and $\|\boldsymbol{\beta}^*\|_0 = s < n$. The major goal of high-dimensional variable selection is to learn the active set of the true regression coefficients, namely $\mathcal{S}^* := \{j : \beta_j^* \neq 0\}$, when p enormously exceeds n .

One well-established principle for high-dimensional variable selection is to penalize empirical risk by model complexity, thereby encouraging sparse solutions. Specifically, consider

$$\widehat{\boldsymbol{\beta}}^{\text{pen}} := \operatorname{argmin}_{\boldsymbol{\beta} \in \mathbb{R}^p} \mathcal{L}(\boldsymbol{\beta}) + \rho_\lambda(\boldsymbol{\beta}), \quad (1.2)$$

where $\mathcal{L}(\boldsymbol{\beta})$ is a loss function, and where $\rho_\lambda(\boldsymbol{\beta})$ is a model regularizer. Classical approaches such as AIC (Akaike, 1974, 1998), BIC (Schwarz, 1978) and Mallows's C_p (Mallows, 1973) use the model size, i.e., the L_0 -norm of the regression coefficients, to penalize negative log-likelihood. Though rendering nice sampling properties (Barron et al., 1999; Zhang and Zhang, 2012), such L_0 -regularized methods are notorious for its computational infeasibility; in general the program has been shown to be NP-hard (Foster et al., 2015). The past three decades or so have witnessed massive endeavors on pursuing alternative penalty functions that yield both strong statistical guarantee and computational expediency in the high-dimensional regime. Such efforts have given rise to a myriad of pivotal and powerful methods for variable selection, such as LASSO (Tibshirani, 1996; Chen et al., 1998; Zhao and Yu, 2006), SCAD (Fan and Li, 2001; Fan and Peng, 2004; Loh and Wainwright, 2015, 2017; Fan et al., 2018), adaptive LASSO (Zou, 2006), elastic net (Zou and Hastie, 2005), MCP (Zhang, 2010), among others. We also refer the readers to Bühlmann and Van De Geer (2011), Wainwright (2019) and Fan et al. (2020) for comprehensive introduction to recent development in high-dimensional variable selection.

Theoretically, there has been intensive study on when these penalized methods enjoy model consistency, i.e., recovering the true model with probability converging to one as $n, p \rightarrow \infty$. Write $\mathbf{y} = (y_1, \dots, y_n)^\top$ and $\mathbf{X} = (\mathbf{x}_1, \dots, \mathbf{x}_n)^\top$. Zhao and Yu (2006) established the sufficient and nearly necessary conditions for model consistency of the LASSO estimator $\widehat{\boldsymbol{\beta}}^{\text{LASSO}}$. One of the most crucial conditions involved is the well-known irrepresentable condition, which says that there exists a constant $\eta > 0$ such that

$$\left\| \widehat{\boldsymbol{\Sigma}}_{(\mathcal{S}^*)^c \mathcal{S}^*} (\widehat{\boldsymbol{\Sigma}}_{\mathcal{S}^* \mathcal{S}^*})^{-1} \operatorname{sign}(\boldsymbol{\beta}_{\mathcal{S}^*}^*) \right\|_\infty \leq 1 - \eta, \quad (1.3)$$

where $\widehat{\boldsymbol{\Sigma}}_{\mathcal{S}^* \mathcal{S}^*}$ is the sample covariance of $\mathbf{X}_{\mathcal{S}^*}$ and $\widehat{\boldsymbol{\Sigma}}_{(\mathcal{S}^*)^c \mathcal{S}^*}$ is the sample cross covariance between $\mathbf{X}_{(\mathcal{S}^*)^c}$ and $\mathbf{X}_{\mathcal{S}^*}$. Informally speaking, if we regress any spurious covariate on the true covariates, (1.3) requires the ℓ_1 -norm of the resulting regression coefficient vector to be bounded by $1 - \eta$, which is generally believed being restrictive in practice: the bigger the true model, the harder the condition to satisfy.

Nonconvex regularization comes as a remedy for this. It corrects the bias induced by ℓ_1 -regularization, thereby being able to achieve selection consistency without the irrepresentable condition (Fan and Lv, 2011). Let $\mu_* := \min_{j \in \mathcal{S}^*} |\beta_j^*|$. Zhang (2010) shows that when $\mu_* \gtrsim \sqrt{\log p/n}$, MCP enjoys selection consistency under a sparse Riesz condition on \mathbf{X} , i.e.,

$$0 < c_* \leq \min_{|A| \leq m} \lambda_{\min}(\boldsymbol{\Sigma}_{AA}) \leq \max_{|A| \leq m} \lambda_{\max}(\boldsymbol{\Sigma}_{AA}) \leq c^* < \infty,$$

where $\boldsymbol{\Sigma}_{AA}$ is the population covariance of \mathbf{X}_A , and where $m \gtrsim s$. Fan et al. (2018) propose an iterative local adaptive majorize-minimization (I-LAMM) algorithm for empirical risk minimization with folded concave penalty. Under a general likelihood framework, they show that only a local

Riesz condition suffices to ensure model consistency. Specifically, for any sparsity $m \in [p]$ and neighborhood radius r , define the maximum and minimum localized sparse eigenvalues (LSE) of $\nabla^2 \mathcal{L}$ around β^* as follows:

$$\begin{aligned}\rho_+(m, r) &:= \sup_{\mathbf{u}, \beta} \left\{ \mathbf{u}_J^\top \nabla^2 \mathcal{L}(\beta) \mathbf{u}_J : \|\mathbf{u}_J\|_2^2 = 1, |J| \leq m, \|\beta - \beta^*\|_2 \leq r \right\}, \\ \rho_-(m, r) &:= \inf_{\mathbf{u}, \beta} \left\{ \mathbf{u}_J^\top \nabla^2 \mathcal{L}(\beta) \mathbf{u}_J : \|\mathbf{u}_J\|_2^2 = 1, |J| \leq m, \|\beta - \beta^*\|_2 \leq r \right\}.\end{aligned}\tag{1.4}$$

I-LAMM is proved to enjoy model consistency if ρ_+ and ρ_- are bounded from above and below respectively with $m \asymp s$, $r \asymp \sqrt{s \log p/n}$ and $\mu_* \gtrsim \sqrt{\log p/n}$. Nevertheless, sufficient and nearly necessary conditions for nonconvex penalized methods to achieve model consistency have yet been found.

Recent advancement in algorithms and hardware has sparked a revival of interest in the best subset selection (BSS) despite its computational hardness. Bertsimas et al. (2016) propose and study a Mixed Integer Optimization (MIO) approach for solving the classical BSS problem, i.e.,

$$\hat{\beta}^{\text{best}}(\hat{s}) := \operatorname{argmin}_{\beta \in \mathbb{R}^p, \|\beta\|_0 \leq \hat{s}} \mathcal{L}(\beta),\tag{1.5}$$

where \hat{s} is an estimator of the sparsity. In the sequel, for conciseness we drop \hat{s} when we write $\hat{\beta}^{\text{best}}(\hat{s})$. They show that the MIO algorithm can find a near-optimal solution of (1.5) within minutes when n is in the 100s and p is in the 1000s. Their simulations also suggest that when a spurious predictor is highly correlated with a true predictor in the high-dimensional setup, LASSO tends to select a dense model and thus yields much worse prediction performance than the MIO (see Fig. 8 therein). A recent follow-up work Bertsimas and Van Parys (2020) proposed a new cutting plane method that solves the BSS problem with Ridge penalty with n, p in the 100,000s. Hastie et al. (2017) expand the simulation experiments of Bertsimas et al. (2016) and show that in terms of the prediction risk, BSS performs better than LASSO when the signal-to-noise ratio (SNR) is high, while performing worse than LASSO when the SNR is low. These works motivate us to systematically investigate the variable selection properties of BSS and compare them with those of LASSO and SCAD. Unlike Lasso, there is no sufficient and nearly necessary condition for BSS to achieve model selection consistency. Shen et al. (2012) and Shen et al. (2013) are among the earlier papers on the variable selection properties of BSS. They establish the optimality of BSS in terms of variable selection, in the sense that it achieves model consistency under a ‘‘minimal separation condition’’. They show further that its computational surrogate based on truncated ℓ_1 penalty (TLP) consistently recovers \mathcal{S}^* .

In this paper, we focus on the model selection properties of BSS and a two-stage fully corrective iterative hard thresholding (IHT) algorithm that provably solves the BSS problem with relaxed sparsity constraint (Jain et al., 2014). More specifically, this IHT algorithm can find a solution $\hat{\beta}^{\text{iht}}$ with sparsity slightly larger than \hat{s} , such that $\mathcal{L}(\hat{\beta}^{\text{iht}})$ is below $\mathcal{L}(\hat{\beta}^{\text{best}}(\hat{s}))$, which is the minimum of the objective function in the best \hat{s} -subset selection problem. Based on this optimization result, we establish the model selection properties of $\hat{\beta}^{\text{iht}}$. In the analysis, we need to take into account both statistical and optimization error in a non-asymptotic manner, which distinguishes our work from Shen et al. (2012) and Shen et al. (2013). Given an estimator $\hat{\beta}$, define its true positive rate (TPR) as

$$\text{TPR}(\hat{\beta}) := \frac{|\text{supp}(\hat{\beta}) \cap \mathcal{S}^*|}{|\mathcal{S}^*|},$$

and define its false discovery rate (FDR) as

$$\text{FDR}(\hat{\boldsymbol{\beta}}) := \frac{|\text{supp}(\hat{\boldsymbol{\beta}}) \cap (\mathcal{S}^*)^c|}{\max(|\text{supp}(\hat{\boldsymbol{\beta}})|, 1)}.$$

Our major contributions are threefold:

1. We identify a crucial quantity, called *the identifiability margin*, that determines whether $\hat{\boldsymbol{\beta}}^{\text{best}}$ or its *approximate solution* achieves exact model recovery. This quantity is independent of the restricted eigenvalues of the design, thereby accommodating highly dependent design. The sufficient and necessary condition for BSS to achieve model consistency boils down to a lower bound of the identifiability margin, which is weaker and more natural than the β -min condition in Zhang and Zhang (2012), and which is weaker than the LSE condition of Fan et al. (2018). See Theorems 2.1 and 2.2.
2. We explicitly characterize $\text{TPR}(\hat{\boldsymbol{\beta}}^{\text{best}})$ when the sparsity is overestimated (see Theorem 2.3 for the details). The identifiability margin also plays a critical role in guaranteeing the sure screening property of any reasonable approximate solution to the BSS. In particular, we show that the more we overestimate s , the stronger signal is required to guarantee sure screening of $\hat{\boldsymbol{\beta}}^{\text{best}}$, i.e., $\text{TPR}(\hat{\boldsymbol{\beta}}^{\text{best}}) = 1$.
3. We study a two-stage fully corrective IHT algorithm and provide a TPR guarantee of its solution $\hat{\boldsymbol{\beta}}^{\text{iht}}$. If the true sparsity s is known, a further application of BSS on the support of $\hat{\boldsymbol{\beta}}^{\text{iht}}$ can yield exactly the true model. Our simulations demonstrate that $\hat{\boldsymbol{\beta}}^{\text{iht}}$ exhibits remarkably higher TPR than LASSO and SCAD at the same level of FDR, especially in presence of strong correlation of design.

The rest of the paper is organized as follows. Section 2 analyzes the model selection properties of BSS when the sparsity is either known or overestimated. Section 3 introduces the IHT algorithm and establishes the TPR guarantee of its solution. Section 4 compares the TPR-FDR curve of IHT with those of LASSO, SCAD and SIS under different signal-to-noise ratios and correlation structure of the design. Finally, Section 5 analyzes two real datasets on diabetes and macroeconomics respectively to illustrate the power of the IHT algorithm in model selection.

2 Model selection properties of BSS

2.1 Model consistency of BSS with known sparsity

Let $\mathbf{y} = (y_1, \dots, y_n)^\top$, $\mathbf{X} = (\mathbf{x}_1, \dots, \mathbf{x}_n)^\top$ and $\boldsymbol{\varepsilon} = (\epsilon_1, \dots, \epsilon_n)^\top$. Let $\mathbf{X}_{\mathcal{S}}$ denote the matrix comprised of only the columns of \mathbf{X} with indices in \mathcal{S} , and let $\mathbf{P}_{\mathbf{X}_{\mathcal{S}}} := \mathbf{X}_{\mathcal{S}}(\mathbf{X}_{\mathcal{S}}^\top \mathbf{X}_{\mathcal{S}})^{-1} \mathbf{X}_{\mathcal{S}}^\top$ denote the projection matrix corresponding to the column space of $\mathbf{X}_{\mathcal{S}}$. Given any candidate model $\mathcal{S} \subset [p]$ other than \mathcal{S}^* , we can rewrite model (1.1) in the matrix form:

$$\mathbf{y} = \mathbf{X}_{\mathcal{S}^*} \boldsymbol{\beta}_{\mathcal{S}^*}^* + \boldsymbol{\varepsilon} = \mathbf{P}_{\mathbf{X}_{\mathcal{S}}} \mathbf{X}_{\mathcal{S}^*} \boldsymbol{\beta}_{\mathcal{S}^*}^* + (\mathbf{I}_n - \mathbf{P}_{\mathbf{X}_{\mathcal{S}}}) \mathbf{X}_{\mathcal{S}^*} \boldsymbol{\beta}_{\mathcal{S}^*}^* + \boldsymbol{\varepsilon}.$$

The term $(\mathbf{I}_n - \mathbf{P}_{\mathbf{X}_{\mathcal{S}}}) \mathbf{X}_{\mathcal{S}^*} \boldsymbol{\beta}_{\mathcal{S}^*}^*$ is the part of the signal that cannot be linearly explained by $\mathbf{X}_{\mathcal{S}}$. We can thus measure the discrimination margin between models \mathcal{S} and \mathcal{S}^* through

$$\|(\mathbf{I}_n - \mathbf{P}_{\mathbf{X}_{\mathcal{S}}}) \mathbf{X}_{\mathcal{S}^*} \boldsymbol{\beta}_{\mathcal{S}^*}^*\|_2^2 = \boldsymbol{\beta}_{\mathcal{S}^*}^{*\top} \mathbf{X}_{\mathcal{S}^*}^\top (\mathbf{I}_n - \mathbf{P}_{\mathbf{X}_{\mathcal{S}}}) \mathbf{X}_{\mathcal{S}^*} \boldsymbol{\beta}_{\mathcal{S}^*}^* = \boldsymbol{\beta}_{\mathcal{S}_0}^{*\top} \mathbf{X}_{\mathcal{S}_0}^\top (\mathbf{I}_n - \mathbf{P}_{\mathbf{X}_{\mathcal{S}}}) \mathbf{X}_{\mathcal{S}_0} \boldsymbol{\beta}_{\mathcal{S}_0}^*,$$

where $\mathcal{S}_0 := \mathcal{S}^* \setminus \mathcal{S}$. Let $\widehat{\boldsymbol{\Sigma}} := n^{-1} \mathbf{X}^\top \mathbf{X}$ be the sample covariance matrix, and for any two sets $\mathcal{S}_1, \mathcal{S}_2 \subset \{1, 2, \dots, p\}$, let $\widehat{\boldsymbol{\Sigma}}_{\mathcal{S}_1, \mathcal{S}_2}$ be the submatrix of $\widehat{\boldsymbol{\Sigma}}$ containing the intersection of the rows indexed in \mathcal{S}_1 and columns indexed in \mathcal{S}_2 . Note that if we define

$$\widehat{\mathbf{D}}(\mathcal{S}) := \widehat{\boldsymbol{\Sigma}}_{\mathcal{S}_0, \mathcal{S}_0} - \widehat{\boldsymbol{\Sigma}}_{\mathcal{S}_0, \mathcal{S}} \widehat{\boldsymbol{\Sigma}}_{\mathcal{S}, \mathcal{S}}^{-1} \widehat{\boldsymbol{\Sigma}}_{\mathcal{S}, \mathcal{S}_0}, \quad (2.1)$$

which is the covariance of the residuals of $\mathbf{X}_{\mathcal{S}_0}$ after being linearly regressed on $\mathbf{X}_{\mathcal{S}}$, then we have that $\|(\mathbf{I}_n - \mathbf{P}_{\mathbf{X}_{\mathcal{S}}}) \mathbf{X}_{\mathcal{S}^*} \boldsymbol{\beta}_{\mathcal{S}^*}^*\|_2^2 = n \boldsymbol{\beta}_{\mathcal{S}_0}^{*\top} \widehat{\mathbf{D}}(\mathcal{S}) \boldsymbol{\beta}_{\mathcal{S}_0}^*$. Intuitively, \mathcal{S}^* is identifiable only when $\boldsymbol{\beta}_{\mathcal{S}_0}^{*\top} \widehat{\mathbf{D}}(\mathcal{S}) \boldsymbol{\beta}_{\mathcal{S}_0}^*$ is distinctively large for all $\mathcal{S} \neq \mathcal{S}^*$. This leads to the definition of the *identifiability margin* in Theorem 2.1, the crucial quantity that determines whether BSS can achieve model consistency.

Now we are in position to present our first theoretical result. For any set $\mathcal{S} \subseteq [p]$, define the sum of squared residuals $R_{\mathcal{S}}$ of \mathbf{y} on $\mathbf{X}_{\mathcal{S}}$ as

$$R_{\mathcal{S}} := \mathbf{y}^\top \{ \mathbf{I} - \mathbf{X}_{\mathcal{S}} (\mathbf{X}_{\mathcal{S}}^\top \mathbf{X}_{\mathcal{S}})^{-1} \mathbf{X}_{\mathcal{S}}^\top \} \mathbf{y} = \mathbf{y}^\top (\mathbf{I} - \mathbf{P}_{\mathbf{X}_{\mathcal{S}}}) \mathbf{y}.$$

In addition, for any sparsity estimate \widehat{s} , define

$$\mathcal{A}(\widehat{s}) := \{ \mathcal{S} \subset [p] : |\mathcal{S}| = \widehat{s}, \mathcal{S} \neq \mathcal{S}^* \},$$

which represents the set of all models of size \widehat{s} except the true one. The following theorem gives a sufficient condition for BSS to recover exactly the true model for fixed designs.

Theorem 2.1. *For any $p \geq 3$ and sparsity estimate \widehat{s} , define the identifiability margin*

$$\tau_*(\widehat{s}) := \min_{\mathcal{S} \in \mathcal{A}(\widehat{s})} \frac{\boldsymbol{\beta}_{\mathcal{S}^* \setminus \mathcal{S}}^{*\top} \widehat{\mathbf{D}}(\mathcal{S}) \boldsymbol{\beta}_{\mathcal{S}^* \setminus \mathcal{S}}^*}{|\mathcal{S} \setminus \mathcal{S}^*|}. \quad (2.2)$$

Then there exists a universal constant $C > 1$, such that for any $\xi > C$ and $0 \leq \eta < 1$, whenever

$$\tau_*(s) \geq \left(\frac{4\xi}{1-\eta} \right)^2 \frac{\sigma^2 \log p}{n}, \quad (2.3)$$

we have with probability at least $1 - 8sp^{-(C^{-1}\xi-1)}$ that

$$\left\{ \widehat{\mathcal{S}} : |\widehat{\mathcal{S}}| = s, R_{\widehat{\mathcal{S}}} \leq \min_{\mathcal{S} \subset [p], |\mathcal{S}|=s} R_{\mathcal{S}} + n\eta\tau_*(s) \right\} = \{ \mathcal{S}^* \}, \quad (2.4)$$

which, in particular, implies that $\mathcal{S}^ = \operatorname{argmin}_{\mathcal{S} \subset [p], |\mathcal{S}|=s} R_{\mathcal{S}}$.*

Theorem 2.1 asserts that if the identifiability margin of the true model satisfies (2.3), any estimator $\widehat{\mathcal{S}}$ with optimization error within $n\eta\tau_*(s)$ selects the true model.

Remark 2.1. *Condition (2.3) is more natural and weaker than the β -min condition in Zhang and Zhang (2012). Let $\mu_* := \min_{j \in [p]} |\beta_j^*|$ and $\widehat{\lambda}_m := \min_{\mathcal{S} \in \mathcal{A}(s)} \lambda_{\min}(\widehat{\mathbf{D}}(\mathcal{S}))$. Then, $\boldsymbol{\beta}_{\mathcal{S}^* \setminus \mathcal{S}}^{*\top} \widehat{\mathbf{D}}(\mathcal{S}) \boldsymbol{\beta}_{\mathcal{S}^* \setminus \mathcal{S}}^* \geq \widehat{\lambda}_m |\mathcal{S}^* \setminus \mathcal{S}| \mu_*^2$ and hence $\tau_*(s) \geq \lambda_{\min}(\widehat{\mathbf{D}}(\mathcal{S})) \mu_*^2$. Therefore, a sufficient condition for (2.3) is that*

$$\mu_* \geq \frac{4\xi\sigma}{1-\eta} \left(\frac{\log p}{n\widehat{\lambda}_m} \right)^{1/2}. \quad (2.5)$$

Zhang and Zhang (2012) showed that the ℓ_0 -regularized least squares estimator is able to achieve model consistency when $\mu_ \gtrsim \sigma \sqrt{\log p / (n\kappa_-)}$, where $\kappa_- := \min_{\mathcal{A}: |\mathcal{A}| \leq s, \mathcal{A} \subset [p]} \lambda_{\min}(\boldsymbol{\Sigma}_{\mathcal{A}\mathcal{A}})$. Therefore,*

the major difference between this condition and (2.5) lies in the difference between κ_- and $\hat{\lambda}_m$. Note that $\hat{\lambda}_m$ is insensitive to the collinearity between spurious covariates themselves; rather, it reflects how spurious variables can approximate the true model, which implies much less restriction than that induced by κ_- . To further illustrate this point, consider 100 standard Gaussian covariates $\{X_j\}_{j \in [100]}$. Suppose that $\mathcal{S}^* = \{1, 2\}$, i.e., the true model has only two covariates X_1 and X_2 . Let $\text{cov}(X_j, X_k) = r > 0$ for any $j, k \geq 3$ such that $j \neq k$, and let $\text{cov}(X_1, X_j) = \text{cov}(X_2, X_j) = 0$ for any $j \geq 3$. In words, all the spurious covariates are correlated with each other but independent of the true covariates. One can then verify that $\hat{\lambda}_m = 1$, but $\hat{\kappa}_- = 1 - r$. This implies that as $r \rightarrow 1$, the β -min condition of Zhang and Zhang (2012) requires higher and higher signal strength, whereas our condition (2.5) does not at all! Therefore, (2.5) shows the robustness of BSS against dependence between spurious variables.

Remark 2.2. Condition (2.5) is also weaker than the LSE condition of Fan et al. (2018). (2.5) allows $\hat{\lambda}_m$ to decrease to 0 as n and p grow; this scenario, however, implies that $\rho_-(2s, r)$ in (1.4) converges to 0 uniformly over $r \in \mathbb{R}$ and thus contradicts the LSE condition in Fan et al. (2018). To see this, write $\mathcal{S}_0 = \mathcal{S}^* \setminus \mathcal{S}$. Since $\hat{\lambda}_m \rightarrow 0$, for any $\epsilon > 0$, there exist $\mathcal{S} \subset [p]$ with $|\mathcal{S}| \leq s$ and $\mathbf{v} \in \mathbb{R}^{|\mathcal{S}_0|}$ such that

$$\mathbf{v}^\top \hat{\Sigma}_{\mathcal{S}_0, \mathcal{S}_0} \mathbf{v} - \mathbf{v}^\top \hat{\Sigma}_{\mathcal{S}_0, \mathcal{S}} \hat{\Sigma}_{\mathcal{S}, \mathcal{S}}^{-1} \hat{\Sigma}_{\mathcal{S}, \mathcal{S}_0} \mathbf{v} \leq \epsilon \|\mathbf{v}\|_2^2.$$

Construct $\tilde{\mathbf{v}} = (\mathbf{v}^\top, -\mathbf{v}^\top \hat{\Sigma}_{\mathcal{S}_0, \mathcal{S}} \hat{\Sigma}_{\mathcal{S}, \mathcal{S}}^{-1})^\top \in \mathbb{R}^{|\mathcal{S}_0 \cup \mathcal{S}|}$. Then the inequality above yields that for any $\beta \in \mathbb{R}^p$,

$$\tilde{\mathbf{v}}^\top \nabla^2 \mathcal{L}(\beta) \tilde{\mathbf{v}} = \tilde{\mathbf{v}}^\top \hat{\Sigma}_{\mathcal{S}_0 \cup \mathcal{S}, \mathcal{S}_0 \cup \mathcal{S}} \tilde{\mathbf{v}} = \mathbf{v}^\top (\hat{\Sigma}_{\mathcal{S}_0, \mathcal{S}_0} - \hat{\Sigma}_{\mathcal{S}_0, \mathcal{S}} \hat{\Sigma}_{\mathcal{S}, \mathcal{S}}^{-1} \hat{\Sigma}_{\mathcal{S}, \mathcal{S}_0}) \mathbf{v} \leq \epsilon \|\tilde{\mathbf{v}}\|_2^2.$$

Therefore, $\rho(2s, r) \leq \epsilon$ for all $r > 0$ and our claim follows by arbitrariness of ϵ . This example illustrates the capability of the identifiability margin to leverage the signal strength to overcome collinearity of the design.

Remark 2.3. Finally, we discuss the relationship between the condition (2.3) and the irrepresentable condition in Zhao and Yu (2006). Though BSS outperforms LASSO in terms of model selection in general as illustrated in our numerical study, one cannot deduce (2.3) from the irrepresentable condition. In other words, there are some corner cases where LASSO can recover the true model, while BSS cannot. For example, suppose there are three four-dimensional observations: $\mathbf{X} = [(1 + \eta^2)^{-1/2}(\mathbf{e}_1 + \eta \mathbf{e}_3), (1 + \eta^2)^{-1/2}(\mathbf{e}_1 - \eta \mathbf{e}_3), 2^{-1/2}(\mathbf{e}_1 + \mathbf{e}_2), \mathbf{e}_2] \in \mathbb{R}^{3 \times 4}$, where $\eta < 1$ and \mathbf{e}_j is the j th canonical basis vector. The true model is that $Y = (1 + \eta^2)^{1/2}(X_1 + X_2)/2$, which implies that $\mathcal{S}^* = \{1, 2\}$. Some algebra yields that

$$\left\| \hat{\Sigma}_{(\mathcal{S}^*)^c \mathcal{S}^*} (\hat{\Sigma}_{\mathcal{S}^* \mathcal{S}^*})^{-1} \text{sign}(\beta_{\mathcal{S}^*}^*) \right\|_\infty = \left(\frac{1 + \eta^2}{2} \right)^{1/2} < 1.$$

Therefore, the irrerepresentable condition is satisfied, and LASSO is able to recover the true model. In contrast, BSS cannot recover \mathcal{S}^* , because $\mathbf{X}_1 + \mathbf{X}_2$ is parallel to $\mathbf{X}_3 - 2^{-1/2} \mathbf{X}_4$, and thus $\lambda_{\min}(\mathbf{D}(\{3, 4\})) = 0$. The root reason for BSS's failure to capture the true model is that the ℓ_0 constraint does not have any preference between the models $\{1, 2\}$ and $\{3, 4\}$, while LASSO prefers $\{1, 2\}$ because the resulting regression coefficients have smaller ℓ_1 -norm. Of course, if the true model is $\{3, 4\}$, LASSO will choose the wrong model.

Theorem 2.1 shows that the identifiability margin determines the model consistency of BSS. A natural question then arises: is the requirement (2.3) on the identifiability margin necessary for such model consistency? The following theorem shows that it is almost necessary by giving a necessary

condition that takes a similar form as (2.3). For any $\mathcal{B} \subset \mathbb{R}^n$ and $\delta > 0$, let $M(\delta, \mathcal{B})$ denote the δ -packing number of \mathcal{B} under Euclidean distance. We first introduce a technical assumption that excludes extremely correlated setups.

Assumption 2.1. *There exist $j_0 \in \mathcal{S}^*$, a universal constant $0 < \delta_0 < 1$ and $c_{\delta_0} > 0$ such that if we let $\mathcal{S}_0^* := \mathcal{S}^* \setminus j_0$, $\tilde{\mathbf{u}}_j := (\mathbf{I} - \mathbf{P}_{\mathbf{X}_{\mathcal{S}_0^*}})\mathbf{X}_j$ and $\bar{\mathbf{u}}_j := \tilde{\mathbf{u}}_j / \|\tilde{\mathbf{u}}_j\|_2$ for $j \in [p] \setminus \mathcal{S}^*$, then $\log M(\delta_0, \{\bar{\mathbf{u}}_j\}_{j \in [p] \setminus \mathcal{S}^*}) \geq c_{\delta_0} \log p$.*

Basically, Assumption 2.1 says that there are $\Omega(p^{c_{\delta_0}})$ spurious variables that are not too correlated with each other. Violating this assumption means that all the spurious variables are highly correlated with each other, in which case the lower bound (2.3) for the identifiability margin is not necessary to find the true model. Now we are in position to introduce the necessary condition.

Theorem 2.2. *Suppose Assumption 2.1 holds. Furthermore, assume $\{\epsilon_i\}_{i \in [n]}$ are i.i.d. Gaussian noise with variance σ^2 . Consider all the models of size s that are formed by replacing j_0 in \mathcal{S}^* with a spurious variable, namely, $\mathcal{C}_{j_0} := \{\mathcal{S} \subset [p] : |\mathcal{S}| = s, \mathcal{S}^* \setminus \mathcal{S} = \{j_0\}\} \subset \mathcal{A}(s)$. Define the maximum leave-one-out identifiability margin as*

$$\tau^* := \max_{\mathcal{S} \in \mathcal{C}_{j_0}} \frac{\beta_{\mathcal{S}^* \setminus \mathcal{S}}^{*\top} \widehat{\mathbf{D}}(\mathcal{S}) \beta_{\mathcal{S}^* \setminus \mathcal{S}}^*}{|\mathcal{S} \setminus \mathcal{S}^*|} = \max_{\mathcal{S} \in \mathcal{C}_{j_0}} \widehat{D}(\mathcal{S}) \beta_{j_0}^{*2}. \quad (2.6)$$

Then there exist $c, C_1 > 0$, depending on δ_0 in Assumption 2.1, such that whenever $\tau^* < c\sigma^2 \log p/n$, with probability at least $1 - C_1(\log p)^{-1} - 2p^{-1}$, $\mathcal{S}^* \notin \operatorname{argmin}_{\mathcal{S} \subset [p], |\mathcal{S}|=s} R_{\mathcal{S}}$.

Theorem 2.2 shows that under Assumption 2.1, if the maximum leave-one-out identifiability margin violates the lower bound in (2.3), then with high probability we fail to recover the true model.

2.2 Sure screening of BSS with overestimated sparsity

In this section, we study the model selection property of the best subset selection when the model sparsity is overestimated, i.e., $\hat{s} > s$. In this scenario, it is impossible for BSS to achieve exact recovery of the true model, but a desirable property to have is that all the true variables are selected, i.e. $\operatorname{TPR}(\mathcal{S}) = 1$. We call this the sure screening property. Sure screening (Fan and Lv, 2008) eliminates spurious variables and allows us to recover the true model from a much smaller pool of predictors. The following theorem characterizes when BSS achieves the sure screening property.

Theorem 2.3. *Suppose that $\hat{s} \geq s$, $p \geq 3$, and that the design is fixed. For any $\delta \in (0, 1]$, define more generally the identifiability margin as*

$$\tau_*(\hat{s}, \delta) := \min_{\mathcal{S} \in \mathcal{A}(\hat{s}), |\mathcal{S}^* \setminus \mathcal{S}| \geq \delta s} \frac{\beta_{\mathcal{S}^* \setminus \mathcal{S}}^{*\top} \widehat{\mathbf{D}}(\mathcal{S}) \beta_{\mathcal{S}^* \setminus \mathcal{S}}^*}{|\mathcal{S} \setminus \mathcal{S}^*|}. \quad (2.7)$$

Then there exists a universal constant $C > 1$, such that for any $\xi > C$ and $0 \leq \eta < 1$, whenever

$$\tau_*(\hat{s}, \delta) \geq \left(\frac{4\xi}{1-\eta} \right)^2 \frac{\sigma^2 \log p}{n}, \quad (2.8)$$

we have that

$$\mathbb{P} \left(\operatorname{TPR}(\mathcal{S}) \geq 1 - \delta, \forall \mathcal{S} \text{ s.t. } |\mathcal{S}| = \hat{s} \text{ and } R_{\mathcal{S}} \leq R_{\mathcal{S}^*} + n\eta\tau_*(\hat{s}, \delta) \right) \geq 1 - 8sp^{-(C^{-1}\xi-1)}.$$

In particular, when (2.8) holds for some $\delta < s^{-1}$, we have that

$$\mathbb{P}\left(\text{TPR}(\mathcal{S}) = 1, \forall \mathcal{S} \text{ s.t. } |\mathcal{S}| = \hat{s} \text{ and } R_{\mathcal{S}} \leq R_{\mathcal{S}^*} + n\eta\tau_*(\hat{s}, \delta)\right) \geq 1 - 8sp^{-(C^{-1}\xi-1)}. \quad (2.9)$$

Remark 2.4. *Xiong (2014) also studies the sure screening property of BSS when the true sparsity is overestimated. The assumptions therein essentially require $\tau_*(\hat{s}, \delta)$ to be of order at least $n^{-1/2}$, which is more restrictive than our lower bound of order $(\log p/n)^{-1}$ in (2.9). Besides, Xiong (2014) assumes Gaussian noise, while the theorem above accommodates all sub-Gaussian noise.*

Theorem 2.3 can be regarded as a generalization of Theorem 2.1. We can deduce Theorem 2.1 from Theorem 2.3 by setting $\hat{s} = s$ and $\delta = 0$. Besides, note that $\tau_*(\hat{s}, \delta)$ is a monotonically increasing function with respect to δ . Therefore, a larger δ implies that the condition (2.8) is weaker, which corresponds to weaker TPR guarantee. Finally, if we are able to obtain $\hat{\beta}^{\text{best}}(\hat{s})$ exactly, the resulting set of selected variables $\hat{\mathcal{S}}$ satisfies that $R_{\hat{\mathcal{S}}} \leq R_{\mathcal{S}^*}$ and thus enjoys the established TPR guarantee. However, the pursuit of the exact solution is unnecessary: the requirement that $R_{\mathcal{S}} \leq R_{\mathcal{S}^*} + n\eta\tau_*(\hat{s}, \delta)$ suggests that a good approximated solution to the best \hat{s} -subset selection problem suffices to achieve the TPR guarantee. The next section shows that an IHT algorithm can provide such a qualified approximation.

3 Iterative hard thresholding

This section introduces a two-stage iterative hard thresholding (IHT) algorithm that approximately solves the BSS problem and enjoys the TPR guarantee as characterized in Theorem 2.3. IHT is a popular family of algorithms for compressed sensing and sparse regression (Blumensath and Davies, 2008, 2009; Jain et al., 2014). The original IHT algorithm (Blumensath and Davies, 2008, 2009) is essentially ℓ_0 -norm projected gradient descent: in each iteration, the algorithm applies hard thresholding on each coordinate of the gradient to sparsify the gradient and then performs a step of sparse gradient descent. Blumensath and Davies (2008) showed that this IHT algorithm is able to converge to local optima of the BSS problem. Nevertheless, this result does not suffice for deriving the variable selection properties of IHT because of lack of statistical guarantee for these local optima. One more recent work Jain et al. (2014) investigated a two-stage fully corrective IHT algorithm, which is similar to Compressed Sampling Matching Pursuit (CoSaMP) proposed by Needell and Tropp (2009). They showed that when the loss function $\mathcal{L}(\beta)$ in (1.5) satisfies the restricted strong convexity (RSC) and restricted strong smoothness (RSS) conditions, this two-stage IHT algorithm is able to achieve a lower objective value than the global minimum of (1.5) (i.e., $\mathcal{L}(\hat{\beta}^{\text{best}}(\hat{s}))$) by selecting slightly more than \hat{s} variables. Despite the sparsity relaxation there, which is inevitable given the NP-hardness of the problem, this result directly targets the global optimum and thus unlocks the potential for studying the model selection properties of the iterates of IHT.

In this section, we focus on the two-stage fully corrective IHT that is analyzed in Jain et al. (2014). We aim to address the following question: can this IHT algorithm inherit the model selection properties we establish in Section 2? Apparently, one cannot expect it to achieve model consistency, because it needs to select a larger model than the true one to ensure the goodness of fit (Jain et al., 2014, Theorem 4). Therefore, our main interest here is to see whether IHT enjoys the sure screening property as established in Theorem 2.3, or more generally, to assess the TPR of the solution of IHT. In the sequel, we first formally introduce the IHT algorithm and then establish its TPR guarantee.

Algorithm 1 Two-Stage Fully Corrective IHT

- 1: **Input:** Initial value $\widehat{\beta}_0 = \mathbf{0}$, projection size π , expansion size l , sparsity estimate \widehat{s} , convergence threshold $\tau > 0$.
 - 2: $t \leftarrow 0$
 - 3: **repeat**
 - 4: $\mathcal{G}_t \leftarrow \mathcal{T}_{\text{abs}}(\mathbf{X}^\top (\widehat{\beta}_t), l)$
 - 5: $\mathcal{S}_t \leftarrow \text{supp}(\widehat{\beta}_t) \cup \mathcal{G}_t$
 - 6: $\widehat{\beta}_t^\dagger \leftarrow (\mathbf{X}_{\mathcal{S}_t}^\top \mathbf{X}_{\mathcal{S}_t})^{-1} \mathbf{X}_{\mathcal{S}_t}^\top \mathbf{y}$
 - 7: $\mathcal{S}_t^\dagger \leftarrow \mathcal{T}_{\text{abs}}(\widehat{\beta}_t^\dagger, \pi)$
 - 8: $\widehat{\beta}_{t+1} \leftarrow (\mathbf{X}_{\mathcal{S}_t^\dagger}^\top \mathbf{X}_{\mathcal{S}_t^\dagger})^{-1} \mathbf{X}_{\mathcal{S}_t^\dagger}^\top \mathbf{y}$
 - 9: $t \leftarrow t + 1$
 - 10: **until** $\|\widehat{\beta}_t - \widehat{\beta}_{t-1}\|_2 \leq \tau$
 - 11: $\widehat{\beta}^{\text{iht}} \leftarrow \widehat{\beta}_t$
 - 12: $\widehat{\mathcal{S}}^{\text{iht}} = \mathcal{T}_{\text{abs}}(\widehat{\beta}^{\text{iht}}, \min(\widehat{s}, \pi)) \cup \mathcal{T}_{\text{abs}}(\mathbf{X}^\top (\widehat{\beta}^{\text{iht}}), \max(0, \widehat{s} - \pi))$
 - 13: **Output:** $\widehat{\mathcal{S}}^{\text{iht}}$.
-

3.1 Algorithm

Here we introduce the two-stage fully corrective IHT algorithm in Jain et al. (2014). For any $\mathbf{v} \in \mathbb{R}^p$ and $r \in \mathbb{N}$, let

$$\mathcal{T}_{\text{abs}}(\mathbf{v}, r) := \{j : |v_j| \text{ is among the top } r \text{ largest values of } \{|v_k|\}_{k=1}^p\}.$$

The pseudocode of the algorithm is presented in Algorithm 1. As the name indicates, this IHT algorithm has two stages in each iteration: variable recruiting and elimination. It first recruits the variables that correspond to the largest components of the gradient. When \mathcal{L} is square loss, the gradient is the covariance between the residuals $\mathbf{y} - \mathbf{X}\widehat{\beta}_t$ and the predictors \mathbf{X} . Hence, this recruiting stage can be interpreted as pulling in the variables with the highest marginal explanation power for the residuals. Then, the algorithm fits an OLS on the resulting expanded model (“fully corrective” step). Finally, the algorithm eliminates the variables with small coefficients in the OLS (the second stage), so that the sparsity of the model reduces back to π . In a nutshell, Algorithm 1 alternates between forward and backward selection until the model selection becomes stationary. Once the convergence threshold is hit, Algorithm 1 adjusts the model size to be \widehat{s} by another round of variable recruiting or elimination that is similar to that inside the loop.

For brevity, we refer to Algorithm 1 as simply IHT from now on.

3.2 TPR guarantees of IHT

In this section, we establish the TPR guarantee of the iterates of IHT. Let $\mathcal{L}(\beta) = n^{-1} \sum_{i=1}^n (y_i - \mathbf{x}_i^\top \beta)^2$. Define $L := \max_{|S| \leq 2\pi+l} \lambda_{\max}(\widehat{\Sigma}_{SS})$, $\alpha := \min_{|S| \leq 2\pi+s} \lambda_{\min}(\widehat{\Sigma}_{SS})$ and $\kappa := L/\alpha$, where π and l are the projection size and expansion size in IHT. We first present a proposition on the optimization error rate of IHT (Jain et al., 2014, Theorem 4) that serves as the backbone of our TPR analysis.

Proposition 3.1. *Choose $l \geq s$ and $\pi \geq 4\kappa^2 l + s - l \geq 4\kappa^2 s$ in IHT. Denote the t th iteration of IHT by $\widehat{\beta}_t^{\text{iht}}$. There exists a universal constant C such that for any $\epsilon > 0$ and any $t \geq C\kappa \log \frac{\mathcal{L}(\widehat{\beta}_0^{\text{iht}})}{\epsilon}$,*

we have that $\mathcal{L}(\widehat{\beta}_t^{\text{iht}}) - \mathcal{L}(\widehat{\beta}^{\text{best}}(s)) \leq \epsilon$.

Proposition 3.1 shows that as long as the restricted condition number κ is well above from zero, IHT can fast approximate the minimum objective of the best- s -subset problem (1.5) with π variables. Combining this optimization guarantee with Theorem 2.3, we can establish the following TPR guarantee of IHT.

Theorem 3.1. *Suppose that $p \geq 3$ and that the design is fixed. For any $\pi > s$, let the identifiability margin $\tau_*(\pi, \delta)$ be defined as in Theorem 2.3. Choose the same π and l as in Proposition 3.1. Then there exist universal constants C_1, C_2 such that for any $\xi > C_1, \delta \in (0, 1]$ and $0 \leq \eta < 1$, whenever*

$$\tau_*(\pi, \delta) \geq \left(\frac{4\xi}{1-\eta} \right)^2 \frac{\sigma^2 \log p}{n}, \quad (3.1)$$

we have that

$$\mathbb{P}(\text{TPR}(\widehat{\beta}_t^{\text{iht}}) \geq 1 - \delta) \geq 1 - 8sp^{-(C_1^{-1}\xi-1)}$$

for any $t \geq C_2\kappa \log \frac{\mathcal{L}(\widehat{\beta}_0^{\text{iht}})}{n\eta\tau_*(\pi, \delta)}$. In particular, when (3.1) holds for $\delta < s^{-1}$, we have that

$$\mathbb{P}(\text{TPR}(\widehat{\beta}_t^{\text{iht}}) = 1) \geq 1 - 8sp^{-(C_1^{-1}\xi-1)}$$

for any $t \geq C_2\kappa \log \frac{\mathcal{L}(\widehat{\beta}_0^{\text{iht}})}{n\eta\tau_*(\pi, \delta)}$.

Remark 3.1. *We emphasize that the restricted condition number κ only affects the convergence speed of the IHT algorithm and has no impact on the TPR guarantee that IHT can ultimately achieve after sufficiently many iterations. In other words, $\kappa > 0$ is an algorithmic rather than statistical requirement, and $\tau_*(\pi, \delta)$ is still the underpinning quantity that determines if IHT is able to achieve sure screening.*

Given the sure screening property and the sparsity level of $\widehat{\beta}_t^{\text{iht}}$, one can compute the BSS problem (1.5) on $\text{supp}(\widehat{\beta}_t^{\text{iht}})$ to further enhance the quality of model selection. For any sparsity estimate \widehat{s} , define $\widetilde{\beta}_t^{\text{iht}}(\widehat{s})$ to be the solution of the best- \widehat{s} subset selection on the support by $\widehat{\beta}_t^{\text{iht}}$, i.e.,

$$\widetilde{\beta}_t^{\text{iht}}(\widehat{s}) := \underset{\substack{\beta \in \mathbb{R}^p, \|\beta\|_0 \leq \widehat{s}, \\ \text{supp}(\beta) \subset \text{supp}(\widehat{\beta}_t^{\text{iht}})}}{\text{argmin}} \mathcal{L}(\beta).$$

The following corollary shows that should the true sparsity is known, the resulting two-step procedure is able to recover exactly the true model with high probability.

Corollary 3.1. *Choose $l \geq s$ and $\pi \geq 4\kappa^2 l$ in IHT. Under the same assumptions as in Theorem 3.1, there exist universal constants C_1, C_2 such that for any $\xi > C_1$ and $0 \leq \eta < 1$, whenever $\tau_*(\pi, \delta) \geq 16\xi^2\sigma^2 \log(p)/\{(1-\eta)^2 n\}$ for some $\delta < s^{-1}$, we have that*

$$\mathbb{P}\left\{ \text{supp}\{\widetilde{\beta}_t^{\text{iht}}(s)\} = \mathcal{S}^*, \forall t \geq C_1\kappa \log \left(\frac{\mathcal{L}(\widehat{\beta}_0^{\text{iht}})}{n\eta\tau_*(\pi, \delta)} \right) \right\} \geq 1 - 8sp^{-(C_2^{-1}\xi-1)}.$$

Remark 3.2. *Two-stage and multi-stage screening procedures are common variable selection strategies for high-dimensional sparse linear models (Wasserman and Roeder, 2009; Ji and Jin, 2012; Wang et al., 2020). Wasserman and Roeder (2009) propose to first fit multiple candidate models*

on the solution path of LASSO, then select one model by cross validation and finally use hypothesis testing to eliminate some variables. Under the sparse Riesz condition, they show that the proposed approach is able to achieve model consistency. Ji and Jin (2012) propose a screen and clean approach called Univariate Penalization Screening (UPS) and show that it delivers optimal asymptotic rate of Hamming risk under sparse correlation between covariates. Wang et al. (2020) consider a two-stage approach that first obtains the bridge estimators of the regression coefficients and then thresholds the estimators to select important variables. They evaluate asymptotic FDP and TPR with precise constants under independent Gaussian design. The difference between our result and these is that we are mainly interested in model selection under highly correlated design. Our take-home message is that regardless of how large κ is, our two-stage approach can achieve model consistency with high probability given the true sparsity and a sufficient number of iterations, which illustrates the robustness of the approach against design dependence.

4 Simulation study

The goal of this section is to compare the TPR-FDR curves corresponding to the solution paths of IHT and other competing methods on synthetic datasets. An ideal model selector should exhibit high TPR and low FDR once configured appropriately, yielding a Γ -shaped TPR-FDR curve. We consider the following three competing methods:

- Sure Independence Screening (SIS, Fan and Lv (2008)): SIS selects the variables that have top marginal correlation with the response. It is essentially the very first iteration of IHT with zero initialization and standardized design.
- LASSO: LASSO chooses $p_\lambda(|\beta|) = \lambda|\beta|$ in (1.2).
- SCAD: SCAD chooses p_λ in (1.2) satisfying that

$$p'_\lambda(|\beta|) = \lambda \left\{ 1_{\{|\beta| \leq \lambda\}} + \frac{(a\lambda - |\beta|)_+}{(a-1)\lambda} 1_{\{|\beta| > \lambda\}} \right\}.$$

In IHT, we choose the projection size π to be 50 or 100. Then we plot the TPR against the FDR of $\hat{\beta}^{\text{iht}}(\hat{s})$ as \hat{s} varies from 1 to p . As for LASSO and SCAD, we compute and present their TPR and FDR as λ goes through a properly predefined sequence. Moreover, we point out the average FDR and TPR of LASSO and SCAD with λ maximizing the 10-fold cross validation score. Columns of \mathbf{X} are always standardized before being fed to the algorithms.

We generate the data as follows:

1. $p = 1,000$, $s = 50$, $\mathcal{S}^* = [s]$ and $n = \lceil 2s \log p \rceil$;
2. $\beta_j^* = 0$ for $j \in (\mathcal{S}^*)^c$, and $\{(\beta_j^*/\beta_{\min}) - 1\}_{j \in \mathcal{S}^*} \stackrel{\text{i.i.d.}}{\sim} \chi_1^2$, where $\beta_{\min} = 0.1$;
3. $\{\mathbf{x}_i\}_{i \in [n]} \stackrel{\text{i.i.d.}}{\sim} \mathcal{N}(\mathbf{0}, \Sigma)$ and $\{\epsilon_i\}_{i \in [n]} \stackrel{\text{i.i.d.}}{\sim} \mathcal{N}(0, \sigma^2)$, where Σ and σ are specified in the subsequent subsections.

We consider three possible setups of Σ for comparison: covariance with exponential decay, equicorrelation and a factor model.

4.1 Covariance with exponential decay

Here for $i, j \in [p]$, we set $\Sigma_{i,j} = q^{|i-j|}$ where we choose $q = 0, 0.5, 0.8$. We consider two noise levels: $\sigma = 0.3$ or 0.6 . We present the TPR-FDR curves of the aforementioned selection methods in Fig. 1. We have the following observations:

- (i) In the low-noise setting ($\sigma = 0.3$), the IHT algorithm yields nearly a Γ -shaped TPR-FDR curve regardless of the choice of $\pi = 50$ or 100 . In contrast, as the design becomes more and more correlated (q increases), the TPR-FDR curves of LASSO and SCAD gradually deviate from the Γ shape. SIS performs poorly, as it ignores the correlation of the designs.
- (ii) In the high-noise setting ($\sigma = 0.6$), all the investigated approaches perform worse than in the low-noise setting. Nevertheless, as clearly illustrated by Figure 1(f), IHT yields reasonably high TPR when FDR is below 0.1, while neither LASSO, SCAD nor SIS has TPR higher than 0.2 when their FDR is below 0.1. This suggests that IHT is better than LASSO, SCAD and SIS in terms of controlling FDR in the presence of strong collinearity of design and high noise level.
- (iii) The CV-tuned LASSO and SCAD have high FDR, suggesting that they tend to select dense models to achieve good prediction performance.

4.2 Equicorrelation

Here we set Σ as follows: $\Sigma_{i,j} = 1$ if $i = j$, and $\Sigma_{i,j} = q$ otherwise. We again consider two noise levels: $\sigma = 0.3$ or 0.6 , and illustrate the TPR and FDR of all the methods in Figure 2. We have the following two observations:

- (i) The performance gap between IHT and other methods further widens compared with Section 4.1: IHT still yields a nearly Γ -shaped TPR-FDR curve, while neither LASSO, SCAD nor SIS does so. In particular, in Figure 2(d), IHT yields reasonably high TPR when its FDR is below 0.1, while LASSO, SCAD and SIS have nearly zero TPR when their FDR is below 0.1. This further suggests that IHT is substantially more robust to collinearity of the design than LASSO, SCAD and SIS in terms of model selection.
- (ii) Blessed by the nonconvexity of the penalty, SCAD is able to correct its selected model by replacing spurious variables with correct ones when λ decreases within a certain phase. This is the reason that the TPR-FDR curve of SCAD can pivot in the north-west direction to the oracle point (TPR = 1, FDR = 0), and that the CV-tuned SCAD estimator has lower FDR than the CV-tuned LASSO estimator.

4.3 Factor model

Here we let $\Sigma = \Sigma_b + \Sigma_u$, where $\Sigma_u = \mathbf{I}$ and $\Sigma_b = \mathbf{V}\Lambda_0\mathbf{V}^\top$ contains the spiky part of the covariance structure. Here we let $\mathbf{V} \in \mathcal{O}_{p,K}$, where

$$\mathcal{O}_{p,K} = \left\{ \mathbf{U} \in \mathbb{R}^{p \times K} : \mathbf{U}^\top \mathbf{U} = \mathbf{I}_{K \times K} \right\}.$$

We let $\Lambda_0 \in \mathbb{R}^{K \times K}$ be a diagonal matrix consisting of the K spiky eigenvalues of Σ_b . We let $K = 2$ and consider the following two cases: $\Lambda_0 = \text{diag}(2p, p)$ and $\text{diag}(2\sqrt{p}, \sqrt{p})$. We present the

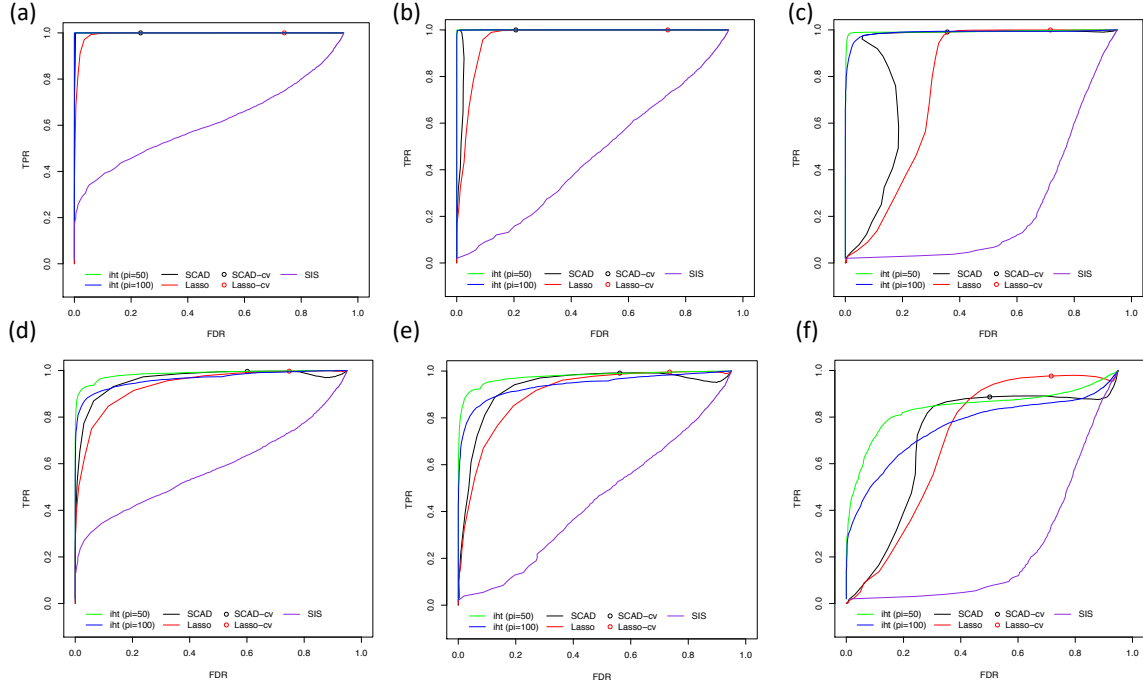


Figure 1: Setting 1: Covariance with exponential decay ($\Sigma_{i,j} = q^{|i-j|}$ where $q = 0, 0.5$ and 0.8). In the first and second rows, the noise level is set as $\sigma = 0.3$ and 0.6 respectively; The first, second and third columns correspond to $q = 0, 0.5$ and 0.8 respectively. The black and red lines represent the TPR-FDR curves of $\hat{\beta}^{\text{pen}}$ as λ varies, while the green and blue lines represent the TPR-FDR curves of $\{\hat{\beta}^{\text{iht}}(\hat{s})\}_{\hat{s}=1}^p$ with projection size $\pi = 50$ and 100 respectively as \hat{s} varies. The blueviolet curve represents the TPR-FDR curve of SIS as the selected model size varies. The dots indicate the TPR and FDR of $\hat{\beta}^{\text{pen}}$ with λ chosen by 10-fold cross validation.

TPR-FDR curves in Fig. 3. Similarly to the previous two cases, IHT is still the best among all the investigated methods in terms of FDR and TPR, especially when the covariance structure is more spiky ($\mathbf{\Lambda}_0 = \text{diag}(2p, p)$). Besides, as λ decreases from its largest value, the TPR-FDR curve of SCAD first goes east and then pivots sharply to the west to follow the curve of IHT, thanks to its nonconvex penalty.

5 Real datasets

5.1 The Diabetes dataset

We first consider the Diabetes Dataset that was studied in Efron et al. (2004) and Bertsimas et al. (2016). The response of interest is a quantitative measure of disease progression one year after baseline, and the predictors include ten baseline variables (age, sex, body-mass index, etc) as well as their quadratic terms. The total sample size $n = 442$, and the dimension $p = 64$. All feature columns are centered and normalized such that their L_2 -norms are ones.

To compare LASSO, SCAD, SIS and IHT, we randomly divide the dataset into a training set (80% observations) and a testing set (20% observations). Then we apply these four algorithms

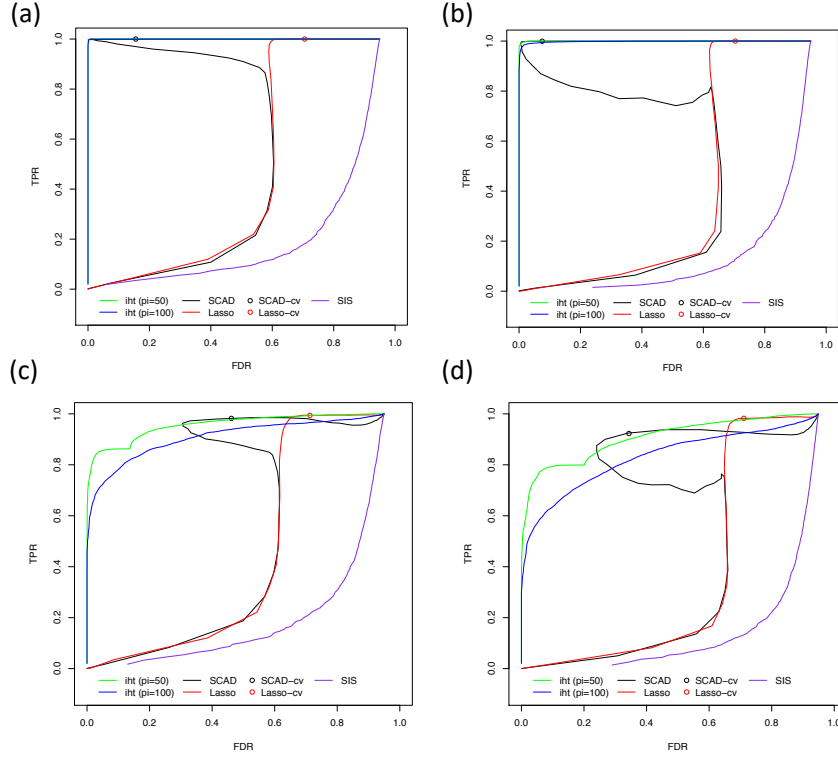


Figure 2: Setting 2: Constant correlation model ($\Sigma_{i,j} = 1$ if $i = j$, and $\Sigma_{i,j} = q$ otherwise). In the first and second rows, the noise level is set as $\sigma = 0.3$ and 0.6 respectively. The first and second columns correspond to $q = 0.5$ and 0.8 respectively. The black and red lines represent the TPR-FDR curves of $\hat{\beta}^{\text{pen}}$ as λ varies, while the green and blue lines represent the TPR-FDR curves of $\{\hat{\beta}^{\text{iht}}(\hat{s})\}_{\hat{s}=1}^p$ with projection size $\pi = 50$ and 100 respectively as \hat{s} varies. The dots indicate the TPR and FDR of $\hat{\beta}^{\text{pen}}$ with λ chosen by 10-fold cross validation. The blueviolet curve represents the TPR-FDR curve of SIS.

to the training set with tuning parameters chosen by cross validation. We investigate the testing performance as well as the size of the trained model. For SIS, the tuning parameter is the number of features selected according to marginal correlation, and out-of-sample R^2 is calculated using the least squares refitted model on the top features. The results are shown in table 1. As we can see, IHT selects a much sparser model than both LASSO and SCAD, while achieving a similar out-of-sample R^2 as LASSO and SCAD. Besides, IHT agrees with LASSO and SCAD on the most important features: `bmi` (body mass index), `ltg`, `map` (two blood serum measurements), `age.sex` (interaction between the variables `age` and `sex`), `hdl` (a blood serum measurement) and `sex` (sex). SIS obtains a worse R^2 , and the top selected features are different.

Moreover, we assess all the four methods with additional artificial noise features. Specifically, we add p_n (ranging from 100 to 500) noise features that are highly correlated with each other but independent of the original features. The noise features are Gaussian with mean 0 and covariance matrix $\Sigma_{p_n} = 0.5\mathbf{I}_{p_n} + 0.5\mathbf{1}_{p_n}\mathbf{1}_{p_n}^\top \in \mathbb{R}^{p_n \times p_n}$. All the features are standardized before being fed into the algorithms. After that, we randomly divide the dataset into a training set and a testing set

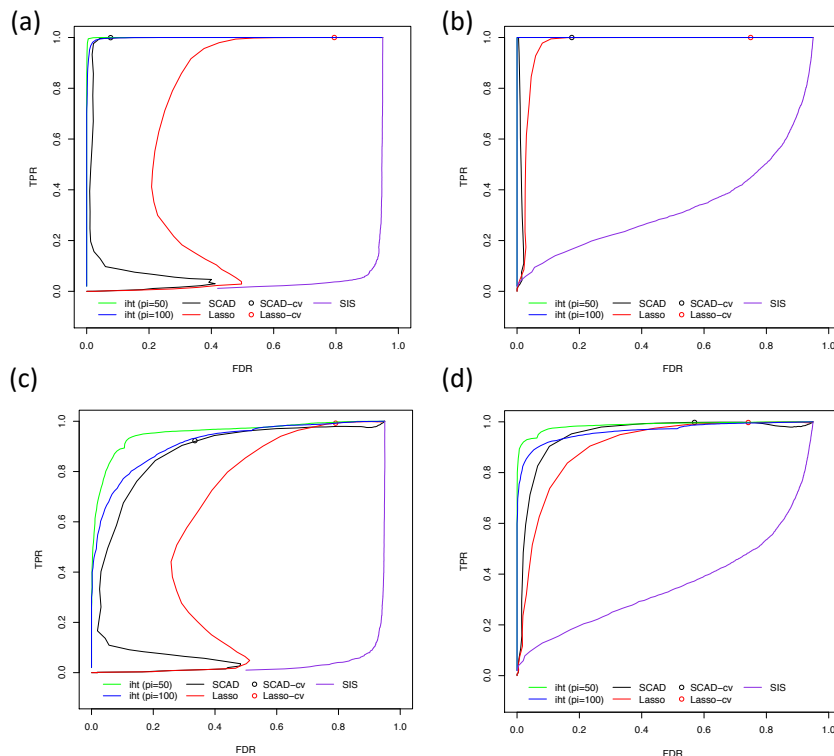


Figure 3: Setting3: Factor model. In the first and second rows, the noise level is set as $\sigma = 0.3$ and 0.6 respectively; The first and second columns correspond to $\Lambda_0 = \text{diag}(2p, p)$ and $\text{diag}(2\sqrt{p}, \sqrt{p})$ respectively. The black and red lines represent the TPR-FDR curves of $\hat{\beta}^{\text{pen}}$ as λ varies, while the green and blue lines represent the TPR-FDR curves of $\{\hat{\beta}^{\text{iht}}(\hat{s})\}_{\hat{s}=1}^p$ with projection size $\pi = 50$ and 100 respectively as \hat{s} varies. The dots indicate the TPR and FDR of $\hat{\beta}^{\text{pen}}$ with λ chosen by 10-fold cross validation. The blueviolet curve represents the TPR-FDR curve of SIS.

Table 1: Model selection and prediction of Lasso, SCAD, IHT and SIS on the Diabetes dataset (Efron et al., 2004). The column “ R^2 ” represents out-of-sample R^2 on the test dataset; The column “Model Size” represents the number of features selected by the trained model; the “Most Significant Features” shows the top 6 features corresponding entries with the highest p values in the refitted coefficients. The meanings of the features shown here are explained in the main text.

	R^2	Model Size	Most Significant Features (top 6)
LASSO	0.537	14	bmi, ltg, map, age.sex, hdl, sex
SCAD	0.562	16	bmi, ltg, map, age.sex, hdl, sex
IHT	0.554	6	bmi, ltg, map, age.sex, hdl, sex
SIS	0.517	9	ltg, bmi, map, bmi ² , tc, glu

as before. We then perform the variable selection procedures and examine the model size and the number of noise variables that are falsely selected. The results are shown in Fig. 4. We can see that as the number of noise features increases, LASSO and SCAD select larger models with more

noise variables. In particular, when $p_n = 500$, around half of the features selected by LASSO are artificial noise features. In contrast, IHT always selects a small model with a tiny fraction of noise variables. SIS also selects a simple model with few noise features consistently, because the added noise features are independent of the original data.

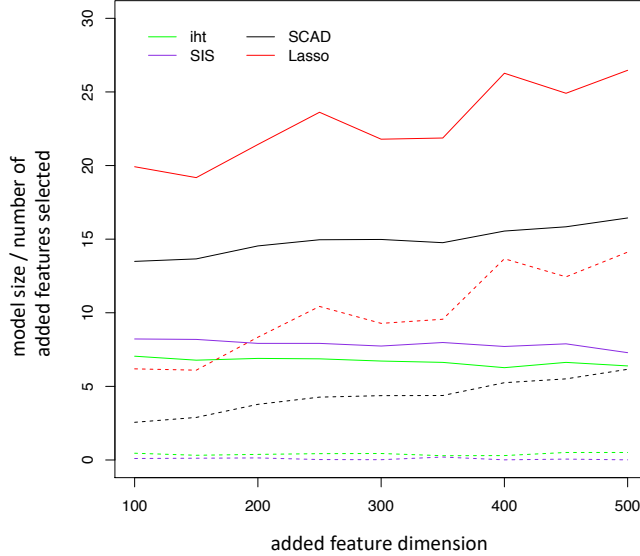


Figure 4: Model selection and prediction of Lasso, SCAD, IHT and SIS on the Diabetes dataset (Efron et al., 2004) with additional noise features. The noise features are added independently of the original features and follow $\mathcal{N}(0, \Sigma_{p_n})$, where $\Sigma_{p_n} = 0.5\mathbf{I}_{p_n} + 0.5\mathbf{1}_{p_n}\mathbf{1}_{p_n}^\top \in \mathbb{R}^{p_n \times p_n}$ has 1's in all its diagonal entries and 0.5's in its off-diagonal entries. All the algorithms are evaluated through 100 independent generations of random noise features with $p_n = 100, 150, \dots, 500$. The solid lines represent the average model size, while the dashed lines represent the number of artificial noise features that are mistakenly selected.

5.2 The Monthly Macroeconomic Dataset

We now turn to a macroeconomic dataset extracted from the FRED-MD database (McCracken and Ng, 2016). The dataset contains monthly observations of 129 macroeconomic variables covering aspects such as labor market, housing, consumption, money and credit, interest and exchange rates, prices, stock market, etc. Our primary goal is to conduct association studies and find out how these variables are related to each other. In particular, we study how *unemployment rate* and *consumer price index* are associated with the other macroeconomic variables. Towards this end, we extract observations from January 1980 to November 2018 and use the last ten years' data as the testing data and the rest as the training data. For each target variable, in pursuit of a meaningful model, we delete the columns that are related with it in a straightforward and trivial manner. For instance, when predicting the unemployment rate, we delete the columns such as the number of civilians unemployed for fewer than 5 weeks, number of civilians unemployed for 5 to 14 weeks, number of civilians unemployed for 15 to 26 weeks, etc. Then, we apply the four algorithms assessed in the previous subsection with tuning parameters chosen by cross validation. As in the analysis of the Diabetes Dataset, we assess both the prediction performance and the size of the selected model.

Table 2: Model selection and prediction of Lasso, SCAD, IHT and SIS on the macroeconomic dataset (McCracken and Ng, 2016) for unemployment rate association studies. The column “ R^2 ” represents out-of-sample R^2 on the test dataset; the column “Model Size” represents the number of features selected by the trained model; the column “ $R^2_{(10)}$ ” represents the out-of-sample R^2 of the refitted least squares model using the 10 most important variables in each model (If model size is less than 10, then refitting is done using all selected variables; the “Most Significant Features” column gives the top 5 features corresponding to entries with the least p-values in the refitted coefficients. To save the space in the main text, we relegate the meanings of the features to Section 6.6 in the Appendix.

	R^2	Model Size	$R^2_{(10)}$	Most Significant Features (top 5)
LASSO	0.517	40	0.462	HUIURATIO, HWI, COMPAPFFx, M1SL, UEMPMEAN
SCAD	0.422	7	0.362	HUIURATIO, HWI, DMANEMP, PAYEMS, UEMPMEAN
IHT	0.470	4	0.470	HUIURATIO, HWI, DMANEMP, PAYEMS
SIS	0.171	10	0.171	HUIURATIO, IPDMAT, IPMANSICS, INDPRO, PAYEMS

Table 3: Model selection and prediction of Lasso, SCAD, IHT and SIS on the macroeconomic dataset (McCracken and Ng, 2016) for CPI association studies. The column “ R^2 ” represents out-of-sample R^2 on the test dataset; the column “Model Size” represents the number of features selected by the trained model; the column “ $R^2_{(10)}$ ” represents the out-of-sample R^2 of the refitted least squares model using the 10 most important variables in each model (If model size is less than 10, then refitting is done using all selected variables); the “Most Significant Features” shows the top 5 features corresponding entries with the highest p values in the refitted coefficients. The meanings of the features shown here are explained in the main text.

	R^2	Model Size	$R^2_{(10)}$	Most Significant Features (top 5)
LASSO	0.902	20	0.876	DNDGRG3M086SBEA, PCEPI, FEDFUNDS, NDMANEMP, BUSINVx
SCAD	0.909	15	0.891	DNDGRG3M086SBEA, PCEPI, FEDFUNDS, NDMANEMP, WPSID61
IHT	0.905	2	0.905	DNDGRG3M086SBEA, PCEPI
SIS	0.903	6	0.903	DNDGRG3M086SBEA, PCEPI, WPSID61, WPSID62, WPSFD49207

Tables 2 and 3 show the output model size, top five important features as well as the out-of-sample R^2 of the four methods when we predict the unemployment rate and CPI. As different models yield different model sizes, to make more fair comparisons, we additionally report the out-of-sample R^2 of the refitted least squares model using the 10 most significant variables in each model (If model size is less than 10, then refitting is done using all selected variables). In both tasks, IHT achieves a similar R^2 as LASSO and SCAD with a much smaller model. Moreover, the ten most significant features selected by IHT also achieve better prediction performance than those selected by the other methods. In addition, the performance of SIS is relatively unstable: while SIS has similar R^2 as the other approaches in predicting CPI, it performs much more poorly than the others in predicting the unemployment rate. To save the space in the main text, we relegate the meanings of the features to Section 6.6 in the Appendix.

Similarly to the diabetes dataset, we further explore the variable selection properties of all the four algorithms by incorporating noise features. Specifically, we generate p_n ($p_n = 10, 30, 50$) spuri-

Table 4: Model selection and prediction of Lasso, SCAD, IHT and SIS on the macroeconomic dataset McCracken and Ng (2016) with additional noise features for unemployment rate association studies. The noise features are added independently of the original features, and are generated with the distribution $\mathcal{N}(0, \Sigma_{p_n})$, where $\Sigma_{p_n} = 0.5\mathbf{I}_{p_n} + 0.5\mathbf{1}_{p_n}\mathbf{1}_{p_n}^\top \in \mathbb{R}^{p_n \times p_n}$ has 1 in all its diagonal entries and 0.5 in its off-diagonal entries. All algorithms are evaluated through 100 independent generation of random noise features with $p_n = 10, 30, 50$. The column “ R^2 ” represents the averaged out-of-sample R^2 on the test dataset; The column “Model Size” represents the average number of features selected by the trained model; The “Noise Variables Selected” column gives the average number of noise features that are selected into the model. The associated standard errors are put in the subscript.

		R^2	Model Size	Noise Variables Selected
$p_n = 10$	LASSO	0.495 _(0.003)	49.750 _(1.106)	3.840 _(0.234)
	SCAD	0.424 _(0.002)	11.310 _(0.340)	0.550 _(0.073)
	IHT	0.497 _(0.004)	6.880 _(0.167)	0.040 _(0.032)
	SIS	0.148 _(0.003)	8.360 _(0.198)	0 ₍₀₎
$p_n = 30$	LASSO	0.550 _(0.003)	47.820 _(1.360)	7.610 _(0.488)
	SCAD	0.426 _(0.001)	10.960 _(0.283)	0.830 _(0.102)
	IHT	0.479 _(0.006)	6.320 _(0.109)	0.040 _(0.024)
	SIS	0.145 _(0.003)	8.080 _(0.201)	0 ₍₀₎
$p_n = 50$	LASSO	0.510 _(0.003)	49.630 _(1.679)	11.850 _(0.806)
	SCAD	0.425 _(0.002)	12.730 _(0.433)	1.910 _(0.180)
	IHT	0.468 _(0.007)	6.120 _(0.069)	0.040 _(0.020)
	SIS	0.150 _(0.003)	8.480 _(0.195)	0 ₍₀₎

ous Gaussian features with mean 0 and covariance matrix $\Sigma_{p_n} = 0.5\mathbf{I}_{p_n} + 0.5\mathbf{1}_{p_n}\mathbf{1}_{p_n}^\top$ (independently of the original features). All features are standardized before being fed into the algorithms. Then, after randomly dividing the dataset into a training set and a testing set, we apply all the four algorithms and examine their out-of-sample R^2 , model size, and number of noise variables that are selected into the model. The results are shown in Tables 4 and 5. We can observe that as the number of noise variables increases, the out-of-sample R^2 and the model size remain stable for all the algorithms. Nevertheless, IHT and SIS consistently select very few noise variables, while LASSO and SCAD select an increasing number of noise variables. In particular, IHT and SIS never select any noise variables in the CPI association study. This in turn suggests that LASSO might select quite a number of spurious variables in the earlier study without artificial noise variables.

To summarize, IHT yields outstanding performance on both real datasets. Compared with LASSO and SCAD, IHT yields a much simpler model and is more robust to spurious artificial features, while achieving similar out-of-sample R^2 . Compared with SIS, IHT achieves a much higher out-of-sample R^2 .

References

AKAIKE, H. (1974). A new look at the statistical model identification. *IEEE Transactions on Automatic Control* **19** 716–723.

Table 5: Model selection and prediction of Lasso, SCAD, IHT and SIS on the macroeconomic dataset McCracken and Ng (2016) with additional noise features for CPI association studies. The noise features are added independently of the original features, and are generated with the distribution $\mathcal{N}(0, \Sigma_{p_n})$, where $\Sigma_{p_n} = 0.5 \cdot \mathbf{I}_{p_n} + 0.5 \cdot \mathbf{1}_{p_n} \mathbf{1}_{p_n}^\top \in \mathbb{R}^{p_n \times p_n}$ has 1 in all its diagonal entries and 0.5 in its off-diagonal entries. All algorithms are evaluated through 100 independent generation of random noise features with $p_n = 10, 30, 50$. The column “ R^2 ” represents the averaged out-of-sample R^2 on the test dataset; The column “Model Size” represents the average number of features selected by the trained model; The “Noise Variables Selected” column gives the average number of noise features that are selected into the model. The associated standard errors are put in the subscript.

		R^2	Model Size	Noise Variables Selected
$p_n = 10$	LASSO	0.904 _(5e-4)	20.900 _(0.486)	1.400 _(0.130)
	SCAD	0.908 _(1e-4)	13.670 _(0.313)	0.370 _(0.065)
	IHT	0.905 ₍₀₎	2.000 ₍₀₎	0 ₍₀₎
	SIS	0.903 ₍₀₎	6.000 ₍₀₎	0 ₍₀₎
$p_n = 30$	LASSO	0.905 _(6e-4)	20.870 _(0.668)	2.760 _(0.259)
	SCAD	0.908 _(2e-4)	15.030 _(0.268)	1.210 _(0.109)
	IHT	0.905 ₍₀₎	2.000 ₍₀₎	0 ₍₀₎
	SIS	0.903 ₍₀₎	6.000 ₍₀₎	0 ₍₀₎
$p_n = 50$	LASSO	0.905 _(7e-4)	22.120 _(0.730)	3.640 _(0.331)
	SCAD	0.909 _(1e-4)	13.710 _(0.334)	1.050 _(0.103)
	IHT	0.905 ₍₀₎	2.000 ₍₀₎	0 ₍₀₎
	SIS	0.903 ₍₀₎	6.000 ₍₀₎	0 ₍₀₎

- AKAIKE, H. (1998). Information theory and an extension of the maximum likelihood principle. *Selected Papers of Hirotugu Akaike* 199–213.
- BARRON, A., BIRGÉ, L. and MASSART, P. (1999). Risk bounds for model selection via penalization. *Probability Theory and Related Fields* **113** 301–413.
- BERTSIMAS, D., KING, A. and MAZUMDER, R. (2016). Best subset selection via a modern optimization lens. *The Annals of Statistics* **44** 813–852.
- BERTSIMAS, D. and VAN PARYS, B. (2020). Sparse high-dimensional regression: Exact scalable algorithms and phase transitions. *The Annals of Statistics* **48** 300–323.
- BLUMENSATH, T. and DAVIES, M. E. (2008). Iterative thresholding for sparse approximations. *Journal of Fourier Analysis and Applications* **14** 629–654.
- BLUMENSATH, T. and DAVIES, M. E. (2009). Iterative hard thresholding for compressed sensing. *Applied and Computational Harmonic Analysis* **27** 265–274.
- BÜHLMANN, P. and VAN DE GEER, S. (2011). *Statistics for High-Dimensional Data: Methods, Theory and Applications*. Springer Science & Business Media.
- CHEN, S. S., DONOHO, D. L. and SAUNDERS, M. A. (1998). Atomic decomposition by basis pursuit. *SIAM Journal on Scientific Computing* **20** 33–61.
- EFRON, B., HASTIE, T., JOHNSTONE, I. and TIBSHIRANI, R. (2004). Least angle regression. *The Annals of Statistics* **32** 407–499.

- FAN, J. and LI, R. (2001). Variable selection via nonconcave penalized likelihood and its oracle properties. *Journal of the American Statistical Association* **96** 1348–1360.
- FAN, J., LI, R., ZHANG, C.-H. and ZOU, H. (2020). *Statistical Foundations of Data Science*. CRC press.
- FAN, J., LIU, H., SUN, Q. and ZHANG, T. (2018). I-LAMM for sparse learning: Simultaneous control of algorithmic complexity and statistical error. *The Annals of Statistics* **46** 814.
- FAN, J. and LV, J. (2008). Sure independence screening for ultrahigh dimensional feature space. *Journal of the Royal Statistical Society: Series B (Statistical Methodology)* **70** 849–911.
- FAN, J. and LV, J. (2011). Nonconcave penalized likelihood with NP-dimensionality. *IEEE Transactions on Information Theory* **57** 5467–5484.
- FAN, J. and PENG, H. (2004). Nonconcave penalized likelihood with a diverging number of parameters. *The Annals of Statistics* **32** 928–961.
- FOSTER, D., KARLOFF, H. and THALER, J. (2015). Variable selection is hard. In *Conference on Learning Theory*.
- HASTIE, T., TIBSHIRANI, R. and TIBSHIRANI, R. J. (2017). Extended comparisons of best subset selection, forward stepwise selection, and the lasso. *arXiv preprint arXiv:1707.08692* .
- JAIN, P., TEWARI, A. and KAR, P. (2014). On iterative hard thresholding methods for high-dimensional M-estimation. In *Advances in Neural Information Processing Systems*.
- JI, P. and JIN, J. (2012). UPS delivers optimal phase diagram in high-dimensional variable selection. *The Annals of Statistics* **40** 73–103.
- LOH, P.-L. and WAINWRIGHT, M. J. (2015). Regularized M-estimators with nonconvexity: Statistical and algorithmic theory for local optima. *The Journal of Machine Learning Research* **16** 559–616.
- LOH, P.-L. and WAINWRIGHT, M. J. (2017). Support recovery without incoherence: A case for nonconvex regularization. *The Annals of Statistics* **45** 2455–2482.
- MALLOWS, C. L. (1973). Some comments on c_p . *Technometrics* **15** 661–675.
- MCCRACKEN, M. W. and NG, S. (2016). FRED-MD: A monthly database for macroeconomic research. *Journal of Business & Economic Statistics* **34** 574–589.
- NEEDEL, D. and TROPP, J. A. (2009). Cosamp: Iterative signal recovery from incomplete and inaccurate samples. *Applied and Computational Harmonic Analysis* **26** 301–321.
- RUDELSON, M. and VERSHYNIN, R. (2013). Hanson-Wright inequality and sub-Gaussian concentration. *Electronic Communications in Probability* **18**.
- SCHWARZ, G. (1978). Estimating the dimension of a model. *The Annals of Statistics* **6** 461–464.
- SHEN, X., PAN, W. and ZHU, Y. (2012). Likelihood-based selection and sharp parameter estimation. *Journal of the American Statistical Association* **107** 223–232.
- SHEN, X., PAN, W., ZHU, Y. and ZHOU, H. (2013). On constrained and regularized high-dimensional regression. *Annals of the Institute of Statistical Mathematics* **65** 807–832.

- TIBSHIRANI, R. (1996). Regression shrinkage and selection via the lasso. *Journal of the Royal Statistical Society: Series B (Methodological)* **58** 267–288.
- VAN HANDEL, R. (2016). Probability in high dimension. Lecture notes, Princeton University.
- WAINWRIGHT, M. J. (2019). *High-Dimensional Statistics: A Non-Asymptotic Viewpoint*. Cambridge University Press.
- WANG, S., WENG, H. and MALEKI, A. (2020). Which bridge estimator is the best for variable selection? *The Annals of Statistics* **48** 2791–2823.
- WASSERMAN, L. and ROEDER, K. (2009). High dimensional variable selection. *The Annals of Statistics* **37** 2178.
- XIONG, S. (2014). Better subset regression. *Biometrika* **101** 71–84.
- ZHANG, C.-H. (2010). Nearly unbiased variable selection under minimax concave penalty. *The Annals of Statistics* **38** 894–942.
- ZHANG, C.-H. and ZHANG, T. (2012). A general theory of concave regularization for high-dimensional sparse estimation problems. *Statistical Science* **27** 576–593.
- ZHAO, P. and YU, B. (2006). On model selection consistency of Lasso. *Journal of Machine Learning Research* **7** 2541–2563.
- ZOU, H. (2006). The adaptive Lasso and its oracle properties. *Journal of the American Statistical Association* **101** 1418–1429.
- ZOU, H. and HASTIE, T. (2005). Regularization and variable selection via the elastic net. *Journal of the Royal Statistical Society: Series B (Statistical Methodology)* **67** 301–320.

SUPPLEMENTARY MATERIAL

6 Proof of main theorems

6.1 Proof of Theorem 2.1

For $t \in \{1, \dots, s\}$, let $\mathcal{A}_t := \{\mathcal{S} \subset [p] : |\mathcal{S}| = s, |\mathcal{S} \setminus \mathcal{S}^*| = t\}$ (i.e., the set of the sets that have exactly t different elements compared with \mathcal{S}^*). Then we have $\mathcal{A}(s) = \cup_{t \in [s]} \mathcal{A}_t$.

Now we fix $t \in [s]$. For any $\mathcal{S} \in \mathcal{A}_t$, define $\mathcal{S}_0 := \mathcal{S}^* \setminus \mathcal{S}$. Note that

$$\begin{aligned}
 n^{-1}(R_{\mathcal{S}} - R_{\mathcal{S}^*}) &= n^{-1}\{\mathbf{y}^\top (\mathbf{I} - \mathbf{P}_{\mathbf{X}_{\mathcal{S}}})\mathbf{y} - \mathbf{y}^\top (\mathbf{I} - \mathbf{P}_{\mathbf{X}_{\mathcal{S}^*}})\mathbf{y}\} \\
 &= n^{-1}\{(\mathbf{X}_{\mathcal{S}_0}\boldsymbol{\beta}_{\mathcal{S}_0}^* + \boldsymbol{\varepsilon})^\top (\mathbf{I} - \mathbf{P}_{\mathbf{X}_{\mathcal{S}}})(\mathbf{X}_{\mathcal{S}_0}\boldsymbol{\beta}_{\mathcal{S}_0}^* + \boldsymbol{\varepsilon}) - \boldsymbol{\varepsilon}^\top (\mathbf{I} - \mathbf{P}_{\mathbf{X}_{\mathcal{S}^*}})\boldsymbol{\varepsilon}\} \\
 &= \boldsymbol{\beta}_{\mathcal{S}_0}^{*\top} \widehat{\mathbf{D}}(\mathcal{S})\boldsymbol{\beta}_{\mathcal{S}_0}^* + 2n^{-1}\boldsymbol{\varepsilon}^\top (\mathbf{I} - \mathbf{P}_{\mathbf{X}_{\mathcal{S}}})\mathbf{X}_{\mathcal{S}_0}\boldsymbol{\beta}_{\mathcal{S}_0}^* - n^{-1}\boldsymbol{\varepsilon}^\top (\mathbf{P}_{\mathbf{X}_{\mathcal{S}}} - \mathbf{P}_{\mathbf{X}_{\mathcal{S}^*}})\boldsymbol{\varepsilon} \\
 &= \eta\boldsymbol{\beta}_{\mathcal{S}_0}^{*\top} \widehat{\mathbf{D}}(\mathcal{S})\boldsymbol{\beta}_{\mathcal{S}_0}^* + 2^{-1}(1 - \eta)\boldsymbol{\beta}_{\mathcal{S}_0}^{*\top} \widehat{\mathbf{D}}(\mathcal{S})\boldsymbol{\beta}_{\mathcal{S}_0}^* + 2n^{-1}\boldsymbol{\varepsilon}^\top (\mathbf{I} - \mathbf{P}_{\mathbf{X}_{\mathcal{S}}})\mathbf{X}_{\mathcal{S}_0}\boldsymbol{\beta}_{\mathcal{S}_0}^* \\
 &\quad + 2^{-1}(1 - \eta)\boldsymbol{\beta}_{\mathcal{S}_0}^{*\top} \widehat{\mathbf{D}}(\mathcal{S})\boldsymbol{\beta}_{\mathcal{S}_0}^* - n^{-1}\boldsymbol{\varepsilon}^\top (\mathbf{P}_{\mathbf{X}_{\mathcal{S}}} - \mathbf{P}_{\mathbf{X}_{\mathcal{S}^*}})\boldsymbol{\varepsilon}.
 \end{aligned} \tag{6.1}$$

In the sequel, we show that the following two inequalities hold with high probability:

$$\left| 2n^{-1}\{(\mathbf{I} - \mathbf{P}_{\mathbf{X}_{\mathcal{S}}})\mathbf{X}_{\mathcal{S}_0}\boldsymbol{\beta}_{\mathcal{S}_0}^*\}^\top \boldsymbol{\varepsilon} \right| < 2^{-1}(1 - \eta)\boldsymbol{\beta}_{\mathcal{S}_0}^{*\top} \widehat{\mathbf{D}}(\mathcal{S})\boldsymbol{\beta}_{\mathcal{S}_0}^*, \tag{6.2}$$

$$n^{-1}\boldsymbol{\varepsilon}^\top (\mathbf{P}_{\mathbf{X}_{\mathcal{S}}} - \mathbf{P}_{\mathbf{X}_{\mathcal{S}^*}})\boldsymbol{\varepsilon} < 2^{-1}(1 - \eta)\boldsymbol{\beta}_{\mathcal{S}_0}^{*\top} \widehat{\mathbf{D}}(\mathcal{S})\boldsymbol{\beta}_{\mathcal{S}_0}^*, \tag{6.3}$$

so that $n^{-1}(R_{\mathcal{S}} - R_{\mathcal{S}^*}) > \eta\boldsymbol{\beta}_{\mathcal{S}_0}^{*\top} \widehat{\mathbf{D}}(\mathcal{S})\boldsymbol{\beta}_{\mathcal{S}_0}^*$.

First, define

$$\boldsymbol{\gamma}_{\mathcal{S}} := n^{-1/2}(\mathbf{I} - \mathbf{P}_{\mathbf{X}_{\mathcal{S}}})\mathbf{X}_{\mathcal{S}_0}\boldsymbol{\beta}_{\mathcal{S}_0}^*.$$

Then $\|\boldsymbol{\gamma}_{\mathcal{S}}\|_2^2 = \boldsymbol{\beta}_{\mathcal{S}_0}^{*\top} \widehat{\mathbf{D}}(\mathcal{S})\boldsymbol{\beta}_{\mathcal{S}_0}^*$, and (6.2) is equivalent to

$$|\boldsymbol{\gamma}_{\mathcal{S}}^\top \boldsymbol{\varepsilon}| / \|\boldsymbol{\gamma}_{\mathcal{S}}\|_2 \leq \frac{(1 - \eta)n^{1/2}}{4} \|\boldsymbol{\gamma}_{\mathcal{S}}\|_2. \tag{6.4}$$

Given that all the entries of $\boldsymbol{\varepsilon}$ are i.i.d. sub-Gaussian with ψ_2 -norm bounded by σ , applying Hoeffding's inequality yields that for any $x > 0$,

$$\mathbb{P}(|\boldsymbol{\gamma}_{\mathcal{S}}^\top \boldsymbol{\varepsilon}| / \|\boldsymbol{\gamma}_{\mathcal{S}}\|_2 > \sigma x) \leq 2e^{-x^2/2}.$$

Define $\widehat{M}_t := \sup_{\mathcal{S} \in \mathcal{A}_t} |\boldsymbol{\gamma}_{\mathcal{S}}^\top \boldsymbol{\varepsilon}| / \|\boldsymbol{\gamma}_{\mathcal{S}}\|_2$. Then a union bound over all $\mathcal{S} \in \mathcal{A}_t$ yields that for any $\xi > 0$,

$$\mathbb{P}(\widehat{M}_t > \xi\sigma\sqrt{t\log p}) \leq 2|\mathcal{A}_t|e^{-(\xi^2 t \log p)/2} = \binom{p-s}{t} \binom{s}{t} 2e^{-(\xi^2 t \log p)/2} \leq 2e^{-(\xi^2/2-2)t \log p}.$$

Therefore, whenever

$$\frac{\inf_{\mathcal{S} \in \mathcal{A}_t} \|\boldsymbol{\gamma}_{\mathcal{S}}\|_2}{t^{1/2}} \geq \frac{4\xi\sigma}{1-\eta} \left(\frac{\log p}{n}\right)^{1/2},$$

we have that

$$\mathbb{P}\left(\widehat{M}_t > \frac{(1-\eta)n^{1/2}}{4} \inf_{\mathcal{S} \in \mathcal{A}_t} \|\boldsymbol{\gamma}_{\mathcal{S}}\|_2\right) \leq 2e^{-(\xi^2-2)t \log p},$$

which implies that

$$\mathbb{P}\left(\exists \mathcal{S} \in \mathcal{A}_t, \frac{|\gamma_{\mathcal{S}}^\top \boldsymbol{\varepsilon}|}{\|\gamma_{\mathcal{S}}\|_2} > \frac{(1-\eta)n^{1/2}}{4} \|\gamma_{\mathcal{S}}\|_2\right) \leq 2e^{-(\xi^2-2)t \log p}. \quad (6.5)$$

As for (6.3), define

$$\widehat{\delta}_t := \max_{\mathcal{S} \in \mathcal{A}_t} \frac{1}{n} \boldsymbol{\varepsilon}^\top (\mathbf{P}_{\mathbf{X}_{\mathcal{S}}} - \mathbf{P}_{\mathbf{X}_{\mathcal{S}^*}}) \boldsymbol{\varepsilon}.$$

Fix any $\mathcal{S} \in \mathcal{A}_t$, let \mathcal{U}, \mathcal{V} be the orthogonal complement of $\mathcal{W} := \text{colspan}(\mathbf{X}_{\mathcal{S}^* \cap \mathcal{S}})$ as a subspace of $\text{colspan}(\mathbf{X}_{\mathcal{S}})$ and $\text{colspan}(\mathbf{X}_{\mathcal{S}^*})$ respectively. Then $\dim(\mathcal{U}) = \dim(\mathcal{V}) = t$, and

$$\begin{aligned} \frac{1}{n} \boldsymbol{\varepsilon}^\top (\mathbf{P}_{\mathbf{X}_{\mathcal{S}}} - \mathbf{P}_{\mathbf{X}_{\mathcal{S}^*}}) \boldsymbol{\varepsilon} &= \frac{1}{n} \boldsymbol{\varepsilon}^\top (\mathbf{P}_{\mathcal{W}} + \mathbf{P}_{\mathcal{U}}) \boldsymbol{\varepsilon} - \frac{1}{n} \boldsymbol{\varepsilon}^\top (\mathbf{P}_{\mathcal{W}} + \mathbf{P}_{\mathcal{V}}) \boldsymbol{\varepsilon} \\ &= \frac{1}{n} \boldsymbol{\varepsilon}^\top (\mathbf{P}_{\mathcal{U}} - \mathbf{P}_{\mathcal{V}}) \boldsymbol{\varepsilon}. \end{aligned} \quad (6.6)$$

By (Rudelson and Vershynin, 2013, Theorem 1.1), there exists a universal constant $c > 0$ such that for any $x > 0$,

$$\mathbb{P}(|\boldsymbol{\varepsilon}^\top \mathbf{P}_{\mathcal{U}} \boldsymbol{\varepsilon} - \mathbb{E} \boldsymbol{\varepsilon}^\top \mathbf{P}_{\mathcal{U}} \boldsymbol{\varepsilon}| > \sigma^2 x) \leq 2e^{-c \min(x^2 / \|\mathbf{P}_{\mathcal{U}}\|_F^2, x / \|\mathbf{P}_{\mathcal{U}}\|_2)} = 2e^{-c \min(x^2 / t, x)}.$$

Similarly,

$$\mathbb{P}(|\boldsymbol{\varepsilon}^\top \mathbf{P}_{\mathcal{V}} \boldsymbol{\varepsilon} - \mathbb{E} \boldsymbol{\varepsilon}^\top \mathbf{P}_{\mathcal{V}} \boldsymbol{\varepsilon}| > \sigma^2 x) \leq 2e^{-c \min(x^2 / t, x)}.$$

Noticing that $\mathbb{E}(\boldsymbol{\varepsilon}^\top \mathbf{P}_{\mathcal{V}} \boldsymbol{\varepsilon}) = \mathbb{E} \text{tr}(\mathbf{P}_{\mathcal{V}} \boldsymbol{\varepsilon} \boldsymbol{\varepsilon}^\top) = \text{Var}(\varepsilon_1) \text{tr}(\mathbf{P}_{\mathcal{V}}) = t \text{Var}(\varepsilon_1) = \mathbb{E}(\boldsymbol{\varepsilon}^\top \mathbf{P}_{\mathcal{U}} \boldsymbol{\varepsilon})$, we combine the above two inequalities and obtain that

$$\mathbb{P}(|\boldsymbol{\varepsilon}^\top \mathbf{P}_{\mathcal{U}} \boldsymbol{\varepsilon} - \boldsymbol{\varepsilon}^\top \mathbf{P}_{\mathcal{V}} \boldsymbol{\varepsilon}| > 2\sigma^2 x) \leq 4e^{-c \min(x^2 / t, x)}.$$

Given that $\log p > 1$ and that (6.23) holds, applying a union bound over $\mathcal{S} \in \mathcal{A}_t$ yields that for any $\xi > 1$,

$$\mathbb{P}\left(\widehat{\delta}_t > \frac{2\xi\sigma^2 t \log p}{n}\right) \leq 4|\mathcal{A}_t| e^{-c\xi t \log p} = \binom{p-s}{t} \binom{s}{t} 4e^{-c\xi t \log p} \leq 4e^{-(c\xi-2)t \log p}, \quad (6.7)$$

Therefore, whenever

$$\frac{\inf_{\mathcal{S} \in \mathcal{A}_t} \|\gamma_{\mathcal{S}}\|_2}{t^{1/2}} \geq \left(\frac{4\xi\sigma^2 \log p}{n(1-\eta)}\right)^{1/2},$$

we have that

$$\mathbb{P}\left(\widehat{\delta}_t > \min_{\mathcal{S} \in \mathcal{A}_t} \frac{1-\eta}{2} \|\gamma_{\mathcal{S}}\|_2^2\right) \leq 4e^{-(c\xi-2)t \log p},$$

which further implies that

$$\mathbb{P}\left(\exists \mathcal{S} \in \mathcal{A}_t, \frac{1}{n} \boldsymbol{\varepsilon}^\top (\mathbf{P}_{\mathbf{X}_{\mathcal{S}}} - \mathbf{P}_{\mathbf{X}_{\mathcal{S}^*}}) \boldsymbol{\varepsilon} \geq \frac{1-\eta}{2} \|\gamma_{\mathcal{S}}\|_2^2\right) \leq 4e^{-(c\xi-2)t \log p}. \quad (6.8)$$

Finally, combining (6.5) and (6.8) and applying a union bound with $t \in [s]$, we deduce that for any $\xi > \max(1, 2c^{-1})$ and $0 < \eta < 1$, if

$$\inf_{\mathcal{S} \in \mathcal{A}(s)} \frac{\|\gamma_{\mathcal{S}}\|_2}{t^{1/2}} \geq \frac{4\xi\sigma}{1-\eta} \left(\frac{\log p}{n}\right)^{1/2},$$

then given that $\tau_*(s) \leq \beta_{\mathcal{S}_0}^{*\top} \widehat{\mathbf{D}}(\mathcal{S}) \beta_{\mathcal{S}_0}^*$ for any $\mathcal{S} \in \mathcal{A}(s)$, we have that

$$\mathbb{P}\left(\forall \mathcal{S} \in \mathcal{A}, R_{\mathcal{S}} - R_{\mathcal{S}^*} > n\eta\tau_*(s)\right) \geq 1 - 4s\{p^{-(c\xi-2)} + p^{-(\xi-2)}\},$$

as desired.

6.2 Proof of Theorem 2.2

For any set $\mathcal{S} \in \mathcal{C}_{j_0}$, note that $\widehat{\mathbf{D}}(\mathcal{S})$ is now reduced to be a scalar, which we thus use $\widehat{D}(\mathcal{S})$ to denote. We have that

$$\begin{aligned} n^{-1}(R_{\mathcal{S}} - R_{\mathcal{S}^*}) &= n^{-1}\{\mathbf{y}^\top(\mathbf{I} - \mathbf{P}_{\mathbf{X}_{\mathcal{S}}})\mathbf{y} - \mathbf{y}^\top(\mathbf{I} - \mathbf{P}_{\mathbf{X}_{\mathcal{S}^*}})\mathbf{y}\} \\ &= \widehat{D}(\mathcal{S})\beta_{j_0}^{*2} + 2n^{-1}\beta_{j_0}^*\boldsymbol{\varepsilon}^\top(\mathbf{I} - \mathbf{P}_{\mathbf{X}_{\mathcal{S}}})\mathbf{X}_{j_0} - n^{-1}\boldsymbol{\varepsilon}^\top(\mathbf{P}_{\mathbf{X}_{\mathcal{S}}} - \mathbf{P}_{\mathbf{X}_{\mathcal{S}^*}})\boldsymbol{\varepsilon}. \end{aligned} \quad (6.9)$$

We first provide a lower bound on $\sup_{\mathcal{S} \in \mathcal{C}_{j_0}} n^{-1}\boldsymbol{\varepsilon}^\top(\mathbf{P}_{\mathbf{X}_{\mathcal{S}}} - \mathbf{P}_{\mathbf{X}_{\mathcal{S}^*}})\boldsymbol{\varepsilon}$. Recall that $\mathcal{S}_0^* = \mathcal{S}^* \setminus \{j_0\}$, and that for any $j \in [p] \setminus \mathcal{S}^*$, $\tilde{\mathbf{u}}_j := (\mathbf{I} - \mathbf{P}_{\mathbf{X}_{\mathcal{S}_0^*}})\mathbf{X}_j$ and $\bar{\mathbf{u}}_j := \tilde{\mathbf{u}}_j / \|\tilde{\mathbf{u}}_j\|_2$. We have that

$$\sup_{\mathcal{S} \in \mathcal{C}_{j_0}} \frac{1}{n}\boldsymbol{\varepsilon}^\top(\mathbf{P}_{\mathbf{X}_{\mathcal{S}}} - \mathbf{P}_{\mathbf{X}_{\mathcal{S}^*}})\boldsymbol{\varepsilon} = \sup_{j \notin \mathcal{S}^*} \frac{1}{n}\boldsymbol{\varepsilon}^\top(\bar{\mathbf{u}}_j\bar{\mathbf{u}}_j^\top - \bar{\mathbf{u}}_{j_0}\bar{\mathbf{u}}_{j_0}^\top)\boldsymbol{\varepsilon}. \quad (6.10)$$

We start with a lower bound of the expectation of the above term. By the Cauchy-Schwarz inequality,

$$\mathbb{E}\left\{\sup_{j \notin \mathcal{S}^*} \frac{1}{n}\boldsymbol{\varepsilon}^\top(\bar{\mathbf{u}}_j\bar{\mathbf{u}}_j^\top - \bar{\mathbf{u}}_{j_0}\bar{\mathbf{u}}_{j_0}^\top)\boldsymbol{\varepsilon}\right\} = \mathbb{E}\left\{\sup_{j \notin \mathcal{S}^*} \frac{1}{n}(\bar{\mathbf{u}}_j^\top\boldsymbol{\varepsilon})^2\right\} - \frac{\sigma^2}{n} \geq \frac{1}{n}\left\{\mathbb{E}\sup_{j \notin \mathcal{S}^*}(\bar{\mathbf{u}}_j^\top\boldsymbol{\varepsilon})^2\right\} - \frac{\sigma^2}{n}.$$

By Sudakov's lower bound on Gaussian processes,

$$\mathbb{E}\sup_{j \notin \mathcal{S}^*}(\bar{\mathbf{u}}_j^\top\boldsymbol{\varepsilon}) \geq \sup_{\delta > 0} \frac{\delta}{2}\{\log M(\delta, \{\bar{\mathbf{u}}_j\}_{j \notin \mathcal{S}^*})\}^{1/2}.$$

Combining the two inequalities gives

$$\begin{aligned} \mathbb{E}\sup_{j \notin \mathcal{S}^*} \frac{1}{n}\boldsymbol{\varepsilon}^\top(\bar{\mathbf{u}}_j\bar{\mathbf{u}}_j^\top - \bar{\mathbf{u}}_{j_0}\bar{\mathbf{u}}_{j_0}^\top)\boldsymbol{\varepsilon} &\geq \frac{\sigma^2}{n}\left\{\sup_{\delta > 0} \frac{\delta^2}{4}\log M(\delta, \{\bar{\mathbf{u}}_j\}_{j \notin \mathcal{S}^*}) - 1\right\} \\ &\geq \frac{\sigma^2}{n}\left(\frac{\delta_0^2 c_{\delta_0}}{4}\log p - 1\right). \end{aligned} \quad (6.11)$$

Now we bound the variance of $\sup_{j \notin \mathcal{S}^*} \frac{1}{n}\boldsymbol{\varepsilon}^\top(\bar{\mathbf{u}}_j\bar{\mathbf{u}}_j^\top - \bar{\mathbf{u}}_{j_0}\bar{\mathbf{u}}_{j_0}^\top)\boldsymbol{\varepsilon}$. We have that

$$\begin{aligned} \text{Var}\left\{\sup_{j \notin \mathcal{S}^*} \frac{1}{n}\boldsymbol{\varepsilon}^\top(\bar{\mathbf{u}}_j\bar{\mathbf{u}}_j^\top - \bar{\mathbf{u}}_{j_0}\bar{\mathbf{u}}_{j_0}^\top)\boldsymbol{\varepsilon}\right\} &= \frac{1}{n^2}\text{Var}\left\{\sup_{j \notin \mathcal{S}^*}(\bar{\mathbf{u}}_j^\top\boldsymbol{\varepsilon})^2 - (\bar{\mathbf{u}}_{j_0}^\top\boldsymbol{\varepsilon})^2\right\} \\ &\leq \frac{2}{n^2}\left[\text{Var}\left\{\sup_{j \notin \mathcal{S}^*}(\bar{\mathbf{u}}_j^\top\boldsymbol{\varepsilon})^2\right\} + \text{Var}\{(\bar{\mathbf{u}}_{j_0}^\top\boldsymbol{\varepsilon})^2\}\right] \\ &= \frac{2}{n^2}\left[\text{Var}\left\{\sup_{j \notin \mathcal{S}^*}(\bar{\mathbf{u}}_j^\top\boldsymbol{\varepsilon})^2\right\} + 2\sigma^4\right]. \end{aligned} \quad (6.12)$$

According to Lemma 6.2,

$$\text{Var}\left\{\sup_{j \notin \mathcal{S}^*} (\bar{\mathbf{u}}_j^\top \boldsymbol{\varepsilon})^2\right\} = \frac{2}{n^2} \text{Var}\left\{\max\left(\sup_{j \notin \mathcal{S}^*} \bar{\mathbf{u}}_j^\top \boldsymbol{\varepsilon}, \sup_{j \notin \mathcal{S}^*} -\bar{\mathbf{u}}_j^\top \boldsymbol{\varepsilon}\right)^2\right\} \leq \frac{4}{n^2} \text{Var}(Z^2), \quad (6.13)$$

where $Z := \sup_{j \notin \mathcal{S}^*} \bar{\mathbf{u}}_j^\top \boldsymbol{\varepsilon}$. Besides,

$$\begin{aligned} \text{Var}(Z^2) &= \text{Var}\{(Z - \mathbb{E}Z)^2 + 2(\mathbb{E}Z)Z - (\mathbb{E}Z)^2\} = \text{Var}\{(Z - \mathbb{E}Z)^2 + 2(\mathbb{E}Z)Z\} \\ &\leq 2 \text{Var}\{(Z - \mathbb{E}Z)^2\} + 8(\mathbb{E}Z)^2 \text{Var}(Z) \\ &= 2\mathbb{E}\{(Z - \mathbb{E}Z)^4\} - 2 \text{Var}(Z)^2 + 8(\mathbb{E}Z)^2 \text{Var}(Z). \end{aligned} \quad (6.14)$$

According to Lemma 6.3, Z is σ^2 -subgaussian. Hence, for any $q \geq 1$, $(\mathbb{E}|(Z - \mathbb{E}Z)/\sigma|^q)^{1/q} \lesssim \sqrt{q}$. Therefore, $\text{Var}(Z^2) \lesssim \sigma^4 + \sigma^2(\mathbb{E}Z)^2$. In addition, by (van Handel, 2016, Corollary 5.25), we have that

$$\mathbb{E}Z \leq 12\sigma \int_{\delta=0}^{\infty} \{\log N(\delta, \{\bar{\mathbf{u}}_j\}_{j \notin \mathcal{S}^*})\}^{1/2} d\delta,$$

where $N(\delta, \{\bar{\mathbf{u}}_j\}_{j \notin \mathcal{S}^*})$ is the δ -covering number of $\{\bar{\mathbf{u}}_j\}_{j \notin \mathcal{S}^*}$ under Euclidean distance. Given that $N(\delta, \{\bar{\mathbf{u}}_j\}_{j \in \mathcal{S}^*}) = 1$ for any $\delta > 2^{1/2}$, we deduce that $\mathbb{E}Z \lesssim \sigma(\log p)^{1/2}$. Therefore, $\text{Var}(Z^2) \lesssim \sigma^4 \log p$. Combining this bound with (6.12), (6.13) and (6.14) yields that there exists a universal constant $C_1 > 0$ such that

$$\text{Var}\left\{\sup_{j \notin \mathcal{S}^*} \frac{1}{n} \boldsymbol{\varepsilon}^\top (\bar{\mathbf{u}}_j \bar{\mathbf{u}}_j^\top - \bar{\mathbf{u}}_{j_0} \bar{\mathbf{u}}_{j_0}^\top) \boldsymbol{\varepsilon}\right\} \leq \frac{C_1 \sigma^4 \log p}{n^2}.$$

Finally, by Markov's inequality, for any $t > 0$, we have that

$$\mathbb{P}\left\{\sup_{\mathcal{S} \in \mathcal{A}_1} \frac{1}{n} \boldsymbol{\varepsilon}^\top (\mathbf{P}_{\mathbf{X}_{\mathcal{S}}} - \mathbf{P}_{\mathbf{X}_{\mathcal{S}^*}}) \boldsymbol{\varepsilon} \leq \frac{\sigma^2}{n} \left(\frac{\delta_0^2 c_{\delta_0}}{4} \log p - 1\right) - \frac{t\sigma^2(C_1 \log p)^{1/2}}{n}\right\} \leq t^{-2},$$

from which we further deduce that if $\log p > 5/(\delta_0^2 c_{\delta_0})$, then there exists $C_2(\delta_0) > 0$ such that

$$\mathbb{P}\left\{\sup_{\mathcal{S} \in \mathcal{A}_1} \frac{1}{n} \boldsymbol{\varepsilon}^\top (\mathbf{P}_{\mathbf{X}_{\mathcal{S}}} - \mathbf{P}_{\mathbf{X}_{\mathcal{S}^*}}) \boldsymbol{\varepsilon} \leq \frac{\sigma^2 \delta_0^2 c_{\delta_0} \log p}{21n}\right\} \leq \frac{C_2(\delta_0)}{\log p}. \quad (6.15)$$

Now we proceed to give an upper bound of the second term on the right hand side of (6.9), i.e., $2n^{-1} \beta_{j_0}^* \boldsymbol{\varepsilon}^\top (\mathbf{I} - \mathbf{P}_{\mathbf{X}_{\mathcal{S}}}) \mathbf{X}_{j_0}$, for all $\mathcal{S} \in \mathcal{A}_1(j_0)$. Recall that we have defined $\boldsymbol{\gamma}_{\mathcal{S}} = \frac{1}{\sqrt{n}} (\mathbf{I} - \mathbf{P}_{\mathbf{X}_{\mathcal{S}}}) \mathbf{X}_{\mathcal{S}_0} \boldsymbol{\beta}_{\mathcal{S}_0}^*$, and that $\|\boldsymbol{\gamma}_{\mathcal{S}}\|_2^2 = (\boldsymbol{\beta}_{\mathcal{S}_0}^*)^\top \widehat{\mathbf{D}}(\mathcal{S}) \boldsymbol{\beta}_{\mathcal{S}_0}^*$, where $\mathcal{S}_0 = \mathcal{S}^* \setminus \mathcal{S}$. By definition,

$$\sup_{\mathcal{S} \in \mathcal{C}_{j_0}} \|\boldsymbol{\gamma}_{\mathcal{S}}\|_2^2 \leq \tau^*.$$

On the other hand, a union bound yields that for any $\xi > 2^{1/2}$,

$$\mathbb{P}\left\{\sup_{\mathcal{S} \in \mathcal{C}_{j_0}} \frac{|\boldsymbol{\gamma}_{\mathcal{S}}^\top \boldsymbol{\varepsilon}|}{\|\boldsymbol{\gamma}_{\mathcal{S}}\|_2} \geq \xi \sigma (\log p)^{1/2}\right\} \leq 2e^{-(\xi^2/2-1) \log p}.$$

Let $\xi = 2$. Then the two inequalities above yield that

$$\mathbb{P}\left\{\sup_{\mathcal{S} \in \mathcal{C}_{j_0}} \left| 2n^{-1}\beta_{j_0}^* \boldsymbol{\varepsilon}^\top (\mathbf{I} - \mathbf{P}_{\mathbf{X}_{\mathcal{S}}}) \mathbf{X}_{j_0} \right| \geq 2\sigma \left(\frac{\tau^* \log p}{n} \right)^{1/2} \right\} \leq \frac{2}{p}. \quad (6.16)$$

Finally, combining (6.9), (6.15) and (6.16), we obtain that with probability at least $1 - 2p^{-1} - C_2(\delta_0)(\log p)^{-1}$,

$$\begin{aligned} \inf_{\mathcal{S} \in \mathcal{C}_{j_0}} n^{-1}(R_{\mathcal{S}} - R_{\mathcal{S}^*}) &= \inf_{\mathcal{S} \in \mathcal{C}_{j_0}} \left\{ \widehat{D}(\mathcal{S}) \beta_{j_0}^{*2} + 2n^{-1}\beta_{j_0}^* \boldsymbol{\varepsilon}^\top (\mathbf{I} - \mathbf{P}_{\mathbf{X}_{\mathcal{S}}}) \mathbf{X}_{j_0} - n^{-1} \boldsymbol{\varepsilon}^\top (\mathbf{P}_{\mathbf{X}_{\mathcal{S}}} - \mathbf{P}_{\mathbf{X}_{\mathcal{S}^*}}) \boldsymbol{\varepsilon} \right\} \\ &\leq \tau^* + \sup_{\mathcal{S} \in \mathcal{A}_1} \left| 2n^{-1}\beta_{j_0}^* \boldsymbol{\varepsilon}^\top (\mathbf{I} - \mathbf{P}_{\mathbf{X}_{\mathcal{S}}}) \mathbf{X}_{j_0} \right| - \sup_{\mathcal{S} \in \mathcal{A}_1} \frac{1}{n} \boldsymbol{\varepsilon}^\top (\mathbf{P}_{\mathbf{X}_{\mathcal{S}}} - \mathbf{P}_{\mathbf{X}_{\mathcal{S}^*}}) \boldsymbol{\varepsilon} \\ &\leq \tau^* + 2\sigma \left(\frac{\tau^* \log p}{n} \right)^{1/2} - \frac{\sigma^2 \delta_0^2 c_{\delta_0} \log p}{21n}. \end{aligned}$$

The conclusion thus follows by our condition on τ^* .

Lemma 6.1. *Suppose $\mathbf{u}_1, \mathbf{u}_2 \in \mathbb{R}^d$ such that $0 < \|\mathbf{u}_1\|_2, \|\mathbf{u}_2\|_2 \leq 1$. Define $\bar{\mathbf{u}}_i = \mathbf{u}_i / \|\mathbf{u}_i\|_2$ for $i = 1, 2$. Then*

$$\|\mathbf{u}_1 - \mathbf{u}_2\|_2 \geq \min\{\|\mathbf{u}_1\|_2, \|\mathbf{u}_2\|_2\} \|\bar{\mathbf{u}}_1 - \bar{\mathbf{u}}_2\|_2.$$

Proof. Consider a Euclidean space where $\mathbf{u}_1 = \overrightarrow{OA}$, $\mathbf{u}_2 = \overrightarrow{OB}$, $\bar{\mathbf{u}}_1 = \overrightarrow{OA}$, $\bar{\mathbf{u}}_2 = \overrightarrow{OB}$. Without loss of generality, assume that $\|\mathbf{u}_1\|_2 \leq \|\mathbf{u}_2\|_2$. Let $\mathbf{u}'_2 = \frac{\|\mathbf{u}_1\|_2}{\|\mathbf{u}_2\|_2} \mathbf{u}_2 = \overrightarrow{OB_1}$. Then $|AB_1| = \|\mathbf{u}_1\|_2 \|\bar{\mathbf{u}}_1 - \bar{\mathbf{u}}_2\|_2$, and $|AB| = \|\mathbf{u}_1 - \mathbf{u}_2\|_2$. On the other hand, $\|\mathbf{u}_2\|_2 = \|\mathbf{u}_1\|_2$, meaning that $|OA| = |OB_1|$. Thus ABB_1 is an obtuse triangle, and we have $|AB_1| \leq |AB|$. \square

Lemma 6.2. *Given two random variables X_1 and X_2 valued in \mathbb{R} , $\text{Var}\{\max(X_1, X_2)\} \leq \text{Var}(X_1) + \text{Var}(X_2)$.*

Proof. $\text{Var}\{\max(X_1, X_2)\} = \text{Var}\{(X_1 + X_2)/2 + |X_1 - X_2|/2\} \leq \frac{1}{2} \text{Var}(X_1 + X_2) + \frac{1}{2} \text{Var}(X_1 - X_2) = \text{Var}(X_1) + \text{Var}(X_2)$. \square

Lemma 6.3 (van Handel (2016, Lemma 6.12)). *Let $\{X_t\}_{t \in T}$ be a separable Gaussian process. Then $\sup_{t \in T} X_t$ is $\sup_{t \in T} \text{Var}(X_t)$ -subgaussian.*

6.3 Proof of Theorem 2.3

For $t \in \{1, \dots, s\}$, let $\widehat{\mathcal{A}}_t := \{\mathcal{S} \subset [p] : |\mathcal{S}| = \widehat{s}, \mathcal{S}^* \setminus \mathcal{S} = t\}$ (i.e., the set of the sets that have missed t different elements in \mathcal{S}^*). Then we have $\mathcal{A}(\widehat{s}) = \cup_{t \in [s]} \widehat{\mathcal{A}}_t$. Our goal is to prove that with high probability, $R_{\mathcal{S}^*} \leq R_{\mathcal{S}} - n\eta\tau_*$ for all $\mathcal{S} \in \cup_{t \geq \delta_s} \widehat{\mathcal{A}}_t$ under condition (2.8), so that $\text{TPR}(\mathcal{S}) \geq 1 - \delta$ for any \mathcal{S} satisfying that $|\mathcal{S}| = \widehat{s}$ and that $R_{\mathcal{S}} \leq R_{\mathcal{S}^*} + n\eta\tau_*$.

Now we fix $t \in [s]$. For any $\mathcal{S} \in \widehat{\mathcal{A}}_t$, define $\mathcal{S}_0 := \mathcal{S}^* \setminus \mathcal{S}$. Note that

$$\begin{aligned} n^{-1}(R_{\mathcal{S}} - R_{\mathcal{S}^*}) &= n^{-1} \{ \mathbf{y}^\top (\mathbf{I} - \mathbf{P}_{\mathbf{X}_{\mathcal{S}}}) \mathbf{y} - \mathbf{y}^\top (\mathbf{I} - \mathbf{P}_{\mathbf{X}_{\mathcal{S}^*}}) \mathbf{y} \} \\ &= n^{-1} \{ (\mathbf{X}_{\mathcal{S}_0} \boldsymbol{\beta}_{\mathcal{S}_0}^* + \boldsymbol{\varepsilon})^\top (\mathbf{I} - \mathbf{P}_{\mathbf{X}_{\mathcal{S}}}) (\mathbf{X}_{\mathcal{S}_0} \boldsymbol{\beta}_{\mathcal{S}_0}^* + \boldsymbol{\varepsilon}) - \boldsymbol{\varepsilon}^\top (\mathbf{I} - \mathbf{P}_{\mathbf{X}_{\mathcal{S}^*}}) \boldsymbol{\varepsilon} \} \\ &= \boldsymbol{\beta}_{\mathcal{S}_0}^{*\top} \widehat{\mathbf{D}}(\mathcal{S}) \boldsymbol{\beta}_{\mathcal{S}_0}^* + 2n^{-1} \boldsymbol{\varepsilon}^\top (\mathbf{I} - \mathbf{P}_{\mathbf{X}_{\mathcal{S}}}) \mathbf{X}_{\mathcal{S}_0} \boldsymbol{\beta}_{\mathcal{S}_0}^* - n^{-1} \boldsymbol{\varepsilon}^\top (\mathbf{P}_{\mathbf{X}_{\mathcal{S}}} - \mathbf{P}_{\mathbf{X}_{\mathcal{S}^*}}) \boldsymbol{\varepsilon} \quad (6.17) \\ &\geq \eta\tau_*(\widehat{s}, \delta) + 2^{-1}(1 - \eta) \boldsymbol{\beta}_{\mathcal{S}_0}^{*\top} \widehat{\mathbf{D}}(\mathcal{S}) \boldsymbol{\beta}_{\mathcal{S}_0}^* + 2n^{-1} \boldsymbol{\varepsilon}^\top (\mathbf{I} - \mathbf{P}_{\mathbf{X}_{\mathcal{S}}}) \mathbf{X}_{\mathcal{S}_0} \boldsymbol{\beta}_{\mathcal{S}_0}^* \\ &\quad + 2^{-1}(1 - \eta) \boldsymbol{\beta}_{\mathcal{S}_0}^{*\top} \widehat{\mathbf{D}}(\mathcal{S}) \boldsymbol{\beta}_{\mathcal{S}_0}^* - n^{-1} \boldsymbol{\varepsilon}^\top (\mathbf{P}_{\mathbf{X}_{\mathcal{S}}} - \mathbf{P}_{\mathbf{X}_{\mathcal{S}^*}}) \boldsymbol{\varepsilon}. \end{aligned}$$

In the sequel, we show that the following two inequalities hold with high probability for $t \in [\delta s, s]$:

$$\left| 2n^{-1} \{(\mathbf{I} - \mathbf{P}_{\mathbf{X}_S}) \mathbf{X}_{S_0} \boldsymbol{\beta}_{S_0}^*\}^\top \boldsymbol{\varepsilon} \right| < 2^{-1} (1 - \eta) \boldsymbol{\beta}_{S_0}^{*\top} \widehat{\mathbf{D}}(\mathcal{S}) \boldsymbol{\beta}_{S_0}^*, \quad (6.18)$$

$$n^{-1} \boldsymbol{\varepsilon}^\top (\mathbf{P}_{\mathbf{X}_S} - \mathbf{P}_{\mathbf{X}_{S^*}}) \boldsymbol{\varepsilon} < 2^{-1} (1 - \eta) \boldsymbol{\beta}_{S_0}^{*\top} \widehat{\mathbf{D}}(\mathcal{S}) \boldsymbol{\beta}_{S_0}^*. \quad (6.19)$$

First, define

$$\boldsymbol{\gamma}_S := n^{-1/2} (\mathbf{I} - \mathbf{P}_{\mathbf{X}_S}) \mathbf{X}_{S_0} \boldsymbol{\beta}_{S_0}^*.$$

Then $\|\boldsymbol{\gamma}_S\|_2^2 = \boldsymbol{\beta}_{S_0}^{*\top} \widehat{\mathbf{D}}(\mathcal{S}) \boldsymbol{\beta}_{S_0}^*$, and (6.18) is equivalent to

$$|\boldsymbol{\gamma}_S^\top \boldsymbol{\varepsilon}| / \|\boldsymbol{\gamma}_S\|_2 \leq \frac{(1 - \eta) n^{1/2}}{4} \|\boldsymbol{\gamma}_S\|_2. \quad (6.20)$$

Given that all the entries of $\boldsymbol{\varepsilon}$ are i.i.d. sub-Gaussian with ψ_2 -norm bounded by σ , applying Hoeffding's inequality yields that for any $x > 0$,

$$\mathbb{P}(|\boldsymbol{\gamma}_S^\top \boldsymbol{\varepsilon}| / \|\boldsymbol{\gamma}_S\|_2 > \sigma x) \leq 2e^{-x^2/2}.$$

Define $\widehat{M}_t := \sup_{\mathcal{S} \in \widehat{\mathcal{A}}_t} |\boldsymbol{\gamma}_S^\top \boldsymbol{\varepsilon}| / \|\boldsymbol{\gamma}_S\|_2$. Then a union bound over all $\mathcal{S} \in \widehat{\mathcal{A}}_t$ yields that for any $\xi > 0$,

$$\begin{aligned} \mathbb{P}(\widehat{M}_t > \xi \sigma \sqrt{(\widehat{s} - s + t) \log p}) &\leq 2|\widehat{\mathcal{A}}_t| e^{-\{\xi^2(\widehat{s} - s + t) \log p\}/2} \\ &= \binom{p - s}{\widehat{s} - s + t} \binom{s}{t} \cdot 2e^{-\xi^2(\widehat{s} - s + t) \log p/2} \leq 2e^{-(\xi^2/2 - 2)(\widehat{s} - s + t) \log p}. \end{aligned}$$

Now under condition (2.8), we have that for any $t \in (\delta s, s]$ and any $\mathcal{S} \in \widehat{\mathcal{A}}_t$,

$$\boldsymbol{\beta}_{S_0}^{*\top} \widehat{\mathbf{D}}(\mathcal{S}) \boldsymbol{\beta}_{S_0}^* \geq \left(\frac{4\xi}{1 - \eta} \right)^2 (\widehat{s} - s + t) \frac{\sigma^2 \log p}{n}. \quad (6.21)$$

Combining the fact that $\|\boldsymbol{\gamma}_S\|_2 = \sqrt{\boldsymbol{\beta}_{S_0}^{*\top} \widehat{\mathbf{D}}(\mathcal{S}) \boldsymbol{\beta}_{S_0}^*}$, we obtain that

$$\mathbb{P}\left(\widehat{M}_t > \frac{(1 - \eta) n^{1/2}}{4} \inf_{\mathcal{S} \in \widehat{\mathcal{A}}_t} \|\boldsymbol{\gamma}_S\|_2\right) \leq 2e^{-(\xi^2/2 - 2)(\widehat{s} - s + t) \log p},$$

holds under conditions in (i) and (ii) for different ranges of t . This implies that

$$\mathbb{P}\left(\exists \mathcal{S} \in \widehat{\mathcal{A}}_t, \frac{|\boldsymbol{\gamma}_S^\top \boldsymbol{\varepsilon}|}{\|\boldsymbol{\gamma}_S\|_2} > \frac{(1 - \eta) n^{1/2}}{4} \|\boldsymbol{\gamma}_S\|_2\right) \leq 2e^{-(\xi^2/2 - 2)(\widehat{s} - s + t) \log p}. \quad (6.22)$$

As for (6.19), define

$$\widehat{\delta}_t := \max_{\mathcal{S} \in \widehat{\mathcal{A}}_t} \frac{1}{n} \boldsymbol{\varepsilon}^\top (\mathbf{P}_{\mathbf{X}_S} - \mathbf{P}_{\mathbf{X}_{S^*}}) \boldsymbol{\varepsilon}.$$

Fix any $\mathcal{S} \in \widehat{\mathcal{A}}_t$, let \mathcal{U}, \mathcal{V} be the orthogonal complement of $\mathcal{W} := \text{colspan}(\mathbf{X}_{\mathcal{S}^* \cap \mathcal{S}})$ as a subspace of

$\text{colspan}(\mathbf{X}_S)$ and $\text{colspan}(\mathbf{X}_{S^*})$ respectively. Then $\dim(\mathcal{U}) \leq \widehat{s} - s + t$, $\dim(\mathcal{V}) \leq t$, and

$$\begin{aligned} \frac{1}{n} \boldsymbol{\varepsilon}^\top (\mathbf{P}_{\mathbf{X}_S} - \mathbf{P}_{\mathbf{X}_{S^*}}) \boldsymbol{\varepsilon} &= \frac{1}{n} \boldsymbol{\varepsilon}^\top (\mathbf{P}_{\mathcal{W}} + \mathbf{P}_{\mathcal{U}}) \boldsymbol{\varepsilon} - \frac{1}{n} \boldsymbol{\varepsilon}^\top (\mathbf{P}_{\mathcal{W}} + \mathbf{P}_{\mathcal{V}}) \boldsymbol{\varepsilon} \\ &= \frac{1}{n} \boldsymbol{\varepsilon}^\top (\mathbf{P}_{\mathcal{U}} - \mathbf{P}_{\mathcal{V}}) \boldsymbol{\varepsilon}. \end{aligned} \quad (6.23)$$

By (Rudelson and Vershynin, 2013, Theorem 1.1), there exists a universal constant $c > 0$ such that for any $x > 0$,

$$\mathbb{P}(|\boldsymbol{\varepsilon}^\top \mathbf{P}_{\mathcal{U}} \boldsymbol{\varepsilon} - \mathbb{E} \boldsymbol{\varepsilon}^\top \mathbf{P}_{\mathcal{U}} \boldsymbol{\varepsilon}| > \sigma^2 x) \leq 2e^{-c \min(x^2 / \|\mathbf{P}_{\mathcal{U}}\|_F^2, x / \|\mathbf{P}_{\mathcal{U}}\|_2)} \leq 2e^{-c \min(x^2 / (\widehat{s} - s + t), x)}.$$

Similarly,

$$\mathbb{P}(|\boldsymbol{\varepsilon}^\top \mathbf{P}_{\mathcal{V}} \boldsymbol{\varepsilon} - \mathbb{E} \boldsymbol{\varepsilon}^\top \mathbf{P}_{\mathcal{V}} \boldsymbol{\varepsilon}| > \sigma^2 x) \leq 2e^{-c \min(x^2 / t, x)}.$$

Noticing that $\mathbb{E}(\boldsymbol{\varepsilon}^\top \mathbf{P}_{\mathcal{U}} \boldsymbol{\varepsilon}) = \mathbb{E} \text{tr}(\mathbf{P}_{\mathcal{U}} \boldsymbol{\varepsilon} \boldsymbol{\varepsilon}^\top) = \text{Var}(\varepsilon_1) \text{tr}(\mathbf{P}_{\mathcal{U}}) = (\widehat{s} - s + t) \sigma^2$, and similarly $\mathbb{E}(\boldsymbol{\varepsilon}^\top \mathbf{P}_{\mathcal{V}} \boldsymbol{\varepsilon}) = t \sigma^2$, we combine the above two inequalities and obtain

$$\begin{aligned} \mathbb{P}(|\boldsymbol{\varepsilon}^\top \mathbf{P}_{\mathcal{U}} \boldsymbol{\varepsilon} - \boldsymbol{\varepsilon}^\top \mathbf{P}_{\mathcal{V}} \boldsymbol{\varepsilon}| > (\widehat{s} - s) \sigma^2 + 2x \sigma^2) &\leq \mathbb{P}(|\boldsymbol{\varepsilon}^\top \mathbf{P}_{\mathcal{U}} \boldsymbol{\varepsilon} - \mathbb{E} \boldsymbol{\varepsilon}^\top \mathbf{P}_{\mathcal{U}} \boldsymbol{\varepsilon}| > x \sigma^2) \\ &\quad + \mathbb{P}(|\boldsymbol{\varepsilon}^\top \mathbf{P}_{\mathcal{V}} \boldsymbol{\varepsilon} - \mathbb{E} \boldsymbol{\varepsilon}^\top \mathbf{P}_{\mathcal{V}} \boldsymbol{\varepsilon}| > x \sigma^2) \leq 4e^{-c \min(x^2 / (\widehat{s} - s + t), x)}. \end{aligned}$$

Given that $\log p > 1$ and that (6.23) holds, applying a union bound over $\mathcal{S} \in \widehat{\mathcal{A}}_t$ yields that for any $\xi > 1$, by taking $x = \xi(\widehat{s} - s + t)$,

$$\begin{aligned} &\mathbb{P}\left(\widehat{\delta}_t > \frac{3\xi \sigma^2 (\widehat{s} - s + t) \log p}{n}\right) \\ &\leq \mathbb{P}(|\boldsymbol{\varepsilon}^\top \mathbf{P}_{\mathcal{U}} \boldsymbol{\varepsilon} - \boldsymbol{\varepsilon}^\top \mathbf{P}_{\mathcal{V}} \boldsymbol{\varepsilon}| > (\widehat{s} - s) \sigma^2 + 2\sigma^2 \cdot \xi(\widehat{s} - s + t)) \\ &\leq 4|\widehat{\mathcal{A}}_t| e^{-c\xi(\widehat{s} - s + t) \log p} = \binom{p - s}{\widehat{s} - s + t} \binom{s}{t} \cdot 4e^{-c\xi(\widehat{s} - s + t) \log p} \\ &\leq 4e^{-(c\xi - 2)(\widehat{s} - s + t) \log p}. \end{aligned} \quad (6.24)$$

Given (6.21), (2.8) and that $\|\boldsymbol{\gamma}_S\|_2 = \sqrt{\boldsymbol{\beta}_{S_0}^{*\top} \widehat{\mathbf{D}}(\mathcal{S}) \boldsymbol{\beta}_{S_0}^*}$, we have that

$$\mathbb{P}\left(\widehat{\delta}_t > \min_{\mathcal{S} \in \widehat{\mathcal{A}}_t} \frac{1 - \eta}{2} \|\boldsymbol{\gamma}_S\|_2^2\right) \leq 4e^{-(c\xi - 2)(\widehat{s} - s + t) \log p}$$

holds for all $t \geq \delta s$. This further implies that

$$\mathbb{P}\left(\exists \mathcal{S} \in \widehat{\mathcal{A}}_t, \frac{1}{n} \boldsymbol{\varepsilon}^\top (\mathbf{P}_{\mathbf{X}_S} - \mathbf{P}_{\mathbf{X}_{S^*}}) \boldsymbol{\varepsilon} \geq \frac{1 - \eta}{2} \|\boldsymbol{\gamma}_S\|_2^2\right) \leq 4e^{-(c\xi - 2)(\widehat{s} - s + t) \log p}. \quad (6.26)$$

To reach the final conclusion, we combine (6.22) and (6.26), and apply a union bound with $t \in [\delta s, s] \cup \mathbb{N}$. We deduce that for any $\xi > \max(1, 2c^{-1})$ and $0 < \eta < 1$, if (2.8) holds, we have that with probability at least $1 - 4s\{p^{-(c\xi - 2)} + p^{-(\xi - 2)}\}$, for any $\mathcal{S} \in \cup_{t \geq \delta s} \widehat{\mathcal{A}}_t$,

$$R_S - R_{S^*} > n\eta\tau_*.$$

6.4 Proof of Theorem 3.1

By Proposition 3.1, there exists a universal constant C_1 , such that when $t \geq C_1 \kappa \log \mathfrak{L}(\widehat{\beta}_0^{\text{iht}}) / (n\eta\tau_*(\pi, \delta))$,

$$\begin{aligned} R_{\text{supp}(\widehat{\beta}_t^{\text{iht}})} &= \mathcal{L}(\widehat{\beta}_t^{\text{iht}}) \leq \min_{\beta \in \mathbb{R}^p, \|\beta\|_0 \leq s} \mathcal{L}(\beta) + n\eta\tau_*(\pi, \delta) = \min_{S' \subset [p], |S'|=s} R_{S'} + n\eta\tau_*(\pi, \delta) \\ &\leq R_{S^*} + n\eta\tau_*(\pi, \delta). \end{aligned} \quad (6.27)$$

Then the conclusion follows immediately by applying Theorem 2.3 with $\widehat{s} = \pi$.

6.5 Proof of Corollary 3.1

Theorem 3.1 shows that there exist universal constants C_1, C_2 such that as long as $l \geq s$ and $\pi \geq 4\kappa^2 l$, for any $\xi > C_1$ and $0 \leq \eta < 1$, whenever $\tau_*(\pi, \delta) \geq 16\xi^2 \sigma^2 \log(p) / \{(1 - \eta)^2 n\}$ for some $\delta < s^{-1}$, we have with probability at least $1 - 8sp^{-(C_2^{-1}\xi-1)}$ that $\text{TPR}(\widehat{\beta}_t^{\text{iht}}) = 1$, or in other words, $S^* \subset \text{supp}(\widehat{\beta}_t^{\text{iht}})$, for any $t \geq C_1 \kappa \log \frac{\mathcal{L}(\widehat{\beta}_0^{\text{iht}})}{n\eta\tau_*(\pi, \delta)}$. Combining this with the definition of $\widetilde{\beta}_t^{\text{iht}}(s)$ yields that $R_{\text{supp}(\widetilde{\beta}_t^{\text{iht}}(s))} \leq R_{S^*}$.

Now we wish to apply Theorem 2.1 to deduce the conclusion. Note that for any $\mathcal{S}_1, \mathcal{S}_2 \subset [p]$ such that $\mathcal{S}_1 \subset \mathcal{S}_2$,

$$\frac{\beta_{\mathcal{S}_1 \setminus \mathcal{S}^*}^{*\top} \widehat{\mathbf{D}}(\mathcal{S}_1) \beta_{\mathcal{S}_1 \setminus \mathcal{S}^*}^*}{|\mathcal{S}_1 \setminus \mathcal{S}^*|} = \frac{\|(\mathbf{I}_n - \mathbf{P}_{\mathbf{X}_{\mathcal{S}_1}}) \mathbf{X} \beta^*\|_2^2}{|\mathcal{S}_1 \setminus \mathcal{S}^*|} \geq \frac{\|(\mathbf{I}_n - \mathbf{P}_{\mathbf{X}_{\mathcal{S}_2}}) \mathbf{X} \beta^*\|_2^2}{|\mathcal{S}_2 \setminus \mathcal{S}^*|} = \frac{\beta_{\mathcal{S}_2 \setminus \mathcal{S}^*}^{*\top} \widehat{\mathbf{D}}(\mathcal{S}_2) \beta_{\mathcal{S}_2 \setminus \mathcal{S}^*}^*}{|\mathcal{S}_2 \setminus \mathcal{S}^*|}.$$

Therefore, $\tau_*(s) \geq \tau_*(\pi) \geq \tau_*(\pi, \delta)$. The conclusion then follows by applying Theorem 2.1.

6.6 Brief explanation on the selected variables in the Monthly Macroeconomic Dataset

In the unemployment rate association study, the variables selected by IHT are: HWIURATIO (Ratio of Help Wanted/No. Unemployed), HWI (Help-Wanted Index for United States), DMANEMP (All Employees: Durable goods) and PAYEMS (All Employees: Total nonfarm). Comparatively, LASSO puts more weight on COMPAPFFx (3-Month Commercial Paper Minus FEDFUNDS), M1SL (M1 Money Stock) and UEMPMEAN (Average Duration of Unemployment), while SCAD also puts more weight on DMANEMP (All Employees: Durable goods). In the Consumer Price Index association study, the related variables selected by IHT are DNDGRG3M086SBEA (Personal Cons. Exp: Nondurable goods) and PCEPI (Personal Cons. Expend.: Chain Index). On the other hand, LASSO and SCAD are also selecting features such as FEDFUNDS (Effective Federal Funds Rate), NDMANEMP (All Employees: Nondurable goods), WPSID61 (PPI: Intermediate Materials), BUSINVx (Total Business Inventories), etc. SIS includes variables such as WPSID61 (PPI: Intermediate Materials), WPSID62 (PPI: Crude Materials) and WPSFD49207 (PPI: Finished Goods) which are in the same sector.