

Fine Particles as Solute in Fine Particle (Dusty) Plasmas

Phase Separation and Diagram

Hiroo Totsuji

Received: date / Accepted: date

Abstract Analysis has been made on a possibility of phase separation and critical point as a solution of fine particles in plasmas, extending the previous work which pointed out this as one of two such possibilities. Fine particles are treated as a solute in the solvent of weakly coupled plasmas of electrons and ions. Examples of phase diagram have been obtained and coexisting phases are shown to have fine particles which differ in densities by almost one order of magnitude.

Keywords Fine particle plasma · Phase separation as solution · Phase diagram · Critical point

1 Introduction

Fine particle (dusty) plasmas are charge-neutral mixtures of negatively charged fine (dust) particles and weakly ionized background plasmas (electrons, ions, and neutral gas atoms). Since particles in fine particle plasmas have negative charges of large magnitude, they are often in the state of strong coupling. Various interesting phenomena related to strongly coupled fine particles are expected[1] and have been observed especially in microgravity experiments[2, 3]. We here assume usual experimental conditions, for example, gas pressure of $10 - 10^2$ Pa and electron and ion densities of $10^8 - 10^9$ cm^{-3} and refer to fine particles simply as ‘particles’.

Based on drift-diffusion equations, it has been shown[4, 5] that, both under microgravity and gravity, the existence of particles largely enhances the charge neutrality while *affecting the electron density very little*; Particles seem to accompany charge-compensating (extra) ions.

The mean free path of electrons is usually comparable or larger than the typical size (≤ 1 cm) of the domain of our interest. For example, in the Ar gas of pressure p_n and temperature T_n with the neutral atom density n_n

$$n_n \sim 2.4 \cdot 10^{14} p_n [\text{Pa}] \left(\frac{300 \text{ K}}{T_n} \right) \text{cm}^{-3},$$

the electron-Ar collision cross section $\sigma_{en} \sim 2 \cdot 10^{-16}$ cm^2 gives the mean-free path

$$\frac{1}{n_n \sigma_{en}} \sim 2.1 \cdot 10 \frac{T_n / 300 \text{ K}}{p_n [\text{Pa}]} \text{cm}.$$

When $p_n \sim 10 - 10^2$ Pa, the electron mean free path is thus $\sim 0.2 - 2$ cm. This is in contrast with the ion mean free path: The $\text{Ar}^+ - \text{Ar}$ collision cross section $\sigma_{in} \sim 1 \cdot 10^{-14}$ cm^2 gives the ion mean free path much smaller than that of electrons by a factor ~ 50 . These numbers are consistent with the insensitivity of electron density to the particle density changing in scales smaller than 1 cm.

There have been pointed out two possibilities of critical phenomena[6], both coming from the strong coupling of particles. One (case 1) is a thermodynamic instability of the whole system leading to coexisting phases with different electron densities. Since the ideal gas contribution of electrons to the pressure is much larger than those of ions and particles, this requires very strong coupling between particles which gives comparable negative contribution to the pressure. The other (case 2) is in the domain where electrons still determine the total pressure and coexisting phases have the same electron density with different particle densities: Particles are regarded as a solute in the solvent of electron-ion plasma. In view of the insensitivity of the electron density to particle density in particle clouds, we here extend the analysis of the latter possibility.

H. Totsuji
Okayama University (Prof. Emeritus), Okayama, Japan
E-mail: totsuji-09@t.okadai.jp
Present address: Saginomiya 6-3-16, Nakanoku, Tokyo, Japan

2 Condition for coexisting phases and phase diagram

We adopt the same notations as in Ref.6: Charges, densities and temperatures of electrons, ions, and fine particles are expressed by $(-e, n_e, T_e)$, (e, n_i, T_i) and $(-Qe, n_p, T_p)$, respectively, and their values are similarly assumed as $n_e \sim n_i \sim (10^8 - 10^9) \text{ cm}^{-3}$, $n_p \sim 10^5 \text{ cm}^{-3}$, $k_B T_e \sim \text{a few eV}$, and $T_i \sim T_p \sim 300 \text{ K}$. The background plasma (electrons and ions) is weakly coupled and particles interact via the Yukawa potential

$$\frac{(Qe)^2}{4\pi\epsilon_0 r} \exp\left(-\frac{r}{\lambda}\right)$$

with the screening length λ determined mainly by ions

$$\lambda \sim \left(\frac{\epsilon_0 k_B T_i}{e^2 n_i}\right)^{1/2} = 120 \left[\left(\frac{T_i}{300 \text{ K}}\right) \left(\frac{10^8 \text{ cm}^{-3}}{n_i}\right)\right]^{1/2} \mu\text{m}.$$

The Yukawa system of particles is characterized by the coupling parameter Γ and the strength of screening ξ defined respectively by the mean distance a as

$$\Gamma = \frac{(Qe)^2}{4\pi\epsilon_0 a k_B T_p}, \quad \xi = \frac{a}{\lambda}, \quad a = \left(\frac{3}{4\pi n_p}\right)^{1/3}.$$

Since Q takes on values $\sim 10^3$, Γ can be very large.

We write the Helmholtz free energy of the whole system F in the volume V ($N_{e,i,p} = n_{e,i,p} V$) in the form

$$F = F_{\text{id}}^{(e)}(T_e, V, N_e) + F_{\text{id}}^{(i)}(T_i, V, N_i) + F_{\text{id}}^{(p)}(T_p, V, N_p) + N_p k_B T_p f^{(p)}, \quad (1)$$

$F_{\text{id}}^{(e,i,p)}$ and $N_p k_B T_p f^{(p)}$ being ideal gas values and the non-ideal part of particle free energy, respectively. Applying results of Yukawa numerical simulations and taking into account the finite particle radius r_p , we have obtained an approximate expression[7] [(19) in Ref.6]

$$f^{(p)}(\tilde{\Gamma}, \xi, \tilde{r}_p) \approx a_1 \tilde{\Gamma} \exp(a_2 \xi) + 4a_3 \tilde{\Gamma}^{1/4} \exp(a_4 \xi) + \frac{3}{2} \tilde{\Gamma} \xi^{-2} [1 - (1 + 2\tilde{r}_p) \exp(-2\tilde{r}_p)] - \frac{1}{2} \tilde{\Gamma} \xi (1 + \tilde{r}_p) \exp(-2\tilde{r}_p), \quad (2)$$

where $a_1 = -0.896$, $a_2 = -0.588$, $a_3 = 0.72$, $a_4 = -0.22$,

$$\tilde{\Gamma} = \Gamma \frac{\exp(2\tilde{r}_p)}{(1 + \tilde{r}_p)^2}, \quad (3)$$

and

$$\tilde{r}_p = \frac{r_p}{\lambda}. \quad (4)$$

Quantities $\tilde{\Gamma}/\Gamma$ and \tilde{r}_p express the effect of finite particle radius r_p : When $r_p = 0$, $\tilde{\Gamma} = \Gamma$ and $\tilde{r}_p = 0$.

When $n_e \approx n_i \gg Qn_p$, particles can be regarded as a solute in the solvent background plasma and there exists a possibility (case 2) of coexisting phases with the same electron density but different particle densities[6]. For coexisting phases, I and II, required is the condition [(49) in Ref.6]

$$k_B T_p \ln \frac{n_p^I}{n_p^{II}} + Q k_B T_i \ln \frac{n_e^I + Q n_p^I}{n_e^{II} + Q n_p^{II}} = -[\Delta\mu^{(p)}]^I + [\Delta\mu^{(p)}]^{II}. \quad (5)$$

Here, $\Delta\mu^{(p)}$ denotes the non-ideal part of the chemical potential of particles $\mu^{(p)}$ as [(47) in Ref.6]

$$\mu^{(p)} = \mu_{\text{id}}^{(p)} + \Delta\mu^{(p)} \quad (6)$$

and calculated from (2) in the form[8] [(50) in Ref.6]

$$\begin{aligned} \frac{\Delta\mu^{(p)}}{k_B T_p} &= \frac{1}{3} a_1 \tilde{\Gamma} \exp(a_2 \xi) (4 - a_2 \xi) \\ &+ \frac{1}{3} a_3 \tilde{\Gamma}^{1/4} \exp(a_4 \xi) (13 - 4a_4 \xi) \\ &+ 3\tilde{\Gamma} \xi^{-2} [1 - (1 + 2\tilde{r}_p) \exp(-2\tilde{r}_p)] \\ &- \frac{1}{2} \tilde{\Gamma} \xi (1 + \tilde{r}_p) \exp(-2\tilde{r}_p). \end{aligned} \quad (7)$$

The critical condition for the appearance of coexisting phases is written in the usual form[9] as

$$\frac{\partial \tilde{\mu}}{\partial n_p} = 0 \quad (8)$$

for the effective chemical potential $\tilde{\mu}$

$$\tilde{\mu} = k_B T_p \ln n_p + Q k_B T_i \ln(n_e + Q n_p) + \Delta\mu^{(p)}, \quad (9)$$

the second term coming from the charge neutrality condition.

The coexisting phases are determined by the relation (5). When we change n_p (keeping n_e and n_i unchanged), the system follows the curve given by [(51) in Ref.6]

$$\Gamma \xi \approx \frac{(4\pi n_e)^{1/2} Q^2 e^3}{k_B T_p (k_B T_i)^{1/2}} = \text{const.} \quad (10)$$

Estimating the value of Q by[10]

$$Q \sim 0.5 \frac{k_B T_e}{e^2 / 4\pi\epsilon_0 r_p} \sim 3.5 \cdot 10^2 (k_B T_e [\text{eV}]) r_p [\mu\text{m}], \quad (11)$$

we have

$$\begin{aligned} &\frac{(4\pi n_e)^{1/2} Q^2 e^3}{k_B T_p (k_B T_i)^{1/2}} \\ &\sim 5.5 \cdot 10 \frac{(k_B T_e [\text{eV}])^2 (r_p [\mu\text{m}])^2 (n_e / 10^8 \text{ cm}^{-3})^{1/2}}{(T_p / 300 \text{ K}) (T_i / 300 \text{ K})^{1/2}}. \end{aligned} \quad (12)$$

Note that the value of $\Gamma \xi$ covers a wide range; When $n_e \sim 10^8 \text{ cm}^{-3}$ with $k_B T_e \sim (1-3) \text{ eV}$ and $r_p \sim (1-3) \mu\text{m}$, $\Gamma \xi \sim$

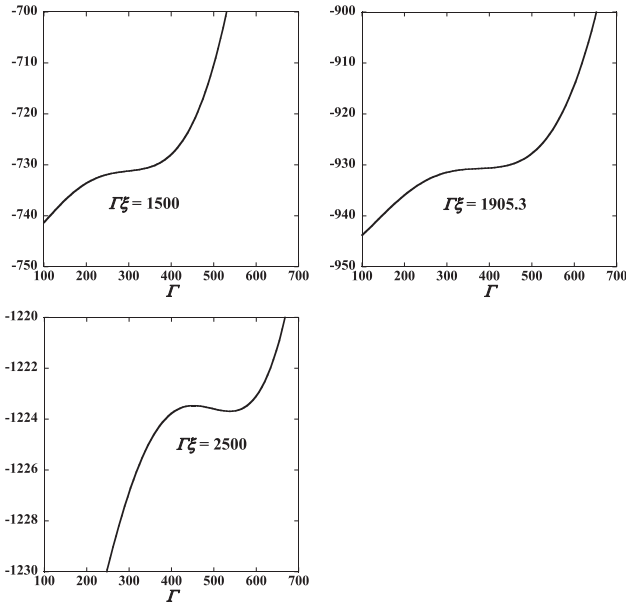


Fig. 1 Behavior of normalized effective chemical potential $\bar{\mu}/k_B T_p$ on the curve $\Gamma\xi = C$ with $\tilde{r}_p = 8.37 \cdot 10^{-3}$; In this case, $(\Gamma\xi)_c = 1905.3$, $\Gamma_c = 373.0$, and $\xi_c = 5.11$. With the increase of C , extrema appear signaling phase coexistence. (The origin of ordinate is arbitrarily shifted.)

$(5.5 \cdot 10 - 4.5 \cdot 10^3)$ and when $n_e \sim 8 \cdot 10^8 \text{ cm}^{-3}$, $\Gamma\xi \sim (1.6 \cdot 10^2 - 1.3 \cdot 10^4)$.

An example of the behavior of $\bar{\mu}$ on the curve $\Gamma\xi = \text{const.} = C$ is shown in Fig.1. With the increase of C , $\bar{\mu}$ changes from a monotone function of Γ to the one with two extrema, signaling the beginning of coexistence. The phase diagram is shown in Fig.2. When the value of $\Gamma\xi$ is less than $(\Gamma\xi)_c$, we have one phase irrespective of the value of n_p . When $\Gamma\xi = (\Gamma\xi)_c$, we have a critical point at (Γ_c, ξ_c) and when $\Gamma\xi > (\Gamma\xi)_c$, we have the domain of two coexisting phases[11]. As shown in Fig.3, the critical value and phase boundary are dependent on the parameter $\tilde{r}_p = r_p/\lambda$. The critical point (Γ_c, ξ_c) is approximately expressed by interpolation formulae,

$$\Gamma_c \approx 3.74 \cdot 10^2 - 94.5 \tilde{r}_p + 5.63 \cdot 10^3 \tilde{r}_p^2, \quad (13)$$

$$\xi_c \approx 5.11 + 0.15 \tilde{r}_p + 2.3 \tilde{r}_p^2. \quad (14)$$

3 Discussions

Correlations between charged particles generally give negative contribution to their internal energy and, if the charge neutrality is somehow satisfied, they tend to coagulate. In our case, some strength of coupling is necessary for particles accompanying charge-compensating (extra) ions to coagulate: The second term in (9) corresponds to this situation.

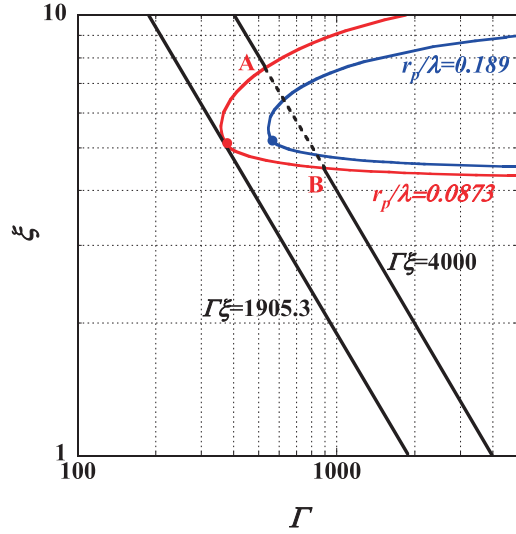


Fig. 2 Phase diagram for cases of $\tilde{r}_p = 8.73 \cdot 10^{-3}$ (e.g., $r_p = 1 \mu\text{m}$, $n_e = 10^8 \text{ cm}^{-3}$) and $\tilde{r}_p = 1.89 \cdot 10^{-1}$ (e.g., $r_p = 8 \mu\text{m}$, $n_e = 8 \cdot 10^8 \text{ cm}^{-3}$), filled circles being critical points. Two phases coexist inside the phase boundary curve. Straight lines are examples of $\Gamma\xi = C$ with $C = 1905.3$ and 4000 . When Γ increases along $\Gamma\xi = 4000$ in the case of $\tilde{r}_p = 8.73 \cdot 10^{-3}$, two phases (A and B) coexist between points A and B.

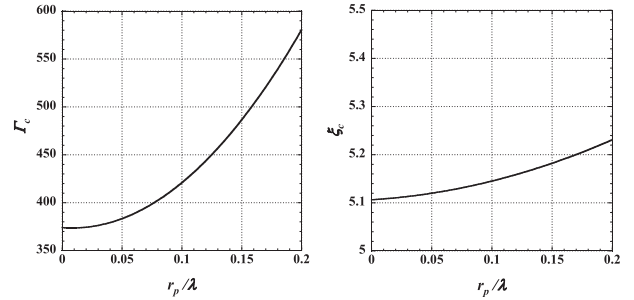


Fig. 3 Dependence of Γ_c and ξ_c on $\tilde{r}_p = r_p/\lambda$.

Values of (Γ, ξ) for coexisting phases are determined by the cross-section of $\Gamma\xi = \text{const.}$ and the phase boundary curve. As shown in Fig.2, the ratio of Γ in coexisting phases is ~ 2 , if not very close to the critical point. The ratio of the density is thus $\sim 2^3 = 8$. We may therefore expect coexisting phases with the density difference of nearly one order of magnitude.

Sharp boundaries of particle clouds or voids have been often observed in microgravity experiments. Since we have finite electric field and ion flow on the periphery of particle clouds even under microgravity, it may not be easy to separate the effect of strong coupling on the sharpness of boundaries. For example, the formation of voids is usually attributed to the ion flow[12,4]. We expect, however, detailed control of parameters might reveal the contribution of the strong coupling in the formation of sharp boundaries of particle clouds. We also point out that the above phenomena

in the horizontal structure could be observed in experiments under gravity, where detailed control of parameters is easier.

References

1. For example, P. K. Shukla and A. A. Mamun, *Introduction to Dusty Plasma Physics* (Institute of Physics Publishing, London, 2002)
2. For example, V. Fortov, G. Morfill, O. Petrov, M. Thoma, A. Usachev, H. Höfner, A. Zobin, M. Kretschmer, S. Ratynskaia, M. Fink, K. Tarantik, Yu. Gerasimov, and V. Esenkov, The project 'Plasmakristall-4' (PK-4)—a new stage in investigations of dusty plasmas under microgravity conditions: first results and future plans, *Plasma Phys. Control. Fusion* **47**, B537(2005)
3. For example, H. M. Thomas, G. E. Morfill, V. E. Fortov, A. V. Ivlev, V. I. Molotkov, A. M. Lipaev, T. Hagl, H. Rothermel, S. A. Khrapak, R. K. Suetterlin, M. Rubin-Zuzic, O. F. Petrov, V. I. Tokarev, and S. K. Krikalev, Complex plasma laboratory PK-3 Plus on the International Space Station, *New J. Phys.* **10**, 033036(2008)
4. H. Totsuji, Distribution of electrons, ions, and fine (dust) particles in cylindrical fine particle (dusty) plasmas: drift-diffusion analysis, *Plasma Phys. Control. Fusion* **58**, 045010 (2016)
5. H. Totsuji, Static behavior of fine particle clouds in fine particle (dusty) plasmas under gravity *J. Phys. Commun.* **2**, 025023 (2018)
6. H. Totsuji, Possible Observation of Critical Phenomena in Fine Particle (Dusty, Complex) Plasmas: Two Mechanisms and Experimental Conditions, *Microgravity Sci. Techno.* **23**, 159 (2011)
7. H. Totsuji, Thermodynamics of strongly coupled repulsive Yukawa particles an ambient neutralizing plasma: Thermodynamic instability and possibility of observation in fine particle plasmas, *Phys. Plasmas* **15**, 072111 (2008)
8. On the left-hand side of (50) in Ref.6, the denominator $k_B T_p$ is missing.
9. For example, L. D. Landau and E. M. Lifshitz, *Statistical Physics, 3rd Edition, Part I*, Section 97 (Pergamon, Oxford, 1980)
10. The value of Q can be estimated, for example, by the orbit-motion-limited (OML) theory. The magnitude of Q is proportional to the capacitance of the particle and a typical value of the coefficient is ~ 0.5 .
11. The critical values $(\Gamma\xi)_c, \Gamma_c, \xi_c$ given in Ref.6 should be corrected as given here.
12. For example, J. Goree, G. E. Morfil, V. N. Tsytovich, and S. V. Vladimirov, Theory of dust voids in plasmas, *Phys. Rev. E* **59**, 7055 (1999)