

LOCALLY TRIMMED LEAST SQUARES: CONVENTIONAL INFERENCE IN POSSIBLY NONSTATIONARY MODELS

Zhishui Hu*, Ioannis Kasparis[†] and Qiying Wang[‡]

November 8, 2021

Abstract

A novel IV estimation method, that we term *Locally Trimmed LS (LTLS)*, is developed which yields estimators with (mixed) Gaussian limit distributions in situations where the data may be weakly or strongly persistent. In particular, we allow for nonlinear predictive type of regressions where the regressor can be stationary short/long memory as well as nonstationary long memory process or a nearly integrated array. The resultant t-tests have conventional limit distributions (i.e. $N(0,1)$) free of (near to unity and long memory) nuisance parameters. In the case where the regressor is a fractional process, no preliminary estimator for the memory parameter is required. Therefore, the practitioner can conduct inference while being agnostic about the exact dependence structure in the data. The LTLS estimator is obtained by applying certain *chronological trimming* to the OLS instrument via the utilisation of appropriate kernel functions of time trend variables. The finite sample performance of LTLS based t-tests is investigated with the aid of a simulation experiment. An empirical application to the predictability of stock returns is also provided.

1 Introduction

It is well known that under nonstationarity regression estimators do not have conventional limit distributions in general. As a consequence, the inferential procedures developed for stationary data are not applicable under nonstationarity. A number of early studies in the area of nonstationary econometrics (e.g. Phillips and Hansen, 1990; Johansen, 1995; Phillips, 1995; Robinson and Hualde 2003) develop inferential procedures suitable for nonstationary models, however these methods are

*International Institute of Finance, School of Management, University of Science and Technology of China, Hefei, Anhui 230026, China, email: huzs@ustc.edu.cn.

[†]University of Cyprus, Nicosia, Cyprus, email: kasparis@ucy.ac.cy.

[‡]School of Mathematics and Statistics, The University of Sydney, NSW 2006, Australia, email: qiying@maths.usyd.edu.au.

not valid in general under stationarity. In fact, it is well known that methods such as FMLS (c.f. Phillips, 1995) may exhibit severe size distortions even under local deviations from the (fractional) unit root paradigm. This duality in inference, has made empirical work in time series econometrics elusive. Practitioners typically need to make preliminary (some times ad hoc) assumptions about the persistence level in the data or apply some sort of pre-testing -and therefore expose inference to problems associated to pre-testing- before proceeding to estimation and inference. A number of studies has attempted to address this issue using conservative confidence intervals (for a review see Mikusheva (2007), Phillips (2014) and the references therein). The more recent work of Magdalinos and Phillips (2009; MP hereafter) (see also Kostakis, Magdalinos and Stamatogiannis (2015) for refinements and additional results) follows a completely different direction. MP propose an IV estimator (IVX) that that has mixed Gaussian limit distribution at the expense of an arbitrary reduction in the convergence rate, relative to that of the OLS estimator.

In this paper we follow an approach similar to the pioneering work of MP. To fix ideas consider the simple model

$$y_k = \beta x_k + u_k, \quad k = 1, \dots, n, \quad (1)$$

where x_k is a nearly integrated (NI) and x_k predetermined with respect to some martingale difference error term (u_k). MP construct the so called IVX instrument by applying the following linear filtering to the OLS instrument (x_k)

$$Z_{kn} = \sum_{j=0}^{k-1} \left(1 + \frac{c_z}{n^b}\right)^j (x_{k-j} - x_{k-j-1}), \quad (2)$$

for some $c_z < 0$ and $0 < b < 1$. This linear filtering transforms x_k into a mildly integrated process (e.g. see Giraitis and Phillips, 2006; Phillips and Magdalinos, 2007) that is less persistent than a NI array (e.g. x_k). By choosing b arbitrary close to unity, the reduction in the signal of the instrument results into an arbitrary small reduction in the convergence rate of the IVX estimator, relative to that of the OLS, and this is sufficient for a martingale CLT to operate, rendering IVX based inference conventional. The choice of b is important to inference with smaller b resulting in better size control at the expense of asymptotic power. Note that as $b \uparrow 1$, Z_{kn} approximates the NI process x_k and the IVX estimator resembles the behaviour of the OLS estimator. The recent work of Yang, Long, Peng and Cai (2019) generalises the IVX method to regression models with serially correlated regression (parametric AR) errors, whilst Demetrescu, Georgiev, Rodrigues and Taylor (2020) apply a modified version of the IVX estimator to test for episodic predictability in stock returns.

We consider an alternative method for reducing the signal of the OLS instrument. Let K be an integrable kernel function and set

$$Z_{kn} = K [c_n (k/n - \tau)] x_k,$$

where c_n is a positive deterministic sequence such that $c_n^{-1} + c_n n^{-1} \rightarrow 0$ and $0 < \tau < 1$. For simplicity set $\tau = 1/2$ and $K(0) = 1$. In this case the kernel function extracts information from the OLS instrument for observations near the middle of the sample. In particular, $Z_{kn} \approx x_k$ i.e. when $k \approx n/2$, and $Z_{kn} \approx 0$ when k is far from $n/2$. In other words certain *chronological trimming* applies around the “*chronological point* τ ”. By allowing the c_n sequence to diverge at an arbitrary slow rate, the resultant IV (LTLS) estimator attains an arbitrary slower convergence rate relative to the OLS estimator. In principle, it is possible to extract information around multiple chronological points $0 < \tau_1 < \dots < \tau_{l_n} < 1$ where l_n is either fixed or $l_n \rightarrow \infty$ such that $l_n = o(c_n)$. In this case the relevant instrument is

$$Z_{kn} = \sum_{j=1}^{l_n} K [c_n (k/n - \tau_j)] x_k. \quad (3)$$

As long as the LTLS estimator converges at slower rate, than the OLS estimator, limit theory is mixed Gaussian for nonstationary regressor covariates and Gaussian for stationary. In particular, the reduction in the signal of the OLS instrument allows a martingale CLT (c.f. Wang, 2014) to operate even if x_k is nonstationary. Notice that if c_n is too small or if too many chronological points (l) are employed, then Z_{kn} approximates the OLS instrument and as a consequence LTLS based inference resembles OLS based inference. This can be easily seen, if a vanishing sequence c_n is employed. Note that for $c_n \rightarrow 0$, $Z_{kn} \approx l_n K(0) x_k$.

Our theoretical framework allows for a wide range of stationary and nonstationary linear processes as well NI arrays. In particular, x_k can be a stationary or a nonstationary fractional process. Consider the LTLS estimator of β in (1) that utilises the instrument of (3) i.e. $\hat{\beta} = \sum_{k=1}^n Z_{kn} y_k / \sum_{k=1}^n Z_{kn} x_k$. Let $t \in [0, 1]$ and suppose that x_k is a nonstationary process such that for some $d_n \rightarrow \infty$, $d_n^{-1} x_{[nt]} \Rightarrow X_t$ in $D[0, 1]$ where X_t is a continuous process. For instance X_t can be a fractional BM or a fractional Ornstein-Uhlenbeck process (see Remark 1 below) depending on some memory or near-to-unity nuisance parameter. Then we have

$$d_n \sqrt{\frac{n l_n}{c_n}} (\hat{\beta} - \beta) \rightarrow_d \mathbf{MN} \left(0, E(u_t^2) \frac{\int_{\mathbb{R}} K^2(x) dx}{(\int_{\mathbb{R}} K(x) dx)^2 \int_0^1 X_t^2 dt} \right).$$

Because $c_n \rightarrow \infty$ and $l_n = o(c_n)$ the convergence rate of the LTLS is slower than that of the OLS estimator ($d_n \sqrt{n}$). Further, note that nuisance parameters affect the limit distribution only

via the mixing variate $\left[\int_0^1 X_t^2 dt\right]^{-1}$ and as a consequence the studentised LTLS estimator has standard normal limit distribution. Interestingly, the limit variance shown above is the same, up to a constant, to that of the FMLS estimator for the case where $x_k \sim I(1)$.

We mention that the constant that features in the limit variance of the LTLS estimator above, can be made arbitrarily small by an appropriate choice of the kernel function. For example suppose that $K(x) = (2\pi\zeta^2)^{-1/2} \exp\left(-\frac{x^2}{2\zeta^2}\right)$. Then

$$E(u_t^2) \int_{\mathbb{R}} K^2(x) dx / \left(\int_{\mathbb{R}} K(x) dx\right)^2 = \frac{E(u_t^2)}{2\sqrt{\pi\zeta^2}} \rightarrow 0$$

as $\zeta^2 \rightarrow \infty$.¹ Nevertheless, choosing a large value of the kernel variance parameter has the same effect as choosing a small value for c_n . Therefore as $\zeta^2 \rightarrow \infty$, the LTLS estimator approximates the OLS estimator.

It should be further noted that for nonstationary fractional covariates (i.e. $I(d)$, $d > 1/2$), methods like FMLS (e.g. Phillips, 1995) or the spectral GLS of Robinson and Hualde (2003) (see also Hualde and Robinson, 2010) are asymptotically equivalent to the Gaussian pseudo maximum likelihood and therefore asymptotically efficient (c.f. Phillips, 1991). The key feature of these methods is to induce asymptotically mixed Gaussian estimators by certain *modification* in the dependent variable that involves (fractionally) differencing the covariates. In the context of (1) such differencing takes the form $(I - L)^{\hat{d}} x_k$, where L is the lag operator and \hat{d} is a preliminary estimator for the memory parameter of x_k . Nevertheless, if there is a local deviation (order $O(n^{-1})$) from the (fractional) unit root model, the aforementioned methods yield mixed Gaussian limit theory only if the following quasi fractional differencing is applied

$$(I - (c/n)L)^{\hat{d}} x_k,$$

where c is a local to unity parameter. A non trivial value for the local to unity parameter however renders the aforementioned methods infeasible because of the lack of identifiability of c . It is well known that if $c \neq 0$, inference based on methods like FMLS are prone to severe size distortions even if there is moderate correlation between the regressor and the regression error.

The remaining of this work is organised as follows. Section 2 provides basic limit theory for locally trimmed functionals of stationary and nonstationary processes. This limit theory is utilised

1

$$\int_{\mathbb{R}} K^2(x) dx = (2\pi\zeta^2)^{-1} \int_{\mathbb{R}} \exp\left(-\frac{x^2}{2(\zeta^2/2)}\right) dx = (2\pi\zeta^2)^{-1} \sqrt{2\pi(\zeta^2/2)} = \frac{1}{2\sqrt{\pi\zeta^2}}.$$

in Section 3 for exploring the limit properties of the LTLS estimation and inference. Section 4 provides a simulation study and Section 5 an empirical application on the predictability of stock returns.

Throughout this paper we make use of the following notation. For two deterministic sequences a_n and b_n , $a_n \sim b_n$ denotes $\lim_{n \rightarrow \infty} a_n/b_n = 1$. $1\{A\}$ is the indicator function on set A . We may write the integral $\int_{\mathbb{R}} f(x)dx$ as $\int f$. \Rightarrow denotes weak convergence in the space $D[0, 1]$. For a vector x , $\|x\|$ is its inner product norm and x' its transpose. By $[x]$ we denote the integer part of a positive number x . Finally, $\text{diag}\{a_1, \dots, a_p\}$ denotes a $p \times p$ diagonal matrix with elements $\{a_1, \dots, a_p\}$ on the main diagonal, \rightarrow_d denotes the convergence in distribution and $Y := \mathbf{MN}(\mathbf{0}, \Sigma)$ denotes a Gaussian variate (mixing normal) with characteristic function $f(t) = Ee^{it'Y} = Ee^{-t'\Sigma t/2}$.

2 Asymptotics for locally trimmed sample functionals

In this section we develop basic limit theory for locally trimmed (LT) sample functionals of stationary and nonstationary processes. Our basic limit theory is utilised in Section 3 for the asymptotic analysis of the LTLS estimator. Let $\{x_k\}_{1 \leq k \leq n}$ be a scalar time series process and $\{X_{nk}\}_{1 \leq k \leq n, n \geq 1}$ be some scalar random array. Further, let K be an integrable kernel function and $g(\cdot) = [g_1(\cdot), \dots, g_p(\cdot)]'$, where, for each $i = 1, \dots, p$, g_i is a measurable function. For $l \in \mathbb{N}$ and $0 < \tau_1 < \dots < \tau_l < 1$, set

$$\begin{aligned} S_{1n,l} &= \frac{c_n}{n} \sum_{k=1}^n g(x_k) \left\{ \frac{1}{l} \sum_{j=1}^l K[c_n(k/n - \tau_j)] \right\}, \\ M_{1n,l} &= \sqrt{\frac{c_n}{n}} \sum_{k=1}^n g(x_k) \left\{ \frac{1}{\sqrt{l}} \sum_{j=1}^l K[c_n(k/n - \tau_j)] \right\} u_k, \\ S_{2n,l} &= \frac{c_n}{n} \sum_{k=1}^n g(X_{nk}) \left\{ \frac{1}{l} \sum_{j=1}^l K[c_n(k/n - \tau_j)] \right\}, \\ M_{2n,l} &= \sqrt{\frac{c_n}{n}} \sum_{k=1}^n g(X_{nk}) \left\{ \frac{1}{\sqrt{l}} \sum_{j=1}^l K[c_n(k/n - \tau_j)] \right\} u_k, \end{aligned}$$

where c_n is a sequence of positive constants, l either fixed or $l \rightarrow \infty$ as $n \rightarrow \infty$, and u_k together with an appropriate filtration $\{\mathcal{F}_k\}$ forms a martingale difference sequence (such that X_{nk} , x_k are \mathcal{F}_{k-1} -measurable). The limit theory of the LTLS estimator relies on the asymptotics of $\{S_{jn,l}, M_{jn,l}\}_{j=1}^2$. Limit theory for the functionals $\{S_{1n,l}, M_{1n,l}\}$ is relevant for stationary regressors whilst $\{S_{2n,l}, M_{2n,l}\}$ for nonstationary. In fact, it is assumed that X_{nk} satisfies some FCLT. The term $S_{2n,l}$ resembles certain functionals considered by Phillips, Li and Gao (2017) who study

the estimation of cointegrated models with smooth time varying parameters (TVP). The aforementioned work considers terms of the form

$$\frac{c_n}{n} \sum_{k=1}^n X_{nk}^2 K [c_n(k/n - \tau)], \quad 0 < \tau < 1,$$

where X_{nk} is an $I(1)$ process normalised by \sqrt{n} . As explained below, under our assumptions X_{nk} can be an appropriately normalised $I(d)$, $d > 1/2$, process or a NI array (possibly driven by fractional errors). Therefore the limit results provided in this section are also relevant to the estimation of TVP models for the case where the covariate is a general nonstationary process satisfying some FCLT (see Assumption **A3** below).

To facilitate basic limit results, we make use of the following conditions.

A1 (innovations): $\{\eta_k, \mathcal{F}_k\}_{k \geq 1}$, where $\eta'_k = (\xi_{k+1}, u_k)$ and $\mathcal{F}_k = \sigma(u_k, u_{k-1}, \dots, u_1; \xi_j, j \leq k+1)$, forms a 2-dimensional martingale difference satisfying the following conditions:

- (a) $\sup_{k \geq 1} E(u_k^2 I(|u_k| \geq M) | \mathcal{F}_{k-1}) = o_P(1)$, as $M \rightarrow \infty$;
- (b) $\sup_{k \geq 1} E(\xi_k^2 I(|\xi_k| \geq M) | \mathcal{F}_{k-1}) = o_P(1)$, as $M \rightarrow \infty$;
- (c) there exists a positive definite matrix:

$$\Sigma = \begin{bmatrix} \sigma_\xi^2 & \sigma_{\xi u} \\ \sigma_{u\xi} & \sigma_u^2 \end{bmatrix}$$

so that, for all $k \geq 1$, $E(\eta_k \eta'_k | \mathcal{F}_{k-1}) = \Sigma$, *a.s.*

A2 (stationary process): x_k is an ergodic (strictly) stationary random sequence and a functional of ξ_k, ξ_{k-1}, \dots satisfying that $E \|g(x_k)\|^{2+\delta} < \infty$ for some $\delta > 0$.

A3 (nonstationary process and invariance principle): $X_{nk} = d_n^{-1} x_k$, where $0 < d_n^2 = \text{var}(x_n) \rightarrow \infty$ and x_k is a functional of ξ_k, ξ_{k-1}, \dots (depending on n is allowed) so that, on $D_{\mathbb{R}^3}[0, 1]$,

$$\left[\frac{1}{\sqrt{n}} \sum_{k=1}^{[nt]} \xi_k, \frac{1}{\sqrt{n}} \sum_{k=1}^{[nt]} \xi_{-k}, X_{n,[nt]} \right] \Rightarrow [B_{1t}, B_{2t}, X_t], \quad (4)$$

where B_{1t} and B_{2t} are two independent Gaussian process with mean zero and stationary independent increments, and X_t is a continuous process that depends only on functionals of $\{B_{1t}\}_{0 \leq t \leq 1}$ and $\{B_{2t}\}_{0 \leq t \leq 1}$.

A4 (kernel function and restrictions on τ_j, l_n and c_n):

- (a) $K(x)$ is a positive real function having a compact support;
- (b) $0 < c_n \rightarrow \infty$ and $c_n/n \rightarrow 0$;
- (c) $\tau_j = j/(l_n + 1)$ where $j = 1, \dots, l_n$ with $l_n^{-1} + c_n^{-1}l_n \rightarrow 0$.

We remark that the innovation process $\{\eta_k, \mathcal{F}_k\}_{k \geq 1}$ used in **A1** is standard in literature so that both $M_{1n,l}$ and $M_{2n,l}$ have a martingale structure. The uniform integrability conditions (a) and (b) are weak in comparison with the high moments used in previous works. See, for instance, Wang (2014) and Wang and Phillips (2009a, b). Since Σ is required to be a positive definite matrix, condition (c) excludes the process u_k to be ARCH and GARCH models. The condition (c) is required for technical reasons, which seems to be difficult to reduce at the moment.

Stationary process given in **A2** is extensively used in empirical applications where examples include short and long memory (fractional) processes. Typical examples on nonstationary processes satisfying **A3** have the form:

$$x_k = \rho x_{k-1} + \sum_{i=0}^{\infty} \phi_i \xi_{k-i},$$

where $\rho = 1 + c/n$ with $c \in \mathbb{R}$ and $\sum_{i=0}^{\infty} \phi_i^2 < \infty$. For the latter specification, (4) holds with X_t being a fractional Ornstein-Uhlenbeck process. See, for instance, Buchmann and Chan (2007), Wang and Phillips (2009a, b) and Wang (2015).

As for **A4**, the restriction on compact support for $K(x)$ can be relaxed if we have more conditions on l_n . Indeed, in the following main results, **A4** can be replaced by the following:

A4* (kernel function and restrictions on τ_j, l_n and c_n):

- (a) $K(x)$ is an eventually monotonic (i.e., there exists $A_1 > 0$ such that $K(x)$ is monotonic on $(-\infty, -A_1)$ and (A_1, ∞)) positive function so that $K(x) \leq C/(1+|x|)$ and $\int K < \infty$;
- (b) $0 < c_n \rightarrow \infty$ and $c_n/n \rightarrow 0$;
- (c) $\tau_j = j/(l_n + 1)$ where $j = 1, \dots, l_n$ with $l_n^{-1} + c_n^{-1} l_n \log n \rightarrow 0$.

We now introduce the limit theory for LT sample functionals. Since there are essential difference between $M_{1n,l}$ and $M_{2n,l}$, the main results will be presented based on stationary and nonstationary processes, separately.

Theorem 1. *Suppose **A2** and **A4** or **A4*** hold. Then, as $n \rightarrow \infty$, we have*

$$S_{1n,l_n} = Eg(x_1) \int K + o_P(1). \tag{5}$$

If in addition **A1**, then, as $n \rightarrow \infty$,

$$M_{1n,l_n} \rightarrow_d \mathbf{N} \left(\mathbf{0}, \sigma_u^2 E [g(x_1)g(x_1)'] \int K^2 \right). \quad (6)$$

Theorem 2. Suppose that **A3** and **A4** or **A4*** hold and $g(\cdot)$ is continuous. Then, as $n \rightarrow \infty$, we have

$$S_{2n,l_n} = \int_0^1 g(X_{n,[nt]}) dt \int K + o_P(1) \rightarrow_d \int_0^1 g(X_t) dt \int K. \quad (7)$$

If in addition **A1**, jointly with (7), we have

$$M_{2n,l_n} \rightarrow_d \mathbf{MN} \left(\mathbf{0}, \sigma_u^2 \int_0^1 g(X_t)g(X_t)' dt \int K^2 \right). \quad (8)$$

Remark 1. If we are only interesting the similar results as those of (5) and (7), conditions **A2** and **A3** can be reduced. For instance, the result (7) still holds if only (4) is replaced by $X_{n,[nt]} \Rightarrow X_t$ on $D_{\mathbb{R}}[0, 1]$. See Lemma 1 in Section 6 for more details. Furthermore, if x_k is a weakly nonstationary process (i.e., $I(1/2)$ and mildly integrated processes, where FCLTs do not apply) as considered in Phillips and Magdalinos (2007) and Duffy and Kasparis (2018), some preliminary calculations suggest (see also Theorem 2.2 in Duffy and Kasparis, 2018) that

$$\frac{c_n}{n} \sum_{k=1}^n g(d_n^{-1}x_k) \left\{ \frac{1}{l_n} \sum_{j=1}^{l_n} K [c_n(k/n - \tau_j)] \right\} \rightarrow_d \int_{\mathbb{R}} g(x + X^-) \varphi_{\sigma_+^2}(x) dx \int K,$$

where $\varphi_{\sigma_+^2}(x)$ is the density of a $N(0, \sigma_+^2)$ variate ($\sigma_+^2 > 0$) and $X^- \sim N(0, \sigma_-^2)$ ($\sigma_-^2 \geq 0$). Discussions toward this kind of generalization, together with the investigation for trimmed sample functionals of weakly nonstationary processes, are left for future work.

Remark 2. The continuity requirement in Theorem 2 is not essential for (7) and (8). These results can be extended to the case where g is locally Lebesgue integrable, if we impose more smoothness conditions on X_{nk} (see for example Christopheit (2009) and the references therein). This kind of generalisation involves more complicated derivations and will not be pursued here in order to keep the paper under reasonable length.

Remark 3. Following the proof of Theorem 1, it is easy to see that results (5) and (6) still hold if **A4** (c) is replaced by $\tau_j = j/(l+1)$ where $j = 1, \dots, l$, i.e., if $l_n \equiv l$ is fixed. As for (7) and (8), if **A4** (c) is replaced by $\tau_j = j/(l+1)$ where $j = 1, \dots, l$, we have

$$[S_{2n,l}, M_{2n,l}] \rightarrow_d \left[\frac{1}{l} \sum_{j=1}^l g(X_{\tau_j}) \int K, \mathbf{MN} \left(\mathbf{0}, \frac{\sigma_u^2}{l} \sum_{j=1}^l g(X_{\tau_j})g(X_{\tau_j})' \int K^2 \right) \right].$$

Theorem 2 provides limit theory for rescaled functionals of nonstationary processes (i.e. $d_n^{-1}x_k$ as given **A3**). For the purposes of regression analysis, limit theory for non rescaled processes (i.e. x_k) is more relevant. Following Park and Phillips (1999, 2001), we assume that the function $g(\cdot) = [g_1(\cdot), \dots, g_p(\cdot)]'$ is asymptotically homogeneous, i.e. for large λ

$$g_i(\lambda x) \approx \pi_i(\lambda)H_i(x), \quad i = 1, \dots, p$$

where π_i (positive real valued function) is the ‘‘asymptotic order’’ of g_i and H_i is the ‘‘asymptotic homogeneous function’’ of g_i that is assumed continuous. Several specifications of interest satisfy these conditions e.g. polynomial functions, logarithmic, indicator functions and distribution type of functions e.g. see Park and Phillips (2001) for more details. Set $\pi(\cdot) := \text{diag}\{\pi_1(\cdot), \dots, \pi_p(\cdot)\}$ and $H(\cdot) = [H_1(\cdot), \dots, H_p(\cdot)]'$. The following result is the counterpart of Theorem 2 for additive transformations of non rescaled sequences.

Theorem 3. *Suppose that:*

- (a) **A1**, **A3** and **A4** or **A4*** hold;
- (b) for each $i = 1, \dots, p$, there exists a continuous function H_i and $\pi_i : (0, \infty) \rightarrow (0, \infty)$, so that

$$g_i(\lambda x) = \pi_i(\lambda)H_i(x) + R_i(\lambda, x),$$

where $|R_i(\lambda, x)| \leq a_i(\lambda)(1 + |x|^\delta)$ for some $\delta > 0$ and $a_i(\lambda)/\pi_i(\lambda) \rightarrow 0$, as $\lambda \rightarrow \infty$.

Then, as $n \rightarrow \infty$, we have

$$\begin{aligned} & \sum_{k=1}^n \pi(d_n)^{-1} g(x_k) \left\{ \sum_{j=1}^{l_n} K[c_n(k/n - \tau_j)] \right\} \left[\frac{c_n}{nl_n}, \sqrt{\frac{c_n}{nl_n}} u_k \right] \\ &= \sum_{k=1}^n H(X_{nk}) \left\{ \sum_{j=1}^{l_n} K[c_n(k/n - \tau_j)] \right\} \left[\frac{c_n}{nl_n}, \sqrt{\frac{c_n}{nl_n}} u_k \right] + o_P(1) \end{aligned} \quad (9)$$

$$\rightarrow_d \left[\int_0^1 H(X_t) dt \int K, \text{MN} \left(\mathbf{0}, \sigma_u^2 \int_0^1 H(X_t) H(X_t)' dt \int K^2 \right) \right]. \quad (10)$$

Remark 4. As noticed in Remark 3, if **A4** (c) is replaced by $\tau_j = j/(l+1)$ where $j = 1, \dots, l$, we have

$$\sum_{k=1}^n \pi(d_n)^{-1} g(x_k) \left\{ \sum_{j=1}^l K[c_n(k/n - \tau_j)] \right\} \left[\frac{c_n}{nl}, \sqrt{\frac{c_n}{nl}} u_k \right]$$

$$\rightarrow_d \left[\frac{1}{l} \sum_{j=1}^l H(X_{\tau_j}) \int K, \text{MN} \left(\mathbf{0}, \frac{\sigma_u^2}{l} \sum_{j=1}^l H(X_{\tau_j}) H(X_{\tau_j})' \int K^2 \right) \right].$$

Remark 5. Suppose K^* is a real function satisfying **A4** (a) or **A4*** (a). Let $0 < \tau^* < 1$. Similar arguments as in the proof of Theorems 2 and 3 show that, under the conditions of Theorem 3 with $g(\cdot) = [g_1(\cdot), g_2(\cdot)]'$,

$$\left(\int_0^1 H_1(X_{n,[nt]}) dt, U_{1n}, U_{2n} \right) \rightarrow_d \left(\int_0^1 H_1(X_t) dt, \text{MN}(\mathbf{0}, \sigma_u^2 V_1) \right), \quad (11)$$

$$\left(\int_0^1 H_1(X_{n,[nt]}) dt, U_{1n}, U_{3n} \right) \rightarrow_d \left(\int_0^1 H_1(X_t) dt, \text{MN}(\mathbf{0}, \sigma_u^2 V_2) \right), \quad (12)$$

where

$$U_{1n} = \sqrt{\frac{c_n}{n}} \sum_{k=1}^n \pi_2 (d_n)^{-1} g_2(x_k) \left\{ \frac{1}{\sqrt{l_n}} \sum_{j=1}^{l_n} K [c_n(k/n - \tau_j)] \right\} u_k,$$

$$U_{2n} = \sqrt{\frac{c_n}{n}} \sum_{k=1}^n \left\{ \frac{1}{\sqrt{l_n}} \sum_{j=1}^{l_n} K^* [c_n(k/n - \tau_j)] \right\} u_k,$$

$$U_{3n} = \sqrt{\frac{c_n}{n}} \sum_{k=1}^n K^* [c_n(k/n - \tau^*)] u_k,$$

$$V_1 = \begin{bmatrix} \int_0^1 H_2^2(X_t) dt \int K^2 & \int_0^1 H_2(X_t) dt \int K K^* \\ \int_0^1 H_2(X_t) dt \int K K^* & \int (K^*)^2 \end{bmatrix},$$

$$V_2 = \begin{bmatrix} \int_0^1 H_2^2(X_t) dt \int K^2 & 0 \\ 0 & \int (K^*)^2 \end{bmatrix}.$$

The limit results (11) and (12), together with Theorems 1 - 3, will be utilised in Section 3 next.

3 LTLS estimation and inference

The limit theory presented in the previous section is subsequently utilised for deriving the properties of the LTLS estimator and a related t-statistic. We consider nonlinear models of the form

$$y_k = \mu + \beta f(x_k) + u_k, \quad k = 1, \dots, n, \quad (13)$$

where f is a known regression function (μ, β) unknown parameters and the covariate x_k can be nonstationary process or a stationary one amenable to the limit theory of Theorem 1 or Theorem 2 respectively. Further, x_k is predetermined with respect to the error u_t in the sense x_k is \mathcal{F}_{k-1} -

measurable and $\{u_k, \mathcal{F}_k\}$ is a martingale difference (c.f. Assumptions **A1-A3**). Similar nonlinear models with a predetermined covariate have been considered for example by Park and Phillips (1999, 2001) and Chan and Wang (2015), in a parametric set up, and by Wang and Phillips (2009a,b, 2011, 2012) in a nonparametric set-up.²

Let K be a kernel function satisfying **A4(a)** or **A4*(a)**. Let $\tau_j = j/(l_n + 1), j = 1, \dots, l_n$, c_n and l_n be deterministic sequences satisfying **A4(b)** and (c) or **A4*(b)** and (c). We also allow for l_n to be a fixed constant. Set

$$K_{kn} := \sum_{j=1}^{l_n} K [c_n (k/n - \tau_j)]. \quad (14)$$

Our aim is to estimate the unknown parameter β in (13) by using the following instrument for $f(x_k)$

$$Z_{kn} := f_k K_{kn} := f(x_k) K_{kn}.$$

As remarked in Section 1, due to the integrability of K , a trimming effect applies around the chronological point(s) ($cp(s)$ hereafter) τ_j which in turn reduces the signal of the OLS instrument $f(x_k)$. The reduction is more pronounced when the distance between k/n and τ_j is large, and/or the sequence c_n diverges fast. Clearly, for $K_{kn} = 1$ we get the OLS estimator as a special case. The reduction in the instrument signal enables an extended martingale given by Wang (2014) to operate. As a result the estimator under consideration has a mixed Gaussian limit distribution, making pivotal inference possible.

A trimming method is also crucial for demeaning $\{y_k\}$ i.e. taking into account the unknown intercept μ . Let K_{kn}^* , $k = 1, \dots, n$ be additive functionals of certain integrable kernel function. For any sequence $\{a_k\}_{k=1}^n$ let

$$\bar{a} := \frac{\sum_{k=1}^n a_k K_{kn}^*}{\sum_{k=1}^n K_{kn}^*} \quad \text{and} \quad \bar{a}_k := a_k - \bar{a}. \quad (15)$$

We will consider two possibilities for K_{kn}^* . Either

$$K_{kn}^* := \sum_{j=1}^{l_n} K^* [c_n (k/n - \tau_j)] \quad \text{or} \quad K_{kn}^* := K^* [c_n (k/n - \tau^*)], \quad (16)$$

where K^* satisfies **A4(a)**, $\tau_j = j/(l_n + 1), j = 1, 2, \dots, l_n$, are given above and $0 < \tau^* < 1$. The first term in (15) involves a trimmed sample mean around an array of several cps , whilst the second is

²Here we consider nonlinear models in x_k only. Our results can be generalised to models that are both nonlinear in x_k and the parameters along the lines of Chan and Wang (2015) for instance.

a trimmed sample mean based on a single fixed cp . Define the LTLS estimator as

$$\hat{\beta} := \frac{\sum_{k=1}^n Z_{kn} \bar{y}_k}{\sum_{k=1}^n Z_{kn} \bar{f}_k}.$$

The employment of a “trimmed” sample mean is crucial for obtaining mixed Gaussian limit theory. Notice that

$$\hat{\beta} = \beta + \frac{1}{\sum_{k=1}^n Z_{kn} \bar{f}_k} \left\{ \sum_{k=1}^n f_k K_{kn} u_k - \frac{(\sum_{k=1}^n f_k K_{kn}) \sum_{k=1}^n K_{kn}^* u_k}{\sum_{k=1}^n K_{kn}^*} \right\}.$$

For nonstationary x_k the two martingale terms shown above converge jointly to a bivariate mixed Gaussian limit. In particular,

$$\left[\sqrt{\frac{c_n}{n}} \sum_{k=1}^n f(d_n^{-1} x_k) K_{kn} u_k, \sqrt{\frac{c_n}{n}} \sum_{k=1}^n K_{kn}^* u_k \right] \rightarrow_d \mathbf{MN}(\mathbf{0}, V),$$

for some random matrix V . Note that if instead the standard demeaning was employed (i.e. $K^* = 1$), then

$$\left[\sqrt{\frac{c_n}{n}} \sum_{k=1}^n f(d_n^{-1} x_k) K_{kn} u_k, \frac{1}{\sqrt{n}} \sum_{k=1}^n u_k \right] \rightarrow_d \mathbf{MN}(\mathbf{0}, V),$$

for some random matrix V , despite the fact that each of the components on the l.h.s. above converges weakly to some (mixed) Gaussian limit.

To investigate the limit properties of the LTLS estimator $\hat{\beta}$ in detail, set

$$\lambda_n := \frac{nl_n}{c_n} \quad \text{and} \quad \lambda_n^* := \frac{nl_n^*}{c_n},$$

where

$$l_n^* := \begin{cases} l_n, & \text{if } K_{kn}^* = \sum_{j=1}^{l_n} K^*[c_n(k/n - \tau_j)] \\ 1, & \text{if } K_{kn}^* = K^*[c_n(k/n - \tau^*)] \end{cases}.$$

The sequences λ_n, λ_n^* give the order of the terms³ $\sum_{k=1}^n K_{kn}$ and $\sum_{k=1}^n K_{kn}^*$ which in turn determine the convergence rate of the LTLS estimator. Further set

$$R^* = 1 \text{ and } Q^* = \int K K^* \text{ if } l_n^* = l_n; \quad R^* = Q^* = 0 \text{ if } l_n^* = 1.$$

We have the following main results for the asymptotics of the LTLS estimator $\hat{\beta}$. Theorem 4 is for stationary regressor. Limit theory in nonstationary case is given in Theorem 5.

³Note that by standard arguments (Euler summation)

$$\sum_{k=1}^n K_{kn}^* \sim \frac{nl_n^*}{c_n} \int K^*.$$

Theorem 4. *Suppose that:*

- (a) **A1**, **A2** with $g = f$, and **A4** or **A4*** hold;
- (b) K^* satisfies **A4(a)** or **A4*(a)** and $0 < \tau^* < 1$.

Then, as $n \rightarrow \infty$, we have

$$\sqrt{\lambda_n^*} (\hat{\beta} - \beta) \rightarrow_d \sigma_u \mathbf{N}(0, \Omega^{-2} L M L'), \quad (17)$$

where $\Omega = \left\{ Ef^2(x_1) - [Ef(x_1)]^2 \right\} \int K$, $L = (R^*, -Ef(x_1) \int K / \int K^*)$ and

$$M = \begin{bmatrix} Ef(x_1)^2 \int K^2 & Ef(x_1) Q^* \\ Ef(x_1) Q^* & \int (K^*)^2 \end{bmatrix}.$$

Theorem 5. *Suppose that*

- (a) **A1**, **A3** and **A4** or **A4*** hold;
- (b) $f(x)$ is an asymptotically homogeneous function, i.e., there exists a continuous function H and $\pi : (0, \infty) \rightarrow (0, \infty)$ such that

$$f(\lambda x) = \pi(\lambda) H(x) + R(\lambda, x),$$

where $|R(\lambda, x)| \leq a(\lambda)(1 + |x|^\delta)$ for some $\delta > 0$ and $a(\lambda)/\pi(\lambda) \rightarrow 0$, as $\lambda \rightarrow \infty$;

- (c) K^* satisfies **A4(a)** or **A4*(a)** and $0 < \tau^* < 1$.

Then, as $n \rightarrow \infty$,

$$\sqrt{\lambda_n^*} \pi(d_n) (\hat{\beta} - \beta) \rightarrow_d \sigma_u \mathbf{MN} \left(0, \left(C \int K \right)^{-2} A V A' \right), \quad (18)$$

where

$$C = \begin{cases} \int_0^1 H^2(X_t) dt - \left[\int_0^1 H(X_t) dt \right]^2, & \text{if } K_{kn}^* = \sum_{j=1}^n K^* [c_n(k/n - \tau_j)], \\ \int_0^1 H^2(X_t) dt - \left[\int_0^1 H(X_t) dt \right] H(X_{\tau^*}), & \text{if } K_{kn}^* = K^* [c_n(k/n - \tau^*)], \end{cases}$$

$$A = \left[R^*, - \int_0^1 H(X_t) dt \int K / \int K^* \right], \quad \text{and}$$

$$V = \begin{bmatrix} \int_0^1 H^2(X_t) dt \int K^2 & \int_0^1 H(X_t) dt Q^* \\ \int_0^1 H(X_t) dt Q^* & \int (K^*)^2 \end{bmatrix}.$$

Remark 6. Due to the fact that $\sqrt{\lambda_n^*} = o(\sqrt{n})$, the convergence rate in LTLS for both stationary and nonstationary regressor is slower in comparison with that of the OLS estimator.

Remark 7. When a single cp is used in demeaning y_k , we have $R^*, Q^* = 0$. In this case, the right hand side of (18) becomes

$$\frac{-\int_0^1 H(X_t)dt / \int K^*}{\int_0^1 H^2(X_t)dt - \left[\int_0^1 H(X_t)dt\right] H(X_{\tau^*})} \times \mathbf{N}\left(0, \sigma_u^2 \int (K^*)^2\right).$$

Simulations presented in Section 4 show that, in finite samples, superior performance is obtained for certain configuration that involves multiple cps for the instrumentation of x_k (i.e. K) and a single cp for demeaning y_k (i.e. K^*). An analogous result can be established when the opposite holds i.e. a single cp (τ , say) is used for the instrumentation of x_k (i.e. K) and multiple cps (i.e. K^*) are used for demeaning. In particular, in the latter case it can be shown that the limit distribution (nonstationary x_k) is

$$\frac{-H(X_\tau) / \int K^*}{H^2(X_\tau) - \left[\int_0^1 H(X_t)dt\right] H(X_\tau)} \times \mathbf{N}\left(0, \sigma_u^2 \int (K^*)^2\right).$$

We do not consider this possibility in the theorems shown above explicitly in order avoid more complex exposition.

To end this section, we consider the following t -statistic for the hypothesis $H_0 : \beta = \beta_0$ (for some $\beta_0 \in \mathbb{R}$)

$$\hat{T} := C_n \frac{\hat{\beta} - \beta_0}{\sqrt{\hat{\sigma}^2 \mathcal{A}_n \mathcal{V}_n \mathcal{A}_n'}}, \quad (19)$$

where

$$\mathcal{A}_n := \left[1, -\frac{\sum_{k=1}^n f_k K_{kn}}{\sum_{k=1}^n K_{kn}^*} \right], \quad C_n := \sum_{k=1}^n Z_{kn} \bar{f}_k,$$

$$\mathcal{V}_n := \begin{bmatrix} \sum_{k=1}^n K_{kn}^2 f_k^2 & \sum_{k=1}^n K_{kn}^* K_{kn} f_k \\ \sum_{k=1}^n K_{kn}^* K_{kn} f_k & \sum_{k=1}^n (K_{kn}^*)^2 \end{bmatrix},$$

and $\hat{\sigma}^2 := n^{-1} \sum_{k=1}^n \tilde{u}_k^2$, where \tilde{u}_k are residuals from OLS estimation of (13). The limit properties of \hat{T} under the null hypothesis are demonstrated by Theorem 6 below.

Theorem 6. *Suppose that either conditions of Theorem 4 or Theorem 5 hold. Then under $H_0 : \beta = \beta_0$,*

$$\hat{T} \rightarrow_d N(0, 1).$$

Remark 8. Note that the limit distribution of the test statistic under the null hypothesis is standard normal for both stationary and nonstationary regressors. Under the alternative hypothesis, the divergence rate of \hat{T} is determined by the convergence rate of the LTLS estimator. In particular, for stationary x_k it can be easily seen that $\hat{T} = O_P(\sqrt{\lambda_n^*})$. On the other hand in the nonstationary case we have $\hat{T} = O_P(\sqrt{\lambda_n^*}\pi(d_n))$, where $d_n = \sqrt{n}$ for x_k NI or I(1) and $d_n = n^d$, $1/2 < d < 3/2$. Therefore, faster divergence rate is attained for more persistence processes. This fact is also corroborated by our simulation results (see Figures 1-3).

4 Simulations

We next investigate the final sample performance of the t-test based on the LTLS estimator. In particular we test the hypothesis $H_0 : \beta = 0$ against $H_1 : \beta \neq 0$ at 5% significance level. The vector $[\xi_k, u_k]$ process is generated by

$$\begin{bmatrix} \xi_k \\ u_k \end{bmatrix} \sim i.d.N \left(\mathbf{0}, \begin{bmatrix} 1 & \delta \\ \delta & 1 \end{bmatrix} \right)$$

Further, for $k = 1, \dots, n$ the process $\{y_k\}$ is generated by

$$y_{k+1} = \beta x_k + u_{k+1}$$

where $\{x_k\}$ is either a NI array of the form

$$x_k = \left(1 + \frac{c}{n}\right) x_{k-1} + \xi_k, \quad (20)$$

with $c \leq 0$ and $x_0 = 0$ or a type II fractional process (e.g. see Robinson and Hualde, 2003) of the form

$$(I - L)^d x_k = \xi_k 1\{k \geq 1\}. \quad (21)$$

Let $\varphi_{\zeta^2}(x)$ be the density of a $N(0, \zeta^2)$ variate. Next, set $\tilde{\sigma}_u^2 = n^{-1} \sum_{k=1}^n \tilde{u}_k^2$, $\tilde{\sigma}_\xi^2 = n^{-1} \sum_{k=1}^n \tilde{\xi}_k^2$, $\tilde{\delta} = \frac{n^{-1} \sum_{k=1}^n \tilde{u}_k \tilde{\xi}_k}{\sqrt{\tilde{\sigma}_u^2 \tilde{\sigma}_\xi^2}}$, where \tilde{u}_t and $\tilde{\xi}_k$ are OLS residuals from the regressions

$$y_{k+1} = \tilde{\mu} + \tilde{\beta} x_k + \tilde{u}_{k+1} \quad \text{and} \quad x_k = \tilde{\mu}_x + \tilde{\rho} x_{k-1} + \tilde{\xi}_k$$

respectively. Finally, $\{\tau_j\}_{j=1}^{l_n}$ are equispaced points on $(0, 1)$.

We consider 3 set-ups for kernel functionals and *cps*.

$$\text{S1 (set-up 1)} \quad K_{kn} = \sum_{j=1}^{l_n} K[c_n(k/n - \tau_j)], \quad K_{kn}^* = \sum_{j=1}^{l_n} K^*[c_n(k/n - \tau_j)], \quad K(x) = \varphi_{0.1}(x)^{1/2}, \\ K(x)^* = \varphi_1(x)^{1/2}, \quad c_n = n^{0.95}, \quad l_n = c_n^{0.7}.$$

$$\text{S2 (set-up 2)} \quad K_{kn} = \sum_{j=1}^{l_n} K[c_n(k/n - \tau_j)], \quad K_{kn}^* = \sum_{j=1}^{l_n} K^*[c_n(k/n - \tau_j)], \quad K(x) = \varphi_{0.1}(x)^{1/2}, \\ K(x)^* = \varphi_1(x)^{1/2}, \quad c_n = n^{0.95}, \quad l_n = c_n^{\hat{\alpha}}, \quad \hat{\alpha} = 1 - 0.45 |\tilde{\delta}|.$$

$$\text{S3 (set-up 3)} \quad K_{kn} = \sum_{j=1}^{l_n} K[c_n(k/n - \tau_j)], \quad K_{kn}^* = K^*[c_n(k/n - 0.5)], \quad K(x) = \varphi_{\zeta^2}(x), \quad K(x)^* = \\ \varphi_{\zeta^2}(x)^{1/2}, \quad \zeta^2 = \tilde{\sigma}_u^2 \left(0.1 + 0.9 |\tilde{\delta}| \right), \quad c_n = n^{\hat{\alpha}}, \quad \hat{\alpha} = -0.1 + 0.15 |\tilde{\delta}|, \quad l_n = \log n.$$

In S1 and S2 multiple *cps* are used for both K_{kn} and K_{kn}^* whilst in S3 K_{kn}^* involves a single *cp*. Contrary to S1, in S2 a data driven approach is followed for the determination of the number of *cps* (l_n). As remarked in Section 1, a small c_n and/or large number of *cps* results in a LTLS estimator approximately equal to the OLS estimator. The OLS estimator in general has a good power properties but is severely oversized when endogeneity is strong (i.e. when $|\delta|$ is close to one). In S2 a large number of *cps* is utilised when endogeneity is weak whilst for l_n drops as $|\delta|$ approaches one. A similar data-driven approach is utilised in S3. In this case c_n is very small (vanishing) for δ close to zero, whilst c_n is large (diverging) for $|\delta|$ close to one. Further, in S3 the choice of the kernel variance is also data driven. Preliminary simulations have shown that superior performance is attained when $\zeta^2 = 0.1$ for $\delta \approx 0$ and $\zeta^2 = 1$ for $|\delta| \approx 1$. Therefore, $\zeta^2 = \tilde{\sigma}_u^2 \left(0.1 + 0.9 |\tilde{\delta}| \right)$ provides an interpolation between these values based on the actual data.

For S1 and S2 we use the test statistic of (19). For S3 we use $\mathcal{A}_n^* := \left[1, -\frac{\sum_{k=1}^n f(x_k) K_{kn}^*}{\sum_{k=1}^n K_{kn}^*} \right]$ instead of \mathcal{A}_n in (19). Note that given the configuration of S3, in the nonstationary case, $\frac{\sum_{k=1}^n f(x_k) K_{kn}^*}{\sum_{k=1}^n K_{kn}^*} = O_p(\pi_f(d_n))$ whilst $\frac{\sum_{k=1}^n f(x_k) K_{kn}}{\sum_{k=1}^n K_{kn}^*}$ that appears in \mathcal{A}_n is $O_p(\pi_f(d_n) \log n)$. Therefore, the employment of \mathcal{A}_n^* results in giving less weight in the term that corresponds to the studentisation of the intercept correction. Note that in infinite samples the utilisation of \mathcal{A}_n^* does not result in a consistent estimator for the limit variance of $\hat{\beta} - \beta$. Nevertheless, our simulation results reveal that in finite samples a superior performance is attained when \mathcal{A}_n^* is employed.

Table 1 shows the size properties of the LTLS based t-tests, for the case the regressor is a NI array generated by (20). The number of replication paths is set 10,000 throughout. We also consider the IVX based test (see eq. (20) in Kostakis et al, 2015) and the OLS based t-test. We allow for several values of the correlation parameter ($\delta = \{-.95, -.5, 0, .5, .95\}$) the near to unity parameter ($c = \{0, -5, -10, -20, -50\}$) and sample size ($n = \{250, 500, 750, 1000\}$). We use the notation T1, T2 and T3 to denote the LTLS t-statistics that correspond to set-ups S1, S2 and S3 respectively. In general, all LTLS based test exhibit good size control. Under S1 and S2 the tests are moderately oversized for small samples sizes when $c = 0$ and correlation $|\delta| = .95$. Figure 1 and

Figure 2 show the empirical power ($n = 250$) of the LTLS and IVX tests for $c = 0$ and $c = -20$ respectively. It can be seen from these figures that T3 attains better performance than the other LTLS based tests under consideration (i.e. T1 and T2). In particular, the performance of the the LTLS t-test under S3 is almost identical to that of the IVX based test. This is somewhat surprising given that under S3 the studentisation used does not lead to a consistent estimator for the limit variance of the LTLS estimator. As noted above, under S3 the term that provides studentisation to the intercept correction is of slightly smaller order of magnitude (i.e. $\log n$) than the corresponding term in \mathcal{A}_n . The simulation study provided suggests that this misbalancing leads to some finite sample improvement. Hosseinkouchack and Demetrescu (2019) provide finite sample improvements to the the IVX method. These authors show that the IVX t-statistic distribution is skewed relative to the $N(0, 1)$ in finite samples when endogeneity is strong. It is reasonable to expect that a similar phenomenon holds for the LTLS distribution in finite samples. It seems that the utilisation \mathcal{A}_n^* provides a rebalancing to the test statistic that corrects for deviations from the standard normal distribution. A rigorous analysis for the performance of the T3 in finite samples, would require developing higher order limit theory. A development in this direction is challenging from a technical point of view and will be left for future work.

We next consider the case where the regressor is a non stationary fractional process (i.e. (21)). The finite sample size performance of T3 and the LS based test procedure are shown in Table 2.⁴ It can be seen from Table 2 that the T3 test provides good size control for a wide range levels in persistence and endogeneity. On the other hand LS based test may exhibit serious oversizing. In particular, for $\delta = -.95$ empirical size ranges from three times ($d = 0.75$) to six times ($d = 1.2$) the nominal one. Finally, Figure 3 shows the finite power of T3 for $n = 250$, $d = \{0.8, 1, 1.2\}$ and $\delta = \{0, -.5, -.95\}$. As expected, better power performance is attained for more persistent regressors.

⁴Preliminary simulation results show that the performance of T1 and T2 in the fractional case is comparable to that in the NI case.

Table 1: Empirical Size (NI regressor; 5% Nominal Size)

$c = 0$	$\delta = -0.95$					$\delta = -0.5$					$\delta = 0$					$\delta = 0.5$					$\delta = 0.95$				
n	T1	T2	T3	IVX	OLS	T1	T2	T3	IVX	OLS	T1	T2	T3	IVX	OLS	T1	T2	T3	IVX	OLS	T1	T2	T3	IVX	OLS
250	0.084	0.095	0.060	0.059	0.278	0.059	0.074	0.057	0.056	0.117	0.051	0.052	0.045	0.050	0.053	0.061	0.075	0.052	0.056	0.113	0.087	0.096	0.064	0.061	0.295
500	0.077	0.078	0.062	0.062	0.287	0.059	0.067	0.051	0.054	0.114	0.054	0.053	0.046	0.054	0.054	0.060	0.076	0.057	0.058	0.116	0.080	0.083	0.058	0.055	0.279
750	0.076	0.069	0.062	0.058	0.272	0.059	0.065	0.051	0.052	0.109	0.052	0.050	0.042	0.050	0.051	0.059	0.062	0.054	0.055	0.111	0.080	0.068	0.063	0.057	0.277
1000	0.070	0.067	0.059	0.053	0.278	0.054	0.064	0.051	0.051	0.111	0.049	0.048	0.046	0.051	0.053	0.059	0.067	0.052	0.050	0.108	0.075	0.062	0.058	0.053	0.277
$c = -5$	$\delta = -0.95$					$\delta = -0.5$					$\delta = 0$					$\delta = 0.5$					$\delta = 0.95$				
n	T1	T2	T3	IVX	OLS	T1	T2	T3	IVX	OLS	T1	T2	T3	IVX	OLS	T1	T2	T3	IVX	OLS	T1	T2	T3	IVX	OLS
250	0.061	0.069	0.060	0.062	0.116	0.051	0.061	0.056	0.056	0.072	0.050	0.052	0.051	0.050	0.051	0.057	0.065	0.056	0.059	0.074	0.068	0.070	0.066	0.066	0.123
500	0.060	0.067	0.062	0.063	0.117	0.051	0.060	0.056	0.059	0.073	0.051	0.055	0.051	0.052	0.054	0.056	0.061	0.057	0.057	0.071	0.062	0.060	0.058	0.058	0.116
750	0.063	0.058	0.062	0.060	0.116	0.058	0.056	0.056	0.059	0.070	0.056	0.055	0.052	0.056	0.053	0.059	0.055	0.059	0.058	0.073	0.065	0.063	0.062	0.062	0.119
1000	0.058	0.055	0.059	0.060	0.116	0.049	0.059	0.052	0.054	0.066	0.047	0.052	0.050	0.050	0.051	0.050	0.056	0.053	0.052	0.066	0.059	0.056	0.057	0.058	0.115
$c = -10$	$\delta = -0.95$					$\delta = -0.5$					$\delta = 0$					$\delta = 0.5$					$\delta = 0.95$				
n	T1	T2	T3	IVX	OLS	T1	T2	T3	IVX	OLS	T1	T2	T3	IVX	OLS	T1	T2	T3	IVX	OLS	T1	T2	T3	IVX	OLS
250	0.058	0.067	0.058	0.062	0.086	0.051	0.058	0.054	0.055	0.063	0.049	0.050	0.050	0.051	0.052	0.056	0.061	0.057	0.057	0.063	0.063	0.059	0.066	0.065	0.090
500	0.058	0.053	0.061	0.063	0.088	0.051	0.060	0.058	0.058	0.065	0.047	0.056	0.051	0.052	0.052	0.050	0.061	0.054	0.055	0.060	0.056	0.056	0.059	0.057	0.085
750	0.058	0.054	0.061	0.060	0.087	0.058	0.053	0.058	0.056	0.064	0.055	0.054	0.053	0.056	0.053	0.056	0.059	0.057	0.055	0.062	0.058	0.057	0.062	0.062	0.088
1000	0.053	0.052	0.058	0.058	0.084	0.049	0.052	0.053	0.053	0.059	0.046	0.048	0.048	0.050	0.051	0.049	0.056	0.050	0.051	0.058	0.054	0.055	0.058	0.058	0.088
$c = -20$	$\delta = -0.95$					$\delta = -0.5$					$\delta = 0$					$\delta = 0.5$					$\delta = 0.95$				
n	T1	T2	T3	IVX	OLS	T1	T2	T3	IVX	OLS	T1	T2	T3	IVX	OLS	T1	T2	T3	IVX	OLS	T1	T2	T3	IVX	OLS
250	0.056	0.052	0.057	0.060	0.069	0.052	0.054	0.052	0.051	0.057	0.051	0.049	0.051	0.050	0.050	0.055	0.057	0.055	0.055	0.058	0.061	0.056	0.059	0.060	0.071
500	0.054	0.055	0.058	0.060	0.072	0.050	0.055	0.055	0.054	0.058	0.048	0.056	0.051	0.051	0.052	0.049	0.053	0.053	0.055	0.058	0.053	0.052	0.054	0.056	0.067
750	0.053	0.053	0.060	0.059	0.071	0.056	0.055	0.057	0.060	0.060	0.052	0.054	0.055	0.056	0.053	0.056	0.055	0.055	0.055	0.058	0.057	0.054	0.061	0.062	0.074
1000	0.052	0.052	0.057	0.057	0.071	0.047	0.057	0.052	0.050	0.056	0.048	0.049	0.048	0.048	0.049	0.048	0.050	0.048	0.049	0.053	0.052	0.055	0.057	0.055	0.070
$c = -50$	$\delta = -0.95$					$\delta = -0.5$					$\delta = 0$					$\delta = 0.5$					$\delta = 0.95$				
n	T1	T2	T3	IVX	OLS	T1	T2	T3	IVX	OLS	T1	T2	T3	IVX	OLS	T1	T2	T3	IVX	OLS	T1	T2	T3	IVX	OLS
250	0.053	0.053	0.056	0.054	0.058	0.052	0.050	0.049	0.050	0.051	0.049	0.051	0.049	0.049	0.049	0.052	0.054	0.052	0.050	0.053	0.055	0.049	0.055	0.055	0.058
500	0.052	0.053	0.056	0.054	0.059	0.052	0.054	0.052	0.051	0.053	0.048	0.051	0.046	0.047	0.048	0.050	0.053	0.050	0.050	0.050	0.053	0.048	0.055	0.055	0.059
750	0.051	0.050	0.059	0.059	0.064	0.053	0.049	0.054	0.055	0.055	0.053	0.050	0.054	0.053	0.052	0.057	0.051	0.056	0.056	0.058	0.057	0.046	0.059	0.059	0.063
1000	0.054	0.054	0.058	0.055	0.061	0.051	0.053	0.052	0.053	0.053	0.050	0.048	0.048	0.050	0.050	0.050	0.047	0.048	0.049	0.050	0.051	0.050	0.054	0.053	0.058

Figure 1: Empirical Power (NI regressor; 5% Nominal Size ; $c = 0$)

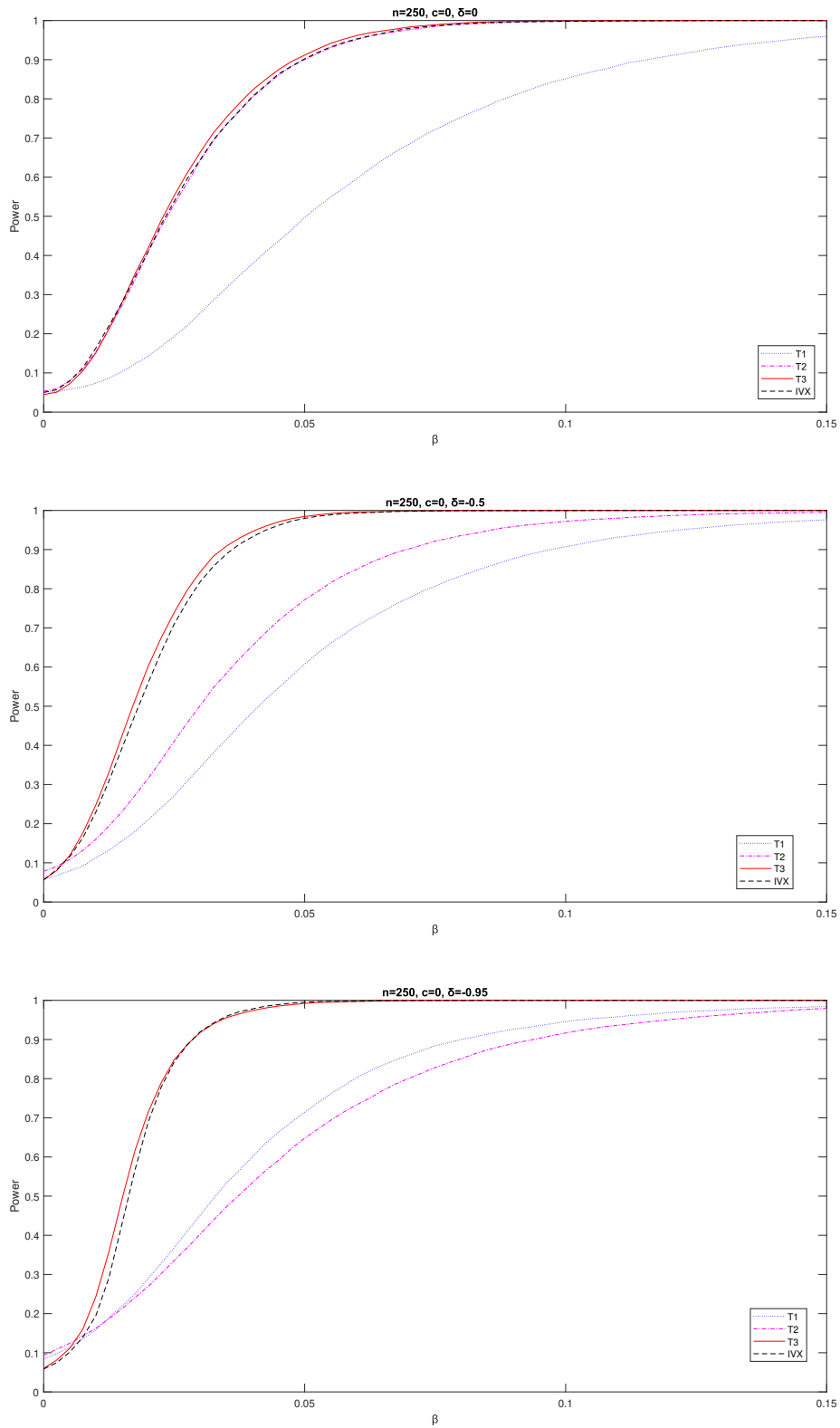


Figure 2: Empirical Power (NI regressor; 5% Nominal Size; $c = -20$)

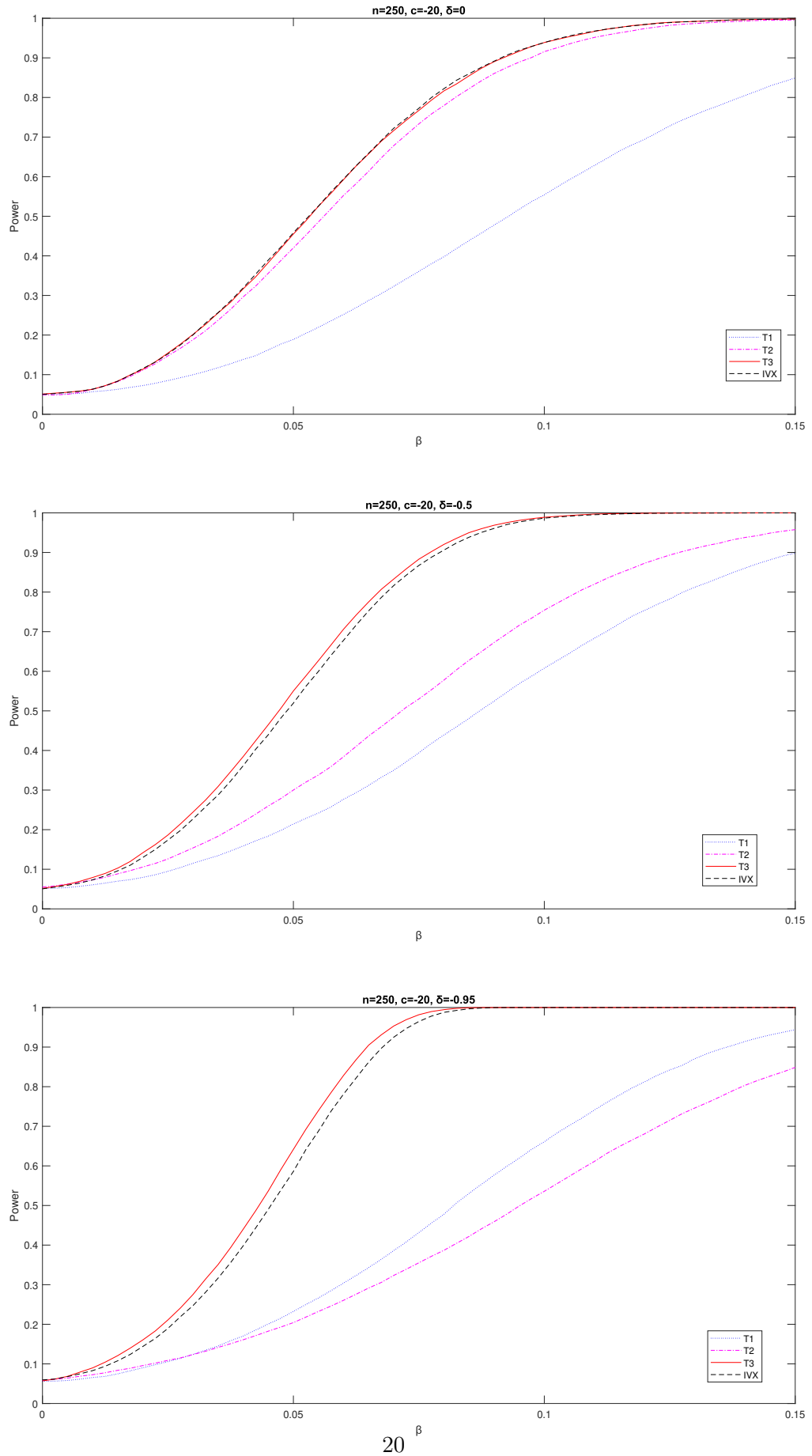
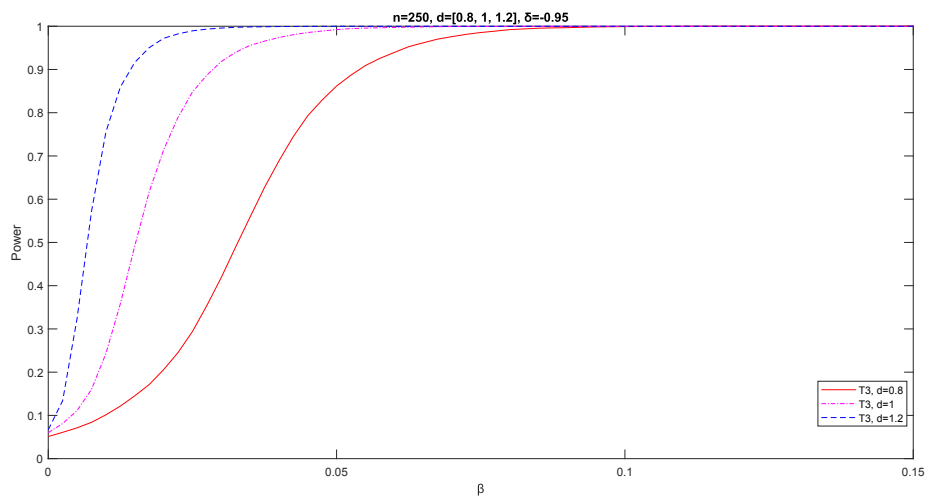
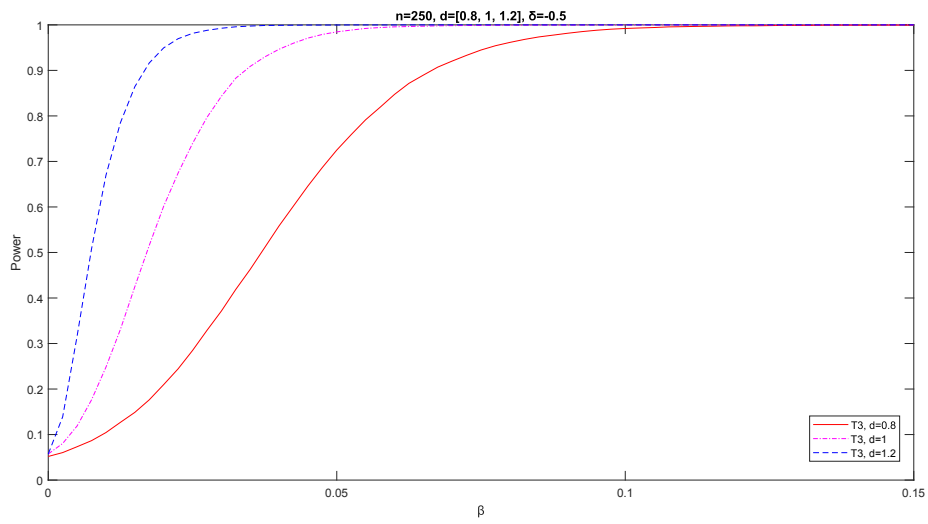
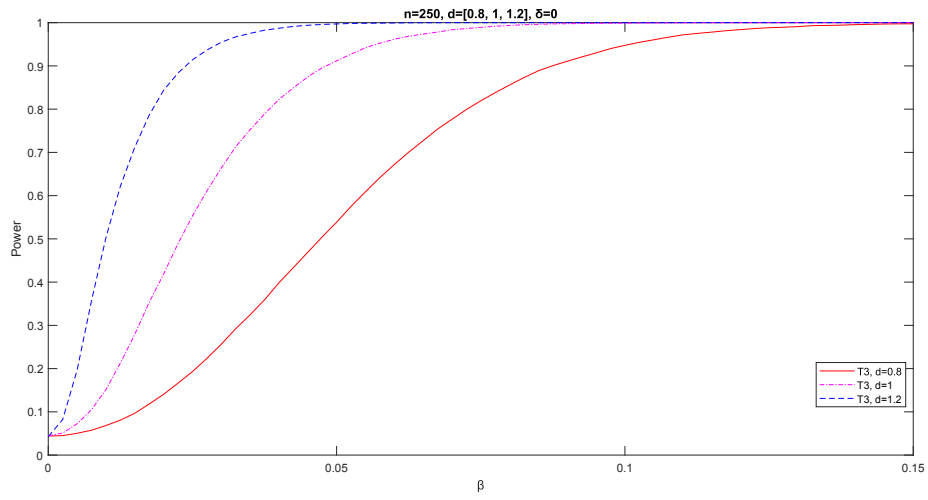


Table 2: Empirical Size (Fractional Regressor; 5% Nominal Size)

$\delta = -0.95$	$d = 0.75$		$d = 0.8$		$d = 0.9$		$d = 1$		$d = 1.1$		$d = 1.2$	
n	T3	LS	T3	LS	T3	LS	T3	LS	T3	LS	T3	LS
250	0.051	0.158	0.051	0.184	0.055	0.235	0.060	0.278	0.064	0.308	0.067	0.325
500	0.051	0.161	0.052	0.184	0.058	0.242	0.062	0.287	0.066	0.319	0.068	0.337
750	0.051	0.155	0.052	0.178	0.058	0.230	0.062	0.272	0.064	0.301	0.067	0.322
1000	0.048	0.155	0.050	0.183	0.055	0.229	0.059	0.278	0.065	0.310	0.069	0.327
$\delta = -0.5$	$d = 0.75$		$d = 0.8$		$d = 0.9$		$d = 1$		$d = 1.1$		$d = 1.2$	
n	T3	LS	T3	LS	T3	LS	T3	LS	T3	LS	T3	LS
250	0.051	0.085	0.052	0.093	0.055	0.107	0.057	0.117	0.058	0.121	0.057	0.126
500	0.051	0.085	0.050	0.091	0.051	0.102	0.051	0.114	0.052	0.120	0.052	0.123
750	0.048	0.081	0.046	0.086	0.048	0.098	0.051	0.109	0.052	0.117	0.052	0.119
1000	0.047	0.077	0.047	0.086	0.048	0.102	0.051	0.111	0.056	0.118	0.053	0.120
$\delta = 0.0$	$d = 0.75$		$d = 0.8$		$d = 0.9$		$d = 1$		$d = 1.1$		$d = 1.2$	
n	T3	LS	T3	LS	T3	LS	T3	LS	T3	LS	T3	LS
250	0.043	0.051	0.044	0.052	0.043	0.053	0.045	0.053	0.044	0.052	0.043	0.052
500	0.048	0.054	0.048	0.055	0.047	0.054	0.046	0.054	0.045	0.055	0.045	0.056
750	0.048	0.053	0.046	0.051	0.043	0.052	0.042	0.051	0.042	0.051	0.043	0.053
1000	0.045	0.049	0.044	0.049	0.044	0.053	0.046	0.053	0.044	0.054	0.044	0.055

Figure 3: Empirical Power (Fractional Regressor; 5% Nominal Size)



5 Application to the predictability of stock returns

A large literature in empirical finance is devoted to the investigation of the hypothesis that stock returns can be predicted with publicly available information. For a review of existing work see for example Welch and Goyal (2008) and for more recent developments Kostakis, Magdalinos and Stamatogiannis (2015). Typically empirical work in this area involves inferential procedures, for the hypothesis $H_0 : \beta = 0$, in the context of *predictive* regressions of the form

$$r_{k+1} = \mu + \beta x_k + u_{k+1}, \quad (22)$$

where r_k are stock returns relating to some stock index, x_k some predictive variable and u_t a martingale difference regression error. Usually some financial ratio (e.g. dividend yield, earnings to price ratio, book to market ratio) or some macroeconomic variable (e.g. inflation) is considered as a possible predictor for future returns. Phillips (2015) provides a review for the econometric methodology employed in the predictive regressions literature. Most studies (e.g. Welch and Goyal, 2008) are utilising methods that are only valid for stationary x_k despite the fact that there is strong evidence that that in certain datasets various financial and macroeconomic variables are consistent with nonstationary processes (e.g. see Kostakis et al, 2015; Table 4). To the best of our knowledge, Campbell and Yogo (2006) is the first work that explicitly provides an attempt to address the possibility that the regressor is nonstationary. In particular, Campbell and Yogo (2006) develop a testing procedure for the case the predictor is a NI array based on conservative confidence intervals. Kostakis et al (2015) consider a modified version of the Magdalinos and Phillips (2009) IVX, that involves a finite sample correction relating to intercept estimation, to examine the return predictability hypothesis. The IVX estimator yields conventional inference for the case where x_k is a NI or mildly integrated array (e.g. Phillips and Magdalinos, 2007) or a stationary linear process. IVX instruments are also employed in the recent work of Demetrescu et al (2020) who propose inferential procedures for detecting episodic predictability in stock returns. The IVX method has been also employed in the recent work of Yang, Long, Peng and Cai (2020) who investigate predictability in the U.S. housing index return.

An important issue that has been largely overlooked in most studies in this area, is that stock returns series typically exhibit very weak persistence relative to most popular predictors. In particular, in many datasets short-term returns appear to be close to $I(d)$ processes with $d \approx 0$, whilst several predictors appear to be $I(d)$ with $d > 1/2$ i.e. nonstationary processes. Regressing a stationary processes on a possibly nonstationary leads to *misbalancing*. As emphasised by Phillips (2015), misbalancing may result to asymptotically vanishing estimators. For instance if $r_k \sim I(d)$

with $d < 1/2$ (stationary long memory) and $x_k \sim I(d)$ with $d > 1/2$, then the OLS estimator for β in (22) is $\tilde{\beta} \rightarrow_P 0$.

Only a few studies in this area attempt to address the issue of misbalancing. Marmer (2007) points out that a nonlinear relationship between returns and predictive variables is a plausible justification for this discrepancy in persistence. It is known for instance that integrable and bounded transformations of persistent processes may exhibit very weak signal (e.g. Park and Phillips, 1999, 2001; Park, 2003). Therefore, suppose that $r_{k+1} = f(x_k) + u_{k+1}$ where f is either integrable and compactly supported or the indicator function $1\{\cdot < 0\}$. The predictor x_k in this case has only “spatial episodic” impact on returns when the predictive variable visits the support of f (integrable case) or when it assumes negative values (indicator case). For DGPs of this kind it is difficult distinguishing r_k from the martingale difference error u_k , despite the fact r_k is a function of a persistent process (see for example Kasparis, Andreou and Phillips (2015), Figure 6; or Phillips (2015), Figure 2). Marmer (2007) develops a RESET type of functional form test for detecting possibly nonlinear components (e.g. integrable) of some predictor in the stock return series. A similar approach is also followed by Kasparis (2010) and Kasparis et al (2015), who utilise test statistics that involve integrable transformations of the predictor. The presence of integrable transformations in the test statistics results in conventional inference but can also detect weak signal nonlinear components affecting the returns series (for more details see p. 473-474 in Kasparis et al, 2015). Bollerslev, Osterrieder, Sizova and Tauchen (2013) follow a different approach for addressing the issue of misbalancing. These authors consider *vix* and *realised volatility* as possible predictors of stock returns. Using preliminary estimations they find that the aforementioned predictors exhibit long memory with memory parameters $d \approx 0.4$, whilst stock returns appear to have a memory parameter $d \approx 0$. In view of this, Bollerslev et al (2013) consider prefiltered predictors of the form $(I - L)^d x_k$ where x_k is some volatility variable. Notice that the fractionally differenced process is approximately $d \approx 0$. Finally, Demetrescu et al (2020) develop inferential procedures capable of detecting episodic predictability in stock returns for the case where the predictors that are either $I(0)$ or NI. In particular, they consider a potentially nonlinear relationship between returns and the predictive variables of the form $r_{k+1} = f_n(x_k, k/n) + u_{k+1}$, where $f_n(x_k, k/n) = \mu + k_n \beta(k/n) x_k$, $\beta(\cdot)$ is a TVP depending on the rescaled time trend k/n , and k_n an appropriate sequence. This formulation allows for “time episodic” impact of the predictor to the returns variable. Demetrescu et al (2020) achieve conventional inference by either utilising IVX instruments or the so called type II instruments of Breitung and Demetrescu (2015).⁵

⁵The method of Demetrescu et al (2020) can be used in conjunction with various instruments including LTLS. Such a development would require additional theoretical work and is left for future research.

In this work we address the issue of misbalancing by consider predictability over longer horizons. In particular, we employ LTLS based inference in predictive regressions of the form

$$r_{k+m} = \mu + \beta x_k + u_{k+m}, \quad (23)$$

where $m \geq 1$. The specification of (23) has been considered by other studies that investigate return predictability over long horizons (see for example Bandi and Perron, 2008; Hjalmarsson, 2011). The data are taken from the updated 2018 Welch and Goyal dataset⁶. The returns variable is constructed from the SP500 index (I_k) as follows $r_{k+m} = \ln(I_{k+m}) - \ln(I_k)$. We are using monthly and quarterly observations. Therefore, for monthly data, r_{k+m} should be understood as m months ahead returns, and for quarterly observations as m quarters ahead. By construction returns are log-price differences. Therefore, the persistence of the returns series tends to increase as the horizon increases. Table 3 provides memory estimates for the return series over different horizons and frequencies. In particular, we use the local Whittle estimator (LW; e.g. see Robinson, 1995) and the exact local Whittle (ELW) of Shimotsu and Phillips (2005). The bandwidth employed is of the form n^b . Shimotsu and Phillips (2005) consider $b = 0.65$ for the bandwidth exponent. Here we also consider $b = 0.55$ and $b = 0.75$. Moreover, we report memory estimates for the earnings to price ratio (EP). The particular series appears to be less persistent than dividend yield and book to market ratio that are commonly used in empirical work. For this reason we will concentrate on EP whose memory characteristics are closer to those of the returns series. It can be seen from Table 3 that the EP appears to be nonstationary at both frequencies and for all bandwidth choices with minimal memory estimate 0.76. Further, the memory characteristics of the returns series appear to resemble those of the EP variable over longer horizons i.e. $m = 24$ for monthly data and $m = 12$ for quarterly, when $b = 0.65, 0.75$.

Figure 3 reports values for the LTLS \hat{T} -statistics for the hypothesis $H_0 : \beta = 0$ vs $H_1 : \beta \neq 0$ (c.f. equation (23)). These values are plotted against the predictability horizon parameter m . We consider three configurations for kernels, cps and bandwidth sequences consistent with the set-ups S1, S2 and S3 given in the previous section. In particular, for S1 and S2 we choose $K(x) = \varphi_{0.1\hat{\sigma}_u^2}(x)^{1/2}$, $K(x)^* = \varphi_{\hat{\sigma}_u^2}(x)^{1/2}$. It can be seen from Figure 3 that there is evidence for predictability only for longer horizons under S1 and S3. For monthly data, the null hypothesis is rejected at a 5% level under S1 and S3 for for m greater than 6 and 5 respectively. For quarterly data the null is rejected under S1 and S3 for m greater than 12 and 10 respectively. These findings are consistent with those of Bandi and Perron (2008) how find strong predictability (by volatility

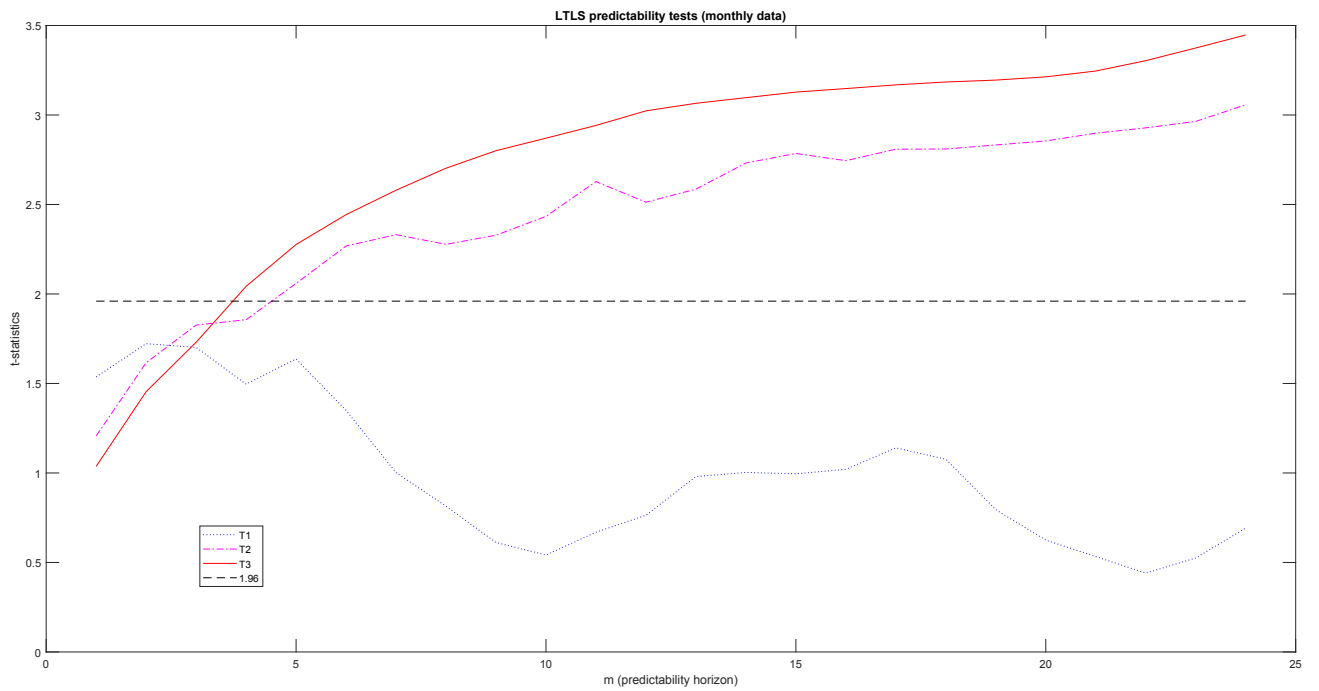
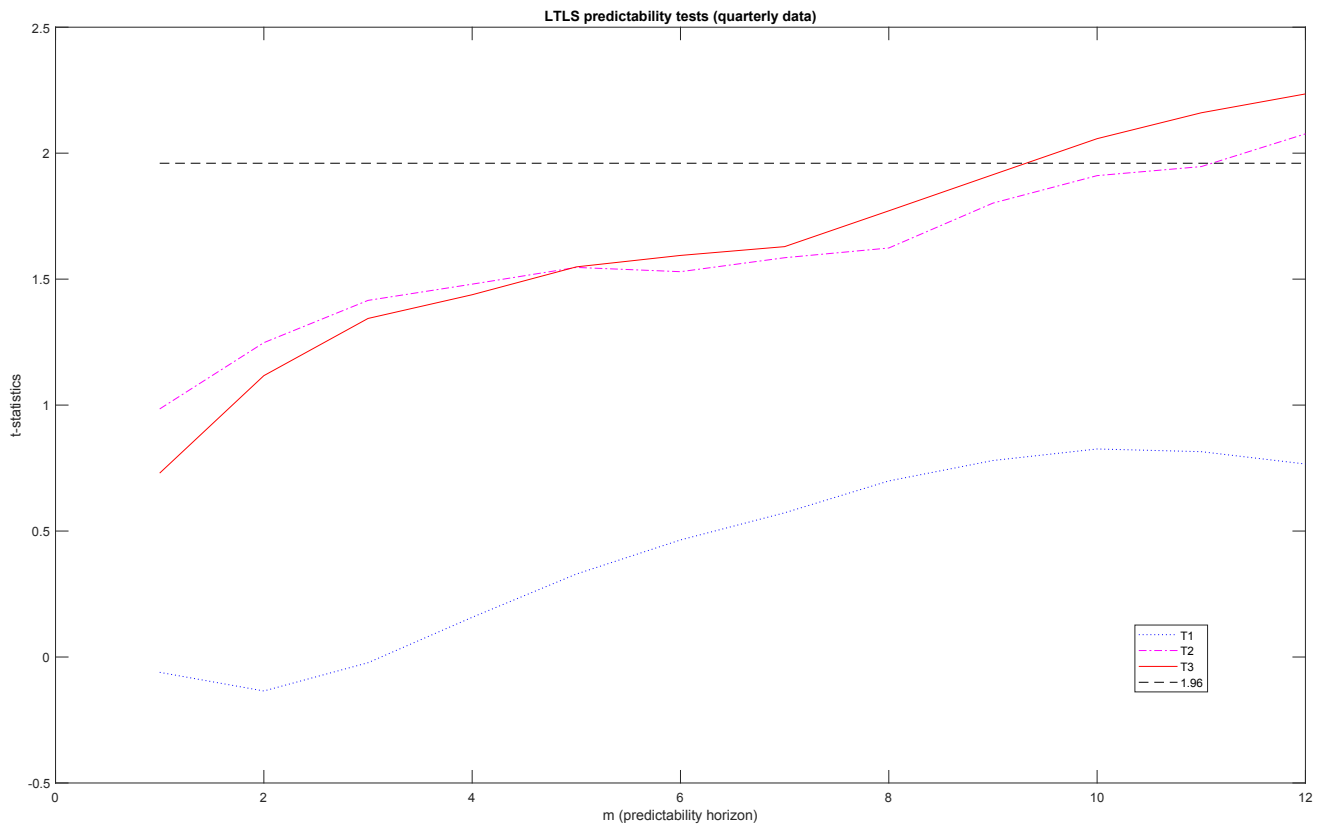
⁶The data are download from Amit Goyal's webpage: <http://www.hec.unil.ch/agoyal/>

Table 3: Memory Estimates

Monthly Data						
Bandwidth n^b	$b = 0.55$		$b = 0.65$		$b = 0.75$	
	LW	ELW	LW	ELW	LW	ELW
Returns ($m = 1$)	-0.09	-0.08	0.07	0.06	0.03	0.04
Returns ($m = 12$)	-0.036	-0.02	0.45	0.45	0.84	0.86
Returns ($m = 24$)	0.21	0.22	0.93	0.93	1.04	1.06
EP	0.77	0.85	0.92	1.22	1.02	1.51
Quarterly Data						
Bandwidth n^b	$b = 0.55$		$b = 0.65$		$b = 0.75$	
	LW	ELW	LW	ELW	LW	ELW
Returns ($m = 1$)	-0.09	-0.07	-0.09	-0.08	0.03	0.04
Returns ($m = 8$)	-0.03	-0.01	0.16	0.17	0.89	0.93
Returns ($m = 12$)	0.06	0.08	0.82	0.83	1.19	1.14
EP	0.76	0.81	0.79	0.85	0.88	1.17

predictors) over longer horizons.

Figure 4: Predictability Tests



6 Proofs of main results

Throughout the section, we assume that C, C_0, C_1, C_2, \dots are positive constants that may take a different value in each appearance and let $K_{kn} := \sum_{j=1}^l K[c_n(k/n - \tau_j)]$ as in (14).

6.1 Preliminaries

We start with two preliminary lemmas, which provide significant extension to Lemma 4.1 of Hu, Phillips and Wang (2019) and include (5) and (7) as a corollary. The proofs of these two lemmas will be given in Sections 6.7 and 6.8, respectively.

Let $\{X_{n,k}\}_{k \geq 1, n \geq 1}$, where $X_{n,k} = (X_{nk,1}, \dots, X_{nk,p})$, be a vector random array. When there is no confusion, we also use the notation $X_{nk} = X_{n,k}$. Let $\{v_k\}_{k \geq 1}$ be a sequence of random variables, and $G(q) = G(q_1, \dots, q_p)$ and $K(x)$ be Borel functions on \mathbb{R}^p and \mathbb{R} , respectively. For $0 < \tau_1 < \tau_2 < \dots < \tau_l < 1$, set

$$S_{n,l} = \frac{c_n}{n} \sum_{k=1}^n G(X_{nk}) v_k \frac{1}{l} \sum_{j=1}^l K[c_n(k/n - \tau_j)],$$

where $\{c_n\}_{n \geq 1}$ is a sequence of positive constants. Our first result investigates the asymptotics of $S_{n,l}$.

Lemma 1. *Suppose that*

- (a) *there is a continuous limiting process $X_t = (X_1(t), \dots, X_p(t))$ such that $X_{n, [nt]} \Rightarrow X_t$ on $D_{\mathbb{R}^p}[0, 1]$;*
- (b) *$\sup_{k \geq 1} E|v_k| < \infty$ and there exist $A_0 \in \mathbb{R}$ and $0 < m := m_n \rightarrow \infty$ satisfying $n/m \rightarrow \infty$ so that $\max_{m \leq j \leq n-m} E \left| \frac{1}{m} \sum_{k=j+1}^{j+m} v_k - A_0 \right| = o(1)$;*
- (c) *$G(q)$ is continuous, $K(x)$ has compact support or $K(x)$ is eventually monotonic with $K(x) \leq C/(1 + |x|)$, and $K(x) \geq 0$ satisfying $\int K < \infty$.*

Then, for any fixed $l \geq 1$, $c_n \rightarrow \infty$ and $c_n/n \rightarrow 0$, we have

$$\begin{aligned} S_{n,l} &= \frac{1}{l} \sum_{j=1}^l G(X_{n, [n\tau_j]}) A_0 \int K + o_P(1) \\ &\rightarrow_P \frac{1}{l} \sum_{j=1}^l G(X_{\tau_j}) A_0 \int K. \end{aligned} \tag{24}$$

If in addition $\tau_j = j/(l_n + 1), j = 1, 2, \dots, l_n$, where $l_n^{-1} + l_n/c_n \rightarrow 0$, then

$$S_{n,l_n} = \int_0^1 G(X_{n,[nt]}) dt A_0 \int K + o_P(1) \rightarrow_P \int_0^1 G(X_t) dt A_0 \int K. \quad (25)$$

Remark 9. Weak convergence in (a) and continuity of $G(q)$ are essentially necessary for this kind of result. The result can be extended to the case that $G(q)$ is locally Lebesgue integrable if we impose more smooth conditions on X_{nk} , but it involves more complicated calculation. We do not pursue the extension to keep this paper under reasonable length. It is worth to mention that no relationship is imposed between v_k and X_{nk} and condition (b) is satisfied with $A_0 = Ev_1$ whenever v_t is ergodic (strictly) stationary satisfying $E|v_1| < \infty$ and $\frac{1}{n} \sum_{k=1}^n v_k \rightarrow_{L_1} Ev_1$.

If we are only interested in the boundedness of $S_{n,l}$, condition (b) can be reduced as seen in the following result.

Lemma 2. *Suppose that conditions (a) and (c) of Lemma 1 hold and $\{v_k\}_{k \geq 1}$ is an arbitrary random sequence satisfying $\sup_{k \geq 1} E|v_k| < \infty$. Then, for any $l \geq 1$ (allowing for $l = l_n \rightarrow \infty$), $c_n \rightarrow \infty$ and $c_n/n \rightarrow 0$, we have*

$$\frac{c_n}{n} \sum_{k=1}^n \|G(X_{nk})\| |v_k| \frac{1}{l} \sum_{j=1}^l K[c_n(k/n - \tau_j)] = O_P(1). \quad (26)$$

If in addition $K(x) \leq C_0/(1 + |x|)$, $\tau_j = j/(l_n + 1), j = 1, 2, \dots, l_n$, $l_n \log l_n/c_n \rightarrow 0$ and $l_n \rightarrow \infty$, then

$$\frac{c_n}{n} \sum_{k=1}^n \|G(X_{nk})\| |v_k| \frac{1}{l_n} \sum_{1 \leq i < j \leq l_n} K[c_n(k/n - \tau_i)] K[c_n(k/n - \tau_j)] = o_P(1), \quad (27)$$

$$\frac{c_n}{n} \sum_{k=1}^n \|G(X_{nk})\| |v_k| \left(\frac{1}{\sqrt{l_n}} \sum_{j=1}^{l_n} K[c_n(k/n - \tau_j)] \right)^2 = O_P(1), \quad (28)$$

$$\left(\frac{c_n}{n} \right)^2 \sum_{k=1}^n \|G(X_{nk})\| |v_k| \left(\frac{1}{\sqrt{l_n}} \sum_{j=1}^{l_n} K[c_n(k/n - \tau_j)] \right)^4 = o_P(1). \quad (29)$$

Remark 10. Let $K^*(x)$ be an another positive function satisfying the same condition as that of $K(x)$. The same argument as in the proof of (27) yields

$$\frac{c_n}{n} \sum_{k=1}^n \|G(X_{nk})\| |v_k| \frac{1}{l_n} \sum_{1 \leq i < j \leq l_n} K[c_n(k/n - \tau_i)] K^*[c_n(k/n - \tau_j)] = o_P(1). \quad (30)$$

This, together with Lemma 1, implies that

$$\begin{aligned} & \frac{c_n}{n} \sum_{k=1}^n G(X_{nk}) v_k \frac{1}{l_n} \sum_{j=1}^{l_n} K [c_n(k/n - \tau_j)] \sum_{j=1}^{l_n} K^* [c_n(k/n - \tau_j)] \\ &= \int_0^1 G(X_{n,[nt]}) dt A_0 \int K K^* + o_P(1) \rightarrow_d \int_0^1 G(X_t) dt A_0 \int K K^*. \end{aligned} \quad (31)$$

Let $0 < \tau^* < 1$, and $\tau^* \notin \{\tau_j, j = 1, \dots, l\}$ if $l_n = l$ is fixed. Similarly to that of (30), we have

$$\frac{c_n}{n} \sum_{k=1}^n G(X_{nk}) v_k \frac{1}{\sqrt{l_n}} \sum_{j=1}^{l_n} K [c_n(k/n - \tau_j)] K^* [c_n(k/n - \tau^*)] = o_P(1). \quad (32)$$

The proof of (30) and (32) will be given in Section 6.9. Equations (31) and (32) show the effect of employing “*double trimming*” i.e. sample functionals that involve two kernel functions, which will be used in the proofs of Theorems 4 and 5, (11) and (12).

6.2 Proof of Theorem 1

We start with the limit result for S_{1n, l_n} , i.e., (5). For $\alpha \in \mathbb{R}^p$, let $v_k = \alpha' g(x_k)$. Since $\{x_k\}_{k \geq 1}$ is an ergodic stationary sequence with $E\|g(x_k)\|^{2+\delta} < \infty$ for some $\delta > 0$, it is readily seen that $\{v_k\}_{k \geq 1}$ is stationary and ergodic, and condition (b) of Lemma 1 holds with $A_0 = E v_1$ (see, for instance, Kallenberg (2002, Chapter 10)). (5) follows from Lemma 1 with $G(x) \equiv 1$.

We next consider M_{1n, l_n} , i.e., (6). Set $Q_{k,n} := \sqrt{\frac{c_n}{n l_n}} \alpha' g(x_k) K_{kn}$ where $\alpha \in \mathbb{R}^p$. Note that

$$\begin{aligned} \sum_{k=1}^n Q_{k,n}^2 &= \frac{c_n}{n} \sum_{k=1}^n [\alpha' g(x_k)]^2 \frac{1}{l_n} \sum_{j=1}^{l_n} K^2 [c_n(k/n - \tau_j)] + o_P(1) \\ &= E [\alpha' g(x_k)]^2 \int K^2 + o_P(1) \end{aligned} \quad (33)$$

by using Lemmas 1 and 2 with $G(x) \equiv 1$, $v_k = [\alpha' g(x_k)]^2$ and $A_0 = E [\alpha' g(x_k)]^2$. It follows from Hall and Heyde (1980, Theorem 3.2) or Wang (2014, Theorem 2.1) that, equation (6) will follow, if we prove

$$\max_{1 \leq k \leq n} |Q_{k,n}| = o_P(1). \quad (34)$$

Note that for any $A > 0$,

$$\max_{1 \leq k \leq n} |Q_{k,n}| \leq \left\{ \sum_{k=1}^n Q_{k,n}^2 I \{\|g(x_k)\| > A\} \right\}^{1/2} + \left\{ \sum_{k=1}^n Q_{k,n}^4 I \{\|g(x_k)\| \leq A\} \right\}^{1/4}$$

$$=: II_{1n}(A)^{1/2} + II_{2n}(A)^{1/4}.$$

Similar arguments used in (33) show that the first term as $n \rightarrow \infty$ first and then as $A \rightarrow \infty$

$$\begin{aligned} II_{1n}(A) &\leq \|\alpha\|^2 \frac{c_n}{n} \sum_{k=1}^n \|g(x_k)\|^2 I\{\|g(x_k)\| > A\} \frac{1}{l_n} \sum_{j=1}^{l_n} K^2 [c_n(k/n - \tau_j)] + o_P(1) \\ &= \|\alpha\|^2 E \|g(x_k)\|^2 I\{\|g(x_k)\| > A\} \int K^2 + o_P(1) = o_P(1). \end{aligned}$$

By Lemma 2 with $G(x) \equiv 1$ and $v_k = 1$, as $n \rightarrow \infty$, the second term

$$II_{2n}(A) \leq \|\alpha\|^4 A^4 \left(\frac{c_n}{nl_n} \right)^2 \sum_{k=1}^n K_{kn}^4 = o_P(1).$$

Combining these facts together, we establish (34). The proof of Theorem 1 is complete. \square

6.3 Proof of Theorem 2

The result for S_{2n,l_n} , i.e., (7) follows from Lemma 1 with $v_k \equiv 1$.

We next consider M_{2n,l_n} , i.e., (8). Set $Q_{k,n} := \sqrt{\frac{c_n}{nl_n}} \alpha' g(X_{nk}) K_{kn}$ where $\alpha \in \mathbb{R}^p$. Noting that $\int_0^1 g(X_{n,[nt]}) dt$ is a continuous functional of $X_{n,[nt]}$, the limit result of (8), jointly with (7), will follow if we prove that

$$\left\{ X_{n,[nt]}, \sum_{k=1}^n Q_{k,n} u_k \right\} \Rightarrow \left\{ X_t, \mathbf{MN} \left(0, \sigma_u^2 \int [\alpha' g(X_t)]^2 dt \int K^2 \right) \right\} \quad (35)$$

on $D_{\mathbb{R}^2}[0, 1]$. First note that, by using Lemmas 1 and 2 with $v_k \equiv 1$,

$$\begin{aligned} \sum_{k=1}^n Q_{k,n}^2 &= \frac{c_n}{n} \sum_{k=1}^n [\alpha' g(X_{nk})]^2 \frac{1}{l_n} \sum_{j=1}^{l_n} K^2 [c_n(k/n - \tau_j)] + o_P(1) \\ &= \int_0^1 [\alpha' g(X_{n,[nt]})]^2 dt \int K^2 + o_P(1) \rightarrow_d \int_0^1 [\alpha' g(X_t)]^2 dt \int K^2, \end{aligned}$$

indicating that

$$\left\{ X_{n,[nt]}, \sum_{k=1}^n Q_{k,n}^2 \right\} \Rightarrow \left\{ X_t, \int_0^1 [\alpha' g(X_t)]^2 dt \int K^2 \right\}.$$

It follows from Theorem 2.1 of Wang (2014), the limit result of (35) will follow, if we prove

$$\max_{1 \leq k \leq n} |Q_{k,n}| = o_P(1), \quad (36)$$

and

$$\frac{1}{\sqrt{n}} \sum_{k=1}^n |Q_{k,n}| = o_P(1). \quad (37)$$

In fact, by recalling the fact that $\|g\|^4$ is still continuous, it follows from Lemma 2 with $v_k = 1$ again that

$$\left[\max_{1 \leq k \leq n} |Q_{k,n}| \right]^4 \leq \sum_{k=1}^n Q_{k,n}^4 \leq \|\alpha\|^4 \left(\frac{c_n}{nl_n} \right)^2 \sum_{k=1}^n \|g(X_{nk})\|^4 K_{kn}^4 = o_P(1),$$

yielding (36). Similarly, by recalling $l_n/c_n \rightarrow 0$, we have

$$\begin{aligned} \frac{1}{\sqrt{n}} \sum_{k=1}^n |Q_{k,n}| &\leq \|\alpha\| \frac{1}{\sqrt{n}} \sqrt{\frac{c_n}{nl_n}} \sum_{k=1}^n \|g(X_{nk})\| K_{kn} \\ &= \|\alpha\| \sqrt{\frac{l_n}{c_n}} \frac{c_n}{nl_n} \sum_{k=1}^n \|g(X_{nk})\| K_{kn} = O_P\left(\sqrt{\frac{l_n}{c_n}}\right) = o_P(1), \end{aligned}$$

which shows (37). The proof of Theorem 2 is complete. \square

6.4 Proofs of Theorem 3 and (11)-(12)

To show Theorem 3, we only prove (9) since (10) is a direct consequence of (9) and Theorem 2.

Notice that, by the condition (b), we may write

$$\begin{aligned} &\sum_{k=1}^n \pi(d_n)^{-1} g(x_k) K_{kn} \left[\frac{c_n}{nl_n}, \sqrt{\frac{c_n}{nl_n}} u_k \right] \\ &= \sum_{k=1}^n \left[H(X_{nk}) + \pi(d_n)^{-1} R(d_n, X_{nk}) \right] K_{kn} \left[\frac{c_n}{nl_n}, \sqrt{\frac{c_n}{nl_n}} u_k \right] \\ &= \sum_{k=1}^n H(X_{nk}) K_{kn} \left[\frac{c_n}{nl_n}, \sqrt{\frac{c_n}{nl_n}} u_k \right] + (\Delta_{1n}, \Delta_{2n}), \end{aligned}$$

where $R(\lambda, x) = [R_1(\lambda, x), \dots, R_p(\lambda, x)]'$ and

$$\begin{aligned} \Delta_{1n} &= \frac{c_n}{nl_n} \sum_{k=1}^n \pi(d_n)^{-1} R(d_n, X_{nk}) K_{kn}, \\ \Delta_{2n} &= \sqrt{\frac{c_n}{nl_n}} \sum_{k=1}^n \pi(d_n)^{-1} R(d_n, X_{nk}) K_{kn} u_k. \end{aligned}$$

Now (9) follows from Theorem 2 with $g(x) = H(x)$ if we prove

$$|\alpha' \Delta_{in}| = o_P(1), \quad i = 1, 2, \quad (38)$$

for any $\alpha = (\alpha_1, \dots, \alpha_p)' \in \mathbb{R}^p$.

We only prove (38) with $i = 2$ since the proof of $|\alpha' \Delta_{1n}| = o_P(1)$ is similar except simpler. Recall $K_{kn} := \sum_{j=1}^{l_n} K[c_n(k/n - \tau_j)]$ and set, for $A > 0$,

$$\tilde{R}_{n,l_n}(A) = \sqrt{\frac{c_n}{nl_n}} \sum_{k=1}^n \alpha' \pi(d_n)^{-1} R(d_n, X_{nk}) I\{|X_{nk}| \leq A\} K_{kn} u_k.$$

Note that as $n \rightarrow \infty$ first and then $A \rightarrow \infty$

$$P\left(\alpha' \Delta_{2n} \neq \tilde{R}_{n,l_n}(A)\right) \leq P\left(\max_{1 \leq k \leq n} |X_{nk}| \geq A\right) \rightarrow 0. \quad (39)$$

For any $\epsilon > 0$ and $A > 0$, we have

$$P(|\alpha' \Delta_{2n}| \geq \epsilon) \leq P\left(\alpha' \Delta_n \neq \tilde{R}_{n,l_n}(A)\right) + \epsilon^{-2} E\left[\tilde{R}_{n,l_n}(A)\right]^2.$$

Now $|\alpha' \Delta_{2n}| = o_P(1)$ follows from (39) and the fact that as $n \rightarrow \infty$ for any $A > 0$

$$\begin{aligned} E\left[\tilde{R}_{n,l_n}(A)\right]^2 &\leq \frac{c_n}{nl_n} C \sum_{k=1}^n E\left|\alpha' \pi(d_n)^{-1} R(d_n, X_{nk})\right|^2 I\{|X_{nk}| \leq A\} K_{kn}^2 \\ &\leq \frac{c_n}{n} C \|\alpha\|^2 \left(1 + A^\delta\right)^2 \epsilon_n^2 \frac{1}{l_n} \sum_{k=1}^n K_{kn}^2 \rightarrow 0, \end{aligned}$$

where $\epsilon_n = \max_{1 \leq i \leq p} |[\pi_i(d_n)]^{-1} a_i(d_n)| \rightarrow 0$ and we have used (28) of Lemma 2 (with $G(x) \equiv 1$ and $v_k \equiv 1$). The proof of Theorem 3 is now complete.

Proofs of (11) and (12) are essentially the same as that of (9). We only provide a outline for (11). For any $\alpha, \beta \in \mathbb{R}$, let

$$\tilde{Q}_{k,n} = \sqrt{\frac{c_n}{nl_n}} \left(\alpha H_2(X_{n,k}) K_{kn} + \beta K_{kn}^* \right),$$

where $K_{kn}^* := \sum_{j=1}^{l_n} K^*[c_n(k/n - \tau_j)]$. As in the proof of (9), we have

$$\alpha U_{1n} + \beta U_{2n} = \sum_{k=1}^n \tilde{Q}_{k,n} u_k + o_P(1).$$

Note that, by using (31) and Lemmas 1 and 2,

$$\sum_{k=1}^n \tilde{Q}_{k,n}^2 = \alpha^2 \int_0^1 H_2^2(X_{n,[nt]}) dt \int K^2 + 2\alpha\beta \int_0^1 H_2(X_{n,[nt]}) dt \int K K^*$$

$$+\beta^2 \int (K^*)^2 + o_P(1),$$

indicating

$$\left\{ X_{n,[nt]}, \sum_{k=1}^n \tilde{Q}_{k,n}^2 \right\} \Rightarrow \{X_t, [\alpha, \beta] V_1 [\alpha, \beta]'\}.$$

Similarly, we may prove that (36) and (37) hold with Q_{kn} being replaced by $\tilde{Q}_{k,n}$. As a consequence, (11) follows from Wang (2014) as in the proof of Theorem 2. \square

6.5 Proofs of Theorems 4 and 5

We only prove Theorem 5 since the proof of Theorem 4 is similar except simpler. Let

$$\begin{aligned} A_{1n} &= \frac{c_n}{nl_n} \sum_{k=1}^n \pi(d_n)^{-2} f^2(x_k) K_{kn}, & A_{2n} &= \frac{c_n}{nl_n} \sum_{k=1}^n \pi(d_n)^{-1} f(x_k) K_{kn}, \\ A_{3n} &= \frac{c_n}{nl_n^*} \sum_{k=1}^n \pi(d_n)^{-1} f(x_k) K_{kn}^*, \\ B_{1n} &= \sqrt{\frac{c_n}{nl_n}} \sum_{k=1}^n \pi(d_n)^{-1} f(x_k) K_{kn} u_k, & B_{2n} &= \sqrt{\frac{c_n}{nl_n^*}} \sum_{k=1}^n K_{kn}^* u_k. \end{aligned}$$

Recall (15) and $Z_{kn} = f(x_k) K_{kn}$ and note that $\frac{c_n}{nl_n^*} \sum_{k=1}^n K_{kn}^* = \int K^* + o(1)$. It is readily seen from (9) of Theorem 3 and Theorem 2 that

$$\begin{aligned} & \frac{1}{\lambda_n \pi^2(d_n)} \sum_{k=1}^n Z_{kn} \bar{f}_k \\ &= \frac{c_n}{nl_n} \sum_{k=1}^n \pi(d_n)^{-1} f(x_k) K_{kn} \left[\pi(d_n)^{-1} f(x_k) - \frac{\sum_{k=1}^n \pi(d_n)^{-1} f(x_k) K_{kn}^*}{\sum_{k=1}^n K_{kn}^*} \right] \\ &= A_{1n} - A_{2n} A_{3n} / \int K^* + o_P(1) \\ &= C_n \int K + o_P(1), \end{aligned} \tag{40}$$

where

$$C_n = \begin{cases} \int_0^1 H^2(X_{n,[nt]}) dt - \left[\int_0^1 H(X_{n,[nt]}) dt \right]^2, & \text{if } K_{kn}^* = \sum_{j=1}^n K^* [c_n (k/n - \tau_j)], \\ \int_0^1 H^2(X_{n,[nt]}) dt - \left[\int_0^1 H(X_{n,[nt]}) dt \right] H(X_{n,[n\tau^*]}), & \text{if } K_{kn}^* = K^* [c_n (k/n - \tau^*)]. \end{cases}$$

Similarly, we have

$$\frac{\sqrt{\lambda_n^*}}{\lambda_n \pi(d_n)} \sum_{k=1}^n Z_{kn} \bar{u}_k$$

$$= \frac{\sqrt{\lambda_n^*}}{\lambda_n} \left\{ \sum_{k=1}^n \pi(d_n)^{-1} f(x_k) K_{kn} u_k - \frac{[\sum_{k=1}^n \pi(d_n)^{-1} f(x_k) K_{kn}] [\sum_{k=1}^n K_{kn}^* u_k]}{\sum_{k=1}^n K_{kn}^*} \right\} \quad (41)$$

$$= \sqrt{\frac{l_n^*}{l_n}} B_{1n} - A_{2n} B_{2n} / \int K^* + o_P(1) \\ = A_n B_n + o_P(1), \quad (42)$$

where

$$A_n = \left[R^*, - \frac{\int_0^1 H(X_{n,[nt]}) dt \int K}{\int K^*} \right], \quad B_n = [B_{1n}, B_{2n}]'.$$

Since both C_n and A_n are continuous functionals of $X_{n,[nt]}$, a simple application of (11) and (12) yields that

$$\begin{aligned} \sqrt{\lambda_n^*} \pi(d_n) (\hat{\beta} - \beta) &= \frac{\frac{\sqrt{\lambda_n^*}}{\lambda_n \pi(d_n)} \sum_{k=1}^n Z_{kn} \bar{u}_k}{\frac{1}{\lambda_n \pi(d_n)^2} \sum_{k=1}^n Z_{kn} \bar{f}_k} \\ &= \left(C_n \int K \right)^{-1} A_n B_n + o_P(1) \\ &\rightarrow_d \sigma_u \mathbf{MN} \left(\mathbf{0}, \left(C \int K \right)^{-2} A V A' \right), \end{aligned} \quad (43)$$

as required. The proof of Theorem 5 is complete. \square

6.6 Proof of Theorem 6

We only prove Theorem 6 under conditions of Theorem 5 since the proof under conditions of Theorem 4 is similar. In addition to $A_{2n}, B_{1n}, B_{2n}, A_n$ and B_n in the proof of Theorem 5, we define

$$V_n = \begin{bmatrix} \int_0^1 H^2(X_{n,[nt]}) dt \int K^2 & \int_0^1 H(X_{n,[nt]}) dt \int Q^* \\ \int_0^1 H(X_{n,[nt]}) dt \int Q^* & \int (K^*)^2 \end{bmatrix}.$$

As in the proof of (40), by letting $D_n = \text{diag}\{\pi(d_n)\sqrt{\lambda_n}, \sqrt{\lambda_n^*}\}$, we have

$$\begin{aligned} \frac{\lambda_n^*}{\lambda_n^2 \pi^2(d_n)} \mathcal{A}_n \mathcal{V}_n \mathcal{A}_n' &= \frac{\lambda_n^*}{\lambda_n^2 \pi(d_n)^2} \mathcal{A}_n D_n D_n^{-1} \mathcal{V}_n D_n^{-1} D_n \mathcal{A}_n' \\ &= \left[\sqrt{\frac{\lambda_n^*}{\lambda_n}}, - \frac{\frac{1}{\lambda_n \pi(d_n)} \sum_{k=1}^n f(x_k) K_{kn}}{\frac{1}{\lambda_n^*} \sum_{k=1}^n K_{kn}^*} \right] \\ &\quad \times \begin{bmatrix} \frac{1}{\lambda_n \pi^2(d_n)} \sum_{k=1}^n K_{kn}^2 f^2(x_k) & \frac{1}{\pi(d_n) \sqrt{\lambda_n \lambda_n^*}} \sum_{k=1}^n K_{kn}^* K_{kn} f(x_k) \\ \frac{1}{\pi(d_n) \sqrt{\lambda_n \lambda_n^*}} \sum_{k=1}^n K_{kn}^* K_{kn} f(x_k) & \frac{1}{\lambda_n^*} \sum_{k=1}^n (K_{kn}^*)^2 \end{bmatrix} \end{aligned}$$

$$\begin{aligned}
& \times \left[\sqrt{\frac{\lambda_n^*}{\lambda_n}}, -\frac{\frac{1}{\lambda_n \pi(d_n)} \sum_{k=1}^n f(x_k) K_{kn}}{\frac{1}{\lambda_n^*} \sum_{k=1}^n K_{kn}^*} \right] \\
& = A_n V_n A_n' + o_P(1).
\end{aligned} \tag{44}$$

Since $\tilde{\sigma}^2 = \sigma_u^2 + o_P(1)$ under given assumptions, by using the similar arguments as in the proofs of (42) and (43), it follows from (44) that

$$\hat{T} = \frac{\frac{\sqrt{\lambda_n^*}}{\lambda_n \pi(d_n)} \sum_{k=1}^n Z_{kn} \bar{u}_k}{\sqrt{\tilde{\sigma}^2 \frac{\lambda_n^*}{\lambda_n^2 \pi^2(d_n)} \mathcal{A}_n \mathcal{V}_n \mathcal{A}_n'}} = (\sigma_u^2 A_n V_n A_n')^{-1/2} A_n B_n + o_P(1) \rightarrow_d N(0, 1),$$

as required. \square

6.7 Proof of Lemma 1

We only prove (25), as the proof of (24) is similar except more simpler. We start with the proof of (25) by assuming that there exists an $A > 0$ such that $K(x) = 0$ if $|x| \geq A$ and $K(x)$ is Lipschitz continuous on \mathbb{R} . This restriction will be removed later.

Without loss of generality, suppose $A = 1$. Set $\delta_{1n,j} = [n(\tau_j - 1/c_n)] \vee 1$, $\delta_{2n,j} = [n(\tau_j + 1/c_n)] \vee 1$ and $\delta_{n,j} = [n\tau_j]$. Recall $\tau_j = j/(l_n + 1)$. Since

$$|c_n(k/n - \tau_j)| < 1 \quad \text{only if} \quad \delta_{1n,j} \leq k \leq \delta_{2n,j}, \quad j = 1, \dots, l_n, \tag{45}$$

by letting $R_{1n,j} = \frac{c_n}{n} \sum_{k=\delta_{1n,j}}^{\delta_{2n,j}} v_k K[c_n(k/n - \tau_j)]$ and

$$R_{2n,j} = \frac{c_n}{n} \sum_{k=\delta_{1n,j}}^{\delta_{2n,j}} [G(X_{nk}) - G(X_{n,\delta_{n,j}})] v_k K[c_n(k/n - \tau_j)],$$

we have

$$\begin{aligned}
S_{n,l_n} &= \frac{1}{l_n} \sum_{j=1}^{l_n} \frac{c_n}{n} \sum_{k=1}^n G(X_{nk}) v_k K[c_n(k/n - \tau_j)] \\
&= \frac{1}{l_n} \sum_{j=1}^{l_n} G(X_{n,\delta_{n,j}}) \frac{c_n}{n} \sum_{k=\delta_{1n,j}}^{\delta_{2n,j}} v_k K[c_n(k/n - \tau_j)] \\
&\quad + \frac{1}{l_n} \sum_{j=1}^{l_n} \frac{c_n}{n} \sum_{k=\delta_{1n,j}}^{\delta_{2n,j}} [G(X_{nk}) - G(X_{n,\delta_{n,j}})] v_k K[c_n(k/n - \tau_j)] \\
&= \frac{1}{l_n} \sum_{j=1}^{l_n} G(X_{n,\delta_{n,j}}) R_{1n,j} + \frac{1}{l_n} \sum_{j=1}^{l_n} R_{2n,j}
\end{aligned}$$

$$\begin{aligned}
&= \frac{1}{l_n} \sum_{j=1}^{l_n} G(X_{n,\delta_{n,j}}) A_0 \int K + \frac{1}{l_n} \sum_{j=1}^{l_n} G(X_{n,\delta_{n,j}}) [R_{1n,j} - A_0 \int K] + \frac{1}{l_n} \sum_{j=1}^{l_n} R_{2n,j} \\
&:= \frac{1}{l_n} \sum_{j=1}^{l_n} G(X_{n,\delta_{n,j}}) A_0 \int K + R_{1n} + R_{2n}.
\end{aligned}$$

Since $\frac{1}{l_n} \sum_{j=1}^{l_n} G(X_{n,\delta_{n,j}}) = \int_0^1 G(X_{n,[nt]}) dt + o_P(1) \rightarrow_d \int_0^1 G(X_t) dt$, it suffices to show that

$$R_{jn} = o_P(1), \quad j = 1, 2. \quad (46)$$

To prove (46), we start with some preliminaries. Recalling $X_{n,[nt]} \Rightarrow X_t$ on $D_{\mathbb{R}^p}[0, 1]$ and the limit process $X(t)$ is path continuous, we have $X_{n,[nt]} \Rightarrow X_t$ on $D_{\mathbb{R}^p}[0, 1]$ in the sense of uniform topology. See, for instance, Section 18 of Billingsley (1968). This fact implies that

$$\limsup_{N \rightarrow \infty} \limsup_{n \rightarrow \infty} P\left(\max_{1 \leq k \leq n} \|X_{nk}\| \geq N\right) = 0, \quad (47)$$

and by the tightness of $\{X_{n,[nt]}\}_{0 \leq t \leq 1}$, for any $\varepsilon > 0$ and $\delta > 0$, there is some $\tilde{\delta} = \tilde{\delta}(\varepsilon, \delta) > 0$ such that

$$P\left(\sup_{|s-t| \leq \tilde{\delta}} \|X_{n,[nt]} - X_{n,[ns]}\| \geq \delta\right) \leq \varepsilon \quad (48)$$

holds for all sufficiently large n . In terms of (48), for any $\delta > 0$, we have

$$\lim_{n \rightarrow \infty} P\left(\max_{1 \leq j \leq l_n} \max_{\delta_{1n,j} \leq l \leq k \leq \delta_{2n,j}} \|X_{nk} - X_{nl}\| \geq \delta\right) = 0. \quad (49)$$

We are now ready to prove (46), starting with $j = 1$.

For any $N > 0$, we let $G_N(x) = G(x)\xi_N(x)$ with

$$\xi_N(x) = \begin{cases} 1, & \|x\| \leq N, \\ 2 - \|x\|/N, & N < \|x\| < 2N, \\ 0, & \|x\| \geq 2N, \end{cases}$$

and

$$\tilde{R}_{1n} = \frac{1}{l_n} \sum_{j=1}^{l_n} G_N(X_{n,\delta_{n,j}}) [R_{1n,j} - A_0 \int K].$$

Note that, as $n \rightarrow \infty$ first and then $N \rightarrow \infty$,

$$P(R_{1n} \neq \tilde{R}_{1n}) \leq P\left(\max_{1 \leq k \leq n} \|X_{nk}\| \geq N\right) \rightarrow 0, \quad (50)$$

and

$$|\tilde{R}_{1n}| \leq \frac{C_N}{l_n} \sum_{j=1}^{l_n} |R_{1n,j} - A_0 \int K|, \quad (51)$$

where $C_N := \sup_x |G_N(x)| < \infty$ is a constant depending only on N , due to the continuity of $G(x)$.

Result (46) with $j = 1$ will follow if we prove

$$\max_{1 \leq j \leq l_n} E|R_{1n,j} - A_0 \int K| \rightarrow 0, \quad (52)$$

as $n \rightarrow \infty$. Indeed, by virtue of (51) and (52), we have $E|\tilde{R}_{1n}| \rightarrow 0$ and then $\tilde{R}_{1n} = o_P(1)$ for each $N \geq 1$. This, together with (50), yields $R_{1n} = o_P(1)$.

Since, as $n \rightarrow \infty$,

$$\max_{1 \leq j \leq l_n} \left| \frac{c_n}{n} \sum_{k=\delta_{1n,j}}^{\delta_{2n,j}} K[c_n(k/n - \tau_j)] - \int K \right| \rightarrow 0, \quad (53)$$

to prove (52), it suffices to show that $\max_{1 \leq j \leq l_n} E|A_n(\tau_j)| \rightarrow 0$, where

$$A_n(\tau_j) = \frac{c_n}{n} \sum_{k=\delta_{1n,j}}^{\delta_{2n,j}} (v_k - A_0) K[c_n(k/n - \tau_j)].$$

Let $\gamma = \gamma_n$ be integers such that $\gamma \rightarrow \infty$ and $\gamma c_n/n \rightarrow 0$, $T_{1n,j} = [\delta_{1n,j}/\gamma]$ and $T_{2n,j} = [\delta_{2n,j}/\gamma]$.

Noting (45), we may write

$$\begin{aligned} A_n(\tau_j) &= \frac{c_n}{n} \sum_{k=\delta_{1n,j}}^{\delta_{2n,j}} (v_k - A_0) K[c_n(k/n - \tau_j)] \\ &= \frac{c_n}{n} \sum_{s=T_{1n,j}}^{T_{2n,j}} \sum_{k=s\gamma}^{(s+1)\gamma} (v_k - A_0) K[c_n(k/n - \tau_j)] \\ &\leq \frac{\gamma c_n}{n} \sum_{s=T_{1n,j}}^{T_{2n,j}} K[c_n(s\gamma/n - \tau_j)] \frac{1}{\gamma} \left| \sum_{k=s\gamma}^{(s+1)\gamma} (v_k - A_0) \right| \\ &\quad + \frac{c_n}{n} \sum_{s=T_{1n,j}}^{T_{2n,j}} \sum_{k=s\gamma}^{(s+1)\gamma} |v_k - A_0| \left| K[c_n(k/n - \tau_j)] - K[c_n(s\gamma/n - \tau_j)] \right| \\ &:= A_{1n}(\tau_j) + A_{2n}(\tau_j). \end{aligned}$$

Recall $\sup_{k \geq 1} E|v_k| < \infty$ by condition (b), it is readily from the the Lipschitz condition on $K(x)$ that

$$EA_{2n}(\tau_j) \leq C \frac{\gamma c_n}{n} \frac{c_n}{n} \sum_{k=\delta_{1n,j}}^{\delta_{2n,j}} E|v_k - A_0| \leq C \frac{\gamma c_n}{n} \rightarrow 0,$$

uniformly in $1 \leq j \leq l_n$. Similarly, by using condition (b), we have

$$\max_{1 \leq j \leq l_n} EA_{1n}(\tau_j) \leq \max_{\gamma \leq s \leq n-\gamma} E \left| \frac{1}{\gamma} \sum_{k=s}^{s+\gamma} v_k - A_0 \right| \max_{1 \leq j \leq l_n} A_{4n}(\tau_j) \rightarrow 0,$$

where

$$A_{4n}(\tau_j) = \frac{\gamma c_n}{n} \sum_{s=T_{1n,j}}^{T_{2n,j}} K[c_n(s\gamma/n - \tau_j)],$$

and we have used the fact that $\max_{1 \leq j \leq l_n} |A_{4n}(\tau_j) - \int K| \rightarrow 0$. Combining all these facts, we prove (52), and complete the proof of $R_{1n} = o_P(1)$.

We next show $R_{2n} = o_P(1)$. Let $\tilde{R}_{2n} = \frac{1}{l_n} \sum_{j=1}^{l_n} \tilde{R}_{2n,j}$, where

$$\tilde{R}_{2n,j} = \frac{c_n}{n} \sum_{k=\delta_{1n,j}}^{\delta_{2n,j}} [G_N(X_{nk}) - G_N(X_{n,\delta_{n,j}})] v_k K[c_n(k/n - \tau_j)].$$

In terms of (47), we have

$$P(R_{2n} \neq \tilde{R}_{2n}) \leq P\left(\max_{1 \leq k \leq n} \|X_{nk}\| \geq N\right) \rightarrow 0,$$

as $n \rightarrow \infty$ first and then $N \rightarrow \infty$. Result $R_{2n} = o_P(1)$ will follow if we prove $\tilde{R}_{2n} = o_P(1)$, for each fixed $N \geq 1$.

Recall that $G_N(x)$ is continuous with compact support. For any $\epsilon > 0$, there exists a $\delta_\epsilon > 0$ so that $|G_N(x) - G_N(y)| \leq \epsilon$ whenever $\|x - y\| \leq \delta_\epsilon$. Write

$$\Omega_{\delta_\epsilon} = \{\omega : \max_{1 \leq j \leq l_n} \max_{\delta_{1n,j} \leq l \leq k \leq \delta_{2n,j}} \|X_{nk} - X_{nl}\| \leq \delta_\epsilon\}.$$

By virtue of the facts above and (53), it is readily seen that

$$\max_{1 \leq j \leq l_n} E[\tilde{R}_{2n,j} | I(\Omega_{\delta_\epsilon})]$$

$$\begin{aligned}
&\leq E \left\{ \max_{1 \leq j \leq l_n} \max_{\delta_{1n,j} \leq l \leq k \leq \delta_{2n,j}} |G_N(X_{nk}) - G_N(X_{nl})| \frac{c_n}{n} \sum_{k=\delta_{1n,j}+1}^{\delta_{2n,j}} |v_k| K[c_n(k/n - \tau_j)] \right\} \\
&\leq \epsilon \sup_{k \geq 1} E |v_k| \frac{c_n}{n} \sum_{k=\delta_{1n,j}+1}^{\delta_{2n,j}} K[c_n(k/n - \tau_j)] \leq C_N \epsilon,
\end{aligned}$$

where C_N is a constant depending only on N . Now, for any $\eta_1 > 0$ and $\eta_2 > 0$, let $\epsilon = \eta_1 \eta_2$ and n_0 be large enough so that, for all $n \geq n_0$ [recall (49)],

$$P\left(\max_{1 \leq j \leq l_n} \max_{\delta_{1n,j} \leq l \leq k \leq \delta_{2n,j}} \|X_{nk} - X_{nl}\| \geq \delta_\epsilon \right) \leq \eta_2.$$

It is readily seen that, for all $n \geq n_0$,

$$P(|\tilde{R}_{2n}| \geq \eta_1) \leq P(\bar{\Omega}_{\delta_\epsilon}) + \eta_1^{-1} \frac{1}{l_n} \sum_{j=1}^{l_n} E[|\tilde{R}_{2n,j}| I(\Omega_{\delta_\epsilon})] \leq C_N \eta_2$$

where $\bar{\Omega}_{\delta_\epsilon}$ denotes the complementary set of Ω_{δ_ϵ} and C_N is a constant depending only on N . This yields $\tilde{R}_{2n} = o_P(1)$, for each fixed $N \geq 1$, and completes the proof of $R_{2n} = o_P(1)$.

We finally remove the restriction on K and then conclude the proof of Lemma 1. If K has compact support, then there exists $A_1 > 0$ such that $K(x) = 0$ holds for all $|x| \geq A_1$. If K is eventually monotonic, then for any $\epsilon > 0$, we can also choose a constant $A_1 := A_1(\epsilon) > 0$ such that $K(x)$ is monotonic on $(-\infty, -A_1)$ and (A_1, ∞) and $\int_{|x| > A_1} K(x) dx < \epsilon$ (in order to simplify the notations, here we use the same notation A_1 to denote the constant).

Since $K \geq 0$ with $\int K < \infty$, for any $\epsilon > 0$, there exists an $A := A_\epsilon \geq A_1 + 1$ such that

$$\int |K - K_{\epsilon,A}| \leq \epsilon,$$

where $K_{\epsilon,A}(x) = 0$ if $|x| \geq A$ and $K_{\epsilon,A}(x)$ is Lipschitz continuous on \mathbb{R} . Let $\tilde{K}(x) = K(x) - K_{\epsilon,A}(x)$ and

$$S_{n,\epsilon} = \frac{1}{l_n} \sum_{j=1}^{l_n} \frac{c_n}{n} \sum_{k=1}^n G(X_{nk}) v_k \tilde{K}[c_n(k/n - \tau_j)].$$

It suffices to show that, as $n \rightarrow \infty$ first and then $\epsilon \rightarrow 0$,

$$S_{n,\epsilon} = o_P(1). \tag{54}$$

The proof of (54) is similar to that of (46). Indeed, by letting

$$S_{n,\epsilon,N} = \frac{1}{l_n} \sum_{j=1}^{l_n} \frac{c_n}{n} \sum_{k=1}^n G_N(X_{nk}) v_k \tilde{K}[c_n(k/n - \tau_j)],$$

we have

$$P[S_{n,\epsilon} \neq S_{n,\epsilon,N}] \leq P\left(\max_{1 \leq k \leq n} \|X_{nk}\| \geq N\right) \rightarrow 0,$$

as $n \rightarrow \infty$ first and then $N \rightarrow \infty$. Hence it suffices to show that, for each fixed $N \geq 1$, $S_{n,\epsilon,N} = o_P(1)$ as $n \rightarrow \infty$ first and then $\epsilon \rightarrow 0$. Note that

$$\sup_{1 \leq j \leq l_n} \left| \frac{c_n}{n} \sum_{k=1}^n |\tilde{K}[c_n(k/n - \tau_j)]| I(c_n|k/n - \tau_j| \leq A) - \int_{-A}^A |\tilde{K}(x)| dx \right| \rightarrow 0,$$

and, if $K(x)$ is monotonic on $(-\infty, -A)$ and (A, ∞) then for sufficiently large n , uniformly for $1 \leq j \leq l_n$,

$$\begin{aligned} & \frac{c_n}{n} \sum_{k=1}^n |\tilde{K}[c_n(k/n - \tau_j)]| I(c_n|k/n - \tau_j| > A) \\ &= \frac{c_n}{n} \sum_{k=1}^n K[c_n(k/n - \tau_j)] I(c_n|k/n - \tau_j| > A) \\ &\leq \int_{|x| > A - c_n/n} K(x) dx \leq \int_{|x| > A_1} K(x) dx < \epsilon. \end{aligned}$$

Hence, in terms of the uniformed boundedness of $G_N(x)$, we have

$$ES_{n,\epsilon,N} \leq C_N \sup_k E|v_k| \frac{1}{l_n} \sum_{j=1}^{l_n} \frac{c_n}{n} \sum_{k=1}^n |\tilde{K}[c_n(k/n - \tau_j)]| \rightarrow 0,$$

as $n \rightarrow \infty$ first and then $\epsilon \rightarrow 0$. Hence $S_{n,\epsilon,N} = o_P(1)$ as $n \rightarrow \infty$ first and then $\epsilon \rightarrow 0$. The proof of (54) is completed. \square

6.8 Proof of Lemma 2

We first prove (27). Using similar arguments as in the proof of (46) or (54), it suffices to show that, as $n \rightarrow \infty$,

$$I_n := \frac{c_n}{n} \sum_{k=1}^n \frac{1}{l_n} \sum_{1 \leq i < j \leq l_n} K[c_n(k/n - \tau_i)] K[c_n(k/n - \tau_j)] \rightarrow 0.$$

Take $\eta_{n,i,j} = \frac{1}{2}n(\tau_i + \tau_j)$. Note that $c_n(k/n - \tau_i) \geq c_n(j - i)/(2l_n)$ if $k \geq \eta_{n,i,j}$ and $|c_n(k/n - \tau_j)| \geq c_n(j - i)/(2l_n)$ if $k \leq \eta_{n,i,j}$. It follows from $K(x) \leq C/(1 + |x|)$ that

$$\begin{aligned} I_n &= \frac{1}{l_n} \sum_{1 \leq i < j \leq l_n} \frac{c_n}{n} \sum_{k=1}^n K[c_n(k/n - \tau_i)] K[c_n(k/n - \tau_j)] \\ &\leq \frac{C}{l_n} \sum_{1 \leq i < j \leq l_n} \frac{l_n}{c_n(j - i)} \frac{c_n}{n} \sum_{k=1}^n (K[c_n(k/n - \tau_i)] + K[c_n(k/n - \tau_j)]) \\ &\leq \frac{C}{c_n} \sum_{1 \leq i < j \leq l_n} \frac{1}{j - i} \leq C l_n \log l_n / c_n \rightarrow 0, \end{aligned}$$

as required.

The proof of (26) is similar to that of (27) and hence the details are omitted. Result (28) follows easily from (26) and (27). As for (29), it follows from the similar arguments as in the proof of (46) and the fact: as $n \rightarrow \infty$,

$$\begin{aligned} &\left(\frac{c_n}{n}\right)^2 \sum_{k=1}^n \left(\frac{1}{\sqrt{l_n}} \sum_{j=1}^{l_n} K[c_n(k/n - \tau_j)]\right)^4 \\ &\leq 2 \left(\frac{c_n}{n}\right)^2 \sum_{k=1}^n \left(\frac{1}{\sqrt{l_n}} \sum_{j=1}^{l_n} K^2[c_n(k/n - \tau_j)]\right)^2 \\ &\quad + 8 \left(\frac{c_n}{n}\right)^2 \sum_{k=1}^n \left(\frac{1}{l_n} \sum_{1 \leq i < j \leq l_n} K[c_n(k/n - \tau_i)] K[c_n(k/n - \tau_j)]\right)^2 \\ &\leq 2C^2 \left(\frac{c_n}{n}\right)^2 \sum_{k=1}^n \left(\frac{1}{\sqrt{l_n}} \sum_{j=1}^{l_n} K[c_n(k/n - \tau_j)]\right)^2 + 8I_n^2 \rightarrow 0, \end{aligned}$$

due to (27) and (28). \square

6.9 Proof of (32)

Using similar arguments as in the proof of (46) or (54), it suffices to show that

$$\tilde{I}_n := \frac{c_n}{n\sqrt{l_n}} \sum_{k=1}^n \sum_{j=1}^{l_n} K[c_n(k/n - \tau_j)] K^*[c_n(k/n - \tau^*)] \rightarrow 0.$$

We first assume that $l_n \rightarrow \infty$. For any $n \in \mathbb{N}$, there exists $i_n \in \mathbb{N}$ so that $i_n - 1 < \tau^* \leq i_n$. Therefore, for any $j \neq i_n + 1, i_n, i_n - 1$, we have $|\tau_j - \tau^*| \geq c_n(|j - i_n| - 1)/(2l_n)$. This implies that $|k/n - \tau_j| \geq c_n(|j - i_n| - 1)/(4l_n)$ or $|k/n - \tau^*| \geq c_n(|j - i_n| - 1)/(4l_n)$. Recall that $K(x) \leq C/(1 + |x|)$ and $K^*(x) \leq C/(1 + |x|)$, we have

$$K[c_n(k/n - \tau_j)] K^*[c_n(k/n - \tau^*)]$$

$$\leq \frac{Cl_n}{c_n(|j - i_n| - 1)} \left(K [c_n (k/n - \tau_j)] + K^* [c_n (k/n - \tau^*)] \right).$$

Therefore, by noting that $l_n = o(c_n)$ and $l_n \rightarrow \infty$,

$$\begin{aligned} \tilde{I}_n &\leq \frac{C\sqrt{l_n}}{c_n} \sum_{|j-i_n| \geq 2} \frac{1}{|j-i_n|-1} \frac{c_n}{n} \sum_{k=1}^n \left(K [c_n (k/n - \tau_j)] + K^* [c_n (k/n - \tau^*)] \right) \\ &\quad + C \frac{c_n}{n\sqrt{l_n}} \sum_{k=1}^n K^* [c_n (k/n - \tau^*)] \\ &\leq C \frac{\sqrt{l_n} \log l_n}{c_n} + C/\sqrt{l_n} \rightarrow 0. \end{aligned}$$

Next, we assume that $l_n = l$ and $\tau^*, \tau_j, j = 1, \dots, l$ are fixed constants. If $\tau^* \neq \tau_j$, then

$$\begin{aligned} &\frac{c_n}{n} \sum_{k=1}^n K [c_n (k/n - \tau_j)] K^* [c_n (k/n - \tau^*)] \\ &\leq \frac{2}{c_n |\tau_j - \tau^*|} \frac{c_n}{n} \sum_{k=1}^n \left(K [c_n (k/n - \tau_j)] + K^* [c_n (k/n - \tau^*)] \right) \\ &\leq \frac{C}{c_n |\tau_j - \tau^*|} \rightarrow 0. \end{aligned}$$

This implies $\tilde{I}_n \rightarrow 0$ for $\tau^* \notin \{\tau_j, j = 1, \dots, l\}$. \square

References

- [1] Bandi, F.M. and Perron, B. (2008) Long-run risk-return trade-offs. *Journal of Econometrics*, **143**, 349–374.
- [2] Billingsley P. (1968). *Convergence of probability measures*. Wiley, New York.
- [3] Bollerslev, T., Osterrieder, D., Sizova, N. and Tauchen, G. (2013). Risk and return: long-run relations, fractional cointegration, and return predictability. *Journal of Financial Economics*, **108**, 409–424.
- [4] Breitung, J. and Demetrescu, M. (2015). Instrumental variable and variable addition based inference in predictive regressions. *Journal of Econometrics*, **187**(1), 358–375.
- [5] Buchmann, B. and Chan, N.H. (2007). Asymptotic theory of least squares estimators for nearly unstable processes under strong dependence. *Annals of Statistics*, **35**(5), 2001–2017.
- [6] Campbell, J.Y. and Yogo, M. (2006). Efficient tests of stock return predictability. *Journal of Financial Economics*, **81**, 27–60.

- [7] Chan, N. and Wang, Q. (2015). Nonlinear regressions with nonstationary time series. *Journal of Econometrics*, **185**, 182-195.
- [8] Christopeit, N. (2009). Weak convergence to nonlinear transformations of integrated processes: the multivariate case. *Econometric Theory*, **25**, 1180-1207.
- [9] Demetrescu, M., Georgiev, I., Rodrigues, P. and Taylor, R. (2020). Testing for episodic predictability in stock returns. *Journal of Econometrics*, in press.
- [10] Duffy J.A. and Kasparis, I. (2018). Regressions with fractional $d = 1/2$ and weakly nonstationary processes. *Mimeo*, arXiv:1812.07944
- [11] Giraitis, L. and Phillips, P.C.B. (2006). Uniform limit theory for stationary autoregression. *Journal of Time Series Analysis*, **27**(1), 51-60.
- [12] Hall, P. and Heyde, C.C. (1980). *Martingale limit theory and its application*. Academic Press, New York.
- [13] Hjalmarsson, E. (2011). New methods for inference in long-horizon regressions. *Journal of Financial and Quantitative Analysis*, **46**, 815-839
- [14] Hosseinkouchack, M. and Demetrescu, M. (2019) Finite-sample size control of IVX-based tests in predictive regressions. *Mimeo*.
- [15] Hu, Z., Phillips, P.C.B. and Wang, Q. (2019). Nonlinear cointegrating power regression with endogeneity. *Preprint*. Cowles Foundation Discussion Papers No. 2211.
- [16] Hualde, J. and Robinson, P.M. (2010). Semiparametric inference in multivariate fractionally cointegrated systems. *Journal of Econometrics*, **157**(2), 492-511.
- [17] Johansen, S. (1995). *Likelihood-based inference in cointegrated vector auto-regressive models*. Oxford University Press, New York.
- [18] Kallenberg, O. (2002). *Foundations of Modern Probability, Second Edition*. Springer-Verlag, Berlin.
- [19] Kasparis, I.(2010). The Bierens test for certain nonstationary models', *Journal of Econometrics*, **158**, 221-230.
- [20] Kasparis, I., Andreou, E., and Phillips, P.C.B. (2015). Nonparametric predictive regression. *Journal of Econometrics*, **185**(2), 468-494.

- [21] Kostakis, A., Magdalinos, T. and Stamatogiannis, M.P. (2015). Robust econometric inference for stock return predictability. *Review of Financial Studies*, **28**(5), 1506-1553.
- [22] Magdalinos, T. and Phillips, P.C.B. (2009). Econometric inference in the vicinity of unity. *Mimeo*, Singapore Management University.
- [23] Marmer, V. (2007). Nonlinearity, nonstationarity and spurious forecasts. *Journal of Econometrics*, **142**, 1-27.
- [24] Mikusheva, A. (2007). Uniform inference in autoregressive models. *Econometrica*, **75**(5), 1411-1452.
- [25] Park, J.Y. (2003). Nonstationary nonlinear heteroskedasticity. *Journal of Econometrics*, **110**, 383-415.
- [26] Park, J.Y. and Phillips P.C.B. (1999). Asymptotics for nonlinear transformations of integrated time series. *Econometric Theory*, **15**(3), 269-298.
- [27] Park, J.Y. and Phillips P.C.B. (2001). Nonlinear regressions with integrated time series, *Econometrica*, **69**(1), 117-161.
- [28] Phillips, P.C.B. (1991). Optimal inference in cointegrated systems. *Econometrica*, **59**(2), 283-306.
- [29] Phillips, P.C.B. (1995). Fully modified least squares and vector autoregression. *Econometrica*, **63**(5) 1023-1078.
- [30] Phillips, P.C.B. (2014). On confidence intervals for autoregressive roots and predictive regressions. *Econometrica*, **82**(3), 1177-1195.
- [31] Phillips, P.C.B. (2015). Pitfalls and possibilities in predictive regression. *Journal of Financial Econometrics*, **13**(3), 521-555.
- [32] Phillips, P.C.B. and Hansen, B. (1990). Statistical inference in instrumental variables regression with I(1) processes. *Review of Economic Studies*, **57**(1), 99-125
- [33] Philips P.C.B., Li, D. and Gao, J. (2017) Estimating smooth structural change in cointegration models. *Journal of Econometrics*, **196**, 180-195.
- [34] Phillips, P.C.B. and Magdalinos, T. (2007). Limit theory for moderate deviations from a unit root. *Journal of Econometrics*, **136**(1), 115-130.

- [35] Robinson, P.M. (1995). Gaussian semiparametric estimation of long range dependence. *Annals of Statistics*, **23**(5), 1630-1661.
- [36] Robinson, P.M. and Hualde, J. (2003). Cointegration in fractional systems with unknown integration orders. *Econometrica*, **71**(6), 1727-1766.
- [37] Shimotsu, K. and Phillips, P.C.B. (2005). Exact local Whittle estimation of fractional integration. *Annals of Statistics*, **33**(4), 1890-1933.
- [38] Wang, Q. (2014). Martingale limit theorem revisited and nonlinear cointegrating regression. *Econometric Theory*, **30**(3), 509-535.
- [39] Wang, Q. (2015). *Limit Theorems for Nonlinear Cointegrating Regression*, World Scientific, Singapore.
- [40] Wang, Q. and Phillips P.C.B. (2009a). Asymptotic theory for local time density estimation and nonparametric cointegrating regression. *Econometric Theory*, **25**(3), 710-738.
- [41] Wang, Q. and Phillips P.C.B. (2009b). Structural nonparametric cointegrating regression. *Econometrica*, **77**(6), 1901-1948.
- [42] Wang, Q. and Phillips P.C.B. (2011). Asymptotic theory for zero energy functionals with nonparametric regression applications. *Econometric Theory*, **27**(2), 235-259.
- [43] Wang, Q. and Phillips P.C.B. (2012). A specification test for nonlinear nonstationary models. *Annals of Statistics*, **40**(2), 727-758.
- [44] Welch, I. and Goyal, A. (2008). A comprehensive look at the empirical performance of equity premium prediction. *Review of Financial Studies*, **21**, 1455-508.
- [45] Yang, B., Long, W., Peng, L. and Cai, Z. (2019). Testing the predictability of U.S. housing price index returns based on an IVX-AR model, *Journal of the American Statistical Association*, in press.