

Sig-SDEs model for quantitative finance.

Imanol Perez Arribas
imanol.perez@maths.ox.ac.uk
University of Oxford
Alan Turing Institute
United Kingdom

Cristopher Salvi
cristopher.salvi@maths.ox.ac.uk
University of Oxford
Alan Turing Institute
United Kingdom

Lukasz Szpruch
lszpruch@ed.ac.uk
University of Edinburgh
Alan Turing Institute
United Kingdom

ABSTRACT

Mathematical models, calibrated to data, have become ubiquitous to make key decision processes in modern quantitative finance. In this work, we propose a novel framework for data-driven model selection by integrating a classical quantitative setup with a generative modelling approach. Leveraging the properties of the signature, a well-known path-transform from stochastic analysis that recently emerged as leading machine learning technology for learning time-series data, we develop the Sig-SDE model. Sig-SDE provides a new perspective on neural SDEs and can be calibrated to exotic financial products that depend, in a non-linear way, on the whole trajectory of asset prices. Furthermore, our approach enables to consistently calibrate under the pricing measure \mathbb{Q} and real-world measure \mathbb{P} . Finally, we demonstrate the ability of Sig-SDE to simulate future possible market scenarios needed for computing risk profiles or hedging strategies. Importantly, this new model is underpinned by rigorous mathematical analysis, that under appropriate conditions provides theoretical guarantees for convergence of the presented algorithms.

CCS CONCEPTS

• **Mathematics of computing** → **Probability and statistics**; • **Applied computing**; • **Computing methodologies** → **Machine learning**;

KEYWORDS

market simulation, pricing, signatures, rough path theory

ACM Reference Format:

Imanol Perez Arribas, Cristopher Salvi, and Lukasz Szpruch. 2018. Sig-SDEs model for quantitative finance. . In *2020 ACM International Conference on AI in Finance, October 15–16, 2020, NY*. ACM, New York, NY, USA, 8 pages. <https://doi.org/10.1145/1122445.1122456>

1 INTRODUCTION

The question of finding a parsimonious model that well represents empirical data has been of paramount importance in quantitative finance. The modelling choice is dictated by the desire to fit and explain the available data, but is also subject to computational

Permission to make digital or hard copies of all or part of this work for personal or classroom use is granted without fee provided that copies are not made or distributed for profit or commercial advantage and that copies bear this notice and the full citation on the first page. Copyrights for components of this work owned by others than ACM must be honored. Abstracting with credit is permitted. To copy otherwise, or republish, to post on servers or to redistribute to lists, requires prior specific permission and/or a fee. Request permissions from permissions@acm.org.

ICAIF-2020, October 15–16, 2020, NY

© 2018 Association for Computing Machinery.
ACM ISBN 978-1-4503-XXXX-X/18/06...\$15.00
<https://doi.org/10.1145/1122445.1122456>

considerations. Inevitably, all models can only provide an approximation to reality, and the risk of using inadequate ones is hard to detect. A classical approach consists in fixing a class of parametric models, with a number of parameters that is significantly smaller than the number of available data points. Next, in the process called calibration, the goal is to solve a data-dependent optimization problem yielding an optimal choice of model parameters. The main challenge, of course, is to decide what class of models one should choose from. The theory of statistical learning [28] tell us that to simple models cannot fit the data, and to complex one are not expected to generalise to unseen observations. In modern machine learning approaches, one usually starts by defining a highly overparametrised model from some universality class, exhibiting a number of parameters often exceeding the number of data points, and let (stochastic) gradient algorithms find the best configuration of parameters yielding a calibrated model. In this work, we find a middle ground between the two approaches. We develop a new framework for systematic model selection that exhibits universal approximation properties, and we provide a explicit solution to the optimization used in its calibration, that completely removes the need to deploy expensive gradient descent algorithms. Importantly the class of models that we consider builds upon classical risk models that are well underpinned by research on quantitative finance.

The mathematical object at the core of this work is the expected signature of a path, whose properties are well-understood in the field of stochastic analysis. It allows to identify a linear structure underpinning the high non-linearity of the sequential data we work with. This linear structure leads to a massive speed-up of calibration, pricing, and generation of future scenarios. Our approach provides a new systematic model selection mechanism, that can also be deployed to calibrate classical non-Markovian models in a computationally efficient way. Signatures have been deployed to solve various tasks in mathematical finance, such as options pricing and hedging [22, 23], high frequency optimal execution [4, 14] and others [12, 24]. They have also been applied in several areas of machine learning [6, 16, 19, 21, 29–34].

1.1 Sig-SDE Model

Let $X : [0, T] \rightarrow \mathbb{R}^d$ denote the price process of an arbitrary financial asset under the pricing measure \mathbb{Q} . To ensure the no-arbitrage assumption is not violated, X typically is given by the solution of the following *Stochastic Differential Equation* (SDE)

$$dX_t = \Sigma_t dW_t, \quad X_0 = x, \quad (1)$$

where W is a one-dimensional Brownian motion and Σ_t is an adapted process (the volatility process). Model (1) accommodates many standard risk models used e.g: the classical Black–Scholes

model assumes that volatility is proportional to the spot price, i.e. $\Sigma_t := \sigma X_t$ with $\sigma \in \mathbb{R}$ constant; the local volatility model assumes that $\Sigma_t := \sigma(t, X_t)X_t$, where $\sigma(\cdot, \cdot)$ (called local volatility surface) depends on both time and spot. Hence, it is a generalisation of the Black–Scholes model; various stochastic volatility model assume that $\Sigma_t := \sigma_t X_t$ with σ_t^2 following some diffusion process; the SABR model chooses $\Sigma_t := \sigma_t X_t^\beta$, with $\beta \in [0, 1]$ and where σ_t follows a diffusion process.

A natural question would be whether one can find a model for the volatility process Σ_t that is large enough to include all the classical models such as the ones mentioned above and that would allow for systematic a data driven model selection. We will require such a model to satisfy the following requirements:

- (1) **Universality.** The model should be able to approximate arbitrarily well the dynamics of classical models.
- (2) **Efficient calibration.** Given market prices for a family of options, it should be possible to efficiently calibrate the model so that it correctly prices the family of options.
- (3) **Fast pricing.** Ideally, it should be possible to quickly price (potentially exotic) options under the model without using Monte Carlo techniques.
- (4) **Efficient simulation.** Sampling trajectories from the model should be computationally cheap and efficient.

An example of a model that satisfies point 1. above is a *neural network model*, where the volatility process Σ_t is approximated by a neural network $\mathcal{NN}^\theta(t, (W_s)_{s \in [0, t]})$ with parameters θ . Such a model would be able to approximate a rich class of classical models. However, the calibration and pricing of such models would involve performing multiple Monte Carlo simulations on each epoch, which might be expensive if done naively. See however, [7, 10].

The aim of this paper is to propose a model for asset price dynamics that, we believe, satisfies all four points above. Our technique models the volatility process Σ_t as

$$\Sigma_t = \langle \ell^N, \widehat{W}_{0,t} \rangle \quad (2)$$

where ℓ^N is the model parameters and $\widehat{W}_{0,t}$ is the *signature* (c.f definition 2.6) of the stochastic process $\widehat{W}_t := (t, W_t)$. The motivation for choosing the signature as the main building block of this paper is anchored in a very powerful result for universal approximation of functions based on the celebrated *Stone-Weierstrass Theorem* that we present next in an informal manner (for more technical details see [8, Proposition 3])

THEOREM 1.1. *Consider a compact set K of continuous \mathbb{R}^d -valued paths. Denote by S the function that maps a path X from K to its signature \mathbb{X} . Let $f : K \rightarrow \mathbb{R}$ be any continuous functions. Then, for any $\epsilon > 0$ and any path $X \in K$, there exists a linear function l^∞ acting on the signature such that*

$$\|f(X) - \langle l^\infty, \mathbb{X} \rangle\|_\infty < \epsilon \quad (3)$$

In other words, any continuous function on a compact set of paths can be uniformly well approximated by a linear combination of terms of the signature. This universal approximation property is similar to the one provided by Neural Networks (NN). However, as we will discuss below, NN models depend on a very large collection of parameters that need to be optimized via expensive back-propagation-based techniques, whilst the optimization needed in

our Sig-SDE model consists of a simple linear regression on the terms of the signature. In this way, the signature can be thought of as a feature map for paths that provides a linear basis for the space of continuous functions on paths. In the setting of SDEs, sample paths are Brownian and solutions are images of these sample trajectories by a continuous functions that one wishes to approximate from a set of observations. Our Sig-SDE model will rely upon the universality of the signature to approximate such functions acting on Brownian trajectories. Importantly, the signature of a realisation of a semimartingale provides a unique representation of the sample trajectory [2, 13]. Similarly, the *expected signature* – i.e. the collection of the expectations of the iterated integrals – provides a unique representation of the law of the semimartingale [5].

Note that model calibration is an example of generative modelling [11, 18]. Indeed, recall that if one knew prices of traded liquid derivatives, then one can approximate the pricing measure from market data [3, 22]. We denote this measure by Q^{real} .

We know that when equation (1) admits a strong solution then there exists a measurable map $G : \mathbb{R} \times C([0, T]) \rightarrow C([0, T])$ such that

$$X = G(x, (W_s)_{s \in [0, T]}) \quad (4)$$

as shown in [15, Corollary 3.23]. If G_t denotes the projection of G given by $X_t := G_t(\xi, (W_s)_{s \in [0, t]})$, then one can view (1) as a generative model that maps μ_0 supported on \mathbb{R}^d into $(G_t)_\# \mu_0 = Q_t^\theta$. Note that by construction G is a casual transport map i.e a transport map that is adapted to the filtration \mathcal{F}_t [1]. In practice, one is interested in finding such a transport map from a family of parametrised functions G^θ . One then looks for a θ such that $G^\theta_\# \mu_0$ is a good approximation of Q^{real} with respect to a metric specified by the user. In this paper the family of transport maps G^θ is given by linear functions on signatures (or linear functionals below).

2 NOTATION AND PRELIMINARIES

We begin by introducing some notation and preliminary results that are used in this paper.

2.1 Multi-indices

Definition 2.1. Let $d \in \mathbb{N}$. For any $n \geq 0$, we call an n -dimensional d -multi-index any n -tuple of non-negative integers of the form $K = (k_1, \dots, k_n)$ such that $k_i \in \{1, \dots, d\}$ for all $i \in \{1, \dots, n\}$. We denote its length by $|K| = n$. The empty multi-index is denoted by \emptyset . We denote by \mathcal{I}_d the set of all d -multi-indices, and by $\mathcal{I}_d^n \subset \mathcal{I}_d$ the set of all d -multi-indices of length at most $n \in \mathbb{N}$.

Definition 2.2 (Concatenation of multi-indices). Let $I = (i_1, \dots, i_p)$ and $J = (j_1, \dots, j_q)$ be any two multi-indices in \mathcal{I}_d . Their *concatenation product* \otimes as the multi-index $I \otimes J = (i_1, \dots, i_m, j_1, \dots, j_n) \in \mathcal{I}_d$.

Example 2.3.

- (1) $(1, 3) \otimes (2, 2) = (1, 3, 2, 2)$.
- (2) $(2, 1, 3) \otimes (1) = (2, 1, 3, 1)$.
- (3) $(2, 2) \otimes \emptyset = (2, 2)$.

2.2 Linear functionals

Definition 2.4 (Linear functional). For a given $d \geq 1$, a *linear functional* is a (possibly infinite) sequence of real numbers indexed by

multi-indices in \mathcal{I}_d of the following form

$$F = \{F^{(K)} \in \mathbb{R} : K \in \mathcal{I}_d\}. \quad (5)$$

We note that a multi-index $K \in \mathcal{I}_d$ is always a linear functional. Both concatenation \otimes and \cup can be extended by linearity to operations on linear functionals. We will now define two basic operations on linear functionals that will be used throughout the paper.

Definition 2.5. For any two linear functionals F, G and any real numbers $\alpha, \beta \in \mathbb{R}$ define

$$\alpha F + \beta G = \{\alpha F^{(K)} + \beta G^{(K)} \in \mathbb{R} : K \in \mathcal{I}_d\} \quad (6)$$

and

$$\langle F, G \rangle = \sum_{K \in \mathcal{I}_d} F^{(K)} G^{(K)} \in \mathbb{R} \quad (7)$$

2.3 Signatures

Rough paths theory can be briefly described as a non-linear extension of the classical theory of controlled differential equations which is robust enough to allow a deterministic treatment of stochastic differential equations controlled by much rougher signals than semi-martingales [26].

Definition 2.6 (Signature). Let $X : [0, T] \rightarrow \mathbb{R}^d$ be a continuous semimartingale. The Signature of X over a time interval $[s, t] \subset [0, T]$ is the linear functional $\mathbb{X}_{s,t} := \{\mathbb{X}_{s,t}^{(K)} \in \mathbb{R} : K \in \mathcal{I}_d\}$, such that $\mathbb{X}_{s,t}^{(\emptyset)} = 1$ and so that for any $n \geq 1$ and $K = \widehat{K} \otimes a \in \mathcal{I}_d^n$, with $a \in \{1, \dots, d\}$ and $\widehat{K} \in \mathcal{I}_d^{n-1}$ we have

$$\mathbb{X}_{s,t}^{(K)} = \int_s^t \mathbb{X}_{s,u}^{(\widehat{K})} \circ d\mathbb{X}_u^{(a)} \quad (8)$$

where the integral is to be interpreted in the Stratonovich sense.

Example 2.7. Let $X : [0, T] \rightarrow \mathbb{R}^2$ be a semimartingale.

- (1) $\mathbb{X}_{s,t}^{(1)} = X_t^{(1)} - X_s^{(1)}$.
- (2) $\mathbb{X}_{s,t}^{(1,2)} = \int_s^t X_{s,u}^{(1)} \circ dX_u^{(2)}$.
- (3) $\mathbb{X}_{s,t}^{(2,2)} = \frac{1}{2}(X_s^{(2)} - X_t^{(2)})^2$.

A more detailed overview of signatures is included in Appendix A.

3 SIGNATURE MODEL

In this section we define the *Signature Model* for asset price dynamics that we propose in this paper. The goal is to approximate the volatility process Σ_t (that is a continuous function on the driving Brownian path) by a linear functional on the signature of the Brownian path.

Definition 3.1 (Signature Model). Let W be a one-dimensional Brownian motion. Let $N \in \mathbb{N}$ be the *order* of the Signature Model. The Signature Model of parameter $\ell = \{\ell^{(K)} : K \in \mathcal{I}_2^N\}$ is given by $\Sigma_t := \langle \ell, \widehat{W}_{0,t} \rangle$, where \widehat{W} denotes the signature of $W^{\text{add-time}}$. In other words, the asset price dynamics are given by

$$dX_t = \langle \ell, \widehat{W}_{0,t} \rangle dW_t, \quad X_0 = x \in \mathbb{R}. \quad (9)$$

We note that the Signature Model has two components: the hyperparameter $N \in \mathbb{N}$, and the model parameter ℓ . Intuitively, the hyperparameter N plays a similar role to the width of a layer in a

neural network. The larger this value is, the richer the range of market dynamics the Signature Models can generate. Once the value of N is fixed, the challenge is to find a suitable model parameter ℓ . Again, in analogy with neural networks, ℓ plays the role of the weights of the network.

The Signature Model possesses the *universality property*, in the sense that given a classical model, there exists a Signature Model that can approximate its dynamics to a given accuracy [20].

We show in the upcoming Sections 5-7 that (a) the Signature Model is efficient to simulate, (b) it is efficient to calibrate, and (c) exotic options can be priced fast under the Signature Model.

Remark 1. The Signature Model introduced in Definition 3.1 assumes that the source of noise (i.e. the Brownian motion W) is one-dimensional. This was done for simplicity, but the authors would like to emphasise that the model generalises in a straightforward way to multi-dimensional Brownian motion.

4 NUMERICAL EXPERIMENTS

We now demonstrate the feasibility of our methodology as outlined in Sections 5-7. Throughout this section, we work with the Signature Model

$$dX_t = \langle \ell, \widehat{W}_{0,t} \rangle dW_t, \quad X_0 = 1$$

with $\ell = \{\ell^{(K)} : K \in \mathcal{I}_2^N\}$. We fix $N = 4$. Therefore, the model has $1 + 2 + 2^2 + 2^3 + 2^4 = 31$ parameters that need to be calibrated. We also fix the terminal maturity $T = 1$.

In this section we will show experiments for the calibration of the model, pricing of options under the signature model and simulation. Sections 5-7 will then include the technical details of how calibration, pricing and simulation of signatures model are done.

4.1 Calibration

We assume that the family of options available on the market are a mixture of vanilla and exotic options, given as follows:

- Vanilla call options with strikes $K = 0.5, 0.6, \dots, 1, 1$ and maturities $t = 0.4, 0.45, 0.5, \dots, 0.9, 0.95, 1$:

$$\Phi := \max(X_t - K, 0).$$

- Variance options with strikes $K = 0.01, 0.015, \dots, 0.035, 0.04$ and maturities $t = 0.4, 0.45, 0.5, \dots, 0.9, 0.95, 1$:

$$\Phi := \max(\langle X \rangle_t - K, 0).$$

where $\langle X \rangle$ is the quadratic variation of X .

- Down-and-Out barrier call options with maturity 1, strikes $K = 0.9, 0.92, 0.94, \dots, 1.01, 1.03$ and barrier levels $L = 0.6, 0.62, 0.64, \dots, 0.88, 0.9$:

$$\Phi := \begin{cases} \max(X_t - K, 0) & \text{if } \min_{s \in [0, t]} X_s > L \\ 0 & \text{else.} \end{cases}$$

The option prices are generated from a Black-Scholes model with volatility $\sigma = 0.2$:

$$dX_t = \sigma X_t dW_t.$$

The optimisation (14) was then solved to calibrate the model parameters $\ell = \{\ell^{(K)} : K \in \mathcal{I}_2^N\}$.

Figure 1 shows the absolute error between the real option prices and the option prices of the calibrated model, for the different option types.

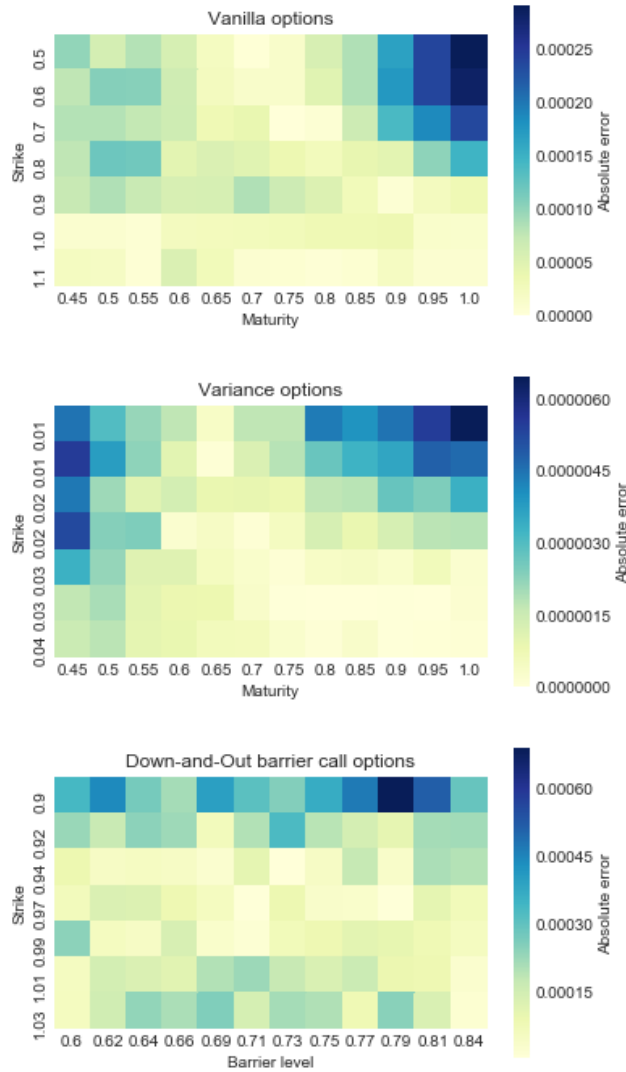


Figure 1: Error analysis between the option prices of the real model and the calibrated Signature Model.

4.2 Simulation

Once the Signature Model has been calibrated to the available option prices, we can use Algorithm 1 to simulate realisations of the calibrated Signature Model. Figure 2 shows 1,000 realisations of the Signature Model.

4.3 Pricing

We will now use the calibrated Signature Model to price a new set of options that was not used in the calibration step. This set of option consists of Down-and-In barrier put options with barriers levels $L = 0.7, 0.71, \dots, 0.81, 0.82$ and strikes $K = 0.9, 0.92, \dots, 1.01, 1.03$:

$$\Phi := \begin{cases} \max(K - X_t, 0) & \text{if } \min_{s \in [0, t]} X_s < L \\ 0 & \text{else.} \end{cases}$$

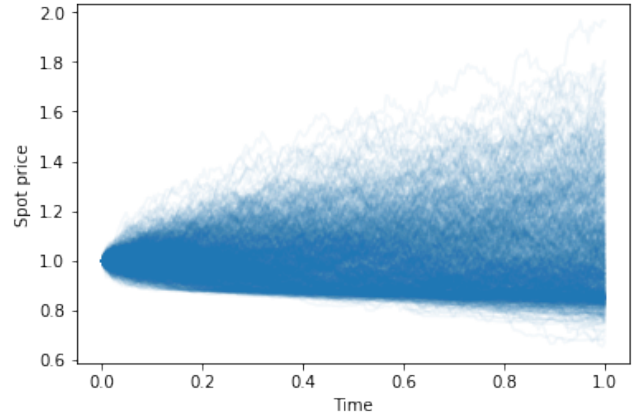


Figure 2: 1,000 realisations of the calibrated Signature Model.

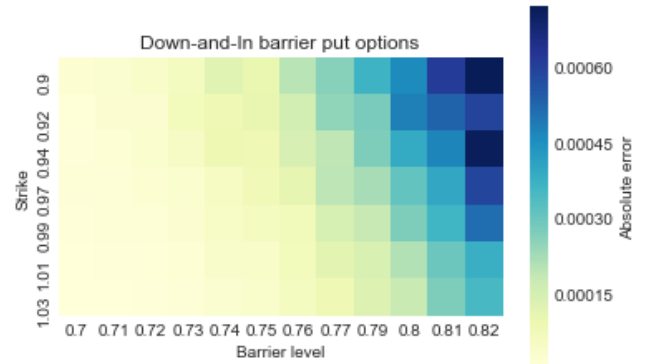


Figure 3: Error analysis between the option prices of the real model and the calibrated Signature Model.

Figure 3 shows the absolute error of the prices under the Signature Model, compared to the real prices.

As we see, the calibrated model is able to generate accurate prices for these new exotic options. The error is highest when the barrier is close to the strike price, as expected.

5 SIMULATION

This section will address the question of simulation efficiency of Signature Models. We begin by stating the following two results. The first result rewrites the differential equation (9) solely in terms of the lead-lag signature of the Brownian motion, $\widehat{W}_{0,t}^{LL}$. Here \widehat{W}^{LL} denotes the lead-lag transformation of \widehat{W} , see Appendix B. We use the lead-lag transformation because it allows us to rewrite Itô integrals as certain Stratonovich integrals, which in turn can be written as linear functions on signatures. The second result guarantees that the computational cost of computing $\widehat{W}_{0,t}^{LL}$ is the same as the cost of computing $\{\widehat{W}_{0,s}^{LL}; 0 \leq s \leq t\}$. These two results lead to Algorithm 1, which provides an efficient algorithm to sample from a Signature Model.

Algorithm 1: Sampling from a Signature Model.**Parameters:** $D = \{t_i\}_{i=1}^n$ with $0 = t_0 < t_1 < \dots < t_{n-1} < t_n = T$: sampling times. $\ell = \{\ell^{(K)} : K \in \mathcal{I}_4^N\}$: Signature Model parameter. $x \in \mathbb{R}$: initial spot price.**Output:** A sample path $\{X_{t_k}\}_{k=0}^n$ from the Signature Model.

- 1 Simulate a one-dimensional Brownian motion at the sampling times $\{W_{t_i}\}_{i=0}^n$.
- 2 Apply the lead-lag transformation (25) to \widehat{W} to obtain \widehat{W}^{LL} .
- 3 $\widehat{W}_{0,0}^{LL} \leftarrow \{F^{(K)} : K \in \mathcal{I}_4^{N+1}\}$ with $F^{(\emptyset)} = 1$ and $F^{(K)} = 0$ for $K \neq \emptyset$.
- 4 $X_0 \leftarrow x$.
- 5 **for** $k = 1, \dots, n$ **do**
- 6 Compute the signature $\widehat{W}_{t_{k-1}, t_k}^{LL} = \{\widehat{W}_{t_{k-1}, t_k}^{LL, (K)} : K \in \mathcal{I}_4^{N+1}\}$.
- 7 Use Chen's identity (Theorem 5.2) to compute the signature $\widehat{W}_{0, t_k}^{LL} \leftarrow \{\widehat{W}_{0, t_k}^{LL, K} : K \in \mathcal{I}_4^{N+1}\}$
- 8 Use proposition 5.1 to get $X_{t_k} \leftarrow \langle x(\emptyset) + \ell \otimes (4), \widehat{W}_{0, t_k}^{LL} \rangle$.
- 9 **end**
- 10 **return** $\{X_{t_k}\}_{k=0}^n$.

PROPOSITION 5.1 ([22, LEMMA 3.11]). *Let X follow a Signature Model with parameter $\ell = \{\ell^{(K)} : K \in \mathcal{I}_2^N\}$. Then, X is given by*

$$X_t = \langle x(\emptyset) + \ell \otimes (4), \widehat{W}_{0,t}^{LL} \rangle \quad (10)$$

where $\ell \otimes (4) = \{K \otimes (4) : K \in \ell\}$, $x = X_0 \in \mathbb{R}$, and \widehat{W}^{LL} denotes the lead-lag transformation, introduced in Definition B.1, of the 2-dimensional process $\widehat{W} = (t, W_t)$.

THEOREM 5.2 (CHEN'S IDENTITY, [25, THEOREM 2.12]). *Let $0 \leq s \leq t$. Then, for each multi-index $K \in \mathcal{I}_d$ we have*

$$\widehat{W}_{0,t}^{LL, (K)} = \sum_{\substack{I, J \in \mathcal{I}_d \\ I \otimes J = K}} \widehat{W}_{0,t}^{LL, (I)} \cdot \widehat{W}_{0,t}^{LL, (J)} \quad (11)$$

where for any multi-index $K \in \mathcal{I}_d$ we used the notation $\widehat{W}_{0,t}^{LL, (K)} = \langle K, \widehat{W}_{0,t}^{LL} \rangle$.

These two results lead to Algorithm 1. We note there are a number of publicly available software packages to compute signatures, such as `esig`¹, `iisignature`² and `signatory`³.

6 PRICING

This section will show that exotic options can be priced fast under a Signature Model. This will be done via a two step procedure. First, it was shown in [22, 23] that prices of exotic options can be approximated with arbitrary precision by a special class of payoffs called *signature payoffs*, defined below. Hence, we will assume that the exotic option to be priced is a signature payoff, defined as follows.

¹<https://pypi.org/project/esig/>

²<https://github.com/bottler/iisignature>, [27]

³<https://github.com/patrick-kidger/signatory>, [17]

Definition 6.1 (Signature payoffs). A signature payoff of maturity $T > 0$ and parameter $f = \{f^{(K)} : K \in \mathcal{I}_3^N\}$ is a payoff that pays at time T an amount given by $\langle f, \widehat{\mathbb{X}}_{0,T} \rangle$.

Second, the price of a signature payoff is $\langle f, \mathbb{E}[\widehat{\mathbb{X}}_{0,T}] \rangle$. To price a signature payoff, all we need is $\mathbb{E}[\widehat{\mathbb{X}}_{0,T}]$, which doesn't depend on the signature payoff itself. In particular, it may be reused to price other signature payoffs.

We now explicitly derive the expected signature $\mathbb{E}[\widehat{\mathbb{X}}_{0,T}]$ in terms of the model parameters and the expected signature of the lead-lag Brownian motion $\mathbb{E}[\widehat{W}_{0,T}^{LL}]$.

PROPOSITION 6.2. *Let X be a Signature Model of order $N \in \mathbb{N}$ with parameter $\ell = \{\ell^{(K)} : K \in \mathcal{I}_2^N\}$. Consider the following linear functionals $P_1 = (1)$ and $P_2 = \ell \otimes (4)$. Consider any multi-index $I = (i_1, \dots, i_n) \in \mathcal{I}_2^n$ such that $n \leq N$. Then*

$$\mathbb{X}_{s,t}^{(I)} = \langle C_I(\ell), \widehat{W}_{s,t}^{LL} \rangle \quad (12)$$

where $C_I(\ell)$ is given explicitly in closed-form by

$$C_I(\ell) = (\dots((P_{i_1} > P_{i_2}) > P_{i_3}) > \dots > P_{i_n}) \quad (13)$$

PROOF. By Proposition 5.1 we know that if X follows a Signature Model with parameter $\ell = \{\ell^{(K)} : K \in \mathcal{I}_2^N\}$ then

$$X_t = \langle x(\emptyset) + \ell \otimes (4), \widehat{W}_{0,t}^{LL} \rangle$$

Let $I = (i_1, \dots, i_n)$ be any multi-index in \mathcal{I}_2^n such that $n \leq N$. If $n = 1$ then $I = (i_1)$ and we necessarily one of the following two options must hold

- If $i_1 = 1$ then $\mathbb{X}_{s,t}^{(i_1)} = t - s = \widehat{W}_{s,t}^{LL, (1)} = \langle P_1, \widehat{W}_{s,t}^{LL} \rangle$
- If $i_1 = 2$ then $\mathbb{X}_{s,t}^{(i_1)} = X_t - X_s = \langle \ell \otimes (4), \widehat{W}_{s,t}^{LL} \rangle = \langle P_2, \widehat{W}_{s,t}^{LL} \rangle$.

Hence the statement holds for $n = 1$. Let's assume by induction that the statement holds for any $1 \leq n \leq N$. We write $I = J \otimes (i_n)$ with $i_n \in \{1, 2\}$ and $J = (i_1, \dots, i_{n-1}) \in \mathcal{I}_2^{n-1}$. Clearly $|i_n|, |J| < n$, therefore by induction hypothesis

$$\mathbb{X}_{s,t}^{(i_n)} = \langle C_{(i_n)}(\ell), \widehat{W}_{s,t}^{LL} \rangle = \langle P_{i_n}, \widehat{W}_{s,t}^{LL} \rangle$$

and

$$\mathbb{X}_{s,t}^{(J)} = \langle C_J(\ell), \widehat{W}_{s,t}^{LL} \rangle = \langle (\dots(P_{i_1} > P_{i_2}) > \dots > P_{i_{n-1}}), \widehat{W}_{s,t}^{LL} \rangle$$

By definition of the signature (see 2.6) we know that

$$\begin{aligned} \mathbb{X}_{s,t}^{(I)} &= \int_s^t \mathbb{X}_{s,u}^{(J)} \circ d\mathbb{X}_u^{(i_n)} \\ &= \int_s^t \langle C_J(\ell), \widehat{W}_{s,t}^{LL} \rangle \circ d\langle C_{(i_n)}(\ell), \widehat{W}_{s,t}^{LL} \rangle \\ &= \langle C_J(\ell) > C_{(i_n)}(\ell), \widehat{W}_{s,t}^{LL} \rangle \\ &= \langle (\dots(P_{i_1} > P_{i_2}) > \dots > P_{i_{n-1}}) > P_{i_n}, \widehat{W}_{s,t}^{LL} \rangle \end{aligned}$$

which concludes the induction. \square

7 CALIBRATION

We will now address the task of calibrating a Signature Model. We assume that the market has a family of options $\{\Phi_i\}_{i=1}^n$ whose market prices $\{p_i\}_{i=1}^n$ are observable. Typically $\{\Phi_i\}_{i=1}^n$ will contain vanilla options, together with some exotic options such as various variance or barrier products. Fix $N \in \mathbb{N}$ be the order of the Signature Model. The challenge here is to find the model parameter $\ell = \{\ell^{(K)} : K \in \mathcal{I}_2^N\}$ that best fits the data, in the sense that the prices of Φ_i , under the Signature Model with parameter ℓ , are approximately given by the observed market prices p_i .

Following Section 6, we assume that the options Φ_i are given by signature options. Therefore, we assume that we can write Φ_i by

$$\Phi_i = \langle \varphi_i, \widehat{\mathbb{X}}_{0,T} \rangle, \quad \varphi_i = \{\varphi_i^{(K)} : K \in \mathcal{I}_2^N\}.$$

The minimisation problem we aim to solve now is the following:

$$\min_{\ell = \{\ell^{(K)} : K \in \mathcal{I}_2^N\}} \sum_{i=1}^n \left(\langle \varphi_i, \mathbb{E}[\widehat{\mathbb{X}}_{0,T}] \rangle - p_i \right)^2. \quad (14)$$

where $\mathbb{E}[\widehat{\mathbb{X}}_{0,T}]$ is the expected signature of the Signature Model with parameter $\ell = \{\ell^{(K)} : K \in \mathcal{I}_2^N\}$.

By Proposition 6.2, the price of Φ_i , which is given by $\langle \varphi_i, \mathbb{E}[\widehat{\mathbb{X}}_{0,T}] \rangle$, can be written as a polynomial on $\ell^{(K)}$. Hence, the optimisation (14) is rewritten as a minimisation of a polynomial of variables $\ell^{(K)}$, for $K \in \mathcal{I}_2^N$.

If the number of parameters $\ell^{(K)}$ is large compared to the number of available option prices, the optimisation problem might be over-parametrised and there will be multiple solutions to (14). In this case, we are in the robust finance setting where there are multiple equivalent martingale measures that fit to the data. If the number of parameters $\ell^{(K)}$ is small, however, we are in the setting of classical mathematical finance modeling and there will in general be a unique solution to (14).

8 CONCLUSION

In this paper we have proposed a new model for asset price dynamics called the *signature model*. This model was developed with the objective of satisfying the following properties:

- (1) Universality.
- (2) Efficiency of calibration to vanilla and exotic options.
- (3) Fast pricing of vanilla and exotic options.
- (4) Efficiency of simulation.

Due to the rich properties of signatures, the signature model satisfies all four properties and is, therefore, capable of generating realistic paths without sacrificing the computational feasibility of calibration, pricing and simulation.

Although this paper has focused on the risk-neutral measure \mathbb{Q} , it can also be used to learn the real-world measure \mathbb{P} . One would first calibrate to the risk-neutral measure \mathbb{Q} and then learn the drift.

ACKNOWLEDGMENTS

This work was supported by The Alan Turing Institute under the EPSRC grant EP/N510129/1.

REFERENCES

- [1] Beatrice Acciaio, Julio Backhoff-Veraguas, and Anastasiia Zhalashko. 2019. Causal optimal transport and its links to enlargement of filtrations and continuous-time stochastic optimization. *Stochastic Processes and their Applications* (2019).
- [2] Horatio Boedihardjo, Xi Geng, Terry Lyons, and Danyu Yang. 2016. The signature of a rough path: uniqueness. *Advances in Mathematics* 293 (2016), 720–737.
- [3] Douglas T Breeden and Robert H Litzenberger. 1978. Prices of state-contingent claims implicit in option prices. *Journal of business* (1978), 621–651.
- [4] Álvaro Cartea, Imanol Perez Arribas, and Leandro Sánchez-Betancourt. 2020. Optimal Execution of Foreign Securities: A Double-Execution Problem with Signatures and Machine Learning. Available at SSRN (2020).
- [5] Ilya Chevyrev, Terry Lyons, et al. 2016. Characteristic functions of measures on geometric rough paths. *The Annals of Probability* 44, 6 (2016), 4049–4082.
- [6] Ilya Chevyrev and Harald Oberhauser. 2018. Signature moments to characterize laws of stochastic processes. *arXiv preprint arXiv:1810.10971* (2018).
- [7] Christa Cuchiero, Wahid Khosrawi, and Josef Teichmann. 2020. A generative adversarial network approach to calibration of local stochastic volatility models. *arXiv preprint arXiv:2005.02505* (2020).
- [8] Adeline Fermanian. 2019. Embedding and learning with signatures. *arXiv preprint arXiv:1911.13211* (2019).
- [9] Guy Flint, Ben Hambly, and Terry Lyons. 2016. Discretely sampled signals and the rough Hoff process. *Stochastic Processes and their Applications* 126, 9 (2016), 2593–2614.
- [10] M. Siska D. Szpruch L. Gierjatowicz P., Sabate-Vidales. 2020. Robust Pricing and Hedging with neural SDEs. *to appear* (2020).
- [11] Ian Goodfellow, Jean Pouget-Abadie, Mehdi Mirza, Bing Xu, David Warde-Farley, Sherjil Ozair, Aaron Courville, and Yoshua Bengio. 2014. Generative adversarial nets. In *Advances in neural information processing systems*. 2672–2680.
- [12] Lajos Gergely Gyurkó, Terry Lyons, Mark Kontkowski, and Jonathan Field. 2013. Extracting information from the signature of a financial data stream. *arXiv preprint arXiv:1307.7244* (2013).
- [13] Ben Hambly and Terry Lyons. 2010. Uniqueness for the signature of a path of bounded variation and the reduced path group. *Annals of Mathematics* (2010), 109–167.
- [14] Jasdeep Kalsi, Terry Lyons, and Imanol Perez Arribas. 2020. Optimal execution with rough path signatures. *SIAM Journal on Financial Mathematics* 11, 2 (2020), 470–493.
- [15] Ioannis Karatzas and Steven Shreve. 2012. *Brownian motion and stochastic calculus*. Vol. Vol. 113. Springer Science & Business Media.
- [16] Patrick Kidger, Patric Bonnier, Imanol Perez Arribas, Cristopher Salvi, and Terry Lyons. 2019. Deep Signature Transforms. In *Advances in Neural Information Processing Systems*. 3099–3109.
- [17] Patrick Kidger and Terry Lyons. 2020. Signatory: differentiable computations of the signature and logsignature transforms, on both CPU and GPU. *arXiv preprint arXiv:2001.00706* (2020).
- [18] Diederik P Kingma and Max Welling. 2013. Auto-encoding variational bayes. *arXiv preprint arXiv:1312.6114* (2013).
- [19] Franz J Király and Harald Oberhauser. 2016. Kernels for sequentially ordered data. *arXiv preprint arXiv:1601.08169* (2016).
- [20] Daniel Levin, Terry Lyons, and Hao Ni. 2013. Learning from the past, predicting the statistics for the future, learning an evolving system. *arXiv preprint arXiv:1309.0260* (2013).
- [21] Chenyang Li, Xin Zhang, and Lianwen Jin. 2017. Lpsnet: A novel log path signature feature based hand gesture recognition framework. In *Proceedings of the IEEE International Conference on Computer Vision Workshops*. 631–639.
- [22] Terry Lyons, Sina Nejad, and Imanol Perez Arribas. 2019. Nonparametric pricing and hedging of exotic derivatives. *arXiv preprint arXiv:1905.00711* (2019).
- [23] Terry Lyons, Sina Nejad, and Imanol Perez Arribas. 2020. Numerical Method for Model-free Pricing of Exotic Derivatives in Discrete Time Using Rough Path Signatures. *Applied Mathematical Finance* (2020), 1–15.
- [24] Terry Lyons, Hao Ni, and Harald Oberhauser. 2014. A feature set for streams and an application to high-frequency financial tick data. In *Proceedings of the 2014 International Conference on Big Data Science and Computing*. 1–8.
- [25] Terry J Lyons. 1998. Differential equations driven by rough signals. *Revista Matemática Iberoamericana* 14, 2 (1998), 215–310.
- [26] Terry J Lyons, Michael Caruana, and Thierry Lévy. 2007. *Differential equations driven by rough paths*. Springer.
- [27] Jeremy F Reizenstein and Benjamin Graham. 2020. Algorithm 1004: The iisignature library: Efficient calculation of iterated-integral signatures and log signatures. *ACM Transactions on Mathematical Software (TOMS)* 46, 1 (2020), 1–21.
- [28] Vladimir Vapnik. 2013. *The nature of statistical learning theory*. Springer science & business media.
- [29] Zecheng Xie, Zenghui Sun, Lianwen Jin, Hao Ni, and Terry Lyons. 2017. Learning spatial-semantic context with fully convolutional recurrent network for online handwritten chinese text recognition. *IEEE transactions on pattern analysis and machine intelligence* 40, 8 (2017), 1903–1917.

- [30] Weixin Yang, Lianwen Jin, and Manfei Liu. 2015. Chinese character-level writer identification using path signature feature, DropStroke and deep CNN. In *2015 13th International Conference on Document Analysis and Recognition (ICDAR)*. IEEE, 546–550.
- [31] Weixin Yang, Lianwen Jin, and Manfei Liu. 2016. Deepwriterid: An end-to-end online text-independent writer identification system. *IEEE Intelligent Systems* 31, 2 (2016), 45–53.
- [32] Weixin Yang, Lianwen Jin, Hao Ni, and Terry Lyons. 2016. Rotation-free online handwritten character recognition using dyadic path signature features, hanging normalization, and deep neural network. In *2016 23rd International Conference on Pattern Recognition (ICPR)*. IEEE, 4083–4088.
- [33] Weixin Yang, Lianwen Jin, Dacheng Tao, Zecheng Xie, and Ziyong Feng. 2016. DropSample: A new training method to enhance deep convolutional neural networks for large-scale unconstrained handwritten Chinese character recognition. *Pattern Recognition* 58 (2016), 190–203.
- [34] Weixin Yang, Terry Lyons, Hao Ni, Cordelia Schmid, Lianwen Jin, and Jiawei Chang. 2017. Leveraging the path signature for skeleton-based human action recognition. *arXiv preprint arXiv:1707.03993* (2017).

A OVERVIEW OF SIGNATURES

In this section we state some of the main properties of signatures that are used in this paper.

Definition A.1 (Shuffle of multi-indices). For any two multi-indices $I, J \in \mathcal{I}_d$ and 1-dimensional multi-indices $a, b \in \mathcal{I}_d^1 = \{1, \dots, d\}$ we define the *shuffle product* ω recursively as follows:

$$\emptyset \omega I = I \omega \emptyset = I \quad (15)$$

and

$$(I \otimes a) \omega (J \otimes b) = ((I \otimes a) \omega J) \otimes b + (I \omega (J \otimes b)) \otimes a \quad (16)$$

Example A.2. We have the following examples for \mathcal{I}_4 :

- (1) $(1, 2) \omega (3) = (1, 2, 3) + (1, 3, 2) + (3, 1, 2)$.
- (2) $(1, 2) \omega (3, 4) = 2 \cdot (1, 2, 2, 4) + (1, 2, 4, 2) + (2, 1, 2, 4) + (2, 1, 4, 2) + (2, 4, 1, 2)$.
- (3) $(2, 1) \omega \emptyset = (2, 1)$.
- (4) $\emptyset \omega (2, 1) = (2, 1)$.

PROPOSITION A.3 (SHUFFLE IDENTITY). *Let $X : [0, T] \rightarrow \mathbb{R}^d$ be a continuous semimartingale. For any two multi-indices $I, J \in \mathcal{I}_d$ the following identity on the Signature of X holds*

$$\langle I \omega J, \mathbb{X}_{s,t} \rangle = \langle I, \mathbb{X}_{s,t} \rangle \cdot \langle J, \mathbb{X}_{s,t} \rangle := \mathbb{X}_{s,t}^{(I)} \cdot \mathbb{X}_{s,t}^{(J)} \quad (17)$$

PROOF. Theorem 2.15 in [26]. \square

PROPOSITION A.4 (UNIQUENESS OF THE SIGNATURE). *Let $X : [0, T] \rightarrow \mathbb{R}^d, Y : [0, T] \rightarrow \mathbb{R}^d$ be two continuous semimartingales. Then*

$$\forall t \in [0, T], X_t = Y_t \iff \forall K \in \mathcal{I}_d, \mathbb{X}_{s,t}^{(K)} = \mathbb{Y}_{s,t}^{(K)} \quad (18)$$

PROOF. See main result in [13]. \square

PROPOSITION A.5 (FACTORIAL DECAY). *Given a semimartingale $X : [0, T] \rightarrow \mathbb{R}^d$, for any time interval $[s, t] \subset [0, T]$ and any multi-index $K \in \mathcal{I}_d$ such that $|K| = n$*

$$|\mathbb{X}_{s,t}^{(K)}| = O\left(\frac{1}{n!}\right) \quad (19)$$

PROOF. Proposition 2.2 in [26]. \square

Definition A.6. For a given time interval $[0, T]$ we call a continuous, surjective, increasing function $\psi : [0, T] \rightarrow [0, T]$ a time-reparametrization.

PROPOSITION A.7 (INVARIANCE TO TIME-REPARAMETRIZATIONS). *Let $X : [0, T] \rightarrow \mathbb{R}^d$ be a semimartingale and $\psi : [0, T] \rightarrow [0, T]$ be a time-reparametrization. Then the Signature of X has the following invariance property*

$$\mathbb{X}_{s,t} = \mathbb{X}_{\psi(s),\psi(t)} \quad \forall s, t \in [0, T] \text{ such that } s < t \quad (20)$$

Definition A.8 (Half-Shuffle). Let F and G be any two linear functionals. We define their *half-shuffle product* \succ on $\mathbb{X}_{s,t}$ as the following (Stratonovich) iterated integral on the real line

$$\langle F \succ G, \mathbb{X}_{s,t} \rangle = \int_s^t \langle F, \mathbb{X}_{s,u} \rangle \circ d \langle G, \mathbb{X}_{s,u} \rangle \quad (21)$$

Let \mathbb{B} be a 2-dimensional Brownian motion, defined for example on the interval $[0, 1]$. Consider two linear functionals $F = \{F^{(K)} : K \in \mathcal{I}_d\}$ and $G = \{G^{(K)} : K \in \mathcal{I}_d\}$ defined as

$$F^{(K)} = \begin{cases} 1 & \text{if } K = (1, 2) \\ 0 & \text{otherwise} \end{cases} \quad (22)$$

and

$$G^{(K)} = \begin{cases} 1 & \text{if } K = (2, 1) \\ 0 & \text{otherwise} \end{cases} \quad (23)$$

Then the following quantity

$$\mathcal{A}_{s,t} = \frac{1}{2} \langle F \succ G - G \succ F, \mathbb{B}_{s,t} \rangle \quad (24)$$

is the *Levy area* of the Brownian motion \mathbb{B} on $[s, t] \subset [0, 1]$.

A.0.1 Expected signature. We will now define the expected signature of a semimartingale.

Definition A.9 (Expected signature). Let $X : [0, T] \rightarrow \mathbb{R}^d$ be a continuous semimartingale, and let $\mathbb{X}_{s,t} = \{\mathbb{X}_{s,t}^{(K)} \in \mathbb{R} : K \in \mathcal{I}_d\}$ be its signature. The expected signature of X is defined by

$$\mathbb{E}[\mathbb{X}_{s,t}] := \{\mathbb{E}[\mathbb{X}_{s,t}^{(K)}] \in \mathbb{R} : K \in \mathcal{I}_d\}.$$

The expected signature – i.e. the expectation of the iterated integrals (8) – behaves analogously to the moments of random variables, in the sense that under certain assumptions it characterises the law of the stochastic process:

THEOREM A.10 ([5]). *Let $X : [0, T] \rightarrow \mathbb{R}^d$ be a semimartingale. Then, under certain assumptions (see [5]) the expected signature $\mathbb{E}[\mathbb{X}_{0,T}]$ characterises the law of X .*

B TIME AND LEAD-LAG TRANSFORMATION

The invariance of the signature of a semimartingale to time reparametrizations allows to handle irregularly sampled sample paths (prices etc.) by completely eliminating the need to retain information about the original time-parametrization. Nonetheless, for the pricing of many options, especially ones resulting from payoffs calculated pathwise (such as integrals for American options), the time represents an important information that we are required to retain. To do so it suffices to augment the state space of the input semimartingale X by adding time t as an extra dimension to get $X_t^{\text{add-time}} = (t, X_t)$.

We report another basic transformation that can be applied to semimartingales and that will be useful in the sequel of the paper: the lead-lag transformation. This transformation allows us to write Itô integrals as linear functions on the signature of the lead-lag transformed path.

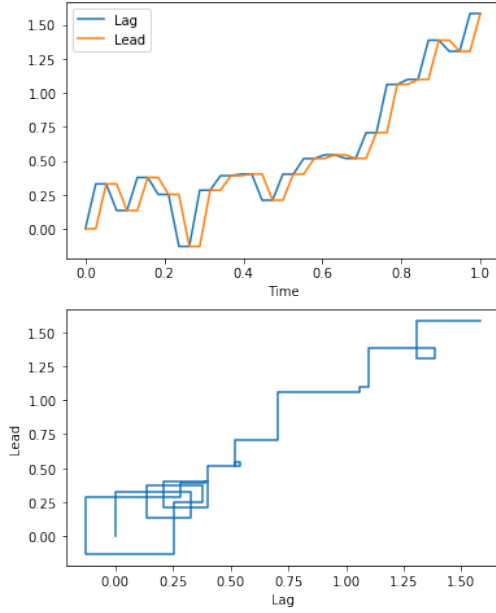


Figure 4: Lead-lag transformation of a Brownian motion.

Definition B.1 (Lead-lag transformation). Let $Z : [0, T] \rightarrow \mathbb{R}^d$ be a semimartingale. For each partition $D = \{t_i\}_i \subset [0, T]$ of mesh size $|D|$, define the piecewise linear path $Z^D : [0, T] \rightarrow \mathbb{R}^{2d}$ given by

$$Z_{2kT/2n}^D := (Z_{t_k}, Z_{t_k}), \quad (25)$$

$$Z_{(2k+1)T/2n}^D := (Z_{t_k}, Z_{t_{k+1}}) \quad (26)$$

and linear interpolation in between. Figure 4 shows the lead-lag transformation of a Brownian motion. As we see, the lead component *leads* the lag component, hence the name. The lead component can be seen as the future of the path, and the lag component as the past.

Denote by Z^D the signature of Z^D . Then, we define the lead-lag transformation of Z , denoted by Z^{LL} , as the limit of signatures of Z^D :

$$Z^{LL} := \lim_{|D| \rightarrow 0} Z^D.$$

The work in [9] showed the convergence of this limit and studied some of its properties.

B.1 Expected signature of the lead-lag Brownian motion

Definition B.2. Let $I = (i_1, \dots, i_n) \in I_3^n$ be a multi-index. We denote by $\mathcal{P}(I)$ the set of all possible tuples of non-empty multi-indices from I_3^{n-1} such that their concatenation is equal to I and their length doesn't exceed 2, i.e.

$$\mathcal{P}(I) = \{(I_1, \dots, I_k) \in (I_3^{n-1})^k : I_1 \otimes \dots \otimes I_k = I \text{ and } |I_j| \in \{1, 2\}\}$$

Example B.3.

- (1) $\mathcal{P}((1, 2, 3)) = \{(1, 2, 3), (1, (2, 3)), ((1, 2), 3)\}$.
- (2) $\mathcal{P}((1, 3, 2, 2)) = \{(1, 3, 2, 2), (1, (3, 2), 2), (1, 3, (2, 2)), ((1, 3), 2, 2), ((1, 3), (2, 2))\}$

- (3) $\mathcal{P}((3, 2)) = \{(3, 2), ((3, 2))\}$.

Definition B.4 (Exponential of a linear functional). Let $F = \{F^{(K)} \in \mathbb{R} : K \in I_d\}$ be a linear functional. We define the *exponential* of F as the following linear functional

$$\exp(F) = (\emptyset) + \sum_{k=1}^{\infty} \frac{1}{k!} F^{\otimes k} \quad (27)$$

where for any $k \geq 1$, $F^{\otimes k} = F \otimes \dots \otimes F$ for k times.

PROPOSITION B.5. Define the function $\alpha : I_3 \rightarrow I_3$ that maps a multi-index to another multi-index in the following way: $\forall I \in I_3$

$$\alpha(I) = \begin{cases} (1) & \text{if } I = (1) \\ (2) & \text{if } I \in \{(2), (3)\} \\ -\frac{1}{2}(1) & \text{if } I = (2, 3) \\ \frac{1}{2}(1) & \text{if } I = (3, 2) \\ 0 \cdot (\emptyset) & \text{otherwise} \end{cases} \quad (28)$$

Given a final time T define the linear functional $\mathbf{E}_T := \exp(T + \frac{T}{2}(2, 2))$. Then we have the explicit closed-form expression for the Expected Signature of the lead-lag Brownian motion: given any multi-index $I \in I_3$

$$\mathbb{E} \left[\widehat{\mathbb{W}}_{0,T}^{LL,(I)} \right] = \sum_{(I_1, \dots, I_k) \in \mathcal{P}(I)} \langle \alpha(I_1) \otimes \dots \otimes \alpha(I_k), \mathbf{E}_T \rangle \quad (29)$$

PROOF. Follows from [22, Lemma B.1] and the fact that $\mathbb{E}[\widehat{\mathbb{W}}_{0,T}] = \mathbf{E}_T$. \square

Example B.6. If $I = (3, 2, 3)$, $\mathcal{P}(I) = \{(3, 2, 3), ((3, 2), 3), (3, (2, 3))\}$. Hence,

$$\begin{aligned} \mathbb{E} \left[\widehat{\mathbb{W}}_{0,T}^{LL,(I)} \right] &= \langle \alpha(3) \otimes \alpha(2) \otimes \alpha(3), \mathbf{E}_T \rangle \\ &\quad + \langle \alpha((3, 2)) \otimes \alpha(3), \mathbf{E}_T \rangle \\ &\quad + \langle \alpha(3) \otimes \alpha((2, 3)), \mathbf{E}_T \rangle \\ &= \mathbf{E}_T^{(2,2,2)} + \frac{1}{2} \mathbf{E}_T^{(1,2)} - \frac{1}{2} \mathbf{E}_T^{(2,1)}. \end{aligned}$$