

MAXIMUM LIKELIHOOD ESTIMATION OF STOCHASTIC FRONTIER MODELS WITH ENDOGENEITY

SAMUELE CENTORRINO AND MARÍA PÉREZ-URDIALES

ABSTRACT. We propose and study a maximum likelihood estimator of stochastic frontier models with endogeneity in cross-section data when the composite error term may be correlated with inputs and environmental variables. Our framework is a generalization of the normal half-normal stochastic frontier model with endogeneity. We derive the likelihood function in closed form using three fundamental assumptions: the existence of control functions that fully capture the dependence between regressors and unobservables; the conditional independence of the two error components given the control functions; and the conditional distribution of the stochastic inefficiency term given the control functions being a folded normal distribution. We also provide a Battese-Coelli estimator of technical efficiency. Our estimator is computationally fast and easy to implement. We study some of its asymptotic properties, and we showcase its finite sample behavior in Monte-Carlo simulations and an empirical application to farmers in Nepal.

KEYWORDS: Stochastic Frontier; Endogeneity; Control Functions; Maximum Likelihood; Technical efficiency.

JEL CODES: C10; C13; C26; C36.

1. INTRODUCTION

Endogeneity in the stochastic frontier framework has received increasing attention in recent work (see Kutlu, 2010; Tran and Tsionas, 2013, 2015; Karakaplan and Kutlu, 2017; Amsler et al., 2016; Lai and Kumbhakar, 2018, among others, and Kumbhakar et al., 2020*a,b*, for a review). Most contributions focus on the correlation between the regressors and the two-sided error component while ignoring the potential dependence between regressors and the stochastic inefficiency component. However, if producers have some information about their inefficiency level, they can use it to guide their choice of inputs and environmental variables (e.g., managerial characteristics). That is, there may be factors, observable to the firm but unobservable to the econometrician, which affect both the choice of regressors, and the level of inefficiency (see Cazals et al., 2016, for a similar argument).

In this paper, we consider a stochastic frontier model in which both the two-sided error and the stochastic inefficiency terms are allowed to be correlated with inputs and environmental variables. These endogenous variables are restricted to be continuous. The production frontier can be linear or nonlinear, and the inefficiency term satisfies the scaling property. That is, it can be decomposed into a stochastic efficiency term and a scaling function that depends on environmental variables

Date: March 23, 2021.

We wish to thank the Editor, Elie Tamer, the Associate Editor, two anonymous referees, Christopher F. Parmeter, and participants to the North American Productivity Workshop XI for their comments and remarks.

(Alvarez et al., 2006). We achieve identification by allowing for a vector of control functions that fully captures the dependence between the composite error term and the endogenous variables.

To the best of our knowledge, models that explicitly allow for dependence between the stochastic inefficiency term, inputs, and environmental variables have only been studied by Amsler et al. (2017).¹ In their paper, the marginal distribution of the statistical noise is taken to be a normal distribution, and the marginal distribution of the stochastic inefficiency term to be a half-normal distribution. The two stochastic terms are potentially correlated. The dependence between observables and unobservables is modeled using copula functions, which are cleverly constructed from the marginal distributions of the unobservables. However, the likelihood function cannot be written in closed form, and the authors need to resort to simulations to obtain an estimator of the model's parameters. This approach prevents a clear analysis of identification, estimation, and inference. Moreover, simulated methods can be biased and have a higher variance in finite samples, especially when the number of simulations is not chosen appropriately with the sample size (Gouriéroux and Monfort, 1997). Finally, when both inputs and environmental variables are potentially correlated with the inefficiency term, they cannot obtain an estimator of technical efficiency.

Our framework seeks to avoid these potential pitfalls. In particular, we are able to obtain the maximum likelihood function in closed form. This allows us to further the analysis of identification of this model and propose a simple and computationally fast estimation of the model's parameters. We also offer a generalization of the Battese and Coelli (1988) estimator of technical efficiency.

While our main statistical model is similar to the one in Amsler et al. (2017), two fundamental assumptions deviate from their framework. First, we assume that the two-sided error term and the inefficiency term are independent conditional on a vector of control functions. This first assumption allows us to write the conditional density of the composite error as the convolution of the conditional densities of the statistical noise and the inefficiency term, respectively. Second, we assume that the conditional distribution of the baseline stochastic inefficiency term given the control functions is a folded normal distribution (Leone et al., 1961; Sundberg, 1974*a*). The latter assumption is convenient for two main reasons. On the one hand, it allows us to capture the dependence between inefficiency and endogenous variables through a vector of what we refer to as dependence parameters, ρ_U , which take values in the hypercube $[-1, 1]$. These parameters measure the fraction of inefficiency observed by the producer but not by the econometrician, which may influence the choice of inputs and environmental factors and is confounded with the observed level of the regressors. On the other hand, the conditional normal-folded normal model provides a natural generalization of the normal half-normal model to the case when inputs and environmental variables are endogenous. This is because the folded normal pdf collapses to the density of a half-normal random variable when $\rho_U = \mathbf{0}$, where $\mathbf{0}$ is a vector of zeros. That is, when stochastic inefficiency is unobservable to producers and hence cannot influence their decision.

¹Karakaplan and Kutlu (2017) do not directly consider the potential endogeneity of the inefficiency term. They instead model the potential dependence between the two-sided error term and the inefficiency term through observables, while we model such dependence through unobservables.

Our analysis of identification and estimation focuses on the dependence parameters ρ_U . Because of the properties of the folded normal distribution, only the magnitude of the components of ρ_U is identified. However, their sign cannot be identified (Sundberg, 1974a; Schmidt and Lovell, 1980).² Hence, the likelihood function has two isolated maxima, which are symmetric about a local extremum at zero. We deal with this identification issue by imposing a sign normalization which amounts to restricting one of the components of ρ_U to lay in the positive orthant. When $\rho_U = \mathbf{0}$, the likelihood function has a unique extremum. However, when $\rho_U = \mathbf{0}$ the score is identically equal to zero, and our model is not first-order identified. We are nonetheless able to show that our model is second-order identified.

Moreover, since one of the components of ρ_U lays at the boundary of the parameters' space and the Hessian matrix is singular when $\rho_U = \mathbf{0}$, our estimator has a non-standard asymptotic distribution, and its rate of convergence is slower than \sqrt{n} , where n is the sample size. We provide the asymptotic distribution of our estimator in all these cases following the framework of Andrews (1999) and Rotnitzky et al. (2000). Finally, we briefly discuss potential ways to conduct inference on ρ_U .

Throughout the paper, we assume that parameters other than ρ_U are first-order locally identified, and thus \sqrt{n} -estimable (Sargan, 1983). This assumption implies, in particular, that the variance of the inefficiency term is strictly positive. We defer to future research the study of this model when such an assumption fails (see, e.g. Lee, 1993, for identifying and estimating the classical stochastic frontier model with lack of first-order identification).

The paper is structured as follows. In Section 2, we discuss the statistical model and provide the main steps for the construction of the likelihood function. We further consider identification, estimation and inference. In Section 3, we provide simulation evidence of the finite sample properties of our estimator. We show that our estimator performs better than the copula method of Amsler et al. (2017) especially for estimating the variance of the stochastic inefficiency term. In Section 4, we apply our methodology to the agricultural sector in Nepal. We show that accounting for endogeneity substantially changes the conclusions of the empirical analysis. In particular, our estimator detects considerable variation in the efficiency scores which is not found when regressors are taken to be exogenous.

2. STATISTICAL MODEL

We study a general version of the model usually considered in this literature. The logarithm of the output, Y , is determined by some known function, $m(\cdot, \cdot)$, which depends on a vector of $p \geq 1$ inputs, X , and parameters, β ; and by a composite error term $\varepsilon = V - U$, where V represents a

²The folded normal distribution can be thought of as a normal distribution “folded” at zero by taking the absolute value. Suppose we take a mean-zero normal random variable η , and then generate two standard normal random variables U_1 and U_2 , which have correlation -0.5 , and 0.5 with η , respectively. When we “fold” both U_1 and U_2 by taking their absolute values, we have that $|U_1|$ has the same conditional distribution of $|U_2|$. Identification of the sign of ρ_U is thus not feasible.

stochastic component; and $U \geq 0$ is the so-called inefficiency term. We thus have

$$Y = m(X, \beta) + V - U, \tag{1}$$

where U captures the producer's shortfall from the production frontier.

Additionally, we fix $U = U_0g(Z, \delta)$, where $U_0 \geq 0$ is a stochastic inefficiency component and $g(\cdot, \cdot)$ is a known strictly positive scaling function, which depends on some additional *environmental variables* $Z \in \mathbb{R}^k$, with $k \geq 0$, through parameters δ (Simar et al., 1994; Alvarez et al., 2006). The scaling function further satisfies the normalization condition $g(0, \delta) = 1$. X and Z may have some common elements, but they must have at least one non-overlapping component.

Thus, we finally have

$$Y = m(X, \beta) + V - U_0g(Z, \delta). \tag{2}$$

A maximum likelihood estimator of (β, δ) is based on the assumption that the composite error component (V, U_0) is independent of (X, Z) , with (U_0, V) mutually independent; V following a normal distribution with a constant variance, and U_0 following a normal distribution truncated at 0 (so-called positive half-normal distribution, see Aigner et al., 1977; Schmidt and Lovell, 1979, 1980; Horrace, 2005). While a consistent estimation of (β, δ) can also be obtained without these strong distributional assumptions (Simar et al., 1994; Tran and Tsionas, 2013), these assumptions are necessary to learn something about the variance of the inefficiency term, U_0 . We are often interested in estimating each producer's distance from the frontier (Battese and Coelli, 1988). This can be easily done when the marginal distributions of V and U_0 are taken to be known.

The literature has long recognized that inputs may be simultaneously chosen with the output, and thus potentially correlated with the composite error term (see Mundlak, 1961; Schmidt and Sickles, 1984, for a full description of the statistical issues in this context). Similarly, the producer may decide environmental variables depending on characteristics that are observable to her but not to the econometrician.

To deal with endogenous variables, we need a vector of instruments that are correlated with the endogenous components but independent of the composite error term (see Amsler et al., 2016, for the impact of several exogeneity assumptions on identification in SFA). To simplify our presentation, we take all variables in (X, Z) to be endogenous. The extension to the case when we have some endogenous and some exogenous components can be handled similarly.

We consider the following auxiliary regression models

$$\begin{aligned} X &= W\gamma_X + \eta_X \\ Z &= W\gamma_Z + \eta_Z, \end{aligned}$$

where $\eta = (\eta'_X, \eta'_Z)'$ $\in \mathbb{R}^{p+k}$ is a random vector of error components, and $W \in \mathbb{R}^q$ is a vector of instrumental variables, with $q \geq p + k$.

Our approach is based on a control function assumption. That is, we assume that all the dependence between (X, Z) and (V, U_0) is captured by η (Newey et al., 1999; Imbens and Newey, 2009; Wooldridge, 2015). Moreover, we assume that the instruments are strongly exogenous, that

is, independent of the composite error term. Given a triplet of random variables U_0 , V and η , we use the notation $U_0 \perp\!\!\!\perp V$ to indicate that U_0 is independent of V ; and the notation $U_0 \perp\!\!\!\perp V|\eta$ to indicate that U_0 is independent of V conditional on η .

Our independence assumptions can be formally stated as follows:

Assumption 2.1. $W \perp\!\!\!\perp (V, U_0, \eta)$,

Assumption 2.2. $U_0 \perp\!\!\!\perp V|\eta$.

Assumption 2.1 implies strong exogeneity of the instruments; and that the control function, η , captures all the dependence between (X, Z) and (U_0, V) . That is, $(X, Z) \perp\!\!\!\perp (U_0, V)|\eta$.

Assumption 2.2 implies that, if any dependence exists between V and U_0 , it has to happen through the vector η . This assumption reduces to the standard assumption of $U_0 \perp\!\!\!\perp V$ when both X and Z are taken to be exogenous (Kumbhakar and Lovell, 2003, Sec. 3.2, p. 64).

Assumptions 2.1 and 2.2 imply that

$$f_{V, U_0, \eta|W}(v, u, \eta|W) = f_{V, U_0, \eta}(v, u, \eta) = f_{V, \eta}(v, \eta)f_{U_0|\eta}(u|\eta),$$

where f denotes a probability density function. To construct a maximum likelihood estimator (MLE), we let $\eta \sim N(0, \Sigma_\eta)$, where Σ_η is a symmetric, positive definite covariance matrix. We also let D_η be a $p+k \times p+k$ diagonal matrix whose diagonal entries are the standard deviations of η . We can write that $\Sigma_\eta = D_\eta C_\eta D_\eta$, where C_η is the symmetric, positive definite correlation matrix of the vector η . That is, a matrix with diagonal equal to 1 and the other elements in the interval $(-1, 1)$.

An additional requirement for the construction of a full information MLE is that

$$\begin{pmatrix} V \\ \eta \end{pmatrix} \sim N \left(\begin{bmatrix} 0 \\ 0 \end{bmatrix}, \begin{bmatrix} \sigma_V^2 & \sigma_V \rho'_V D_\eta \\ D_\eta \rho_V \sigma_V & \Sigma_\eta \end{bmatrix} \right),$$

where ρ_V is a vector of correlation coefficients between V and all components of η , and σ_V^2 is the variance of V (see also Kutlu, 2010).

The main difficulty lies in the specification of the joint density of (U_0, η) such that its marginal distributions are a half-normal and a joint normal, respectively, and the dependence between the two is captured by only one parameter. If one specifies a joint normal distribution for the random vector (U_0^*, η) and then takes $U_0 = |U_0^*|$, the marginal distributions of U_0 and η are the correct marginal distributions. This construction also creates dependence between U_0 and η . Here, we argue that the conditional distribution of U_0 given η can be written in such a way that this dependence is captured by only one vector of parameters which, we refer to as dependence parameters, and we denote as ρ_U . Let

$$\begin{pmatrix} U_0^* \\ \eta \end{pmatrix} \sim N \left(\begin{bmatrix} 0 \\ 0 \end{bmatrix}, \begin{bmatrix} \sigma_U^2 & \sigma_U \rho'_U D_\eta \\ D_\eta \rho_U \sigma_U & \Sigma_\eta \end{bmatrix} \right),$$

where ρ_U is a vector of *correlations* between U_0^* and η , and σ_U^2 is the variance of U_0^* . The conditional density of U_0^* given η is

$$f_{U_0^*|\eta}(u|\eta) = \frac{1}{\sqrt{2\pi\sigma_U^2(1 - \rho_U' C_\eta^{-1} \rho_U)}} \exp\left(-\frac{(u - \sigma_U \rho_U' C_\eta^{-1} D_\eta^{-1} \eta)^2}{2\sigma_U^2(1 - \rho_U' C_\eta^{-1} \rho_U)}\right).$$

Thus, we have that

$$P(U_0 \leq u|\eta) = P(U_0^* \leq u|\eta) - P(U_0^* \leq -u|\eta).$$

Taking the derivative of the last equality with respect to u on both sides, we obtain that the density of U_0 given η is equal to

$$f_{U_0|\eta}(u|\eta) = f_{U_0^*|\eta}(u|\eta) + f_{U_0^*|\eta}(-u|\eta).$$

Therefore, the conditional density function of U_0 is

$$f_{U_0|\eta}(u|\eta) = \frac{1}{\sqrt{2\pi\sigma_U^2(1 - \rho_U' C_\eta^{-1} \rho_U)}} \left\{ \exp\left(-\frac{(u - \sigma_U \rho_U' C_\eta^{-1} D_\eta^{-1} \eta)^2}{2\sigma_U^2(1 - \rho_U' C_\eta^{-1} \rho_U)}\right) + \exp\left(-\frac{(u + \sigma_U \rho_U' C_\eta^{-1} D_\eta^{-1} \eta)^2}{2\sigma_U^2(1 - \rho_U' C_\eta^{-1} \rho_U)}\right) \right\}, \quad (3)$$

which is the pdf of a folded normal distribution (Leone et al., 1961). When we impose that ρ_U is a vector of zeros, that is, when there is no dependence between the regressors and the inefficiency term, the conditional distribution in (3) reduces to

$$f_{U_0}(u) = \frac{2}{\sqrt{2\pi\sigma_U^2}} \exp\left(-\frac{u^2}{2\sigma_U^2}\right),$$

which is the density of a half-normal distribution. We also show in Appendix A that the marginal density of U_0 obtained from this construction is a half-normal density.

Figure 1 depicts the conditional folded normal pdf when η is a bivariate random vector with unit variance and correlation coefficient equal to 0.5, $\sigma_U^2 = 2.752$, and $\rho_U = (0.5, 0.5)'$. For fixed parameters, the pdf is symmetric in η , in the sense that the shape of the density for $\eta = e$ is the same as for $\eta = -e$, for any real-valued vector e .

For a given η , this implies that the density is invariant to changes in sign of the vector of dependence parameters ρ_U . That is, the conditional density of U_0 generated under a certain dependence vector ρ_U is equal to the conditional density of U_0 when the dependence vector is $-\rho_U$. This is a well-known equivalence property of the folded normal distribution (see Sundberg, 1974a, among others).

The construction of the likelihood function is thus based on the following

Assumption 2.3.

- (i) $\eta \sim N(0, \Sigma_\eta)$, where $\Sigma_\eta = D_\eta C_\eta D_\eta$ is a positive definite and symmetric covariance matrix;
- (ii) $V|\eta \sim N(\sigma_V \rho_V' C_\eta^{-1} D_\eta^{-1} \eta, \sigma_V^2(1 - \rho_V' C_\eta^{-1} \rho_V))$;
- (iii) $U_0|\eta \sim FN(\sigma_U \rho_U' C_\eta^{-1} D_\eta^{-1} \eta, \sigma_U^2(1 - \rho_U' C_\eta^{-1} \rho_U))$, where FN denotes a folded-normal distribution with location parameter $\sigma_U \rho_U' C_\eta^{-1} D_\eta^{-1} \eta$; and scale parameter $\sigma_U^2(1 - \rho_U' C_\eta^{-1} \rho_U)$.

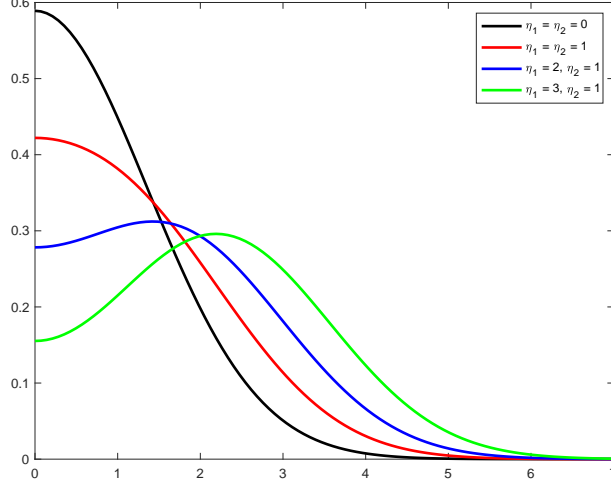


FIGURE 1. Conditional density of U_0 given η .

Finally, because of Assumption 2.1 and the strict positivity of the function $g(\cdot, \cdot)$, the conditional distribution of $U = U_0 g(Z, \delta)$ given η can be written as

$$P(U \leq u|\eta) = P(U_0 \leq (g(Z, \delta))^{-1} u|\eta), \quad (4)$$

and it is therefore a simple scaled version of the distribution of U_0 given η , as in the exogenous case.

We follow the literature on stochastic frontier and define a new random variable $\varepsilon = V - U$ such that

$$f_{U, \varepsilon|\eta}(u, \varepsilon|\eta) = f_{V|\eta}(\varepsilon + u|\eta) (g(Z, \delta))^{-1} f_{U_0|\eta}((g(Z, \delta))^{-1} u|\eta).$$

We can thus write

$$\begin{aligned} & f_{V|\eta}(\varepsilon + u|\eta) (g(Z, \delta))^{-1} f_{U_0|\eta}((g(Z, \delta))^{-1} u|\eta) \\ &= \frac{1}{2\pi \tilde{\sigma}_U(Z) \tilde{\sigma}_V} \left\{ \exp\left(-\frac{(u - \sigma_U g(Z, \delta) \rho'_U C_\eta^{-1} D_\eta^{-1} \eta)^2}{2\tilde{\sigma}_U^2(Z)} - \frac{(\varepsilon + u - \sigma_V \rho'_V C_\eta^{-1} D_\eta^{-1} \eta)^2}{2\tilde{\sigma}_V^2}\right) \right. \\ & \quad \left. + \exp\left(-\frac{(u + \sigma_U g(Z, \delta) \rho'_U C_\eta^{-1} D_\eta^{-1} \eta)^2}{2\tilde{\sigma}_U^2(Z)} - \frac{(\varepsilon + u - \sigma_V \rho'_V C_\eta^{-1} D_\eta^{-1} \eta)^2}{2\tilde{\sigma}_V^2}\right) \right\}, \end{aligned}$$

where $\tilde{\sigma}_U^2(Z) = \sigma_U^2 g^2(Z, \delta) (1 - \rho'_U C_\eta^{-1} \rho_U)$, and $\tilde{\sigma}_V^2 = \sigma_V^2 (1 - \rho'_V C_\eta^{-1} \rho_V)$.

By tedious computations that we detail in Appendix A, and after integrating with respect to U , we obtain

$$\begin{aligned} f_{\varepsilon|\eta}(\varepsilon|\eta) &= \int f_{V|\eta}(\varepsilon + u|\eta) (g(Z, \delta))^{-1} f_{U_0|\eta}((g(Z, \delta))^{-1} u|\eta) du \\ &= \frac{1}{\sqrt{2\pi} \sigma(Z)} \left\{ \Phi\left(\frac{g(Z, \delta) \sigma_U \rho'_U C_\eta^{-1} D_\eta^{-1} \eta}{\lambda(Z) \sigma(Z)} - \frac{\lambda(Z) (\varepsilon - \sigma_V \rho'_V C_\eta^{-1} D_\eta^{-1} \eta)}{\sigma(Z)}\right) \times \right. \end{aligned}$$

$$\begin{aligned}
& \exp\left(-\frac{(\varepsilon - \sigma_V \rho'_V C_\eta^{-1} D_\eta^{-1} \eta + g(Z, \delta) \sigma_U \rho'_U C_\eta^{-1} D_\eta^{-1} \eta)^2}{2\sigma^2(Z)}\right) \\
& + \Phi\left(-\frac{g(Z, \delta) \sigma_U \rho'_U C_\eta^{-1} D_\eta^{-1} \eta}{\lambda(Z)\sigma(Z)} - \frac{\lambda(Z)(\varepsilon - \sigma_V \rho'_V C_\eta^{-1} D_\eta^{-1} \eta)}{\sigma(Z)}\right) \times \\
& \exp\left(-\frac{(\varepsilon - \sigma_V \rho'_V C_\eta^{-1} D_\eta^{-1} \eta - g(Z, \delta) \sigma_U \rho'_U C_\eta^{-1} D_\eta^{-1} \eta)^2}{2\sigma^2(Z)}\right) \Big\} \\
& = \Phi\left(\frac{\tilde{\sigma}_V^2 g(Z, \delta) \sigma_U \rho'_U C_\eta^{-1} D_\eta^{-1} \eta}{\tilde{\sigma}_U(Z)\sigma^2(Z)}\right) \left[\frac{1}{\sqrt{2\pi}\sigma(Z)} \frac{\Phi\left(\frac{g(Z, \delta) \sigma_U \rho'_U C_\eta^{-1} D_\eta^{-1} \eta}{\lambda(Z)\sigma(Z)} - \frac{\lambda(Z)(\varepsilon - \sigma_V \rho'_V C_\eta^{-1} D_\eta^{-1} \eta)}{\sigma(Z)}\right)}{\Phi\left(\frac{\tilde{\sigma}_V^2 g(Z, \delta) \sigma_U \rho'_U C_\eta^{-1} D_\eta^{-1} \eta}{\tilde{\sigma}_U(Z)\sigma^2(Z)}\right)} \right] \times \\
& \exp\left(-\frac{(\varepsilon - \sigma_V \rho'_V C_\eta^{-1} D_\eta^{-1} \eta + g(Z, \delta) \sigma_U \rho'_U C_\eta^{-1} D_\eta^{-1} \eta)^2}{2\sigma^2(Z)}\right) \Big] \\
& + \Phi\left(-\frac{\tilde{\sigma}_V^2 g(Z, \delta) \sigma_U \rho'_U C_\eta^{-1} D_\eta^{-1} \eta}{\tilde{\sigma}_U(Z)\sigma^2(Z)}\right) \left[\frac{1}{\sqrt{2\pi}\sigma(Z)} \frac{\Phi\left(-\frac{g(Z, \delta) \sigma_U \rho'_U C_\eta^{-1} D_\eta^{-1} \eta}{\lambda(Z)\sigma(Z)} - \frac{\lambda(Z)(\varepsilon - \sigma_V \rho'_V C_\eta^{-1} D_\eta^{-1} \eta)}{\sigma(Z)}\right)}{\Phi\left(-\frac{\tilde{\sigma}_V^2 g(Z, \delta) \sigma_U \rho'_U C_\eta^{-1} D_\eta^{-1} \eta}{\tilde{\sigma}_U(Z)\sigma^2(Z)}\right)} \right] \times \\
& \exp\left(-\frac{(\varepsilon - \sigma_V \rho'_V C_\eta^{-1} D_\eta^{-1} \eta - g(Z, \delta) \sigma_U \rho'_U C_\eta^{-1} D_\eta^{-1} \eta)^2}{2\sigma^2(Z)}\right) \Big] \\
& = \Phi\left(\frac{\tilde{\sigma}_V^2 g(Z, \delta) \sigma_U \rho'_U C_\eta^{-1} D_\eta^{-1} \eta}{\tilde{\sigma}_U(Z)\sigma^2(Z)}\right) f_{\varepsilon|\eta,1}(\varepsilon|\eta) + \Phi\left(-\frac{\tilde{\sigma}_V^2 g(Z, \delta) \sigma_U \rho'_U C_\eta^{-1} D_\eta^{-1} \eta}{\tilde{\sigma}_U(Z)\sigma^2(Z)}\right) f_{\varepsilon|\eta,2}(\varepsilon|\eta), \tag{5}
\end{aligned}$$

with

$$\lambda(Z) = \frac{\tilde{\sigma}_U(Z)}{\tilde{\sigma}_V}, \text{ and } \sigma^2(Z) = \tilde{\sigma}_V^2 + \tilde{\sigma}_U^2(Z),$$

and Φ the cdf of a standard normal distribution. The distribution of ε given η is a mixture of two conditional extended skew-normal distributions, where the mixing probabilities depend on ρ_U (see Azzalini, 2013, p. 35-36). When $\rho_U = \mathbf{0}$, that is, all the elements of ρ_U are equal to zero, the mixing probabilities are both equal to 0.5, and the conditional distribution of ε reduces to a skew-normal distribution. That is, our specification reduces to a stochastic frontier model where the regressors are independent of the inefficiency term U_0 .

The full information likelihood function is therefore given by

$$\mathcal{L}(\theta) = f_{\varepsilon|\eta}(\varepsilon|\eta; \beta, \delta, \sigma_V^2, \sigma_U^2, \rho_V, \rho_U) f_\eta(\eta; \gamma, \text{diag}(D_\eta), \text{ve}(C_\eta)),$$

where $\theta = (\beta', \delta', \sigma_V^2, \sigma_U^2, \rho_V', \rho_U', \gamma', \text{diag}(D_\eta)', \text{ve}(C_\eta)')$; $\text{diag}(D_\eta)$ denotes the diagonal of the matrix D_η ; and $\text{ve}(\cdot)$ denotes the half-vectorization of the matrix C_η which only keeps the $(p+k)(p+k-1)/2$ elements below the main diagonal (as the matrix is symmetric and the elements of the main diagonal are equal to 1 by construction).³

³This operation is defined more formally as $\text{ve}(C_\eta) = L\text{vech}(C_\eta)$, where L is an elimination matrix of dimension $(p+k)(p+k-1)/2 \times (p+k)(p+k+1)/2$, which only keeps the off-diagonal elements of the half-vectorization of the matrix C_η .

2.1. Identification. Let $\ell(\theta) = \log \mathcal{L}(\theta)$ be the log-likelihood function, and assume that $E[|\ell(\theta)|] < \infty$ for all $\theta \in \Theta$. We define

$$\theta_0 = \arg \max_{\theta \in \Theta} E[\ell(\theta)]. \quad (6)$$

As we can restrict Θ to be a compact parameter space, and the likelihood function is continuous in θ , there exists a parameter vector θ_0 which satisfies (6) (Gourieroux and Monfort, 1995).

We focus our identification analysis on the parameter ρ_U . To this end, we maintain the following assumption.

Assumption 2.4. Let $\theta_1 = (\beta', \delta', \sigma_V^2, \sigma_U^2, \rho_V', \gamma', \text{diag}(D_\eta)', \text{ve}(C_\eta)')'$. The matrix

$$E\left[\nabla_{\theta_1, \theta_1'}^2 \ell(\theta_0)\right]$$

is negative definite and has full rank.

This assumption imposes that the parameter θ_1 is first-order locally identified (Sargan, 1983). In particular, we require that the variance of the inefficiency term $\sigma_{U,0}^2 > 0$. Lee and Chesher (1986) and Lee (1993) have shown that when $\sigma_{U,0}^2 = 0$, the stochastic frontier model is not first-order identified. Moreover, in our model, whenever $\sigma_U^2 = 0$, (δ, ρ_U) are not identified. We believe this case is worthy of future investigation, but we rule it out here for simplicity.

Proposition 2.1. Let Assumptions 2.1-2.4 hold, and $\rho_{U,0}$ to be such that

$$E[\nabla_{\rho_U} \ell(\theta_{1,0}, \rho_{U,0})] = 0.$$

We have that

- (i) $E[\nabla_{\rho_U} \ell(\theta_{1,0}, -\rho_{U,0})] = 0$.
- (ii) $\nabla_{\rho_U} \ell(\theta_1, \mathbf{0}) = 0$, for any θ_1 .
- (iii) If $\rho_{U,0}$ has at least one non-zero component, then the model is first-order identified.

Part (i) states that if $\rho_{U,0}$ is a solution of the maximization problem in (6), so is $-\rho_{U,0}$, where the negative sign is applied to all components of the vector $\rho_{U,0}$. That is, the sign of all components of ρ_U is not identified. Part (ii) implies that $\rho_{U,0} = \mathbf{0}$ is always a solution of (6), which is true for any value of θ_1 . This result entails that the matrix of second derivatives has rank equal to $\dim(\theta) - p - k$, and the model is not first-order identified at $\rho_U = \mathbf{0}$. In Part (iii), we show that first-order identification is restored when at least one component of $\rho_{U,0}$ is non-zero. A proof of this Proposition is provided in Appendix A.⁴

Figure 2 illustrates the result of Part (i) of Proposition 2.1. In this example, there are two endogenous regressors, one among the inputs and one among the environmental variables, so that $p = k = 1$, and the true value of $\rho_U = (0.5, 0.5)'$. The solid black lines are the level curves of the log-likelihood as a function of ρ_U , when all other parameters are taken to be known. The red dots designate the points where the log-likelihood function reaches its maximum. We can observe how

⁴A similar identification problem arises in Zero Inefficiency Stochastic Frontier models, see Kumbhakar et al. (2013); Rho and Schmidt (2015).

both $(-0.5, -0.5)'$ and $(0.5, 0.5)'$ are maxima of the log-likelihood function. Moreover, it can be seen from the level curves that, in this case, the log-likelihood also has a local minimum at $\rho_U = (0, 0)'$.

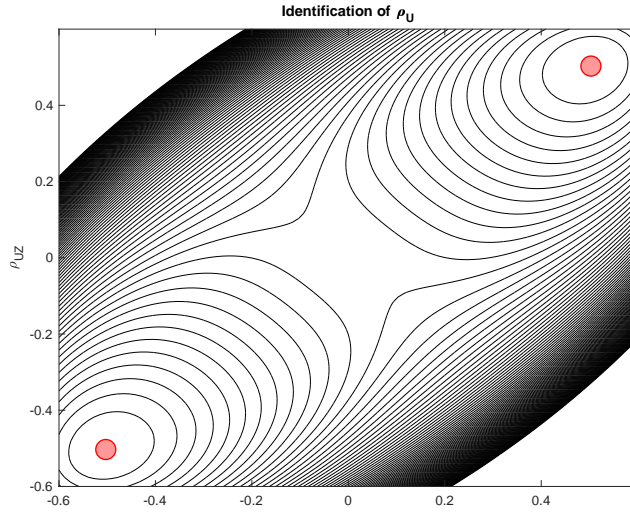


FIGURE 2. Example of lack of identification of the parameter ρ_U .

We deal with the lack of identification of the sign of ρ_U by restricting the support of one of its components, say the first one, ρ_{U1} , to be $[0, 1]$ (Sundberg, 1974a). The sign of all other components is identified relative to this normalization, and provided $\rho_{U1,0}$ is in the interior of $[0, 1]$.⁵ When $\rho_{U1} = 0$, the sign of the other components of ρ_U remains unidentified. We can therefore distinguish two cases. In the first case, there is at least one component of ρ_U which is non-zero. That is, $\rho_{U1,0} > 0$, and all other components are in the interior of $[-1, 1]^{p+k-1}$. In this case, the model is first order identified, and all the components of ρ_U are identified up to a sign normalization (see Proposition 2.1(iii)). In the second case, $\rho_U = \mathbf{0}$, and, because of Proposition 2.1(ii), the model is not first-order identified. We refer interested readers to Section 4, where we informally discuss the choice of ρ_{U1} in practice.

We let $\bar{\Theta}$ to be the parameter's space which embeds the restriction on ρ_{U1} , and we redefine

$$\theta_0 = \arg \max_{\theta \in \bar{\Theta}} E[\ell(\theta)], \quad (7)$$

which exists and is (locally) unique under Assumption 2.4.

While Part (ii) of Proposition 2.1 states that the model is not first-order identified when $\rho_{U,0} = \mathbf{0}$, in the next proposition we show that the model is second-order identified at $\rho_{U,0} = \mathbf{0}$.

Proposition 2.2. *Let Assumption 2.1-2.4 hold, with $\rho_{U,0} = \mathbf{0}$. Then*

$$\nabla_{\rho_U \rho_U'} \ell(\theta_{1,0}, \mathbf{0})$$

⁵An alternative approach would be to construct confidence sets for the identified set following Chen et al. (2018), but we do not pursue it here.

is not identically equal to $\mathbf{0}$, and

$$E\left[\nabla_{\rho_U \rho'_U} \ell(\theta_{1,0}, \mathbf{0})\right] = \mathbf{0}.$$

A proof is provided in Appendix A.

2.2. Estimation and Inference. We consider an iid sample drawn from the joint distribution of (Y, X, Z, W) , that we denote $\{(Y_i, X_i, Z_i, W_i), i = 1, \dots, n\}$, where each observation follows the model in equation (2).

Estimation is straightforward and follows from the specification of the likelihood function derived above. For all $i = 1, \dots, n$, we can write

$$\mathcal{L}_n(\theta) = \prod_{i=1}^n f_{\varepsilon|\eta}(\varepsilon_i|\eta_i; \beta, \delta, \sigma_V^2, \sigma_U^2, \rho_V, \rho_U) f_{\eta}(\eta_i; \gamma, \text{diag}(D_{\eta}), \text{ve}(C_{\eta})), \quad (8)$$

with $\eta_i = (\eta'_{X,i}, \eta'_{Z,i})'$ and

$$\begin{aligned} \varepsilon_i &= Y_i - m(X_i, \beta) \\ \eta_{X_i} &= X_i - W_i \gamma_X \\ \eta_{Z_i} &= Z_i - W_i \gamma_Z. \end{aligned}$$

Letting, $\ell_n(\theta) = \log \mathcal{L}_n(\theta)$ to be the sample log-likelihood function, we have

$$\hat{\theta}_n = \arg \max_{\theta \in \Theta} \ell_n(\theta).$$

In parallel with our identification study, we analyze our estimator's asymptotic properties depending on the true value of the parameter ρ_U .

Upon the additional assumption that $E[\sup_{\theta \in \Theta} |\ell(\theta)|] < \infty$, the log-likelihood function satisfies the required conditions for consistency (see Newey and McFadden, 1994, Theorem 2.5, p. 2131). We thus have that

$$\hat{\theta}_n \xrightarrow{p} \theta_0.$$

Moreover, the log-likelihood function is at least twice continuously differentiable with respect to the parameter θ_0 . When ρ_U is in the interior of $[0, 1] \times [-1, 1]^{p+k-1}$ and Assumption 2.4 holds, standard theory of maximum likelihood estimation applies, and we can claim that

$$\sqrt{n}(\hat{\theta}_n - \theta_0) \xrightarrow{d} N(0, \mathcal{I}_{\theta_0}^{-1}),$$

where \mathcal{I}_{θ_0} is the Fisher's information matrix.

However, the asymptotic distribution and the rate of convergence of our estimator are non-standard when all the components of $\rho_{U,0}$ are equal to 0. In this case, it follows from the result of Proposition 2.1 that we have a singular Hessian matrix, and one of the parameters of interest is at the boundary of the parameter space. This implies that we do not have the standard \sqrt{n} -rate of convergence, and that our estimator is not asymptotically normal (Sundberg, 1974b; Andrews, 1999; Rotnitzky et al., 2000). However, Proposition 2.2 also implies that a reparametrization of

the log-likelihood function allows us to obtain the rate of convergence and asymptotic distribution of our estimator.

Let $\text{vec}(\rho_U \rho'_U)$ be the $(p+k)^2$ vectorization of the matrix $\rho_U \rho'_U$. The following theorem gives the asymptotic properties of our estimator when $\rho_{U,0} = \mathbf{0}$.

Theorem 2.1. *Let Assumptions 2.1-2.4 hold with $\rho_{U,0} = \mathbf{0}$, and $(Z_{\theta_1}, Z_{\rho_U \rho'_U})$ a normal random vector such that $\dim(Z_{\theta_1}) = \dim(\theta_1)$, $\dim(Z_{\rho_U \rho'_U}) = (p+k)^2$, with covariance matrix \mathcal{I}_1^- , where \mathcal{I}_1^- is the pseudo-inverse of*

$$\mathcal{I}_1 = \begin{bmatrix} \mathcal{I}_{\theta_1} & \mathcal{I}_{\theta_1 \rho_U \rho'_U} \\ \mathcal{I}_{\rho_U \rho'_U \theta_1} & \mathcal{I}_{\rho_U \rho'_U} \end{bmatrix}.$$

Define the quadratic function

$$Q_1(\tau) = (\tau - Z_{\rho_U \rho'_U})' \left[\mathcal{I}_{\rho_U \rho'_U} - \mathcal{I}_{\rho_U \rho'_U \theta_1} \mathcal{I}_{\theta_1}^{-1} \mathcal{I}_{\theta_1 \rho_U \rho'_U} \right] (\tau - Z_{\rho_U \rho'_U}),$$

and $\hat{\tau}_{\rho_U \rho'_U}$ such that

$$Q_1(\hat{\tau}_{\rho_U \rho'_U}) = \inf_{\tau \in \mathbb{T}_1} Q_1(\tau),$$

where $\mathbb{T}_1 = \{\tau \in \mathbb{R}^{(p+k)^2} : \tau \geq 0\}$. Then

(i)

$$\sqrt{n} \begin{pmatrix} \hat{\theta}_1 - \theta_{1,0} \\ \text{vech}(\hat{\rho}_U \hat{\rho}'_U) \end{pmatrix} \xrightarrow{d} \begin{pmatrix} Z_{\theta_1} - \mathcal{I}_{\theta_1}^{-1} \mathcal{I}_{\theta_1 \rho_U \rho'_U} \hat{\tau}_{\rho_U \rho'_U} \\ \hat{\tau}_{\rho_U \rho'_U} \end{pmatrix}$$

(ii) $n^{1/4} \hat{\rho}_U = O_P(1)$.

The vector $\hat{\tau}_{\rho_U \rho'_U}$ is the projection of a normal random vector onto \mathbb{T}_1 with respect to the Euclidean norm weighted by the matrix $\mathcal{I}_{\rho_U \rho'_U} - \mathcal{I}_{\rho_U \rho'_U \theta_1} \mathcal{I}_{\theta_1}^{-1} \mathcal{I}_{\theta_1 \rho_U \rho'_U}$ (Chernoff, 1954; Andrews, 1999; Rotnitzky et al., 2000). When ρ_U is a scalar, $\hat{\tau}_{\rho_U \rho'_U} = \max\{Z_{\rho_U \rho'_U}, 0\}$. However, it is more cumbersome to derive the distribution of $\hat{\tau}_{\rho_U \rho'_U}$ in closed form when the dimension of ρ_U is greater than one and when there is dependence between the components of $\text{vec}(\rho_U \rho'_U)$.⁶ The result in Part (ii) is a direct consequence of Part (i). However, it is worth highlighting that our estimator has rates of convergence slower than \sqrt{n} , and may not be asymptotically normal, depending on the true value of the parameter ρ_U . These results have important implications for obtaining standard errors and conducting inference on ρ_U .

To obtain standard errors and confidence intervals, we advocate the use of the subsampling method of Politis and Romano (1994); or the m -out-of- n bootstrap of Andrews (2000). The subsampling method of Politis and Romano (1994) is consistent whenever the estimator has some asymptotic distributions (not necessarily normal) and when the rate of convergence is slower than \sqrt{n} .⁷ Andrews (2000) has shown that the m -out-of- n bootstrap is consistent when the true parameter is at the boundaries but only when the estimator is \sqrt{n} convergent. Provided that $m^2/n = o(1)$,

⁶We show in a Supplementary Appendix that the off-diagonal elements of the $(p+k)^2 \times (p+k)^2$ matrix of fourth derivatives wrt ρ_U are not zero in general.

⁷One potential issue with the subsampling method is that one has to know the rate of convergence of the estimator. In practice, one can test first whether $\rho_U = \mathbf{0}$, and then apply the appropriate rate of convergence. Also, Bertail et al.

the m -out-of- n bootstrap is consistent when rates of convergence are slower than \sqrt{n} (Bertail et al., 1999). We refer interested readers to Andrews and Guggenberger (2010) for a recent study of asymptotic uniformity of subsampling and of the m -out-of- n bootstrap.

Furthermore, one may wish to conduct inference on the parameter ρ_U . In particular, a simple hypothesis to be tested is whether X and Z are independent of the inefficiency term, i.e. $\rho_U = \mathbf{0}$. The trinity of tests is an obvious candidate, but the implementation of these tests is not straightforward because of the non-standard asymptotic properties of the estimator of ρ_U .

Andrews (2001) studies the properties of the trinity of test when some parameters are at the boundary, although the author does not consider the issue of singularity of the Hessian matrix. His theoretical results about the Likelihood Ratio (LR) test can nonetheless be used following Theorem 2.1, provided one can obtain an estimator of the information matrix under $H_0 : \text{vec}(\rho_U \rho_U') = \mathbf{0}$. The critical values from the asymptotic distribution of the LR statistic are obtained by random draws from the vector $(Z_{\theta_1}, Z_{\rho_U \rho_U'})$, and by solving a quadratic programming problem (see Andrews, 1999, 2001).

One important remark is about the Score test. Irrespective of the true value of ρ_U , the Score test has no power around $\rho_U = \mathbf{0}$. This is because, as shown in Proposition 2.1, the score is always identically zero at that point.

We leave a thorough theoretical exploration of the properties of the Trinity of tests in this model for future work, but we explore some of the finite sample properties of the LR test in simulations.

2.3. Technical Efficiency. Our framework is completed by an estimator of technical efficiency, $TE = \exp(-U_i)$, which is obtained from the conditional distribution of U given ε and η .

Let

$$\begin{aligned}\lambda_\star &= \sqrt{1 + \lambda^2(Z)} \\ \sigma_\star &= \frac{\tilde{\sigma}_V \tilde{\sigma}_U(Z)}{\sigma(Z)} \\ \mu_{1\star} &= -(\varepsilon - \sigma_V \rho_V' C_\eta^{-1} D_\eta^{-1} \eta) \frac{\tilde{\sigma}_U^2(Z)}{\sigma^2(Z)} \\ \mu_{2\star} &= g(Z, \delta) \sigma_U \rho_U' C_\eta^{-1} D_\eta^{-1} \eta \frac{\tilde{\sigma}_V^2}{\sigma^2(Z)},\end{aligned}$$

where we have removed the dependence of λ_\star , σ_\star , $\mu_{1\star}$ and $\mu_{2\star}$ on Z for simplicity. By equation (5), we have that the joint density of (ε, η) can be written as

$$\begin{aligned}f_{\varepsilon, \eta}(\varepsilon, \eta) &= \left(\Phi\left(\frac{\mu_{2\star}}{\sigma_\star \lambda_\star}\right) f_{\varepsilon|\eta,1}(\varepsilon|\eta) + \Phi\left(-\frac{\mu_{2\star}}{\sigma_\star \lambda_\star}\right) f_{\varepsilon|\eta,2}(\varepsilon|\eta) \right) f_\eta(\eta) \\ &= \Phi\left(\frac{\mu_{2\star}}{\sigma_\star \lambda_\star}\right) f_{\varepsilon, \eta,1}(\varepsilon, \eta) + \Phi\left(-\frac{\mu_{2\star}}{\sigma_\star \lambda_\star}\right) f_{\varepsilon, \eta,2}(\varepsilon, \eta).\end{aligned}$$

(1999) extend the subsampling method to the case when rates of convergence are unknown. We do not explore it here.

The conditional density of U given ε and η is then equal to

$$f_{U|\varepsilon,\eta}(u|\varepsilon,\eta) = \frac{1}{\sqrt{2\pi}\sigma_*} \left\{ \Phi\left(\frac{\mu_{2*}}{\sigma_*\lambda_*}\right) \frac{f_{\varepsilon,\eta,1}(\varepsilon,\eta)}{f_{\varepsilon,\eta}(\varepsilon,\eta)} \left[\Phi\left(\frac{\mu_{1*} + \mu_{2*}}{\sigma_*}\right) \right]^{-1} \exp\left(-\frac{(u - \mu_{1*} - \mu_{2*})^2}{2\sigma_*^2}\right) \right. \\ \left. + \Phi\left(-\frac{\mu_{2*}}{\sigma_*\lambda_*}\right) \frac{f_{\varepsilon,\eta,2}(\varepsilon,\eta)}{f_{\varepsilon,\eta}(\varepsilon,\eta)} \left[\Phi\left(\frac{\mu_{1*} - \mu_{2*}}{\sigma_*}\right) \right]^{-1} \exp\left(-\frac{(u - \mu_{1*} + \mu_{2*})^2}{2\sigma_*^2}\right) \right\}.$$

When both U_0 and V are independent of η , this conditional density reduces to the one derived in Jondrow et al. (1982).

Hence

$$E[\exp(-U)|\varepsilon,\eta] = \frac{1}{\sqrt{2\pi}\sigma_*} \left\{ \Phi\left(\frac{\mu_{2*}}{\sigma_*\lambda_*}\right) \frac{f_{\varepsilon,\eta,1}(\varepsilon,\eta)}{f_{\varepsilon,\eta}(\varepsilon,\eta)} \left[\Phi\left(\frac{\mu_{1*} + \mu_{2*}}{\sigma_*}\right) \right]^{-1} \int_0^\infty \exp\left(-u - \frac{(u - \mu_{1*} - \mu_{2*})^2}{2\sigma_*^2}\right) du \right. \\ \left. + \Phi\left(-\frac{\mu_{2*}}{\sigma_*\lambda_*}\right) \frac{f_{\varepsilon,\eta,2}(\varepsilon,\eta)}{f_{\varepsilon,\eta}(\varepsilon,\eta)} \left[\Phi\left(\frac{\mu_{1*} - \mu_{2*}}{\sigma_*}\right) \right]^{-1} \int_0^\infty \exp\left(-u - \frac{(u - \mu_{1*} + \mu_{2*})^2}{2\sigma_*^2}\right) du \right\}.$$

By the properties of the cdf of the univariate normal distribution, this expression is shown to be equal to

$$E[\exp(-U)|\varepsilon,\eta] = \Phi\left(\frac{\mu_{2*}}{\sigma_*\lambda_*}\right) \frac{f_{\varepsilon,\eta,1}(\varepsilon,\eta)}{f_{\varepsilon,\eta}(\varepsilon,\eta)} \exp\left(-\mu_{1*} - \mu_{2*} + \frac{\sigma_*^2}{2}\right) \frac{1 - \Phi\left(\frac{-\mu_{1*} + \mu_{2*}}{\sigma_*} + \sigma_*\right)}{\Phi\left(\frac{\mu_{1*} + \mu_{2*}}{\sigma_*}\right)} \\ + \Phi\left(-\frac{\mu_{2*}}{\sigma_*\lambda_*}\right) \frac{f_{\varepsilon,\eta,2}(\varepsilon,\eta)}{f_{\varepsilon,\eta}(\varepsilon,\eta)} \exp\left(-\mu_{1*} + \mu_{2*} + \frac{\sigma_*^2}{2}\right) \frac{1 - \Phi\left(\frac{-\mu_{1*} - \mu_{2*}}{\sigma_*} + \sigma_*\right)}{\Phi\left(\frac{\mu_{1*} - \mu_{2*}}{\sigma_*}\right)}. \quad (9)$$

This formula generalizes Battese and Coelli (1988) formula for technical efficiencies to the endogenous case. Finally, the mean technical efficiency can be obtained as

$$E[\exp(-U)] = E[E[\exp(-U)|\varepsilon,\eta]],$$

by the law of iterated expectations (Lee and Tyler, 1978).

3. SIMULATIONS

We replicate the simulation scheme in Amsler et al. (2017). We consider the following model

$$Y_i = \beta_0 + X_{1i}\beta_1 + X_{2i}\beta_2 + V_i - U_{0i} \exp(Z_{1i}\delta_1 + Z_{2i}\delta_2),$$

with $\beta_0 = \delta_1 = \delta_2 = 0$ and $\beta_1 = \beta_2 = 0.661$, and where the random variables (X_{1i}, Z_{1i}) are taken to be exogenous (i.e. independent of the composite error term), and (X_{2i}, Z_{2i}) are instead endogenous. We consider two instruments (W_{1i}, W_{2i}) , also independent of the error term.

The exogenous variables are generated independently from a normal distribution with means equal to 0 and variances equal to 1. These variables are equicorrelated, with correlation parameter equal to 0.5.

We generate the triplet (V, η_X, η_Z) from the following normal distribution

$$\begin{pmatrix} V_i \\ \eta_{X,i} \\ \eta_{Z,i} \end{pmatrix} \sim N \left(\begin{bmatrix} 0 \\ 0 \\ 0 \end{bmatrix}, \begin{bmatrix} 1 & \rho'_V \\ \rho_V & \Sigma_\eta \end{bmatrix} \right),$$

with $\rho_V = (0.5, 0.5)'$,

$$\Sigma_\eta = C_\eta = \begin{bmatrix} 1 & \rho_{\eta,12} \\ \rho_{\eta,12} & 1 \end{bmatrix} = \begin{bmatrix} 1 & 0.5 \\ 0.5 & 1 \end{bmatrix},$$

and

$$\begin{aligned} X_{2i} &= \gamma (X_{1i} + Z_{1i} + W_{1i} + W_{2i}) + \eta_{X,i} \\ Z_{2i} &= \gamma (X_{1i} + Z_{1i} + W_{1i} + W_{2i}) + \eta_{Z,i}, \end{aligned}$$

with $\gamma = 0.316$.

We finally generate

$$U_0^* \sim N(\sigma_U \rho'_U C_\eta^{-1} \eta, \sigma_U^2 (1 - \rho'_U C_\eta^{-1} \rho_U)),$$

with the stochastic inefficiency term given by $U_0 = |U_0^*|$.

We consider two simulation schemes that differ because of the value of the parameter ρ_U . In *Setting 1*, we take U_0 to be independent of η (the same setting as in Amsler et al., 2017). In *Setting 2*, we take $\rho_U = (0.5, 0.5)'$. In both settings, we impose that the first component of ρ_U belongs to $[0, 1]$. We take increasing sample sizes $n = \{250, 500, 1000\}$, and run 1000 replications for each scenario.

Our estimation procedure is based on the maximization of the full likelihood in equation (8).

There are two main issues for practical implementation of these models. First, the parameter space is often very large. To reduce the dimensionality of the optimization problem, one can first estimate the vector of parameters $(\gamma, \text{diag}(D_\eta), \text{ve}(C_\eta))$ by OLS. Given $(\gamma, \text{diag}(D_\eta), \text{ve}(C_\eta))$, one can then maximize the full likelihood with respect to the other parameters.

Moreover, the starting values for the remaining parameters need to be appropriately chosen, especially in nonlinear, high dimensional optimization problems like ours. To this end, we use the method of moments. We can write

$$E[Y_i | X_i, Z_i, \eta_i] = \beta_0 + X_{1i} \beta_1 + X_{2i} \beta_2 + E[V_i | \eta_i] - E[U_{0i} | \eta_i] \exp(Z_{1i} \delta_1 + Z_{2i} \delta_2),$$

using the assumption that (U_0, V) is independent of (X_2, Z_2) given η , with

$$\begin{aligned} E[V_i | \eta_i] &= \sigma_V \rho'_V C_\eta^{-1} D_\eta^{-1} \eta_i \\ E[U_{0i} | \eta_i] &= 2\sigma_U \sqrt{1 - \rho'_U C_\eta^{-1} \rho_U} \phi \left(\frac{\rho'_U C_\eta^{-1} D_\eta^{-1} \eta_i}{\sqrt{1 - \rho'_U C_\eta^{-1} \rho_U}} \right) \\ &\quad + \left(2\Phi \left(\frac{\rho'_U C_\eta^{-1} D_\eta^{-1} \eta_i}{\sqrt{1 - \rho'_U C_\eta^{-1} \rho_U}} \right) - 1 \right) \sigma_U \rho'_U C_\eta^{-1} D_\eta^{-1} \eta_i. \end{aligned}$$

We report both the average standard errors obtained by evaluating numerically the Hessian matrix of the full likelihood (Av. SE), the coverage of Wald-type confidence intervals (CI), and the coverage of confidence intervals obtained by the random subsampling method of Politis and Romano (1994) (CI*). The nominal size for both is equal to 95%. The size of each subsample, b , should be selected in such a way that $b \rightarrow \infty$ and $b/n = o(1)$. We use $b = \lfloor n^{0.95}/\log(n) \rfloor$, where $\lfloor \cdot \rfloor$ denotes the integer part of a number. Choosing the size of each subsample in a data-driven way is still an open question and we do not explore it here (see Politis et al., 1999). Based on our theoretical results, we expect that the inversion of the Hessian matrix is not going to provide reliable estimates of the standard errors in *Setting 1*.

Tables 1 and 2 below contain the results of these simulations. Table 1 should be compared with Table 4, p. 138 of Amsler et al. (2017). The mean and the standard deviation for most of the parameters are comparable with theirs. However, we achieve much better precision in estimating the variance of the inefficiency term, which, as indicated by Amsler et al. (2017), is estimated imprecisely using the copula method. Both the bias and the variance decrease as the sample size n increases, which ought to be expected from our MLE. The average standard errors computed using the inverse of the numerical Hessian are generally larger than the sampling standard deviation. However, Wald-type confidence intervals have good coverage, with the exception of those for the dependent parameter ρ_U whose coverage is well below the nominal one. Subsampling confidence intervals have good coverage for the parameters of the stochastic frontier model. However, they undercover the first stage parameters, especially the variances of the control functions.

TRUE	$N = 250$					$N = 500$					$N = 1000$					
	Mean	Std. Dev.	Av. SE	CI	CI*	Mean	Std. Dev.	Av. SE	CI	CI*	Mean	Std. Dev.	Av. SE	CI	CI*	
β_0	0.000	-0.151	0.420	0.253	0.828	0.857	-0.067	0.288	0.162	0.886	0.925	-0.022	0.149	0.093	0.923	0.953
β_1	0.661	0.666	0.148	0.264	0.931	0.974	0.659	0.102	0.158	0.928	0.977	0.665	0.074	0.074	0.909	0.949
β_2	0.661	0.654	0.174	0.292	0.911	0.976	0.661	0.115	0.142	0.930	0.982	0.657	0.080	0.084	0.924	0.974
δ_1	0.000	0.027	0.426	0.606	0.904	0.945	0.018	0.265	1.462	0.936	0.977	0.004	0.131	0.051	0.948	0.994
δ_2	0.000	-0.004	0.275	0.420	0.943	0.957	-0.019	0.191	1.074	0.945	0.973	-0.007	0.080	0.039	0.956	0.992
σ_U^2	2.752	2.404	1.115	0.629	0.870	0.828	2.590	0.752	0.532	0.920	0.924	2.692	0.420	0.361	0.941	0.954
σ_V^2	1.000	1.114	0.418	0.406	0.801	0.827	1.052	0.267	0.239	0.872	0.908	1.020	0.164	0.139	0.884	0.935
ρ_{U,η_X}	0.000	0.149	0.222	0.496	0.786	0.854	0.113	0.160	0.293	0.793	0.949	0.100	0.100	0.155	0.754	0.993
ρ_{U,η_Z}	0.000	0.059	0.259	0.563	0.812	0.972	0.066	0.189	0.420	0.810	0.986	0.047	0.144	0.150	0.785	0.992
ρ_{V,η_X}	0.500	0.484	0.157	0.217	0.869	0.930	0.489	0.109	0.209	0.870	0.950	0.499	0.072	0.074	0.906	0.958
ρ_{V,η_Z}	0.500	0.489	0.112	0.118	0.856	0.931	0.493	0.081	0.130	0.891	0.949	0.497	0.050	0.051	0.924	0.965
$\gamma_{x,0}$	0.000	-0.001	0.065	0.083	0.933	0.923	-0.001	0.044	0.077	0.944	0.927	0.001	0.031	0.032	0.949	0.933
$\gamma_{x,1}$	0.316	0.314	0.081	0.140	0.940	0.943	0.317	0.056	0.113	0.942	0.938	0.318	0.040	0.041	0.938	0.939
$\gamma_{x,2}$	0.316	0.323	0.079	0.125	0.939	0.960	0.316	0.055	0.069	0.944	0.946	0.317	0.038	0.040	0.951	0.939
$\gamma_{x,3}$	0.316	0.313	0.078	0.105	0.942	0.949	0.318	0.053	0.075	0.949	0.961	0.318	0.039	0.040	0.943	0.944
$\gamma_{x,4}$	0.316	0.313	0.078	0.115	0.939	0.950	0.316	0.052	0.108	0.957	0.962	0.314	0.037	0.040	0.955	0.945
$\gamma_{z,0}$	0.000	-0.001	0.065	0.085	0.941	0.926	-0.001	0.045	0.049	0.949	0.922	0.002	0.032	0.033	0.941	0.922
$\gamma_{z,1}$	0.316	0.315	0.080	0.102	0.951	0.936	0.316	0.056	0.068	0.954	0.938	0.316	0.039	0.041	0.947	0.936
$\gamma_{z,2}$	0.316	0.319	0.077	0.102	0.950	0.952	0.316	0.054	0.101	0.948	0.932	0.318	0.037	0.040	0.961	0.938
$\gamma_{z,3}$	0.316	0.314	0.076	0.103	0.948	0.951	0.317	0.052	0.104	0.955	0.954	0.318	0.037	0.040	0.961	0.941
$\gamma_{z,4}$	0.316	0.317	0.075	0.101	0.952	0.951	0.317	0.053	0.089	0.954	0.937	0.314	0.036	0.040	0.952	0.941
$\sigma_{\eta_X}^2$	1.000	0.977	0.091	0.125	0.903	0.867	0.992	0.063	0.179	0.930	0.909	0.995	0.043	0.044	0.942	0.934
$\sigma_{\eta_Z}^2$	1.000	0.983	0.091	0.129	0.916	0.895	0.993	0.062	0.163	0.935	0.913	0.997	0.045	0.045	0.936	0.929
$\rho_{\eta_X\eta_Z}$	0.500	0.498	0.050	0.079	0.923	0.937	0.502	0.034	0.093	0.930	0.940	0.500	0.024	0.023	0.942	0.937

TABLE 1. *Simulation results for Setting 1*

Results in *Setting 2* are comparable to the results obtained above. It is worth noticing that, in line with our theory, standard errors are now estimated more precisely using the inverse of the

Hessian matrix, and the coverage of Wald-type confidence intervals is much closer to the nominal one, for all parameters of the model. Subsampling confidence intervals perform similarly as above.

	TRUE	N = 250					N = 500					N = 1000				
		Mean	Std. Dev.	Av. SE	CI	CI*	Mean	Std. Dev.	Av. SE	CI	CI*	Mean	Std. Dev.	Av. SE	CI	CI*
β_0	0.000	-0.146	0.362	0.204	0.815	0.833	-0.039	0.196	0.162	0.885	0.937	-0.011	0.105	0.089	0.916	0.952
β_1	0.661	0.666	0.143	0.184	0.929	0.970	0.661	0.105	0.139	0.909	0.961	0.666	0.069	0.071	0.931	0.959
β_2	0.661	0.652	0.175	0.198	0.895	0.969	0.660	0.115	0.137	0.915	0.978	0.657	0.077	0.080	0.912	0.965
δ_1	0.000	0.012	0.237	0.275	0.905	0.973	-0.001	0.071	0.124	0.950	0.999	-0.000	0.040	0.041	0.941	0.995
δ_2	0.000	-0.012	0.206	0.118	0.895	0.972	-0.001	0.066	0.067	0.935	0.997	-0.001	0.030	0.030	0.946	0.998
σ_U^2	2.752	2.353	1.072	0.628	0.831	0.834	2.634	0.633	0.516	0.902	0.940	2.713	0.365	0.348	0.932	0.961
σ_V^2	1.000	1.139	0.395	0.331	0.788	0.818	1.035	0.244	0.232	0.855	0.921	1.007	0.151	0.134	0.881	0.939
ρ_{U,η_X}	0.500	0.543	0.156	0.304	0.835	0.896	0.509	0.085	0.092	0.915	0.959	0.504	0.050	0.045	0.935	0.971
ρ_{U,η_Z}	0.500	0.518	0.170	0.212	0.854	0.954	0.507	0.082	0.080	0.926	0.987	0.501	0.049	0.045	0.929	0.994
ρ_{V,η_X}	0.500	0.478	0.163	0.179	0.845	0.907	0.490	0.107	0.098	0.880	0.945	0.500	0.071	0.072	0.912	0.961
ρ_{V,η_Z}	0.500	0.480	0.129	0.135	0.857	0.910	0.497	0.082	0.073	0.901	0.958	0.497	0.052	0.052	0.924	0.965
$\gamma_{x,0}$	0.000	-0.000	0.065	0.070	0.931	0.936	-0.002	0.043	0.051	0.944	0.928	0.001	0.031	0.032	0.947	0.927
$\gamma_{x,1}$	0.316	0.314	0.077	0.089	0.943	0.957	0.318	0.055	0.061	0.948	0.941	0.319	0.038	0.039	0.934	0.932
$\gamma_{x,2}$	0.316	0.323	0.077	0.082	0.944	0.958	0.315	0.052	0.059	0.940	0.943	0.316	0.037	0.038	0.951	0.942
$\gamma_{x,3}$	0.316	0.314	0.076	0.083	0.940	0.962	0.320	0.052	0.066	0.948	0.952	0.317	0.038	0.038	0.944	0.939
$\gamma_{x,4}$	0.316	0.314	0.074	0.089	0.947	0.953	0.315	0.051	0.058	0.950	0.957	0.315	0.037	0.037	0.937	0.946
$\gamma_{z,0}$	0.000	0.000	0.064	0.068	0.939	0.940	-0.001	0.045	0.055	0.950	0.933	0.002	0.032	0.032	0.944	0.921
$\gamma_{z,1}$	0.316	0.315	0.077	0.091	0.952	0.951	0.317	0.055	0.060	0.952	0.936	0.317	0.037	0.039	0.956	0.932
$\gamma_{z,2}$	0.316	0.319	0.076	0.098	0.944	0.962	0.315	0.052	0.057	0.953	0.936	0.317	0.036	0.038	0.955	0.937
$\gamma_{z,3}$	0.316	0.315	0.075	0.091	0.938	0.957	0.318	0.051	0.073	0.959	0.958	0.318	0.037	0.038	0.952	0.943
$\gamma_{z,4}$	0.316	0.318	0.071	0.088	0.957	0.960	0.316	0.053	0.061	0.948	0.939	0.314	0.036	0.038	0.950	0.942
$\sigma_{\eta_X}^2$	1.000	0.978	0.092	0.090	0.900	0.878	0.993	0.063	0.080	0.927	0.902	0.996	0.043	0.044	0.935	0.914
$\sigma_{\eta_Z}^2$	1.000	0.984	0.091	0.099	0.907	0.895	0.993	0.062	0.065	0.933	0.899	0.997	0.045	0.044	0.930	0.907
$\rho_{\eta_X\eta_Z}$	0.500	0.498	0.050	0.054	0.907	0.935	0.502	0.034	0.040	0.923	0.932	0.501	0.024	0.023	0.937	0.928

TABLE 2. *Simulation Results Setting 2*

Finally, we discuss some simulation evidence about the LR test in this setting. For both simulation schemes, we test the composite nulls that $\rho_U = \mathbf{0}$ and $\rho_U = (0.5, 0.5)'$, respectively. When testing for $\rho_U = \mathbf{0}$, the critical values are approximated by simulations, whereas for $\rho_U = (0.5, 0.5)'$, the critical values are obtained from a χ_2^2 . To obtain the critical values in the former case, we first numerically approximate of the score vector at $\hat{\theta}_{1,n}$ at each sample point. We then stack to it the closed-form expression of the (vectorized) Hessian matrix for ρ_U , which is relatively straightforward to estimate. Its expression is given in the proof of Proposition 2.2. Finally, we compute the sample information matrix by taking the inner product of the augmented score matrix. Using the generalized inverse of the information matrix, we simulate 10000 values from the distribution of $(Z_{\theta_1}, Z_{\rho_U \rho_U'})$, and we obtain an estimator of $\hat{\tau}_{\rho_U \rho_U'}$ by a weighted projection of the realizations of $Z_{\rho_U \rho_U'}$ into the positive orthant. This last step is performed through quadratic programming, as explained in Andrews (1999, 2001).

Table 3 contains the size of the LR test. The nominal sizes are $\{10\%, 5\%, 1\%\}$, respectively. The columns indicate the true value of ρ_U used in the simulation exercise and the null hypothesis of the test. For $\rho_U = \mathbf{0}$, the test has size close to the nominal one, although it tends to be slightly conservative. When $\rho_U = (0.5, 0.5)'$, the LR test tends to have the opposite behavior as sizes are slightly larger than the nominal ones.

In Table 4, we instead report the power properties of the LR test. The columns indicate the true value of ρ_U used in the simulation exercise and the null hypothesis of the test. In general, the test has good power, and the power improves substantially as the sample size increases.

	$\rho_U = \mathbf{0}, H_0 : \rho_U = \mathbf{0}$			$\rho_U = (0.5, 0.5)', H_0 : \rho_U = (0.5, 0.5)'$		
	250	500	1000	250	500	1000
0.1	0.002	0.075	0.075	0.131	0.111	0.115
0.05	0.001	0.047	0.037	0.069	0.067	0.066
0.01	0.001	0.020	0.008	0.014	0.017	0.015

TABLE 3. *Size of the Likelihood Ratio test*

	$\rho_U = \mathbf{0}, H_0 : \rho_U = (0.5, 0.5)'$			$\rho_U = (0.5, 0.5)', H_0 : \rho_U = \mathbf{0}$		
	250	500	1000	250	500	1000
0.1	0.000	0.940	0.991	0.937	0.998	1.000
0.05	0.000	0.917	0.990	0.888	0.995	1.000
0.01	0.000	0.839	0.989	0.763	0.986	1.000

TABLE 4. *Power of the Likelihood Ratio test*

Finally, we report summary statistics for our estimators of technical efficiencies using the Battese-Coelli formula provided in equation 9. To give a reference point to the reader, in both simulation schemes the marginal distribution of U is a half-normal distribution with scale parameter equal to $\sigma_U^2 = 2.7519$. Therefore, the true mean technical efficiency is equal to

$$E[\exp(-U)] = 2 \exp\left(\frac{\sigma_U^2}{2}\right) \Phi(-\sigma_U) = 0.3846.$$

Our estimator gives a plausible interval for the values of technical efficiencies. The mean technical efficiency also approaches its true value as the sample size increases.

	$N = 250$		$N = 500$		$N = 1000$	
	$\rho_U = \mathbf{0}$	$\rho_U = (0.5, 0.5)'$	$\rho_U = \mathbf{0}$	$\rho_U = (0.5, 0.5)'$	$\rho_U = \mathbf{0}$	$\rho_U = (0.5, 0.5)'$
Min.	0.000	0.000	0.000	0.000	0.000	0.000
1st Qu.	0.227	0.244	0.232	0.241	0.230	0.238
Median	0.419	0.430	0.408	0.415	0.399	0.408
Mean	0.411	0.419	0.399	0.401	0.389	0.396
3rd Qu.	0.581	0.586	0.560	0.561	0.548	0.554
Max.	1.000	1.000	1.000	1.000	1.000	0.992

TABLE 5. *Summary measures for the estimator of technical efficiency*

4. EMPIRICAL APPLICATION

In this section, we consider an application using data on the agricultural sector in Nepal. The dataset consists of a cross-section of 600 vegetable-cultivating farmers for the crop year 2015. The database is sourced from the International Food Policy Research Institute and the Seed Entrepreneurs' Association of Nepal (2018). For more detail on the data, see Spielman et al. (2017). The *Output* variable is total vegetable production measured in rupees. *Land* is measured as the total area cultivated in square feet. *Labor* is the sum of hours worked by hired laborers and the hours worked by household members. *Fertilizers* are the sum of organic and inorganic fertilizers, both measured in kilograms. *Seeds* are measured as the sum of hybrid and pollinated seeds in grams. As environmental variables we consider *Education*, as the proportion of household members

with higher education or professional degree; *Experience*, which is the number of years the farmer has been growing vegetables; and an indicator of risk diversification, *Risk Div*, which is constructed as an Ogive index of relative economic diversification (Wasylenko and Erickson, 1978). It is defined as

$$Risk\ Div = \sum_{i=1}^{N_C} \frac{(s_i - \bar{s}_i)^2}{\bar{s}_i},$$

where s_i is the proportion of land devoted by the farmer to crop i , \bar{s}_i is the average sample proportion of land devoted to crop i , and N_C is the total number of crops cultivated by each farmer. A higher value of the *Risk Div* index implies lower risk diversification. After removing missing values, we obtain a final sample of 497 observations. Summary statistics of the variables used in the analysis are provided in Appendix B.

The model we estimate is the following

$$Y = X\beta + V - U_0 \exp(Z\delta),$$

where

$$Y = \{\log(\text{Output})\},$$

$$X = \{\text{Intercept}, \log(\text{Land}), \log(\text{Labor}), \log(\text{Fertilizers}), \log(\text{Seeds})\},$$

$$Z = \{\text{Education}, \text{Experience}, \log(\text{Risk Div})\}.$$

We allow for endogeneity of three inputs (*Labor*, *Fertilizers*, and *Seeds*) and one environmental variable (*Risk Div*). As instruments, we use a dummy for whether the farmer has suffered any natural shocks in the two years prior to the survey (*Natural Shocks*); the average years of experience of nearby farmers, as a measure of spillover effects (*Peers Experience*), and its square; three variables measuring the proportion of seeds that are owned by the farmer (*Own Supplier*), obtained through formal channels such as an input retailer, a private seed company or representative, a government extension service or a research institute (*Formal Supplier*), or informal channels such as a family member, a farmer's cooperative, gifted from a nearby farmer, friend or farmer from other villages, or landlord (*Informal Supplier*); and interaction terms between these variables.⁸

In this application, we normalize the dependence parameter between *Fertilizers* and U_0 , $\rho_{U, \eta_{Fertilizer}}$, to be positive. The motivation for this choice is that the use of *Fertilizers* for production may be related to soil quality, unobserved by the econometrician and which ultimately influences the efficiency of the producer. We have run some robustness checks and our results are not sensitive to the choice of normalization.

⁸We have checked for weak instruments using the Cragg–Donald statistic, CG_n (see Cragg and Donald, 1993; Stock and Yogo, 2005). We obtain a value of $CG_n = 4.891$. Our instruments appear to be sufficiently strong based on the critical values reported in Table 5.4 of Stock and Yogo (2005), with 2 endogenous variables, 10 instruments and a maximum size distortion between 10% and 15%. This conclusion is speculative, as we do not know what the distribution of our estimator is under weak-instrument asymptotic. We have also computed the value of the Cragg–Donald statistic in our simulation study with two instruments and two endogenous variables and $N = 500$. The 95 percentile of the test statistic is equal to 1.919, which seems to support our conclusion.

	Exogeneity			Endogeneity, $\rho_U = \mathbf{0}$			Endogeneity		
	Estimate	95% CI		Estimate	95% CI		Estimate	95% CI	
β_0	8.0440	[4.0438	9.4146]	6.2405	[-0.0110	8.9503]	6.4094	[4.3764	8.3598]
β_{Land}	0.1721	[0.0606	0.4524]	-0.1116	[-0.3935	0.4632]	-0.0988	[-0.2155	0.1780]
β_{Labor}	0.1423	[0.0056	0.2529]	0.2593	[-0.5882	0.8927]	0.2966	[0.0149	0.5558]
$\beta_{Fertilizer}$	0.0940	[0.0387	0.3141]	0.4201	[0.1015	0.9596]	0.3914	[0.1453	0.5640]
β_{Seeds}	0.1171	[0.0323	0.2388]	0.4913	[0.1785	0.8723]	0.4608	[0.2202	0.6008]
$\delta_{Education}$	0.1726	[-34.3189	1.3928]	-0.9533	[-8.6051	5.6725]	-0.7039	[-2.3566	1.0696]
$\delta_{Experience}$	-0.2986	[-4.7863	5.2293]	2.8778	[-1.2931	6.3602]	2.2386	[0.1417	3.0539]
δ_{Risk}	-0.4340	[-1.1017	4.0653]	-0.1069	[-0.9274	0.8136]	-0.0988	[-0.2125	0.3224]
$\rho_{U,\eta_{Labor}}$							-0.1375	[-0.5201	0.4231]
$\rho_{U,\eta_{Fertilizer}}$							0.4493	[0.1963	0.6873]
$\rho_{U,\eta_{Seeds}}$							-0.3383	[-0.4938	0.3606]
$\rho_{U,\eta_{Risk}}$							0.1604	[-0.4605	0.4941]
$\rho_{V,\eta_{Labor}}$				-0.3045	[-0.5124	0.0655]	-0.3350	[-0.5150	-0.0594]
$\rho_{V,\eta_{Fertilizer}}$				-0.4445	[-0.5898	-0.0500]	-0.4127	[-0.5703	0.0035]
$\rho_{V,\eta_{Seeds}}$				-0.5282	[-0.6572	-0.2132]	-0.5272	[-0.6392	-0.2661]
$\rho_{V,\eta_{Risk}}$				0.1121	[-0.0619	0.2489]	0.1140	[-0.0335	0.2668]
σ_U^2	0.0100	[0.0069	1.5672]	0.0347	[0.0237	1.5798]	0.0811	[0.0554	1.6315]
σ_V^2	1.0105	[0.6900	4.3150]	1.6148	[1.1026	4.7276]	1.4830	[1.0126	2.0437]

TABLE 6. *Estimates of the production function parameters for farmers in Nepal.*

Table 6 reports the estimated coefficients and the 95% confidence intervals for our empirical example. The confidence intervals are obtained using 496 subsamples of size $b = 50$.

The left panel shows the estimation results assuming exogeneity. All the estimated coefficients for inputs are positive and significant, although generally small in magnitude, being *Labor* and *Land*, the inputs with the largest estimated effect. None of the environmental variables appears to have a significant effect on inefficiency. The exogenous model detects very little inefficiency, and the parameter δ is estimated imprecisely, as it can be noticed by the length of the confidence intervals.

In the center panel, we report the estimation results controlling for endogeneity but restricting $\rho_U = \mathbf{0}$, i.e., imposing independence between the endogenous variables and the inefficiency term. As it is usually the case in instrumental variable models, confidence intervals are wider than in the model assuming exogeneity. However, controlling for endogeneity substantially changes the conclusions obtained from this empirical example, regarding the effect of inputs, but especially the effect of the inefficiency determinants. We find that most of the estimated coefficients for the inputs are positive but significant only for *Fertilizers* and *Seeds*. Regarding the environmental variables, the estimated coefficient of *Risk Div* is negative, which means that farmers cultivating fewer crops (i.e., with lower risk diversification) are more efficient, possibly due to higher specialization levels. However, the effect is not significant at the 5% level. The correlation between the two-sided error term and the endogenous variables is negative and significant, except for *Risk Div*.

The right panel shows the results controlling for endogeneity without restricting the dependence between the endogenous variables and the inefficiency term. The estimated coefficients are quite similar to those when we impose that $\rho_U = 0$, except for *Experience* whose coefficient is positive and significant in the third model. This result may be due to more experienced, i.e. older, farmers being more conservative, and therefore, less willing to implement new practices that could improve

their efficiency (Coelli and Battese, 1996). The 95% confidence intervals are much narrower than those for the restricted estimator and indicate that only the choice of *Fertilizers* may be related to the producer’s inefficiency level. We test for the absence of dependence between the endogenous variables and the inefficiency term being equal to 0 using the LR test, as explained in the simulation study. The value of the test statistic is equal to 6.77, and we obtain a 95% critical value equal to 11.41. Hence, we cannot reject the null that $\rho_U = \mathbf{0}$.

We also test the null that $\sigma_U^2 = 0$ in the three models. Under the null, ρ_U and δ are nuisance parameters. As we do not know the asymptotic distribution of the LR test statistics in this case and we are testing a parameter at the boundary, critical values are obtained from an equal mixture of a mass point at 0 and a χ^2 -distribution with 1 degree of freedom (Lee, 1993; Andrews, 2001; Ketz, 2018). In both the exogenous and the endogenous model, we reject the null of no inefficiency at the 1% level. The value of the LR statistic is 4.66 for the exogenous model, and 79.46 for the endogenous model, with a critical value equal to 3.82.

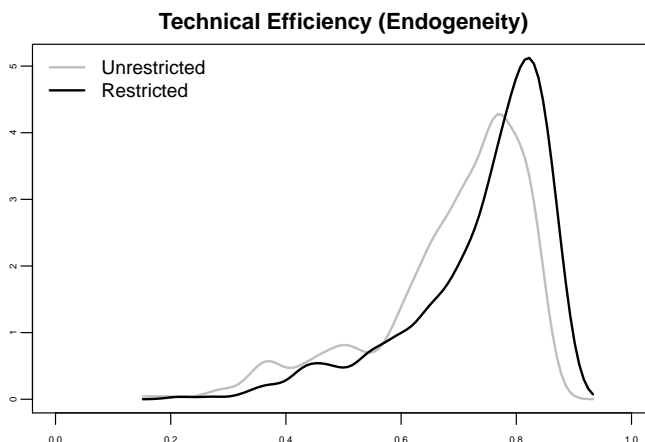


FIGURE 3. Estimation of technical efficiency.

Finally, Figure 3 reports the kernel density estimator of technical efficiency for the endogenous models. The density of the efficiency scores is similar in both models, which is an expected result given that we cannot reject the null that ρ_U is equal to 0.

5. CONCLUSIONS

We propose and study an estimator of stochastic frontier models when both the production inputs and the environmental variables are correlated with the two-sided stochastic error term and the one-sided stochastic inefficiency term. Our identification and estimation strategy is based on control functions that fully capture the dependence between regressors and unobservables. While the joint density of the two-sided stochastic error term and the control function is modeled as a normal distribution, one of the main challenges for direct maximum likelihood estimation is to write the joint density of the stochastic inefficiency term and the control function in closed form. To

circumvent this issue, Amsler et al. (2017) use copula functions to model the dependence between observables and unobservables components of the model, and employ a simulated maximum likelihood procedure to obtain the parameter's estimate. This estimator may not be easy to implement and may be computationally slow. Moreover, instrumental variable methods lead to lower precision in the estimate and simulated methods can increase this lack of precision even further.

In this work, we provide a simple maximum likelihood estimator that aims at avoiding these potential pitfalls. Our main assumption is that the conditional distribution of the stochastic inefficiency term given the control functions is a folded normal distribution. This distribution reduces to the half-normal when there is no endogeneity. This makes our model a straightforward extension of the normal-half-normal model to include endogenous regressors. We shed light on some new identification issues, and we provide some theoretical results on estimation and inference. Our estimator is easy and fast to implement, and enjoys good finite sample properties.

Additional research on the properties of the trinity of tests and on testing the distributional assumptions on the error term is needed. Moreover, extensions of our model to panel data with time-varying endogeneity and true fixed effects could be of interest.

REFERENCES

- Aigner, D., Lovell, C. and Schmidt, P. (1977), 'Formulation and estimation of stochastic frontier production function models', *Journal of Econometrics* **6**(1), 21 – 37.
- Alvarez, A., Amsler, C., Orea, L. and Schmidt, P. (2006), 'Interpreting and Testing the Scaling Property in Models where Inefficiency Depends on Firm Characteristics', *Journal of Productivity Analysis* **25**(3), 201–212.
- Amsler, C., Prokhorov, A. and Schmidt, P. (2016), 'Endogeneity in stochastic frontier models', *Journal of Econometrics* **190**(2), 280 – 288.
- Amsler, C., Prokhorov, A. and Schmidt, P. (2017), 'Endogenous environmental variables in stochastic frontier models', *Journal of Econometrics* **199**(2), 131 – 140.
- Andrews, D. W. and Guggenberger, P. (2010), 'Asymptotic size and a problem with subsampling and with the m out of n bootstrap', *Econometric Theory* **26**(2), 426–468.
- Andrews, D. W. K. (1999), 'Estimation when a parameter is on a boundary', *Econometrica* **67**(6), 1341–1383.
- Andrews, D. W. K. (2000), 'Inconsistency of the Bootstrap When a Parameter is on the Boundary of the Parameter Space', *Econometrica* **68**(2), 399–405.
- Andrews, D. W. K. (2001), 'Testing when a parameter is on the boundary of the maintained hypothesis', *Econometrica* **69**(3), 683–734.
- Azzalini, A. (2013), *The Skew-Normal and Related Families*, Institute of Mathematical Statistics Monographs, Cambridge University Press.
- Battese, G. E. and Coelli, T. J. (1988), 'Prediction of firm-level technical efficiencies with a generalized frontier production function and panel data', *Journal of Econometrics* **38**(3), 387 – 399.

- Bertail, P., Politis, D. N. and Romano, J. P. (1999), ‘On Subsampling Estimators with Unknown Rate of Convergence’, *Journal of the American Statistical Association* **94**(446), 569–579.
- Cazals, C., Fève, F., Florens, J.-P. and Simar, L. (2016), ‘Nonparametric instrumental variables estimation for efficiency frontier’, *Journal of Econometrics* **190**(2), 349 – 359. Endogeneity Problems in Econometrics.
- Chen, X., Christensen, T. M. and Tamer, E. (2018), ‘Monte Carlo Confidence Sets for Identified Sets’, *Econometrica* **86**(6), 1965–2018.
- Chernoff, H. (1954), ‘On the distribution of the likelihood ratio’, *Ann. Math. Statist.* **25**(3), 573–578.
- Coelli, T. J. and Battese, G. E. (1996), ‘Identification of factors which influence the Technical Inefficiency of Indian farmers’, *Australian Journal of Agricultural Economics* **40**(2), 103–128.
- Cragg, J. G. and Donald, S. G. (1993), ‘Testing identifiability and specification in instrumental variable models’, *Econometric Theory* **9**(2), 222–240.
- Gourieroux, C. and Monfort, A. (1995), *Statistics and Econometric Models*, number v. 1 in ‘Statistics and Econometric Models 2 volume set’, Cambridge University Press.
- Gouriéroux, C. and Monfort, A. (1997), *Simulation-based Econometric Methods*, OUP/CORE Lecture Series, Oxford University Press.
- Horrace, W. C. (2005), ‘Some results on the multivariate truncated normal distribution’, *Journal of Multivariate Analysis* **94**(1), 209 – 221.
- IFPRI and SEAN (2018), ‘Nepal Vegetable Seed Study: Household Survey’.
URL: <https://doi.org/10.7910/DVN/9BRU7N>
- Imbens, G. W. and Newey, W. K. (2009), ‘Identification and Estimation of Triangular Simultaneous Equations Models Without Additivity’, *Econometrica* **77**(5), 1481–1512.
- Jondrow, J., Lovell, C. K., Materov, I. S. and Schmidt, P. (1982), ‘On the estimation of technical inefficiency in the stochastic frontier production function model’, *Journal of Econometrics* **19**(2), 233 – 238.
- Karakaplan, M. U. and Kutlu, L. (2017), ‘Handling Endogeneity in Stochastic Frontier Analysis’, *Economics Bulletin* **37**(2).
- Ketz, P. (2018), ‘Subvector inference when the true parameter vector may be near or at the boundary’, *Journal of Econometrics* **207**(2), 285 – 306.
- Kumbhakar, S. C., Parmeter, C. F. and Tsionas, E. G. (2013), ‘A zero inefficiency stochastic frontier model’, *Journal of Econometrics* **172**(1), 66 – 76.
- Kumbhakar, S. C., Parmeter, C. F. and Zelenyuk, V. (2020a), *Stochastic Frontier Analysis: Foundations and Advances I*, Springer Singapore, Singapore, pp. 1–40.
- Kumbhakar, S. C., Parmeter, C. F. and Zelenyuk, V. (2020b), *Stochastic Frontier Analysis: Foundations and Advances II*, Springer Singapore, Singapore, pp. 1–38.
- Kumbhakar, S. and Lovell, C. (2003), *Stochastic Frontier Analysis*, Stochastic Frontier Analysis, Cambridge University Press.

- Kutlu, L. (2010), ‘Battese-coelli estimator with endogenous regressors’, *Economics Letters* **109**(2), 79 – 81.
- Lai, H. and Kumbhakar, S. C. (2018), ‘Endogeneity in panel data stochastic frontier model with determinants of persistent and transient inefficiency’, *Economics Letters* **162**, 5 – 9.
- Lee, L.-F. (1993), ‘Asymptotic Distribution of the Maximum Likelihood Estimator for a Stochastic Frontier Function Model with a Singular Information Matrix’, *Econometric Theory* **9**(3), 413–430.
- Lee, L.-F. and Chesher, A. (1986), ‘Specification testing when score test statistics are identically zero’, *Journal of Econometrics* **31**(2), 121 – 149.
- Lee, L.-F. and Tyler, W. G. (1978), ‘The stochastic frontier production function and average efficiency: An empirical analysis’, *Journal of Econometrics* **7**(3), 385 – 389.
- Leone, F. C., Nelson, L. S. and Nottingham, R. B. (1961), ‘The Folded Normal Distribution’, *Technometrics* **3**(4), 543–550.
- Mundlak, Y. (1961), ‘Empirical Production Function Free of Management Bias’, *American Journal of Agricultural Economics* **43**(1), 44–56.
- Newey, W. K. and McFadden, D. (1994), Large sample estimation and hypothesis testing, Vol. 4 of *Handbook of Econometrics*, Elsevier, pp. 2111 – 2245.
- Newey, W. K., Powell, J. L. and Vella, F. (1999), ‘Nonparametric Estimation of Triangular Simultaneous Equations Models’, *Econometrica* **67**(3), 565–603.
- Politis, D. N. and Romano, J. P. (1994), ‘Large Sample Confidence Regions Based on Subsamples under Minimal Assumptions’, *Ann. Statist.* **22**(4), 2031–2050.
- Politis, D., Romano, J. and Wolf, M. (1999), *Subsampling*, Springer Series in Statistics, Springer New York.
- Rho, S. and Schmidt, P. (2015), ‘Are all firms inefficient?’, *Journal of Productivity Analysis* **43**(3), 327–349.
- Rotnitzky, A., Cox, D. R., Bottai, M. and Robins, J. (2000), ‘Likelihood-based inference with singular information matrix’, *Bernoulli* **6**(2), 243–284.
- Sargan, J. D. (1983), ‘Identification and lack of identification’, *Econometrica* **51**(6), 1605–1633.
- Schmidt, P. and Lovell, C. (1980), ‘Estimating stochastic production and cost frontiers when technical and allocative inefficiency are correlated’, *Journal of Econometrics* **13**(1), 83 – 100.
- Schmidt, P. and Lovell, C. K. (1979), ‘Estimating technical and allocative inefficiency relative to stochastic production and cost frontiers’, *Journal of Econometrics* **9**(3), 343 – 366.
- Schmidt, P. and Sickles, R. C. (1984), ‘Production frontiers and panel data’, *Journal of Business & Economic Statistics* **2**(4), 367–374.
- Sherman, J. and Morrison, W. J. (1950), ‘Adjustment of an inverse matrix corresponding to a change in one element of a given matrix’, *The Annals of Mathematical Statistics* **21**(1), 124–127.
- Simar, L., Knox Lovell, C. and Vanden Eeckaut, P. (1994), ‘Stochastic frontiers incorporating exogenous influences on efficiency’, *STAT Discussion Papers* (9403).
- Spielman, D. J., Bhandary, P., Bhandari, A., Shrestha, H., Dhakal, L. and Marahatta, B. (2017), Nepali Vegetable Seed Market Study – Household Analysis, Technical report, International Food

- Policy Research Institute.
- Stock, J. H. and Yogo, M. (2005), *Testing for Weak Instruments in Linear IV Regression*, Cambridge University Press, pp. 80–108.
- Sundberg, R. (1974a), ‘Maximum likelihood theory for incomplete data from an exponential family’, *Scandinavian Journal of Statistics* **1**(2), 49–58.
- Sundberg, R. (1974b), ‘On estimation and testing for the folded normal distribution’, *Communications in Statistics* **3**(1), 55–72.
- Tran, K. C. and Tsionas, E. G. (2013), ‘GMM estimation of stochastic frontier model with endogenous regressors’, *Economics Letters* **118**(1), 233 – 236.
- Tran, K. C. and Tsionas, E. G. (2015), ‘Endogeneity in stochastic frontier models: Copula approach without external instruments’, *Economics Letters* **133**, 85 – 88.
- Wasylenko, M. J. and Erickson, R. A. (1978), ‘“On Measuring Economic Diversification”: Comment’, *Land Economics* **54**(1), 106–109.
- Wooldridge, J. M. (2015), ‘Control Function Methods in Applied Econometrics’, *Journal of Human Resources* **50**(2), 420–445.

APPENDIX A. MAIN PROOFS

A.1. **Marginal density of U_0 .** We start from the conditional density of U_0 given η , and the marginal density of η given by

$$f_{U_0|\eta}(u|\eta) = \frac{1}{\sqrt{2\pi(\sigma_U^2 - \Sigma'_{U\eta}\Sigma_\eta^{-1}\Sigma_{U\eta})}} \left\{ \exp\left(-\frac{(u - \Sigma'_{U\eta}\Sigma_\eta^{-1}\eta)^2}{2(\sigma_U^2 - \Sigma'_{U\eta}\Sigma_\eta^{-1}\Sigma_{U\eta})}\right) + \exp\left(-\frac{(u + \Sigma'_{U\eta}\Sigma_\eta^{-1}\eta)^2}{2(\sigma_U^2 - \Sigma'_{U\eta}\Sigma_\eta^{-1}\Sigma_{U\eta})}\right) \right\},$$

$$f_\eta(\eta) = \frac{1}{(2\pi)^{\frac{p+k}{2}}} |\Sigma_\eta|^{-\frac{1}{2}} \exp\left(-\frac{1}{2}\eta'\Sigma_\eta^{-1}\eta\right),$$

where $|\Sigma_\eta|$ denotes the determinant of Σ_η , and we let $\Sigma_{U\eta} = D_\eta\rho_U\sigma_U$, to simplify notations.

We wish to prove that the marginal density of U_0 is the half-normal density. First notice that, by block matrix inversion, and the matrix inversion lemma (Sherman and Morrison, 1950), we have that

$$\begin{aligned} \begin{bmatrix} \sigma_U^2 & \pm\Sigma'_{U\eta} \\ \pm\Sigma_{U\eta} & \Sigma_\eta \end{bmatrix}^{-1} &= \begin{bmatrix} (\sigma_U^2 - \Sigma'_{U\eta}\Sigma_\eta^{-1}\Sigma_{U\eta})^{-1} & \mp(\sigma_U^2 - \Sigma'_{U\eta}\Sigma_\eta^{-1}\Sigma_{U\eta})^{-1}\Sigma'_{U\eta}\Sigma_\eta^{-1} \\ \mp\Sigma_\eta^{-1}\Sigma_{U\eta}(\sigma_U^2 - \Sigma'_{U\eta}\Sigma_\eta^{-1}\Sigma_{U\eta})^{-1} & \Sigma_\eta^{-1} + \Sigma_\eta^{-1}\Sigma_{U\eta}(\sigma_U^2 - \Sigma'_{U\eta}\Sigma_\eta^{-1}\Sigma_{U\eta})^{-1}\Sigma'_{U\eta}\Sigma_\eta^{-1} \end{bmatrix} \\ &= \begin{bmatrix} \frac{1}{\sigma_U^2} + \frac{\Sigma'_{U\eta}}{\sigma_U^2} \left(\Sigma_\eta - \frac{\Sigma_{U\eta}\Sigma'_{U\eta}}{\sigma_U^2}\right)^{-1} \frac{\Sigma_{U\eta}}{\sigma_U^2} & \mp\frac{\Sigma'_{U\eta}}{\sigma_U^2} \left(\Sigma_\eta - \frac{\Sigma_{U\eta}\Sigma'_{U\eta}}{\sigma_U^2}\right)^{-1} \\ \mp\left(\Sigma_\eta - \frac{\Sigma_{U\eta}\Sigma'_{U\eta}}{\sigma_U^2}\right)^{-1} \frac{\Sigma_{U\eta}}{\sigma_U^2} & \left(\Sigma_\eta - \frac{\Sigma_{U\eta}\Sigma'_{U\eta}}{\sigma_U^2}\right)^{-1} \end{bmatrix}. \end{aligned}$$

Let

$$\Omega_+ = \begin{bmatrix} \sigma_U^2 & \Sigma'_{U\eta} \\ \Sigma_{U\eta} & \Sigma_\eta \end{bmatrix}, \text{ and } \Omega_- = \begin{bmatrix} \sigma_U^2 & -\Sigma'_{U\eta} \\ -\Sigma_{U\eta} & \Sigma_\eta \end{bmatrix}$$

Using results about determinants of block matrices, we have that

$$|\Omega_+| = |\Omega_-| = (\sigma_U^2 - \Sigma'_{U\eta}\Sigma_\eta^{-1}\Sigma_{U\eta}) |\Sigma_\eta| = \sigma_U^2 \left| \Sigma_\eta - \frac{\Sigma_{U\eta}\Sigma'_{U\eta}}{\sigma_U^2} \right|.$$

Therefore, using a similar decomposition of the conditional density as above, we obtain

$$\begin{aligned} f_{U_0,\eta,1}(u, \eta) &= f_{U_0|\eta,1}(u|\eta) f_\eta(\eta) \\ &= \frac{|\Sigma_\eta|^{-\frac{1}{2}}}{\sqrt{(2\pi)^{p+k+1}(\sigma_U^2 - \Sigma'_{U\eta}\Sigma_\eta^{-1}\Sigma_{U\eta})}} \exp\left(-\frac{(u - \Sigma'_{U\eta}\Sigma_\eta^{-1}\eta)^2}{2(\sigma_U^2 - \Sigma'_{U\eta}\Sigma_\eta^{-1}\Sigma_{U\eta})} - \frac{1}{2}\eta'\Sigma_\eta^{-1}\eta\right) \\ &= \frac{1}{(2\pi)^{\frac{p+k+1}{2}}} |\Omega_+|^{-\frac{1}{2}} \exp\left(-\frac{1}{2} \begin{pmatrix} u \\ \eta \end{pmatrix}' \Omega_+^{-1} \begin{pmatrix} u \\ \eta \end{pmatrix}\right) \\ &= \frac{1}{(2\pi)^{\frac{p+k}{2}}} \left| \Sigma_\eta - \frac{\Sigma_{U\eta}\Sigma'_{U\eta}}{\sigma_U^2} \right|^{-\frac{1}{2}} \exp\left(-\frac{1}{2} \left(\eta - \frac{\Sigma_{U\eta}u}{\sigma_U^2}\right)' \left(\Sigma_\eta - \frac{\Sigma_{U\eta}\Sigma'_{U\eta}}{\sigma_U^2}\right)^{-1} \left(\eta - \frac{\Sigma_{U\eta}u}{\sigma_U^2}\right)\right) \times \\ &\quad \frac{1}{\sqrt{2\pi\sigma_U^2}} \exp\left(-\frac{u^2}{2\sigma_U^2}\right), \end{aligned}$$

where the first term is the density of a normal distribution with mean $\Sigma_{U\eta}u/\sigma_U^2$ and variance $\Sigma_\eta - \Sigma_{U\eta}\Sigma'_{U\eta}/\sigma_U^2$, and whose integral with respect to $\eta \in (-\infty, \infty)$ is therefore equal to one. Similarly, we have

$$\begin{aligned}
f_{U_0,\eta,2}(u, \eta) &= f_{U_0|\eta,2}(u|\eta)f_\eta(\eta) \\
&= \frac{|\Sigma_\eta|^{-\frac{1}{2}}}{\sqrt{(2\pi)^{p+k+1}(\sigma_U^2 + \Sigma'_{U\eta}\Sigma_\eta^{-1}\Sigma_{U\eta})}} \exp\left(-\frac{(u + \Sigma'_{U\eta}\Sigma_\eta^{-1}\eta)^2}{2(\sigma_U^2 - \Sigma'_{U\eta}\Sigma_\eta^{-1}\Sigma_{U\eta})} - \frac{1}{2}\eta'\Sigma_\eta^{-1}\eta\right) \\
&= \frac{1}{(2\pi)^{\frac{p+k+1}{2}}} |\Omega_-|^{-\frac{1}{2}} \exp\left(-\frac{1}{2}\begin{pmatrix} u \\ \eta \end{pmatrix}' \Omega_-^{-1} \begin{pmatrix} u \\ \eta \end{pmatrix}\right) \\
&= \frac{1}{(2\pi)^{\frac{p+k}{2}}} \left|\Sigma_\eta - \frac{\Sigma_{U\eta}\Sigma'_{U\eta}}{\sigma_U^2}\right|^{-\frac{1}{2}} \exp\left(-\frac{1}{2}\begin{pmatrix} \eta + \frac{\Sigma_{U\eta}u}{\sigma_U^2} \end{pmatrix}' \left(\Sigma_\eta - \frac{\Sigma_{U\eta}\Sigma'_{U\eta}}{\sigma_U^2}\right)^{-1} \begin{pmatrix} \eta + \frac{\Sigma_{U\eta}u}{\sigma_U^2} \end{pmatrix}\right) \times \\
&\quad \frac{1}{\sqrt{2\pi\sigma_U^2}} \exp\left(-\frac{u^2}{2\sigma_U^2}\right),
\end{aligned}$$

where the first term is the density of a normal distribution with mean $-\Sigma_{U\eta}u/\sigma_U^2$ and variance $\Sigma_\eta - \Sigma_{U\eta}\Sigma'_{U\eta}/\sigma_U^2$, and whose integral with respect to $\eta \in (-\infty, \infty)$ is therefore equal to one.

Hence,

$$\begin{aligned}
f_{U_0}(u) &= \int_{-\infty}^{\infty} f_{U_0,\eta}(u, \eta) d\eta = \int_{-\infty}^{\infty} f_{U_0,\eta,2}(u, \eta) d\eta + \int_{-\infty}^{\infty} f_{U_0,\eta,2}(u, \eta) d\eta \\
&= \frac{2}{\sqrt{2\pi\sigma_U^2}} \exp\left(-\frac{u^2}{2\sigma_U^2}\right),
\end{aligned}$$

which is the density of a half-normal distribution. This concludes the proof.

A.2. Conditional density of the composite error term. In this subsection, we provide the main steps to derive the conditional density of the composite error term, ε , given η . As above, we let $\Sigma_{V\eta} = D_\eta\rho_V\sigma_V$, and $\Sigma_{U\eta} = D_\eta\rho_U\sigma_U$, to simplify notations. Recall that

$$\begin{aligned}
&f_{V|\eta}(\varepsilon + u|\eta) (g(Z, \delta))^{-1} f_{U_0|\eta}((g(Z, \delta))^{-1} u|\eta) \\
&= \frac{1}{2\pi\tilde{\sigma}_U(Z)\tilde{\sigma}_V} \left\{ \exp\left(-\frac{(u - g(Z, \delta)\Sigma'_{U\eta}\Sigma_\eta^{-1}\eta)^2}{2\tilde{\sigma}_U^2(Z)} - \frac{(\varepsilon + u - \Sigma'_{V\eta}\Sigma_\eta^{-1}\eta)^2}{2\tilde{\sigma}_V^2}\right) \right. \\
&\quad \left. + \exp\left(-\frac{(u + g(Z, \delta)\Sigma'_{U\eta}\Sigma_\eta^{-1}\eta)^2}{2\tilde{\sigma}_U(Z)^2} - \frac{(\varepsilon + u - \Sigma'_{V\eta}\Sigma_\eta^{-1}\eta)^2}{2\tilde{\sigma}_V^2}\right) \right\},
\end{aligned}$$

where $\tilde{\sigma}_U^2(Z) = (\sigma_U^2 - \Sigma'_{U\eta}\Sigma_\eta^{-1}\Sigma_{U\eta})g^2(Z, \delta)$, and $\tilde{\sigma}_V^2 = \sigma_V^2 - \Sigma'_{V\eta}\Sigma_\eta^{-1}\Sigma_{V\eta}$.

The terms inside the exponential function can be treated similarly, and for simplicity, we only show the algebra for the first term. We have

$$\frac{(u - g(Z, \delta)\Sigma'_{U\eta}\Sigma_\eta^{-1}\eta)^2}{\tilde{\sigma}_U(Z)} = \frac{1}{\tilde{\sigma}_U^2(Z)} \left(u^2 - 2g(Z, \delta)\Sigma'_{U\eta}\Sigma_\eta^{-1}\eta u + (g(Z, \delta)\Sigma'_{U\eta}\Sigma_\eta^{-1}\eta)^2\right)$$

$$\frac{(\varepsilon + u - \Sigma'_{V\eta} \Sigma_{\eta}^{-1} \eta)^2}{\tilde{\sigma}_V^2} = \frac{1}{\tilde{\sigma}_V^2} \left(u^2 + (\varepsilon - \Sigma'_{V\eta} \Sigma_{\eta}^{-1} \eta)^2 + 2(\varepsilon - \Sigma'_{V\eta} \Sigma_{\eta}^{-1} \eta) u \right).$$

Taking the sum of these two terms gives

$$\begin{aligned} & \frac{\sigma^2(Z)}{\tilde{\sigma}_U^2(Z) \tilde{\sigma}_V^2} \left(u^2 - 2g(Z, \delta) \Sigma'_{U\eta} \Sigma_{\eta}^{-1} \eta u \frac{\tilde{\sigma}_V^2}{\sigma^2(Z)} + 2(\varepsilon - \Sigma'_{V\eta} \Sigma_{\eta}^{-1} \eta) u \frac{\tilde{\sigma}_U^2(Z)}{\sigma^2(Z)} \right) \\ & + \frac{(g(Z, \delta) \Sigma'_{U\eta} \Sigma_{\eta}^{-1} \eta)^2}{\tilde{\sigma}_U^2(Z)} + \frac{(\varepsilon - \Sigma'_{V\eta} \Sigma_{\eta}^{-1} \eta)^2}{\tilde{\sigma}_V^2} \\ & = \frac{\sigma^2(Z)}{\tilde{\sigma}_U^2(Z) \tilde{\sigma}_V^2} \left(u + (\varepsilon - \Sigma'_{V\eta} \Sigma_{\eta}^{-1} \eta) \frac{\tilde{\sigma}_U^2(Z)}{\sigma^2(Z)} - g(Z, \delta) \Sigma'_{U\eta} \Sigma_{\eta}^{-1} \eta \frac{\tilde{\sigma}_V^2}{\sigma^2(Z)} \right)^2 \\ & - \frac{\sigma^2(Z)}{\tilde{\sigma}_U^2(Z) \tilde{\sigma}_V^2} \left((\varepsilon - \Sigma'_{V\eta} \Sigma_{\eta}^{-1} \eta) \frac{\tilde{\sigma}_U^2(Z)}{\sigma^2(Z)} - g(Z, \delta) \Sigma'_{U\eta} \Sigma_{\eta}^{-1} \eta \frac{\tilde{\sigma}_V^2}{\sigma^2(Z)} \right)^2 \\ & + \frac{(g(Z, \delta) \Sigma'_{U\eta} \Sigma_{\eta}^{-1} \eta)^2}{\tilde{\sigma}_U^2(Z)} + \frac{(\varepsilon - \Sigma'_{V\eta} \Sigma_{\eta}^{-1} \eta)^2}{\tilde{\sigma}_V^2} \\ & = \frac{\sigma^2(Z)}{\tilde{\sigma}_U^2(Z) \tilde{\sigma}_V^2} \left[u + (\varepsilon - \Sigma'_{V\eta} \Sigma_{\eta}^{-1} \eta) \frac{\tilde{\sigma}_U^2(Z)}{\sigma^2(Z)} - g(Z, \delta) \Sigma'_{U\eta} \Sigma_{\eta}^{-1} \eta \frac{\tilde{\sigma}_V^2}{\sigma^2(Z)} \right]^2 \\ & + \left(\frac{1}{\tilde{\sigma}_V^2} - \frac{\tilde{\sigma}_U^2(Z)}{\tilde{\sigma}_V^2 \sigma^2(Z)} \right) (\varepsilon - \Sigma'_{V\eta} \Sigma_{\eta}^{-1} \eta)^2 + \left(\frac{1}{\tilde{\sigma}_U^2(Z)} - \frac{\tilde{\sigma}_V^2}{\tilde{\sigma}_U^2(Z) \sigma^2(Z)} \right) (g(Z, \delta) \Sigma'_{U\eta} \Sigma_{\eta}^{-1} \eta)^2 \\ & + \frac{2}{\sigma^2(Z)} (\varepsilon - \Sigma'_{V\eta} \Sigma_{\eta}^{-1} \eta) g(Z, \delta) \Sigma'_{U\eta} \Sigma_{\eta}^{-1} \eta \\ & = \frac{\sigma^2(Z)}{\tilde{\sigma}_U^2(Z) \tilde{\sigma}_V^2} \left[u + (\varepsilon - \Sigma'_{V\eta} \Sigma_{\eta}^{-1} \eta) \frac{\tilde{\sigma}_U^2(Z)}{\sigma^2(Z)} - g(Z, \delta) \Sigma'_{U\eta} \Sigma_{\eta}^{-1} \eta \frac{\tilde{\sigma}_V^2}{\sigma^2(Z)} \right]^2 \\ & + \frac{1}{\sigma^2(Z)} (\varepsilon - \Sigma'_{V\eta} \Sigma_{\eta}^{-1} \eta + g(Z, \delta) \Sigma'_{U\eta} \Sigma_{\eta}^{-1} \eta)^2. \end{aligned}$$

Then, treating the remaining term similarly, we can write

$$\begin{aligned} & f_{V|\eta}(\varepsilon + u|\eta) (g(Z, \delta))^{-1} f_{U_0|\eta}((g(Z, \delta))^{-1} u|\eta) \\ & = \frac{1}{2\pi \frac{\tilde{\sigma}_U(Z) \tilde{\sigma}_V}{\sigma(Z)} \sigma(Z)} \left\{ \exp \left(- \frac{\sigma^2(Z) \left[u + \left((\varepsilon - \Sigma'_{V\eta} \Sigma_{\eta}^{-1} \eta) \frac{\tilde{\sigma}_U^2(Z)}{\sigma^2(Z)} - g(Z, \delta) \Sigma'_{U\eta} \Sigma_{\eta}^{-1} \eta \frac{\tilde{\sigma}_V^2}{\sigma^2(Z)} \right) \right]^2}{2\tilde{\sigma}_U^2(Z) \tilde{\sigma}_V^2} \right) \right\} \times \\ & \exp \left(- \frac{(\varepsilon - \Sigma'_{V\eta} \Sigma_{\eta}^{-1} \eta + g(Z, \delta) \Sigma'_{U\eta} \Sigma_{\eta}^{-1} \eta)^2}{2\sigma^2(Z)} \right) \\ & + \exp \left(- \frac{\sigma^2(Z) \left[u + \left((\varepsilon - \Sigma'_{V\eta} \Sigma_{\eta}^{-1} \eta) \frac{\tilde{\sigma}_U^2(Z)}{\sigma^2(Z)} + g(Z, \delta) \Sigma'_{U\eta} \Sigma_{\eta}^{-1} \eta \frac{\tilde{\sigma}_V^2}{\sigma^2(Z)} \right) \right]^2}{2\tilde{\sigma}_U^2(Z) \tilde{\sigma}_V^2} \right) \times \end{aligned}$$

$$\exp\left(-\frac{(\varepsilon - \Sigma'_{V\eta}\Sigma_{\eta}^{-1}\eta - g(Z, \delta)\Sigma'_{U\eta}\Sigma_{\eta}^{-1}\eta)^2}{2\sigma^2(Z)}\right)\Bigg\}.$$

By integrating the last expression with respect to $u \in (0, \infty)$, we obtain,

$$\begin{aligned} f_{\varepsilon|\eta}(\varepsilon|\eta) &= \frac{1}{\sqrt{2\pi}\sigma(Z)} \left\{ \Phi\left(\frac{g(Z, \delta)\Sigma'_{U\eta}\Sigma_{\eta}^{-1}\eta}{\lambda(Z)\sigma(Z)} - \frac{\lambda(Z)(\varepsilon - \Sigma'_{V\eta}\Sigma_{\eta}^{-1}\eta)}{\sigma(Z)}\right) \times \right. \\ &\quad \exp\left(-\frac{(\varepsilon - \Sigma'_{V\eta}\Sigma_{\eta}^{-1}\eta + g(Z, \delta)\Sigma'_{U\eta}\Sigma_{\eta}^{-1}\eta)^2}{2\sigma^2(Z)}\right) \\ &\quad + \Phi\left(-\frac{g(Z, \delta)\Sigma'_{U\eta}\Sigma_{\eta}^{-1}\eta}{\lambda(Z)\sigma(Z)} - \frac{\lambda(Z)(\varepsilon - \Sigma'_{V\eta}\Sigma_{\eta}^{-1}\eta)}{\sigma(Z)}\right) \times \\ &\quad \left. \exp\left(-\frac{(\varepsilon - \Sigma'_{V\eta}\Sigma_{\eta}^{-1}\eta - g(Z, \delta)\Sigma'_{U\eta}\Sigma_{\eta}^{-1}\eta)^2}{2\sigma^2(Z)}\right) \right\}. \end{aligned}$$

Finally, the normalizing constants are computed using Lemma 2.2. in Azzalini (2013, p. 26), which implies that

$$\begin{aligned} &\int_{-\infty}^{+\infty} \frac{1}{\sqrt{2\pi}\sigma(Z)} \Phi\left(\pm \frac{g(Z, \delta)\Sigma'_{U\eta}\Sigma_{\eta}^{-1}\eta}{\lambda(Z)\sigma(Z)} - \frac{\lambda(Z)(\varepsilon - \Sigma'_{V\eta}\Sigma_{\eta}^{-1}\eta)}{\sigma(Z)}\right) \exp\left(-\frac{(\varepsilon - \Sigma'_{V\eta}\Sigma_{\eta}^{-1}\eta + g(Z, \delta)\Sigma'_{U\eta}\Sigma_{\eta}^{-1}\eta)^2}{2\sigma^2(Z)}\right) d\varepsilon \\ &= \Phi\left(\pm \frac{g(Z, \delta)\Sigma'_{U\eta}\Sigma_{\eta}^{-1}\eta}{\lambda(Z)\sigma(Z)} \frac{1}{\sqrt{1+\lambda^2(Z)}}\right) = \Phi\left(\pm \frac{\tilde{\sigma}_V^2 g(Z, \delta)\Sigma'_{U\eta}\Sigma_{\eta}^{-1}\eta}{\tilde{\sigma}_U(Z)\sigma^2(Z)}\right). \end{aligned}$$

This concludes the proof.

A.3. Proof of Proposition 2.1. Let $R = (X', Z)'$, with

$$R = W\gamma + \eta.$$

The conditional density of ε given η is

$$\begin{aligned} f_{\varepsilon|\eta}(\varepsilon|\eta) &= \frac{1}{\sqrt{2\pi}\sigma(Z)} \left\{ \Phi\left(\frac{g(Z, \delta)\sigma_U\rho'_U C_{\eta}^{-1}D_{\eta}^{-1}\eta}{\lambda(Z)\sigma(Z)} - \frac{\lambda(Z)(\varepsilon - \sigma_V\rho'_V C_{\eta}^{-1}D_{\eta}^{-1}\eta)}{\sigma(Z)}\right) \times \right. \\ &\quad \exp\left(-\frac{(\varepsilon - \sigma_V\rho'_V C_{\eta}^{-1}D_{\eta}^{-1}\eta + g(Z, \delta)\sigma_U\rho'_U C_{\eta}^{-1}D_{\eta}^{-1}\eta)^2}{2\sigma^2(Z)}\right) \\ &\quad + \Phi\left(-\frac{g(Z, \delta)\sigma_U\rho'_U C_{\eta}^{-1}D_{\eta}^{-1}\eta}{\lambda(Z)\sigma(Z)} - \frac{\lambda(Z)(\varepsilon - \sigma_V\rho'_V C_{\eta}^{-1}D_{\eta}^{-1}\eta)}{\sigma(Z)}\right) \times \\ &\quad \left. \exp\left(-\frac{(\varepsilon - \sigma_V\rho'_V C_{\eta}^{-1}D_{\eta}^{-1}\eta - g(Z, \delta)\sigma_U\rho'_U C_{\eta}^{-1}D_{\eta}^{-1}\eta)^2}{2\sigma^2(Z)}\right) \right\}, \end{aligned} \tag{A.1}$$

with

$$\lambda(Z) = \frac{\tilde{\sigma}_U(Z)}{\tilde{\sigma}_V}, \quad \sigma^2(Z) = \tilde{\sigma}_V^2 + \tilde{\sigma}_U^2(Z)$$

$$\begin{aligned}\tilde{\sigma}_U^2(Z) &= (1 - \rho'_U C_\eta^{-1} \rho_U) \sigma_U^2 (g(Z, \delta))^2, \\ \text{and } \tilde{\sigma}_V^2 &= (1 - \rho'_V C_\eta^{-1} \rho_V) \sigma_V^2\end{aligned}$$

Upon the assumption of joint normality of the vector η , the joint density of (ε, η) is therefore equal to

$$\begin{aligned}& f_{\varepsilon, \eta}(\varepsilon, \eta) \\ &= \frac{|D_\eta|^{-1} |C_\eta|^{-\frac{1}{2}}}{(2\pi)^{\frac{p+k+1}{2}} \sigma(Z)} \left\{ \Phi \left(\frac{g(Z, \delta) \sigma_U \rho'_U C_\eta^{-1} D_\eta^{-1} \eta - \lambda(Z) (\varepsilon - \sigma_V \rho'_V C_\eta^{-1} D_\eta^{-1} \eta)}{\lambda(Z) \sigma(Z)} - \frac{\lambda(Z) (\varepsilon - \sigma_V \rho'_V C_\eta^{-1} D_\eta^{-1} \eta)}{\sigma(Z)} \right) \times \right. \\ & \quad \exp \left(-\frac{(\varepsilon - \sigma_V \rho'_V C_\eta^{-1} D_\eta^{-1} \eta + g(Z, \delta) \sigma_U \rho'_U C_\eta^{-1} D_\eta^{-1} \eta)^2}{2\sigma^2(Z)} \right) \\ & \quad + \Phi \left(-\frac{g(Z, \delta) \sigma_U \rho'_U C_\eta^{-1} D_\eta^{-1} \eta - \lambda(Z) (\varepsilon - \sigma_V \rho'_V C_\eta^{-1} D_\eta^{-1} \eta)}{\lambda(Z) \sigma(Z)} - \frac{\lambda(Z) (\varepsilon - \sigma_V \rho'_V C_\eta^{-1} D_\eta^{-1} \eta)}{\sigma(Z)} \right) \times \\ & \quad \left. \exp \left(-\frac{(\varepsilon - \sigma_V \rho'_V C_\eta^{-1} D_\eta^{-1} \eta - g(Z, \delta) \sigma_U \rho'_U C_\eta^{-1} D_\eta^{-1} \eta)^2}{2\sigma^2(Z)} \right) \right\} \exp \left(-\frac{1}{2} \eta' D_\eta^{-1} C_\eta^{-1} D_\eta^{-1} \eta \right) \\ &= \frac{|D_\eta|^{-1} |C_\eta|^{-\frac{1}{2}}}{(2\pi)^{\frac{p+k+1}{2}} \sigma(Z)} \exp \left(-\frac{1}{2} \eta' D_\eta^{-1} C_\eta^{-1} D_\eta^{-1} \eta \right) \exp \left(-\frac{(\varepsilon - \sigma_V \rho'_V C_\eta^{-1} D_\eta^{-1} \eta + g(Z, \delta) \sigma_U \rho'_U C_\eta^{-1} D_\eta^{-1} \eta)^2}{2\sigma^2(Z)} \right) \times \\ & \quad \left\{ \Phi \left(\frac{g(Z, \delta) \sigma_U \rho'_U C_\eta^{-1} D_\eta^{-1} \eta - \lambda(Z) (\varepsilon - \sigma_V \rho'_V C_\eta^{-1} D_\eta^{-1} \eta)}{\lambda(Z) \sigma(Z)} - \frac{\lambda(Z) (\varepsilon - \sigma_V \rho'_V C_\eta^{-1} D_\eta^{-1} \eta)}{\sigma(Z)} \right) \right. \\ & \quad + \Phi \left(-\frac{g(Z, \delta) \sigma_U \rho'_U C_\eta^{-1} D_\eta^{-1} \eta - \lambda(Z) (\varepsilon - \sigma_V \rho'_V C_\eta^{-1} D_\eta^{-1} \eta)}{\lambda(Z) \sigma(Z)} - \frac{\lambda(Z) (\varepsilon - \sigma_V \rho'_V C_\eta^{-1} D_\eta^{-1} \eta)}{\sigma(Z)} \right) \times \\ & \quad \left. \exp \left(\frac{2(\varepsilon - \sigma_V \rho'_V C_\eta^{-1} D_\eta^{-1} \eta) g(Z, \delta) \sigma_U \rho'_U C_\eta^{-1} D_\eta^{-1} \eta}{\sigma^2(Z)} \right) \right\} \tag{A.2}\end{aligned}$$

Replacing $\varepsilon = Y - m(X, \beta)$, and $\eta = R - W\gamma$, and taking logs, we obtain

$$\begin{aligned}\ell(\theta) &= -\frac{1}{2} \log \sigma^2(Z) - \log |D_\eta| - \frac{1}{2} \log |C_\eta| - \frac{1}{2} (R - W\gamma)' D_\eta^{-1} C_\eta^{-1} D_\eta^{-1} (R - W\gamma) \\ & \quad - \frac{1}{2} \frac{(Y - m(X, \beta) - \sigma_V \rho'_V C_\eta^{-1} D_\eta^{-1} (R - W\gamma) + g(Z, \delta) \sigma_U \rho'_U C_\eta^{-1} D_\eta^{-1} (R - W\gamma))^2}{\sigma^2(Z)} \\ & \quad + \log \left\{ \Phi \left(\frac{g(Z, \delta) \sigma_U \rho'_U C_\eta^{-1} D_\eta^{-1} (R - W\gamma) - \lambda(Z) (Y - m(X, \beta) - \sigma_V \rho'_V C_\eta^{-1} D_\eta^{-1} (R - W\gamma))}{\lambda(Z) \sigma(Z)} - \frac{\lambda(Z) (Y - m(X, \beta) - \sigma_V \rho'_V C_\eta^{-1} D_\eta^{-1} (R - W\gamma))}{\sigma(Z)} \right) \right. \\ & \quad + \Phi \left(-\frac{g(Z, \delta) \sigma_U \rho'_U C_\eta^{-1} D_\eta^{-1} (R - W\gamma) - \lambda(Z) (Y - m(X, \beta) - \sigma_V \rho'_V C_\eta^{-1} D_\eta^{-1} (R - W\gamma))}{\lambda(Z) \sigma(Z)} - \frac{\lambda(Z) (Y - m(X, \beta) - \sigma_V \rho'_V C_\eta^{-1} D_\eta^{-1} (R - W\gamma))}{\sigma(Z)} \right) \times \\ & \quad \left. \exp \left(\frac{2(Y - m(X, \beta) - \sigma_V \rho'_V C_\eta^{-1} D_\eta^{-1} (R - W\gamma)) g(Z, \delta) \sigma_U \rho'_U C_\eta^{-1} D_\eta^{-1} (R - W\gamma)}{\sigma^2(Z)} \right) \right\},\end{aligned}$$

where we have omitted terms which do not depend on parameters, and $\theta = (\beta', \delta', \sigma_V^2, \sigma_U^2, \rho'_V, \rho'_U, \gamma', \text{diag}(D_\eta)', \text{ve}(C_\eta)')'$.

To simplify the notations below, let

$$\begin{aligned}
\omega &= Y - m(X, \beta) - \sigma_V \rho'_V C_\eta^{-1} D_\eta^{-1} (R - W\gamma) \\
\zeta &= g(Z, \delta) \sigma_U \rho'_U C_\eta^{-1} D_\eta^{-1} (R - W\gamma) \\
\xi &= \frac{g(Z, \delta) \sigma_U \rho'_U C_\eta^{-1} D_\eta^{-1} (R - W\gamma)}{\lambda(Z) \sigma(Z)} = \frac{\zeta}{\lambda(Z) \sigma(Z)} \\
\Psi &= \Phi\left(\xi - \frac{\lambda(Z)\omega}{\sigma(Z)}\right) + \Phi\left(-\xi - \frac{\lambda(Z)\omega}{\sigma(Z)}\right) \exp\left(\frac{2\omega\zeta}{\sigma^2(Z)}\right).
\end{aligned}$$

The log-likelihood function can be finally written as

$$\begin{aligned}
\ell(\theta) &= -\frac{1}{2} \log \sigma^2(Z) - \log |D_\eta| - \frac{1}{2} \log |C_\eta| \\
&\quad - \frac{1}{2} (R - W\gamma)' D_\eta^{-1} C_\eta^{-1} D_\eta^{-1} (R - W\gamma) - \frac{1}{2} \frac{(\omega + \zeta)^2}{\sigma^2(Z)} + \log \Psi.
\end{aligned}$$

In the following, we use the facts that

$$\phi\left(\xi - \frac{\lambda(Z)\omega}{\sigma(Z)}\right) = \phi\left(-\xi - \frac{\lambda(Z)\omega}{\sigma(Z)}\right) \exp\left(\frac{2\omega\zeta}{\sigma^2(Z)}\right), \quad (\text{A.3})$$

using the properties of the exponential function and the symmetry of the normal pdf, and

$$\frac{\Phi\left(-\xi - \frac{\lambda(Z)\omega}{\sigma(Z)}\right) \exp\left(\frac{2\omega\zeta}{\sigma^2(Z)}\right)}{\Psi} = 1 - \frac{\Phi\left(\xi - \frac{\lambda(Z)\omega}{\sigma(Z)}\right)}{\Psi}. \quad (\text{A.4})$$

We take the first order condition of the maximization problem with respect to ρ_U . Upon the conditions that the log-density is continuously differentiable and uniformly integrable on $\bar{\Theta}$, we can exchange expectation and differentiation.

We thus have

$$\begin{aligned}
\nabla_{\rho_U} \ell(\theta) &= -\frac{1}{2} \frac{\nabla_{\rho_U} \sigma^2(Z)}{\sigma^2(Z)} - \left\{ \frac{\nabla_{\rho_U} \zeta (\zeta - \omega)}{\sigma^2(Z)} - \frac{\nabla_{\rho_U} \sigma^2(Z)}{2\sigma^4(Z)} (\zeta - \omega)^2 \right\} \\
&\quad - \frac{2}{\Psi} \left\{ \left(\frac{\omega \nabla_{\rho_U} \lambda(Z)}{\sigma(Z)} - \frac{\nabla_{\rho_U} \sigma^2(Z) \lambda(Z) \omega}{2\sigma^3(Z)} \right) \phi\left(\xi - \frac{\lambda(Z)\omega}{\sigma(Z)}\right) \right. \\
&\quad \left. + \omega \Phi\left(\xi - \frac{\lambda(Z)\omega}{\sigma(Z)}\right) \left(\frac{\nabla_{\rho_U} \zeta}{\sigma^2(Z)} - \frac{\zeta \nabla_{\rho_U} \sigma^2(Z)}{\sigma^4(Z)} \right) \right\} = 0,
\end{aligned} \quad (\text{A.5})$$

where

$$\begin{aligned}
\nabla_{\rho_U} \sigma^2(Z) &= -2C_\eta^{-1} \rho_U \sigma_U^2 (g(Z, \delta))^2, \\
\nabla_{\rho_U} \lambda(Z) &= -\frac{C_\eta^{-1} \rho_U \sigma_U^2 (g(Z, \delta))^2}{\bar{\sigma}_V \bar{\sigma}_U^3(Z)}, \\
\nabla_{\rho_U} \zeta &= C_\eta^{-1} D_\eta^{-1} (R - W\gamma) \sigma_U g(Z, \delta).
\end{aligned}$$

To prove part (i) of the Proposition, it suffices to notice that, when $\rho_U = \mathbf{0}$, then $\nabla_{\rho_U} \sigma^2(Z) = 0$, $\nabla_{\rho_U} \lambda(Z) = 0$, and $\xi = \zeta = 0$. Therefore

$$\Psi = 2\Phi\left(-\frac{\lambda(Z)\omega}{\sigma(Z)}\right),$$

and

$$\nabla_{\rho_U} \ell(\theta)|_{\rho_U,0=\mathbf{0}} = \left\{ \frac{\omega \nabla_{\rho_U} \zeta}{\sigma^2(Z)} - \frac{\omega \nabla_{\rho_U} \xi}{\sigma^2(Z)} \right\},$$

which is identically equal to zero.

To prove part (ii), let $\rho_{U,0}$ be a solution to

$$E[\nabla_{\rho_U} \ell(\theta_0)] = \mathbf{0},$$

with $\theta_0 = (\theta'_{1,0}, \rho'_{U,0})'$. Further let ξ_0 , ζ_0 , and ω_0 , be the values of ξ , ζ and ω at θ_0 , respectively. Let us evaluate the first order condition in (A.5) at $\rho_U = -\rho_{U,0}$. Notice that $\xi|_{-\rho_{U,0}} = -\xi_0$, $\zeta|_{-\rho_{U,0}} = -\zeta_0$, $\nabla_{\rho_U} \sigma^2(Z)|_{-\rho_{U,0}} = \nabla_{\rho_U} \sigma^2(Z)|_{\rho_{U,0}}$, and $\nabla_{\rho_U} \xi|_{-\rho_{U,0}} = \nabla_{\rho_U} \xi$. Therefore,

$$\begin{aligned} E[\nabla_{\rho_U} \ell(\theta_{1,0}, -\rho_{U,0})] &= \frac{1}{2} E \left[\frac{\nabla_{\rho_U} \sigma_0^2(Z)}{\sigma_0^2(Z)} \right] + E \left[\frac{\nabla_{\rho_U} \zeta_0 (\zeta_0 + \omega_0)}{\sigma_0^2(Z)} - \frac{\nabla_{\rho_U} \sigma_0^2(Z)}{2\sigma_0^4(Z)} (\zeta_0 + \omega_0)^2 \right] \\ &+ E \left[\frac{2 \left\{ \left(\frac{\omega_0 \nabla_{\rho_U} \lambda_0(Z)}{\sigma_0(Z)} - \frac{\nabla_{\rho_U} \sigma_0^2(Z) \lambda_0(Z) \omega_0}{2\sigma_0^3(Z)} \right) \phi \left(-\xi_0 - \frac{\lambda_0(Z) \omega_0}{\sigma_0(Z)} \right) - \omega_0 \Phi \left(-\xi_0 - \frac{\lambda_0(Z) \omega_0}{\sigma_0(Z)} \right) \left(\frac{\nabla_{\rho_U} \zeta_0}{\sigma_0^2(Z)} - \frac{\zeta_0 \nabla_{\rho_U} \sigma_0^2(Z)}{\sigma_0^4(Z)} \right) \right\}}{\Phi \left(-\xi_0 - \frac{\lambda_0(Z) \omega_0}{\sigma_0(Z)} \right) + \Phi \left(\xi_0 - \frac{\lambda_0(Z) \omega_0}{\sigma_0(Z)} \right) \exp \left(-\frac{2\omega_0 \zeta_0}{\sigma_0^2(Z)} \right)} \right] \\ &= \frac{1}{2} E \left[\frac{\nabla_{\rho_U} \sigma_0^2(Z)}{\sigma_0^2(Z)} + \left\{ \frac{\nabla_{\rho_U} \zeta_0 (\zeta_0 + \omega_0)}{\sigma_0^2(Z)} - \frac{\nabla_{\rho_U} \sigma_0^2(Z)}{2\sigma_0^4(Z)} (\zeta_0 + \omega_0)^2 \right\} \right] \\ &+ E \left[\frac{2}{\Psi_0} \left\{ \left(\frac{\omega_0 \nabla_{\rho_U} \lambda_0(Z)}{\sigma_0(Z)} - \frac{\nabla_{\rho_U} \sigma_0^2(Z) \lambda_0(Z) \omega_0}{2\sigma_0^3(Z)} \right) \phi \left(-\xi_0 - \frac{\lambda_0(Z) \omega_0}{\sigma_0(Z)} \right) \exp \left(-\frac{2\omega_0 \zeta_0}{\sigma_0^2(Z)} \right) \right. \right. \\ &\quad \left. \left. - \omega_0 \Phi \left(-\xi_0 - \frac{\lambda_0(Z) \omega_0}{\sigma_0(Z)} \right) \exp \left(-\frac{2\omega_0 \zeta_0}{\sigma_0^2(Z)} \right) \left(\frac{\nabla_{\rho_U} \zeta_0}{\sigma_0^2(Z)} - \frac{\zeta_0 \nabla_{\rho_U} \sigma_0^2(Z)}{\sigma_0^4(Z)} \right) \right\} \right] \\ &= \frac{1}{2} E \left[\frac{\nabla_{\rho_U} \sigma_0^2(Z)}{\sigma_0^2(Z)} + \frac{\nabla_{\rho_U} \zeta_0 (\zeta_0 - \omega_0)}{\sigma_0^2(Z)} - \frac{\nabla_{\rho_U} \sigma_0^2(Z)}{2\sigma_0^4(Z)} (\zeta_0 - \omega_0)^2 \right] \\ &+ E \left[\frac{2}{\Psi} \left\{ \left(\frac{\omega_0 \nabla_{\rho_U} \lambda_0(Z)}{\sigma_0(Z)} - \frac{\nabla_{\rho_U} \sigma_0^2(Z) \lambda_0(Z) \omega_0}{2\sigma_0^3(Z)} \right) \phi \left(\xi_0 - \frac{\lambda_0(Z) \omega_0}{\sigma_0(Z)} \right) \right. \right. \\ &\quad \left. \left. + \omega_0 \Phi \left(\xi_0 - \frac{\lambda_0(Z) \omega_0}{\sigma_0(Z)} \right) \left(\frac{\nabla_{\rho_U} \zeta_0}{\sigma_0^2(Z)} - \frac{\zeta_0 \nabla_{\rho_U} \sigma_0^2(Z)}{\sigma_0^4(Z)} \right) \right\} \right] = -E[\nabla_{\rho_U} \ell(\theta_0)] = \mathbf{0}, \end{aligned}$$

where the last step follows using the identities in equations (A.3) and (A.4). This proves part (ii).

Finally, we show that the first derivative is not identically equal to 0 when some (but not all) the components of ρ_U are equal to 0. Let $\rho_U = (\rho'_{U1}, \rho'_{U2})'$, where $\rho_{U1} \in \mathbb{R}^p$ and $\rho_{U2} \in \mathbb{R}^k$, for notational simplicity, and

$$C_\eta = \begin{bmatrix} C_{\eta,11} & C_{\eta,12} \\ C'_{\eta,12} & C_{\eta,22} \end{bmatrix}, \quad D_\eta = \begin{bmatrix} D_{\eta,1} & 0 \\ 0 & D_{\eta,2} \end{bmatrix}, \quad \eta = \begin{bmatrix} \eta_1 \\ \eta_2 \end{bmatrix}$$

where $D_{\eta,1}$ and $D_{\eta,2}$ are diagonal matrices. Finally,

$$\begin{aligned} C_{\eta}^{-1} &= \begin{bmatrix} C_{\eta,11}^{-1} + C_{\eta,11}^{-1}C_{\eta,12}B_{\eta,22}C'_{\eta,12} & -C_{\eta,11}^{-1}C_{\eta,12}B_{\eta,22} \\ -B_{\eta,22}C'_{\eta,12}C_{\eta,11}^{-1} & B_{\eta,22} \end{bmatrix} \\ &= \begin{bmatrix} C_{\eta,11}^{-1} & 0 \\ 0 & 0 \end{bmatrix} + \begin{bmatrix} -C_{\eta,11}^{-1}C_{\eta,12} \\ I_k \end{bmatrix} B_{\eta,22} \begin{bmatrix} -C'_{\eta,12}C_{\eta,11}^{-1} & I_k \end{bmatrix} \\ &= \begin{bmatrix} C_{\eta,11}^{-1} & 0 \\ 0 & 0 \end{bmatrix} + P'_{\eta}B_{\eta,22}P_{\eta}, \end{aligned}$$

with $B_{\eta,22} = (C_{\eta,22} - C'_{\eta,12}C_{\eta,11}^{-1}C_{\eta,12})^{-1}$, and I_k the identity matrix of dimension k .

Whenever $\rho_{U1,0} = \mathbf{0}$, we have that

$$\begin{aligned} \nabla_{\rho_{U1}} \ell(\theta)|_{\rho_{U1}=\mathbf{0}} &= -C_{\eta,11}^{-1}C_{\eta,12}B_{\eta,22} \frac{\rho_{U2}\sigma_U^2 g^2(Z, \delta)}{\sigma^2(Z)} - C_{\eta,11}^{-1}D_{\eta,1}^{-1}\eta_1 \sigma_{Ug}(Z, \delta) \frac{(\zeta - \omega)}{\sigma^2(Z)} \\ &+ C_{\eta,11}^{-1}C_{\eta,12}B_{\eta,22}P_{\eta}D_{\eta}^{-1}\eta \sigma_{Ug}(Z, \delta) \frac{(\zeta - \omega)}{\sigma^2(Z)} + C_{\eta,11}^{-1}C_{\eta,12}B_{\eta,22} \frac{\rho_{U2}\sigma_U^2 g^2(Z, \delta)}{\sigma^4(Z)} (\zeta - \omega)^2 \\ &- \frac{2\omega}{\Psi} \left\{ \phi \left(\xi - \frac{\lambda(Z)}{\sigma(Z)} \omega \right) \left[C_{\eta,11}^{-1}C_{\eta,12}B_{\eta,22} \frac{\rho_{U2}\sigma_U^2 g^2(Z, \delta)}{\sigma(Z)\tilde{\sigma}_V\tilde{\sigma}_U^3(Z)} - C_{\eta,11}^{-1}C_{\eta,12}B_{\eta,22} \frac{\rho_{U2}\sigma_U^2 g^2(Z, \delta)\lambda(Z)}{\sigma^3(Z)} \right] \right. \\ &+ \Phi \left(\xi - \frac{\lambda(Z)}{\sigma(Z)} \omega \right) \left[C_{\eta,11}^{-1}D_{\eta,1}^{-1}\eta_1 \frac{\sigma_{Ug}(Z, \delta)}{\sigma^2(Z)} - C_{\eta,11}^{-1}C_{\eta,12}B_{\eta,22}P_{\eta}D_{\eta}^{-1}\eta \frac{\sigma_{Ug}(Z, \delta)}{\sigma^2(Z)} \right. \\ &\left. \left. + C_{\eta,11}^{-1}C_{\eta,12}B_{\eta,22}\rho_{U2} \frac{2\zeta\sigma_U^2 g^2(Z, \delta)}{\sigma^4(Z)} \right] \right\}, \end{aligned} \tag{A.6}$$

and

$$\begin{aligned} \nabla_{\rho_{U2}} \ell(\theta)|_{\rho_{U1}=\mathbf{0}} &= B_{\eta,22} \frac{\rho_{U2}\sigma_U^2 g^2(Z, \delta)}{\sigma^2(Z)} - B_{\eta,22}P_{\eta}D_{\eta}^{-1}\eta \sigma_{Ug}(Z, \delta) \frac{(\zeta - \omega)}{\sigma^2(Z)} - B_{\eta,22} \frac{\rho_{U2}\sigma_U^2 g^2(Z, \delta)}{\sigma^4(Z)} (\zeta - \omega)^2 \\ &- \frac{2\omega}{\Psi} \left\{ \phi \left(\xi - \frac{\lambda(Z)}{\sigma(Z)} \omega \right) \left[-B_{\eta,22} \frac{\rho_{U2}\sigma_U^2 g^2(Z, \delta)}{\sigma(Z)\tilde{\sigma}_V\tilde{\sigma}_U^3(Z)} + B_{\eta,22} \frac{\rho_{U2}\sigma_U^2 g^2(Z, \delta)\lambda(Z)}{\sigma^3(Z)} \right] \right. \\ &\left. + \Phi \left(\xi - \frac{\lambda(Z)}{\sigma(Z)} \omega \right) \left[B_{\eta,22}P_{\eta}D_{\eta}^{-1}\eta \frac{\sigma_{Ug}(Z, \delta)}{\sigma^2(Z)} + B_{\eta,22}\rho_{U2} \frac{2\zeta\sigma_U^2 g^2(Z, \delta)}{\sigma^4(Z)} \right] \right\}. \end{aligned} \tag{A.7}$$

Notice that

$$\begin{aligned} \nabla_{\rho_{U1}} \ell(\theta)|_{\rho_{U1}=\mathbf{0}} &= -C_{\eta,11}^{-1}C_{\eta,12} \nabla_{\rho_{U2}} \ell(\theta)|_{\rho_{U1}=\mathbf{0}} - C_{\eta,11}^{-1}D_{\eta,1}^{-1}\eta_1 \sigma_{Ug}(Z, \delta) \frac{(\zeta - \omega)}{\sigma^2(Z)} \\ &- \frac{2\omega}{\Psi} \Phi \left(\xi - \frac{\lambda(Z)}{\sigma(Z)} \omega \right) C_{\eta,11}^{-1}D_{\eta,1}^{-1}\eta_1 \frac{\sigma_{Ug}(Z, \delta)}{\sigma^2(Z)}, \end{aligned}$$

which by evaluating the expression at θ_0 , and taking expectations gives

$$E[\nabla_{\rho_{U1}} \ell(\theta_0)] = -C_{\eta,11}^{-1}C_{\eta,12}E[\nabla_{\rho_{U2}} \ell(\theta_0)] - C_{\eta,11}^{-1}D_{\eta,1}^{-1}E\left[\eta_1 \sigma_{Ug}(Z, \delta) \frac{(\zeta - \omega)}{\sigma^2(Z)}\right]$$

$$-2C_{\eta,11}^{-1}D_{\eta,1}^{-1}E\left[\frac{\omega}{\Psi}\Phi\left(\xi - \frac{\lambda(Z)}{\sigma(Z)}\omega\right)\eta_1\frac{\sigma_U g(Z, \delta)}{\sigma^2(Z)}\right].$$

where $E[\nabla_{\rho_{U2}}\ell(\theta_0)] = \mathbf{0}$, by definition.

We now show that the remaining two terms are equal to 0 in expectation. The conditional pdf of ε given η can be written as

$$f_{\varepsilon|\eta}(\varepsilon|\eta) = \frac{1}{\sigma(Z)}\phi\left(\frac{\omega + \zeta}{\sigma(Z)}\right)\Psi.$$

As this is a mixture of two conditional extended skew normal distributions, we have that

$$\begin{aligned} E[\omega|\eta] &= \Phi\left(\frac{\tilde{\sigma}_V^2\zeta}{\tilde{\sigma}_U(Z)\sigma^2(Z)}\right)\left(-\zeta + \tilde{\sigma}_U(Z)\frac{\phi\left(\frac{\tilde{\sigma}_V^2\zeta}{\tilde{\sigma}_U(Z)\sigma^2(Z)}\right)}{\Phi\left(\frac{\tilde{\sigma}_V^2\zeta}{\tilde{\sigma}_U(Z)\sigma^2(Z)}\right)}\right) + \left(1 - \Phi\left(\frac{\tilde{\sigma}_V^2\zeta}{\tilde{\sigma}_U(Z)\sigma^2(Z)}\right)\right)\left(\zeta + \tilde{\sigma}_U(Z)\frac{\phi\left(-\frac{\tilde{\sigma}_V^2\zeta}{\tilde{\sigma}_U(Z)\sigma^2(Z)}\right)}{1 - \Phi\left(\frac{\zeta}{\tilde{\sigma}_U(Z)}\right)}\right) \\ &= 2\tilde{\sigma}_U(Z)\phi\left(\frac{\tilde{\sigma}_V^2\zeta}{\tilde{\sigma}_U(Z)\sigma^2(Z)}\right) + \left(1 - 2\Phi\left(\frac{\tilde{\sigma}_V^2\zeta}{\tilde{\sigma}_U(Z)\sigma^2(Z)}\right)\right)\zeta, \end{aligned}$$

and

$$E\left[\frac{\omega}{\Psi}\Phi\left(\xi - \frac{\lambda(Z)}{\sigma(Z)}\omega\right)|\eta\right] = -\Phi\left(\frac{\tilde{\sigma}_V^2\zeta}{\tilde{\sigma}_U(Z)\sigma^2(Z)}\right)\zeta + \tilde{\sigma}_U(Z)\phi\left(\frac{\tilde{\sigma}_V^2\zeta}{\tilde{\sigma}_U(Z)\sigma^2(Z)}\right),$$

where both results follow from the Moment Generating Function of the extended skew-normal distribution given in Azzalini (2013, p. 35-36).

Finally,

$$-E\left[\eta_1(\zeta - \omega)\frac{\sigma_U g(Z, \delta)}{\sigma^2(Z)}\right] = 2E\left[\eta_1\left(\tilde{\sigma}_U(Z)\phi\left(\frac{\tilde{\sigma}_V^2\zeta}{\tilde{\sigma}_U(Z)\sigma^2(Z)}\right) - \Phi\left(\frac{\tilde{\sigma}_V^2\zeta}{\tilde{\sigma}_U(Z)\sigma^2(Z)}\right)\zeta\right)\frac{\sigma_U g(Z, \delta)}{\sigma^2(Z)}\right],$$

and

$$-2E\left[\frac{\omega}{\Psi}\Phi\left(\xi - \frac{\lambda(Z)}{\sigma(Z)}\omega\right)\eta_1\frac{\sigma_U g(Z, \delta)}{\sigma^2(Z)}\right] = -2E\left[\eta_1\left(\tilde{\sigma}_U(Z)\phi\left(\frac{\tilde{\sigma}_V^2\zeta}{\tilde{\sigma}_U(Z)\sigma^2(Z)}\right) - \Phi\left(\frac{\tilde{\sigma}_V^2\zeta}{\tilde{\sigma}_U(Z)\sigma^2(Z)}\right)\zeta\right)\frac{\sigma_U g(Z, \delta)}{\sigma^2(Z)}\right],$$

and their sum is therefore equal to 0. This concludes the proof.

A.4. Proof of Proposition 2.2. Notice that $\nabla_{\rho_U\rho'_U}^2\zeta = \mathbf{0}$. The second derivative of the log-likelihood function wrt ρ_U is thus equal to

$$\begin{aligned} \nabla_{\rho_U\rho'_U}^2\ell(\theta) &= -\frac{1}{2}\left\{\frac{\nabla_{\rho_U\rho'_U}^2\sigma^2(Z)}{\sigma^2(Z)} - \frac{\nabla_{\rho_U}\sigma^2(Z)\nabla_{\rho'_U}\sigma^2(Z)}{\sigma^4(Z)}\right\} \\ &\quad - \left\{\frac{\nabla_{\rho_U}\zeta\nabla_{\rho'_U}\zeta}{\sigma^2(Z)} - \frac{\nabla_{\rho_U}\zeta(\zeta - \omega)\nabla_{\rho'_U}\sigma^2(Z)}{\sigma^4(Z)}\right\} \\ &\quad + \left\{\frac{\nabla_{\rho_U\rho'_U}^2\sigma^2(Z)(\zeta - \omega)^2}{2\sigma^4(Z)} + \frac{\nabla_{\rho_U}\sigma^2(Z)(\zeta - \omega)\nabla_{\rho'_U}\zeta}{\sigma^4(Z)} - \frac{\nabla_{\rho_U}\sigma^2(Z)(\zeta - \omega)^2\nabla_{\rho'_U}\sigma^2(Z)}{\sigma^6(Z)}\right\} \\ &\quad - \frac{2\omega}{\Psi}\left\{\left[\frac{\nabla_{\rho_U\rho'_U}^2\lambda(Z)}{\sigma(Z)} - \frac{\nabla_{\rho_U}\lambda(Z)\nabla_{\rho'_U}\sigma^2(Z)}{2\sigma^3(Z)} - \frac{\nabla_{\rho_U\rho'_U}^2\sigma^2(Z)\lambda(Z)}{2\sigma^3(Z)}\right]\right\} \end{aligned}$$

$$\begin{aligned}
& -\frac{\nabla_{\rho_U}\sigma^2(Z)\nabla_{\rho'_U}\lambda(Z)}{2\sigma^3(Z)} + \frac{3\lambda(Z)\nabla_{\rho_U}\sigma^2(Z)\nabla_{\rho'_U}\sigma^2(Z)}{4\sigma^5(Z)} \\
& + \left(\frac{\nabla_{\rho_U}\zeta}{\sigma^2(Z)} - \frac{\zeta\nabla_{\rho_U}\sigma^2(Z)}{\sigma^4(Z)}\right) \left(\nabla_{\rho'_U}\xi - \frac{\nabla_{\rho'_U}\lambda(Z)\omega}{\sigma(Z)} + \frac{\lambda(Z)\nabla_{\rho'_U}\sigma^2(Z)\omega}{2\sigma^3(Z)}\right) \\
& - \left(\xi - \frac{\lambda(Z)\omega}{\sigma(Z)}\right) \left(\frac{\nabla_{\rho_U}\lambda(Z)}{\sigma(Z)} - \frac{\nabla_{\rho_U}\sigma^2(Z)\lambda(Z)}{2\sigma^3(Z)}\right) \times \\
& \quad \left(\nabla_{\rho'_U}\xi - \frac{\nabla_{\rho'_U}\lambda(Z)\omega}{\sigma(Z)} + \frac{\lambda(Z)\nabla_{\rho'_U}\sigma^2(Z)\omega}{2\sigma^3(Z)}\right) \left[\phi\left(\xi - \frac{\lambda(Z)\omega}{\sigma(Z)}\right)\right] \\
& - \left(\frac{2\nabla_{\rho_U}\zeta\nabla_{\rho'_U}\sigma^2(Z)}{\sigma^4(Z)} + \frac{\zeta\nabla_{\rho_U\rho'_U}^2\sigma^2(Z)}{\sigma^4(Z)} - \frac{2\zeta\nabla_{\rho_U}\sigma^2(Z)\nabla_{\rho'_U}\sigma^2(Z)}{\sigma^6(Z)}\right) \Phi\left(\xi - \frac{\lambda(Z)\omega}{\sigma(Z)}\right) \\
& + \frac{4\omega^2}{\Psi^2} \left\{ \left(\frac{\nabla_{\rho_U}\lambda(Z)}{\sigma(Z)} - \frac{\nabla_{\rho_U}\sigma^2(Z)\lambda(Z)}{2\sigma^3(Z)}\right) \phi\left(\xi - \frac{\lambda(Z)\omega}{\sigma(Z)}\right) \right\} \\
& + \Phi\left(\xi - \frac{\lambda(Z)\omega}{\sigma(Z)}\right) \left(\frac{\nabla_{\rho_U}\zeta}{\sigma^2(Z)} - \frac{\zeta\nabla_{\rho_U}\sigma^2(Z)}{\sigma^4(Z)}\right) \times \\
& \quad \left\{ \left(-\frac{\nabla_{\rho'_U}\lambda(Z)}{\sigma(Z)} + \frac{\nabla_{\rho'_U}\sigma^2(Z)\lambda(Z)}{2\sigma^3(Z)}\right) \phi\left(\xi - \frac{\lambda(Z)\omega}{\sigma(Z)}\right) \right\} \\
& + \Phi\left(-\xi - \frac{\lambda(Z)\omega}{\sigma(Z)}\right) \exp\left(\frac{2\omega\zeta}{\sigma^2(Z)}\right) \left(\frac{\nabla_{\rho'_U}\zeta}{\sigma^2(Z)} - \frac{\zeta\nabla_{\rho'_U}\sigma^2(Z)}{\sigma^4(Z)}\right) \Big\},
\end{aligned}$$

where

$$\begin{aligned}
\nabla_{\rho_U\rho'_U}^2\sigma^2(Z) &= -2C_\eta^{-1}\sigma_U^2(g(Z,\delta))^2, \\
\nabla_{\rho_U\rho'_U}^2\lambda(Z) &= -\frac{1}{\tilde{\sigma}_V} \left[\frac{C_\eta^{-1}\sigma_U^2(g(Z,\delta))^2}{\tilde{\sigma}_U^3(Z)} - \frac{3C_\eta^{-1}\rho_U\sigma_U^4(g(Z,\delta))^4\rho'_U C_\eta^{-1}}{2\tilde{\sigma}_U^5(Z)} \right].
\end{aligned}$$

Whenever $\rho_U = \mathbf{0}$,

$$\begin{aligned}
\nabla_{\rho_U\rho'_U}^2\ell(\theta)\Big|_{\rho_U=\mathbf{0}} &= \frac{C_\eta^{-1}\sigma_U^2g^2(Z,\delta)}{\sigma^2(Z)} - \frac{\nabla_{\rho_U}\zeta\nabla_{\rho'_U}\zeta}{\sigma^2(Z)} - \frac{C_\eta^{-1}\sigma_U^2g^2(Z,\delta)\omega^2}{\sigma^4(Z)} \\
& - \frac{\phi\left(-\frac{\lambda(Z)}{\sigma(Z)}\omega\right)\omega}{\Phi\left(-\frac{\lambda(Z)}{\sigma(Z)}\omega\right)} \left\{ -\frac{C_\eta^{-1}\sigma_U^2g^2(Z,\delta)\lambda(Z)}{\sigma(Z)\tilde{\sigma}_U^4(Z)} + \frac{C_\eta^{-1}\sigma_U^2g^2(Z,\delta)\lambda(Z)}{\sigma^3(Z)} \right. \\
& \left. + \frac{\nabla_{\rho_U}\zeta\nabla_{\rho'_U}\zeta}{\lambda(Z)\sigma^3(Z)} \right\} + \frac{\nabla_{\rho_U}\zeta\nabla_{\rho'_U}\zeta}{\sigma^4(Z)}\omega^2.
\end{aligned}$$

Notice that, when $\rho_U = \mathbf{0}$,

$$f_{\varepsilon|\eta}(\varepsilon|\eta) = \frac{2}{\sigma(Z)} \Phi\left(-\frac{\lambda(Z)}{\sigma(Z)}\omega\right) \phi\left(\frac{\omega}{\sigma(Z)}\right),$$

which implies that

$$E[\varepsilon|\eta] = \sigma_V \rho'_V C_\eta^{-1} D_\eta^{-1} \eta - \tilde{\sigma}_U(Z) \sqrt{\frac{2}{\pi}}$$

$$\text{Var}[\varepsilon|\eta] = \sigma^2(Z) - \tilde{\sigma}_U^2(Z) \frac{2}{\pi}.$$

Therefore,

$$\begin{aligned} E[\omega^2|\eta] &= \text{Var}[\varepsilon|\eta] + (E[\varepsilon|\eta])^2 - 2E[\varepsilon|\eta] \sigma_V \rho'_V C_\eta^{-1} D_\eta^{-1} \eta + (\sigma_V \rho'_V C_\eta^{-1} D_\eta^{-1} \eta)^2 \\ &= \sigma^2(Z) - \tilde{\sigma}_U^2(Z) \frac{2}{\pi} + (\sigma_V \rho'_V C_\eta^{-1} D_\eta^{-1} \eta)^2 + \tilde{\sigma}_U^2(Z) \frac{2}{\pi} - 2(\sigma_V \rho'_V C_\eta^{-1} D_\eta^{-1} \eta) \tilde{\sigma}_U(Z) \sqrt{\frac{2}{\pi}} \\ &\quad - 2(\sigma_V \rho'_V C_\eta^{-1} D_\eta^{-1} \eta)^2 + 2(\sigma_V \rho'_V C_\eta^{-1} D_\eta^{-1} \eta) \tilde{\sigma}_U(Z) \sqrt{\frac{2}{\pi}} + (\sigma_V \rho'_V C_\eta^{-1} D_\eta^{-1} \eta)^2 \\ &= \sigma^2(Z), \end{aligned}$$

and

$$\begin{aligned} E\left[\frac{\phi\left(-\frac{\lambda(Z)}{\sigma(Z)}\omega\right)\omega}{\Phi\left(-\frac{\lambda(Z)}{\sigma(Z)}\omega\right)}|\eta\right] &= \frac{2}{\sigma(Z)} \int \omega \phi\left(-\frac{\lambda(Z)}{\sigma(Z)}\omega\right) \phi\left(\frac{\omega}{\sigma(Z)}\right) d\varepsilon \\ &= \frac{2\tilde{\sigma}_V}{\sqrt{2\pi}\sigma(Z)} \int \frac{(\varepsilon - \sigma_V \rho'_V C_\eta^{-1} D_\eta^{-1} \eta)}{\tilde{\sigma}_V} \phi\left(\frac{\varepsilon - \sigma_V \rho'_V C_\eta^{-1} D_\eta^{-1} \eta}{\tilde{\sigma}_V}\right) d\varepsilon = 0, \end{aligned}$$

as the integral can be seen as the mean of a centered normally distributed random variable.

Therefore,

$$E\left[\nabla_{\rho_U \rho'_U}^2 \ell(\theta_0)\right] = \mathbf{0},$$

where the result follows from the law of iterated expectations, and the conditional independence of ε and R given η from Assumption 2.1.

A.5. Proof of Theorem 2.1. Our proof is based on Andrews (1999) and Rotnitzky et al. (2000). In particular, we show that the log-likelihood admits a quadratic expansion at $\theta_0 = (\theta'_{1,0}, 0')'$, and then directly claim Theorems 2-3 and 4 of Andrews (1999). The likelihood function is infinitely differentiable wrt θ at θ_0 . We further assume the following

Assumption A.1. *The derivatives of the log-likelihood function up to the sixth order are square-integrable wrt the distribution of the data.*

The reason to require derivatives up to the sixth order to exist is that the log-likelihood function is an even function of ρ_U , as shown in Proposition 2.1. Therefore in the MacLaurin series of $\ell_n(\theta_0)$ all odd derivatives wrt ρ_U are equal to 0. Given Assumption A.1, and the iid assumption, we can then use the weak law of large numbers (WLLN) and the central limit theorem (CLT) on sample objects.

Let $\hat{\theta}_n$ be the maximum likelihood estimator of θ_0^* . Then

$$\begin{aligned}
\ell_n(\hat{\theta}_n) &= \ell_n(\theta_0^*) + \nabla_{\theta_1} \ell_n(\theta_0^*)' (\hat{\theta}_{1,n} - \theta_{1,0}) + \nabla_{\rho_U} \ell_n(\theta_0^*)' \hat{\rho}_{U,n} \\
&\quad + \frac{1}{2} (\hat{\theta}_{1,n} - \theta_{1,0})' \nabla_{\theta_1 \theta_1'}^2 \ell_n(\theta_0^*) (\hat{\theta}_{1,n} - \theta_{1,0}) + \frac{1}{2} \hat{\rho}_{U,n}' \nabla_{\rho_U \rho_U'}^2 \ell_n(\theta_0^*) \hat{\rho}_{U,n} \\
&\quad + 2 \hat{\rho}_{U,n}' \nabla_{\rho_U \theta_1'}^2 \ell_n(\theta_0^*) (\hat{\theta}_{1,n} - \theta_{1,0}) + \frac{1}{3!} \text{vec}(\hat{\rho}_{U,n} \hat{\rho}_{U,n}') \nabla_{\rho_U'} \text{vec} \left(\nabla_{\rho_U \rho_U'}^2 \ell_n(\theta_0^*) \right) \hat{\rho}_{U,n} \\
&\quad + \frac{2}{3!} \text{vec}(\hat{\rho}_{U,n} \hat{\rho}_{U,n}') \nabla_{\theta_1'} \text{vec} \left(\nabla_{\rho_U \rho_U'}^2 \ell_n(\theta_0^*) \right) (\hat{\theta}_{1,n} - \theta_{1,0}) \\
&\quad + \frac{1}{4!} \text{vec}(\hat{\rho}_{U,n} \hat{\rho}_{U,n}') \left[\nabla_{\text{vec}(\rho_U \rho_U')}^2 \text{vec} \left(\nabla_{\rho_U \rho_U'}^2 \ell_n(\theta_0^*) \right) \right] \text{vec}(\hat{\rho}_{U,n} \hat{\rho}_{U,n}') \\
&\quad + \|\hat{\theta}_{1,n} - \theta_{1,0}\|^3 h_{\theta_1,n}(Y_i, X_i, Z_i) + \|\hat{\rho}_{U,n}\|^6 h_{\rho_U,n}(Y_i, X_i, Z_i),
\end{aligned}$$

with $E[h_{\theta_1,n}^2(Y_i, X_i, Z_i)] < \infty$ and $E[h_{\rho_U,n}^2(Y_i, X_i, Z_i)] < \infty$ by Assumption A.1. Therefore, by the consistency of our maximum likelihood estimator, the remainder is $o_P(1)$. By the proof of Proposition 2.1, we know that the first derivative with respect to ρ_U at zero is identically equal to zero. This further implies that the first cross partial derivatives are also equal to zero, by the second Bartlett's identity. We also show in a Supplementary Appendix, that the third derivative wrt ρ_U at zero is identically zero. Using these identities,

$$\begin{aligned}
\ell_n(\hat{\theta}_n) &= \ell_n(\theta_0^*) + \nabla_{\theta_1} \ell_n(\theta_0^*)' (\hat{\theta}_{1,n} - \theta_{1,0}) \\
&\quad + \frac{1}{2} (\hat{\theta}_{1,n} - \theta_{1,0})' \nabla_{\theta_1 \theta_1'}^2 \ell_n(\theta_0^*) (\hat{\theta}_{1,n} - \theta_{1,0}) + \frac{1}{2} \hat{\rho}_{U,n}' \nabla_{\rho_U \rho_U'}^2 \ell_n(\theta_0^*) \hat{\rho}_{U,n} \\
&\quad + \frac{2}{3!} \text{vec}(\hat{\rho}_{U,n} \hat{\rho}_{U,n}') \nabla_{\theta_1'} \text{vec} \left(\nabla_{\rho_U \rho_U'}^2 \ell_n(\theta_0^*) \right) (\hat{\theta}_{1,n} - \theta_{1,0}) \\
&\quad + \frac{1}{4!} \text{vec}(\hat{\rho}_{U,n} \hat{\rho}_{U,n}') \left[\nabla_{\text{vec}(\rho_U \rho_U')}^2 \text{vec} \left(\nabla_{\rho_U \rho_U'}^2 \ell_n(\theta_0^*) \right) \right] \text{vec}(\hat{\rho}_{U,n} \hat{\rho}_{U,n}') + o_P(1) \\
&= \ell_n(\theta_0^*) + \nabla_{\theta_1} \ell_n(\theta_0^*)' (\hat{\theta}_{1,n} - \theta_{1,0}) \\
&\quad + \frac{1}{2} (\hat{\theta}_{1,n} - \theta_{1,0})' \nabla_{\theta_1 \theta_1'}^2 \ell_n(\theta_0^*) (\hat{\theta}_{1,n} - \theta_{1,0}) + \frac{1}{2} \text{vec} \left(\nabla_{\rho_U \rho_U'}^2 \ell_n(\theta_0^*) \right)' \text{vec}(\hat{\rho}_{U,n} \hat{\rho}_{U,n}') \\
&\quad + \frac{2}{3!} \text{vec}(\hat{\rho}_{U,n} \hat{\rho}_{U,n}') \nabla_{\theta_1'} \text{vec} \left(\nabla_{\rho_U \rho_U'}^2 \ell_n(\theta_0^*) \right) (\hat{\theta}_{1,n} - \theta_{1,0}) \\
&\quad + \frac{1}{4!} \text{vec}(\hat{\rho}_{U,n} \hat{\rho}_{U,n}') \left[\nabla_{\text{vec}(\rho_U \rho_U')}^2 \text{vec} \left(\nabla_{\rho_U \rho_U'}^2 \ell_n(\theta_0^*) \right) \right] \text{vec}(\hat{\rho}_{U,n} \hat{\rho}_{U,n}') + o_P(1) \\
&= \ell_n(\theta_0^*) + \left(\frac{\nabla_{\theta_1} \ell_n(\theta_0^*)}{\sqrt{n}} \right)' \sqrt{n} (\hat{\theta}_{1,n} - \theta_{1,0}) \\
&\quad + \frac{1}{2} \sqrt{n} (\hat{\theta}_{1,n} - \theta_{1,0})' \frac{\nabla_{\theta_1 \theta_1'}^2 \ell_n(\theta_0^*)}{n} \sqrt{n} (\hat{\theta}_{1,n} - \theta_{1,0}) + \frac{1}{2} \frac{\text{vec} \left(\nabla_{\rho_U \rho_U'}^2 \ell_n(\theta_0^*) \right)'}{\sqrt{n}} \sqrt{n} \text{vec}(\hat{\rho}_{U,n} \hat{\rho}_{U,n}') \\
&\quad + \frac{2}{3!} \sqrt{n} \text{vec}(\hat{\rho}_{U,n} \hat{\rho}_{U,n}') \frac{\nabla_{\theta_1'} \text{vec} \left(\nabla_{\rho_U \rho_U'}^2 \ell_n(\theta_0^*) \right)}{n} \sqrt{n} (\hat{\theta}_{1,n} - \theta_{1,0})
\end{aligned}$$

$$+ \frac{1}{4!} \sqrt{n} \text{vec}(\hat{\rho}_{U,n} \hat{\rho}'_{U,n})' \left[\frac{\nabla_{\text{vec}(\rho_U \rho'_U)}^2 \text{vec}(\nabla_{\rho_U \rho'_U}^2 \ell_n(\theta_0^*))}{n} \right] \sqrt{n} \text{vec}(\hat{\rho}_{U,n} \hat{\rho}'_{U,n}) + o_P(1).$$

Let

$$Z = \begin{pmatrix} Z_{\theta_1} \\ Z_{\rho_U \rho'_U} \end{pmatrix} \sim N(0, \mathcal{I}_1^-).$$

Recall that, by the properties of the Moore-Penrose pseudo inverse, $\mathcal{I}_1^- \mathcal{I}_1 \mathcal{I}_1^- = \mathcal{I}_1^-$, and $\mathcal{I}_1 \mathcal{I}_1^- \mathcal{I}_1 = \mathcal{I}_1$.

By Corollary 1 in Rotnitzky et al. (2000), the WLLN and the CLT, we have that

$$\begin{aligned} & -\frac{\nabla_{\theta_1 \theta_1'}^2 \ell_n(\theta_0^*)}{n} \xrightarrow{p} \mathcal{I}_{\theta_1} \\ & \frac{\nabla_{\text{vec}(\rho_U \rho'_U)}^2 \text{vec}(\nabla_{\rho_U \rho'_U}^2 \ell_n(\theta_0^*))}{n} \xrightarrow{p} \frac{4! \mathcal{I}_{\rho_U \rho'_U}}{2} \\ & \frac{\nabla_{\theta_1'} \text{vec}(\nabla_{\rho_U \rho'_U}^2 \ell_n(\theta_0^*))}{n} \xrightarrow{p} \frac{3! \mathcal{I}_{\theta_1 \rho_U \rho'_U}}{2} \\ & \left(\begin{array}{c} \frac{\nabla_{\theta_1} \ell_n(\theta_0^*)}{\sqrt{n}} \\ \frac{\text{vec}(\nabla_{\rho_U \rho'_U}^2 \ell_n(\theta_0^*))}{2\sqrt{n}} \end{array} \right) \xrightarrow{d} \mathcal{I}_1 \begin{pmatrix} Z_{\theta_1} \\ Z_{\rho_U \rho'_U} \end{pmatrix}. \end{aligned}$$

All the regularity conditions in Andrews (1999, Assumptions 2-6) are satisfied, so that $\sqrt{n}(\hat{\theta}_{1,n} - \theta_{1,0}) = \hat{\tau}_{\theta_1,n} + o_P(1)$, and $\sqrt{n} \text{vec}(\hat{\rho}_{U,n} \hat{\rho}'_{U,n}) = \hat{\tau}_{\rho_U \rho'_U,n} + o_P(1)$, where $\hat{\tau}_{\theta_1,n} \xrightarrow{d} \hat{\tau}_{\theta_1}$ and $\hat{\tau}_{\rho_U \rho'_U,n} \xrightarrow{d} \hat{\tau}_{\rho_U \rho'_U}$ as $n \rightarrow \infty$. Thus

$$\begin{aligned} \ell_n(\hat{\theta}_n) &= \ell_n(\theta_0^*) + Z_{\theta_1}' \mathcal{I}_{\theta_1} \hat{\tau}_{\theta_1,n} + Z_{\rho_U \rho'_U}' \mathcal{I}_{\rho_U \rho'_U} \hat{\tau}_{\rho_U \rho'_U,n} - \frac{1}{2} \hat{\tau}_{\theta_1,n}' \mathcal{I}_{\theta_1} \hat{\tau}_{\theta_1,n} \\ &\quad + Z_{\rho_U \rho'_U}' \mathcal{I}_{\rho_U \rho'_U} \hat{\tau}_{\rho_U \rho'_U,n} + Z_{\theta_1}' \mathcal{I}_{\theta_1 \rho_U \rho'_U} \hat{\tau}_{\rho_U \rho'_U,n} \\ &\quad - \hat{\tau}_{\rho_U \rho'_U,n}' \mathcal{I}_{\rho_U \rho'_U} \hat{\tau}_{\theta_1,n} - \frac{1}{2} \hat{\tau}_{\rho_U \rho'_U,n}' \mathcal{I}_{\rho_U \rho'_U} \hat{\tau}_{\rho_U \rho'_U,n} + o_P(1) \\ &= \ell_n(\theta_0^*) + \frac{1}{2} Z' \mathcal{I} Z - \frac{1}{2} Z_{\theta_1}' \mathcal{I}_{\theta_1} Z_{\theta_1} - Z_{\rho_U \rho'_U}' \mathcal{I}_{\rho_U \rho'_U} Z_{\rho_U \rho'_U} \\ &\quad - \frac{1}{2} Z_{\rho_U \rho'_U}' \mathcal{I}_{\rho_U \rho'_U} Z_{\rho_U \rho'_U} + Z_{\theta_1}' \mathcal{I}_{\theta_1} \hat{\tau}_{\theta_1,n} + Z_{\rho_U \rho'_U}' \mathcal{I}_{\rho_U \rho'_U} \hat{\tau}_{\rho_U \rho'_U,n} - \frac{1}{2} \hat{\tau}_{\theta_1,n}' \mathcal{I}_{\theta_1} \hat{\tau}_{\theta_1,n} \\ &\quad + Z_{\rho_U \rho'_U,n}' \mathcal{I}_{\rho_U \rho'_U} \hat{\tau}_{\rho_U \rho'_U,n} + Z_{\theta_1,n}' \mathcal{I}_{\theta_1 \rho_U \rho'_U} \hat{\tau}_{\rho_U \rho'_U,n} \\ &\quad - \hat{\tau}_{\rho_U \rho'_U,n}' \mathcal{I}_{\rho_U \rho'_U} \hat{\tau}_{\theta_1,n} - \frac{1}{2} \hat{\tau}_{\rho_U \rho'_U,n}' \mathcal{I}_{\rho_U \rho'_U} \hat{\tau}_{\rho_U \rho'_U,n} + o_P(1) \\ &= \ell_n(\theta_0^*) + \frac{1}{2} Z' \mathcal{I} Z - \frac{1}{2} (\hat{\tau}_{\theta_1,n} - Z_{\theta_1})' \mathcal{I}_{\theta_1} (\hat{\tau}_{\theta_1,n} - Z_{\theta_1}) \\ &\quad - (\hat{\tau}_{\rho_U \rho'_U,n} - Z_{\rho_U \rho'_U})' \mathcal{I}_{\rho_U \rho'_U} (\hat{\tau}_{\rho_U \rho'_U,n} - Z_{\rho_U \rho'_U}) \\ &\quad - \frac{1}{2} (\hat{\tau}_{\rho_U \rho'_U,n} - Z_{\rho_U \rho'_U})' \mathcal{I}_{\rho_U \rho'_U} (\hat{\tau}_{\rho_U \rho'_U,n} - Z_{\rho_U \rho'_U}) \end{aligned}$$

$$= \ell_n(\theta_0^*) + \frac{1}{2} Z' \mathcal{I} Z - \frac{1}{2} (\hat{\tau}_n - Z)' \mathcal{I} (\hat{\tau}_n - Z),$$

where $\hat{\tau}_n = (\hat{\tau}'_{\theta_1, n}, \hat{\tau}'_{\rho_U \rho'_U, n})'$, and the statement of the Theorem follows from Assumption 2.4 and Andrews (1999, Th. 4 p. 1365).

APPENDIX B. DESCRIPTIVE STATISTICS

Table 7 contains descriptive statistics from the main variables used in the empirical analysis.

	Mean	St.Dev.	Min	Max
Output	176516.050	295059.190	2466.286	3455000.000
<i>Inputs</i>				
Land	27266.243	31344.445	729.000	273800.000
Labor	228.441	838.113	1.000	13374.000
Fertilizers	41358.787	434911.849	50.000	7500000.000
Seeds	277.489	392.705	0.004	3500.000
<i>Environmental variables</i>				
Education	0.065	0.138	0.000	0.800
Experience	23.833	16.019	1.000	77.000
Risk Div	0.571	0.575	0.002	3.051
<i>Instruments</i>				
Natural Shock	0.439	0.497	0.000	1.000
Own Supplier	0.051	0.099	0.000	0.999
Formal Supplier	0.256	0.194	0.000	1.000
Informal Supplier	0.011	0.045	0.000	0.500
Peers Experience	24.469	13.449	10.000	44.000

TABLE 7. Descriptive Statistics

(S. Centorrino, Corresponding author) ECONOMICS DEPARTMENT, STATE UNIVERSITY OF NEW YORK AT STONY BROOK, USA.

Email address, S. Centorrino: samuele.centorrino@stonybrook.edu

(M. Pérez-Urdiales) ECONOMICS DEPARTMENT, STATE UNIVERSITY OF NEW YORK AT STONY BROOK, USA.

Email address: maria.perez-urdiales@stonybrook.edu