

New Formulation and Computation for Generalized Singular Values of Grassman Matrix Pair

Wei-Wei Xu* Michael K. Ng[†] Zheng-Jian Bai[‡]

July 5, 2021

Abstract

In this paper, we derive new model formulations for computing generalized singular values of a Grassman matrix pair. These new formulations make use of truncated filter matrices to locate the i -th generalized singular value of a Grassman matrix pair. The resulting matrix optimization problems can be solved by using numerical methods involving Newton's method on Grassmann manifold. Numerical examples on synthetic data sets and gene expression data sets are reported to demonstrate the high accuracy and the fast computation of the proposed new formulations for computing arbitrary generalized singular value of Grassman matrix pair.

Keywords. New model formulation, arbitrary generalized singular value, Grassman matrix pair, Newton's method on Grassmann manifold

2010 AMS subject classifications. 65F15, 65F99.

1 Introduction

The generalized singular value decomposition (GSVD) used in mathematics and numerical computations [10, 11, 22] is a very useful and versatile tool. The GSVD of two matrices having the same number of columns was first proposed by Van Loan [22]. It is very useful in many matrix computation problems and practical applications, such as the Kronecker canonical form of a general matrix pencil, the linearly constrained least-squares problem, the general Gauss-Markov

*School of Mathematics and Statistics, Nanjing University of Information Science and Technology, Nanjing 210044, People's Republic of China (wwx19840904@sina.com). The research of this author is partially supported by the National Natural Science Foundation of China (No. 11971243) and the Natural Science Foundation of Jiangsu Province of China (No. BK20181405).

[†]Department of Mathematics, The University of Hong Kong, Pokfulam, Hong Kong, People's Republic of China (mng@maths.hku.hk). The research of this author is partially supported by the HKRGC GRF 12306616, 12200317, 12300218, 12300519, and HKU 104005583.

[‡]School of Mathematical Sciences and Fujian Provincial Key Laboratory on Mathematical Modeling & High Performance Scientific Computing, Xiamen University, Xiamen 361005, People's Republic of China (zjbai@xmu.edu.cn). The research of this author is partially supported by the National Natural Science Foundation of China (No. 11671337) and the Fundamental Research Funds for the Central Universities (No. 20720180008).

linear model, the generalized total least-squares problem, real-time signal processing, comparative analysis of DNA microarrays and so on; see for example [2, 3, 4, 5, 6, 7, 8, 10, 11, 14, 18, 20, 22, 23, 24, 26].

Numerical methods and perturbation analysis of GSVD have been well developed; see for instance [4, 7, 8, 14, 18, 20, 21, 22, 23, 24, 26]. The GSVD of two matrices having the same number of columns was first proposed by Van Loan [22]. Van Loan [22] and Paige [18] provided algorithms for computing the generalized singular value decomposition. Bai and Demmel [4] described a variation of Paige’s algorithm for computing the GSVD introduced by Van Loan [22] and Paige and Saunders [19]. Ewerbring and Luk [8] and Zha [26] proposed a GSVD for matrix triplets. Stewart [20] and Van Loan [23] proposed two algorithms for computing the GSVD. On perturbation analysis of the GSVD, Sun [21] and Li [14] presented several perturbation bounds of generalized singular values (GSVs) of a Grassman matrix pair (GMP) and their associated subspaces. Xu et al. [24] provided the explicit expression and sharper bounds of the chordal metric between GSVs of a GMP.

Recently, the GSVD plays an important role in the analysis of DNA microarrays and gene data. For arbitrary generalized singular value (α_i, β_i) of a GMP, the ratio α_i/β_i can be used in comparison analysis of gene data as an indicator; see for example [2, 3]. Moreover, the formulation for arbitrary GSV of a GMP has not been studied. Usually, the GSVD are computed by making decompositions (e.g., QR decomposition and CS decomposition). In these cases, computing the whole decomposition makes computational cost higher. The main goal of this paper is to propose new model formulations for computing arbitrary GSV of a GMP. We first derive new formulations for computing arbitrary GSV of the GMP. By using truncated filter matrices, the matrix optimization problems can be reformulated to locate the i -th GSV of the GMP. The resulting optimization problems can be solved by using Newton’s method on Grassmann manifold. Numerical examples on synthetic data sets and gene expression data sets are reported to demonstrate the high accuracy and the fast computation of the proposed method for computing arbitrary GSV of a GMP.

1.1 Organization

The rest of this paper is organized as follows. In Section 2, we provide mathematical preliminaries and derive new formulations for computing GSVs of a GMP. In Section 3, we present the numerical method for solving the resulting optimization models. In Section 4, we provide numerical examples to show the efficiency of the theoretical results. Finally, some concluding remarks are given in Section 5.

1.2 Notation

Throughout this paper we always use the following notation and definitions. i denotes imaginary unit $\sqrt{-1}$ and \mathbb{R} , \mathbb{C} , \mathbb{R}^n , $\mathbb{C}^{m \times n}$ and U_n are the sets of real numbers, complex numbers, n -dimensional real vectors, $m \times n$ complex matrices and $n \times n$ unitary matrices accordingly. $|\cdot|$ stands for the absolute value of a complex number. I_n and $O_{m \times n}$ stand for the identity matrix of order n and the $m \times n$ zero matrix, respectively. \bar{A} , A^T , A^H , A^{-1} , $\det(A)$, $\text{tr}(A)$ denote the conjugate, transpose, conjugate transpose, inverse, determinant and trace of a matrix A

accordingly. By $\|\cdot\|_2$ we denote the spectral norm of a matrix. The singular value set of A is denoted by $\sigma(A)$. For given matrices $A, B \in \mathbb{C}^{n \times n}$, $A < (\leq) B$ means $B - A$ is a positive (semi-)definite matrix. For a matrix $A \in \mathbb{C}^{n \times n}$, we denote by $\sigma_1(A) \geq \sigma_2(A) \geq \cdots \geq \sigma_n(A) \geq 0$ its singular values, arranged in decreasing order. We denote $[\gamma]$ the largest integer less than or equal to a real number γ . The symbol “ \otimes ” means the Kronecher product and $\text{vec}(\cdot)$ creates a column vector from a matrix by stacking its column vectors below one another. Finally, $\text{diag}(A, B)$ denotes a block diagonal matrix in which the diagonal blocks are square matrices A and B .

Definition 1.1 [10] *Let $A \in \mathbb{C}^{m \times n}$ and $B \in \mathbb{C}^{p \times n}$. A matrix pair $\{A, B\}$ is an (m, p, n) -GMP if $\text{rank}(A^T, B^T)^T = n$.*

For any (m, p, n) -GMP $\{A, B\}$, one may see $Z = (A^T, B^T)^T$ as a point of the complex projective space $G_{n, m+p}$ of all n -dimensional subspaces of the $(m+p)$ -dimensional complex space \mathbb{C}^{m+p} , i.e., one can identify Z with the linear subspace $R(Z)$ (see e.g. [15, 17, 21]). Clearly, if $\{A, B\}$ is an (m, p, n) -GMP, then $(A^H A, B^H B)$ is a definite matrix pair, i.e., $x^H A^H A x + x^H B^H B x > 0$ for all nonzero $x \in \mathbb{C}^n$. The definite pair $(A^H A, B^H B)$ has n generalized eigenvalues, and thus the GMP $\{A, B\}$ has n generalized singular values. A well-developed perturbation theory for the generalized eigenvalue problem of definite pencils is available. Perturbation bounds for the generalized singular value problem can be obtained with the help of the close relation between the two problems. However, the bounds obtained in this way are often unsatisfactory, just like the perturbation bounds for the singular values (SVs) of a single matrix A obtained through the perturbation bounds for the eigenvalues of the Hermitian matrix $A^H A$. Therefore, special attention deserves to be paid to perturbations for the generalized singular value problem. Therefore, research on numerical methods and perturbation analysis of the GSVD of a GMP is an important topic (see e.g. [4, 14, 21, 22, 24]).

Definition 1.2 [10] *Let $\{A, B\}$ be an (m, p, n) -GMP. A nonnegative number pair (α, β) is a GSV of the GMP $\{A, B\}$ if*

$$(\alpha, \beta) \neq (0, 0), \quad \det(\beta^2 A^H A - \alpha^2 B^H B) = 0, \quad \alpha, \beta \geq 0.$$

The set of GSV of $\{A, B\}$ is denoted by $\sigma\{A, B\}$. Evidently,

$$\sigma\{A, B\} = \{(\alpha, \beta) \neq (0, 0) \mid \det(\beta^2 A^H A - \alpha^2 B^H B) = 0, \alpha, \beta \geq 0\}.$$

In the literature [22, 23], there are several formulations of the GSVD. Here we adopt the following form.

Definition 1.3 *Let $\{A, B\}$ be an (m, p, n) -GMP. Then there exist unitary matrices $U \in \mathbb{C}^{m \times m}$, $V \in \mathbb{C}^{p \times p}$, and a nonsingular matrix $R \in \mathbb{C}^{n \times n}$ such that*

$$U^H A R^{-1} = \Sigma_A, \quad V^H B R^{-1} = \Sigma_B, \quad (1.1)$$

$$\Sigma_A = \begin{pmatrix} \Lambda & \\ & O_{(m-r-s) \times (n-r-s)} \end{pmatrix}, \quad \Sigma_B = \begin{pmatrix} O_{(p+r-n) \times r} & \\ & \Omega \end{pmatrix}, \quad (1.2)$$

where

$$\Lambda = \text{diag}(\alpha_1, \dots, \alpha_{r+s}), \quad \Omega = \text{diag}(\beta_{r+1}, \dots, \beta_n),$$

with

$$1 = \alpha_1 = \cdots = \alpha_r > \alpha_{r+1} \geq \cdots \geq \alpha_{r+s} > \alpha_{r+s+1} = \cdots = \alpha_n = 0,$$

$$0 = \beta_1 = \cdots = \beta_r < \beta_{r+1} \leq \cdots \leq \beta_{r+s} < \beta_{r+s+1} = \cdots = \beta_n = 1,$$

and

$$\alpha_i^2 + \beta_i^2 = 1, \quad 1 \leq i \leq n.$$

2 Trace function optimization model formulation

In this section we give new model formulation of any GSV of a GMP by trace function under one variable.

Lemma 2.1 [25] *Let $c \in \mathbb{R}$ and $A_1, \dots, A_m \in \mathbb{C}^{n \times n}$ with $\sigma_1(A_i) \geq \sigma_2(A_i) \geq \cdots \geq \sigma_n(A_i)$ for $i = 1, \dots, m$. Then we have*

$$\begin{aligned} \max_{U_1, \dots, U_m \in \mathbb{U}_n} \Re[\text{tr}(cI_n \pm \prod_{j=1}^m U_j A_j)] &= nc + \sum_{i=1}^n \prod_{j=1}^m \sigma_i(A_j), \\ \max_{U_1, \dots, U_m \in \mathbb{U}_n} |\text{tr}(cI_n \pm \prod_{j=1}^m U_j A_j)| &= n |c| + \sum_{i=1}^n \prod_{j=1}^m \sigma_i(A_j), \\ \min_{U_1, \dots, U_m \in \mathbb{U}_n} \Re[\text{tr}(cI_n \pm \prod_{j=1}^m U_j A_j)] &= nc - \sum_{i=1}^n \prod_{j=1}^m \sigma_i(A_j), \\ \min_{U_1, \dots, U_m \in \mathbb{U}_n} |\text{tr}(cI_n \pm \prod_{j=1}^m U_j A_j)| &= \begin{cases} n |c| - \sum_{i=1}^n \prod_{j=1}^m \sigma_i(A_j), & \frac{1}{n} \sum_{i=1}^n \prod_{j=1}^m \sigma_i(A_j) \leq |c|, \\ 0, & \frac{1}{n} \sum_{i=1}^n \prod_{j=1}^m \sigma_i(A_j) \geq |c|. \end{cases} \end{aligned}$$

Lemma 2.2 [12] *Let $f(X) : \mathbb{C}^{n \times n} \rightarrow \mathbb{R}$ be an analytical function of several complex variables on the domain $XX^H \leq I_n$. Then $f(X)$ attains its maximum modulus on the characteristic manifold $\{X \in \mathbb{C}^{n \times n} : XX^H = I_n\}$.*

We now give new formula model of any GSV of a GMP by trace function optimization under one variable.

Lemma 2.3 *Let $\{A, B\}$ be an (m, p, n) -GMP and the GSV (α_i, β_i) of $\{A, B\}$ be given in (1.1) and (1.2). The following conclusions hold true.*

a) *If $n \leq m$, then for $1 \leq i \leq n$,*

$$\begin{aligned} \alpha_i^2 &= \max_{\Phi_1 \in \mathbb{U}_m} \text{tr}(A^H \Phi_1^H Q_i \Phi_1 A (A^H A + B^H B)^{-1}) \\ &\quad - \max_{\Phi_1 \in \mathbb{U}_m} \text{tr}(A^H \Phi_1^H Q_{i-1} \Phi_1 A (A^H A + B^H B)^{-1}) \equiv \phi_i, \end{aligned} \quad (2.1)$$

where

$$Q_i = \text{diag}(T_i, O_{(m-n) \times (m-n)}) \quad \text{with} \quad T_i = \text{diag}(I_i, O_{(n-i) \times (n-i)}). \quad (2.2)$$

b) If $n \leq p$, then for $1 \leq i \leq n$,

$$\begin{aligned} \beta_i^2 &= \max_{\Phi_2 \in \mathbb{U}_p} \text{tr}(B^H \Phi_2^H P_i \Phi_2 B (A^H A + B^H B)^{-1}) \\ &\quad - \max_{\Phi_2 \in \mathbb{U}_p} \text{tr}(B^H \Phi_2^H P_{i-1} \Phi_1 B (A^H A + B^H B)^{-1}) \equiv \psi_i, \end{aligned} \quad (2.3)$$

where

$$P_i = \text{diag}(O_{(p-n) \times (p-n)}, F_i) \quad \text{with} \quad F_i = \text{diag}(O_{(i-1) \times (i-1)}, I_{n-i+1}). \quad (2.4)$$

c) If $m \leq n$, then $\alpha_{m+1} = \dots = \alpha_n = 0$ and for $1 \leq i \leq m$,

$$\begin{aligned} \alpha_i^2 &= \max_{\Psi_1 \in \mathbb{U}_m} \text{tr}(A^H \Psi_1^H Q_i \Psi_1 A (A^H A + B^H B)^{-1}) \\ &\quad - \max_{\Psi_1 \in \mathbb{U}_m} \text{tr}(A^H \Psi_1^H Q_{i-1} \Psi_1 A (A^H A + B^H B)^{-1}) \equiv \varphi_i, \end{aligned} \quad (2.5)$$

where

$$Q_i = \text{diag}(I_i, O_{(m-i) \times (m-i)}). \quad (2.6)$$

d) If $p \leq n$, then $\beta_1 = \dots = \beta_{n-p} = 0$ and for $n-p+1 \leq i \leq n$,

$$\begin{aligned} \beta_i^2 &= \max_{\Psi_2 \in \mathbb{U}_p} \text{tr}(B^H \Psi_2^H P_i \Psi_2 B (A^H A + B^H B)^{-1}) \\ &\quad - \max_{\Psi_2 \in \mathbb{U}_p} \text{tr}(B^H \Psi_2^H P_{i-1} \Psi_2 B (A^H A + B^H B)^{-1}) \equiv \chi_i. \end{aligned} \quad (2.7)$$

where

$$P_i = \text{diag}(O_{(p-n+i-1) \times (p-n+i-1)}, I_{n-i+1}). \quad (2.8)$$

Proof: a) If $n \leq m$, then for $1 \leq i \leq n$, we let Q_i be defined by (2.2). We set $\Sigma_A = \begin{pmatrix} \hat{\Sigma}_A \\ O_{(m-n) \times n} \end{pmatrix}$

and for any $\Phi_1 \in \mathbb{U}_m$, we let $\Phi_1 U = \begin{pmatrix} \phi_{11} & \phi_{12} \\ \phi_{21} & \phi_{22} \end{pmatrix}$ with $\phi_{11} \in \mathbb{C}^{n \times n}$. Using the GSVD of $\{A, B\}$ in (1.1) and (1.2) we have

$$\begin{aligned} &\max_{\Phi_1 \in \mathbb{U}_m} \text{tr}(A^H \Phi_1^H Q_i \Phi_1 A (A^H A + B^H B)^{-1}) \\ &= \max_{\Phi_1 \in \mathbb{U}_m} \text{tr}((A^H A + B^H B)^{-1/2} A^H \Phi_1^H Q_i \Phi_1 A (A^H A + B^H B)^{-1/2}) \\ &= \max_{\Phi_1 \in \mathbb{U}_m} \text{tr}(\Sigma_A^H U^H \Phi_1^H Q_i \Phi_1 U \Sigma_A) \\ &= \max_{\phi_{11} \phi_{11}^H \leq I_n} \text{tr}(\hat{\Sigma}_A^H \phi_{11}^H T_i \phi_{11} \hat{\Sigma}_A). \end{aligned}$$

Observe $f(\phi_{11}) = \text{tr}(\hat{\Sigma}_A^H \phi_{11}^H T_i \phi_{11} \hat{\Sigma}_A)$ is an analytical function of several complex variables on the domain $\phi_{11} \phi_{11}^H \leq I_n$. By Lemma 2.2 we have $f(\phi_{11})$ attains its maximum modulus on the characteristic manifold $\{\phi_{11} \in \mathbb{C}^{n \times n} : \phi_{11} \phi_{11}^H = I_n\}$. Therefore,

$$\max_{\phi_{11} \phi_{11}^H \leq I_n} \text{tr}(\hat{\Sigma}_A^H \phi_{11}^H T_i \phi_{11} \hat{\Sigma}_A) = \max_{\phi_{11} \phi_{11}^H = I_n} \text{tr}(\hat{\Sigma}_A^H \phi_{11}^H T_i \phi_{11} \hat{\Sigma}_A).$$

Thus, by Lemma 2.1 we have

$$\max_{\Phi_1 \in \mathbb{U}_m} \operatorname{tr}(A^H \Phi_1^H Q_i \Phi_1 A (A^H A + B^H B)^{-1}) = \max_{\phi_{11} \phi_{11}^H = I_n} \operatorname{tr}(\hat{\Sigma}_A^H \phi_{11}^H T_i \phi_{11} \hat{\Sigma}_A) = \alpha_1^2 + \cdots + \alpha_i^2. \quad (2.9)$$

Similarly, we have

$$\max_{\Phi_1 \in \mathbb{U}_m} \operatorname{tr}(A^H \Phi_1^H Q_{i-1} \Phi_1 A (A^H A + B^H B)^{-1}) = \alpha_1^2 + \cdots + \alpha_{i-1}^2. \quad (2.10)$$

From (2.9) and (2.10) it follows that (2.1) holds for $1 \leq i \leq n$.

b) If $n \leq p$, then for $1 \leq i \leq n$, let P_i be defined by (2.4). Let $\Sigma_B = (O_{(p-n) \times n}, \hat{\Sigma}_B)$. For any $\Phi_2 \in \mathbb{U}_p$, let $\Phi_2 V = \begin{pmatrix} \psi_{11} & \psi_{12} \\ \psi_{21} & \psi_{22} \end{pmatrix} \in \mathbb{U}_p$ with $\psi_{22} \in \mathbb{C}^{n \times n}$. Using the GSVD of $\{A, B\}$ in (1.1) and (1.2) we have

$$\begin{aligned} & \max_{\Phi_2 \in \mathbb{U}_p} \operatorname{tr}(B^H \Phi_2^H P_i \Phi_2 B (A^H A + B^H B)^{-1}) \\ & \max_{\Phi_2 \in \mathbb{U}_p} \operatorname{tr}((A^H A + B^H B)^{-1/2} B^H \Phi_2^H P_i \Phi_2 B (A^H A + B^H B)^{-1/2}) \\ & = \max_{\Phi_2 \in \mathbb{U}_p} \operatorname{tr}(\Sigma_B^H V^H \Phi_2^H P_i \Phi_2 V \Sigma_B) \\ & = \max_{\psi_{22} \psi_{22}^H \leq I_n} \operatorname{tr}(\hat{\Sigma}_B^H \psi_{22}^H F_i \psi_{22} \hat{\Sigma}_B), \end{aligned}$$

which attains its maximum modulus on the characteristic manifold $\{\psi_{22} \in \mathbb{C}^{n \times n} : \psi_{22} \psi_{22}^H = I_n\}$ by Lemma 2.2. Then by Lemma 2.1 we have

$$\max_{\Phi_2 \in \mathbb{U}_p} \operatorname{tr}(B^H \Phi_2^H P_i \Phi_2 B (A^H A + B^H B)^{-1}) = \max_{\psi_{22} \psi_{22}^H = I_n} \operatorname{tr}(\hat{\Sigma}_B^H \psi_{22}^H F_i \psi_{22} \hat{\Sigma}_B) = \beta_i^2 + \cdots + \beta_n^2. \quad (2.11)$$

Similarly, we have

$$\max_{\Psi_1 \in \mathbb{U}_p} \operatorname{tr}(B^H \Psi_1^H P_{i+1} \Psi_1 B (A^H A + B^H B)^{-1}) = \beta_{i+1}^2 + \cdots + \beta_n^2. \quad (2.12)$$

Using (2.11) and (2.12) we can conclude that (2.3) holds for $1 \leq i \leq n$.

c) If $m \leq n$, then it is easy to check that $\alpha_{m+1} = \cdots = \alpha_n = 0$. For $1 \leq i \leq m$, let Q_i be defined by (2.6). We set $\Sigma_A = (\hat{\Sigma}_A, O_{m \times (n-m)})$. Using the GSVD of $\{A, B\}$ in (1.1) and (1.2) and Lemma 2.1 we have

$$\begin{aligned} & \max_{\Psi_1 \in \mathbb{U}_m} \operatorname{tr}(A^H \Psi_1^H Q_i \Psi_1 A (A^H A + B^H B)^{-1}) \\ & = \max_{\Psi_1 \in \mathbb{U}_m} \operatorname{tr}(\Sigma_A^H U^H \Psi_1^H Q_i \Psi_1 U \Sigma_A) \\ & = \max_{\Psi_1 \in \mathbb{U}_m} \operatorname{tr}(\operatorname{diag}(\hat{\Sigma}_A^H U^H \Psi_1^H Q_i \Psi_1 U \hat{\Sigma}_A, O_{(n-m) \times (n-m)})) \\ & = \max_{\Psi_1 \in \mathbb{U}_m} \operatorname{tr}(\hat{\Sigma}_A^H U^H \Psi_1^H Q_i \Psi_1 U \hat{\Sigma}_A) \\ & = \alpha_1^2 + \cdots + \alpha_i^2. \end{aligned} \quad (2.13)$$

Similarly, we have

$$\max_{\Psi_1 \in \mathbb{U}_m} \text{tr}(A^H \Psi_1^H \mathcal{Q}_{i-1} \Psi_1 A (A^H A + B^H B)^{-1}) = \alpha_1^2 + \cdots + \alpha_{i-1}^2. \quad (2.14)$$

From (2.13) and (2.14) it follows that (2.5) holds for $1 \leq i \leq m$.

d) If $p \leq n$, then $\beta_1 = \cdots = \beta_{n-p} = 0$. For $n-p+1 \leq i \leq n$, let \mathcal{P}_i be defined by (2.8). We set $\Sigma_B = (O_{p \times (n-p)}, \hat{\Sigma}_B)$. From the GSVD of $\{A, B\}$ in (1.1) and (1.2) and Lemma 2.1 we have

$$\begin{aligned} & \max_{\Psi_2 \in \mathbb{U}_p} \text{tr}(B^H \Psi_2^H \mathcal{P}_i \Psi_2 B (A^H A + B^H B)^{-1}) \\ &= \max_{\Psi_2 \in \mathbb{U}_p} \text{tr}((A^H A + B^H B)^{-1/2} B^H \Psi_2^H \mathcal{P}_i \Psi_2 B (A^H A + B^H B)^{-1/2}) \\ &= \max_{\Psi_2 \in \mathbb{U}_p} \text{tr}(\Sigma_B^H V^H \Psi_2^H \mathcal{P}_i \Psi_2 V \Sigma_B) \\ &= \max_{\Psi_2 \in \mathbb{U}_p} \text{tr}(\text{diag}(O_{(n-p) \times (n-p)}, \hat{\Sigma}_B^H V^H \Psi_2^H \mathcal{P}_i \Psi_2 V \hat{\Sigma}_B)) \\ &= \max_{\Psi_2 \in \mathbb{U}_p} \text{tr}(\hat{\Sigma}_B^H V^H \Psi_2^H \mathcal{P}_i \Psi_2 V \hat{\Sigma}_B) \\ &= \beta_i^2 + \cdots + \beta_n^2. \end{aligned} \quad (2.15)$$

Similarly, we have

$$\max_{\Psi_2 \in \mathbb{U}_p} \text{tr}(B^H \Psi_2^H \mathcal{P}_{i+1} \Psi_2 B (A^H A + B^H B)^{-1}) = \beta_{i+1}^2 + \cdots + \beta_n^2. \quad (2.16)$$

Using (2.15) and (2.16) we have (2.7) holds for $n-p+1 \leq i \leq n$. The proof is complete. \square

Next, we give new formula model of any GSV of a GMP by trace function optimization under two variables.

Lemma 2.4 *Let $\{A, B\}$ be an (m, p, n) -GMP and the GSV (α_i, β_i) of $\{A, B\}$ be given in (1.1) and (1.2). The following conclusions hold true.*

a) *If $n \leq m$, then for $1 \leq i \leq n$,*

$$\begin{aligned} \alpha_i &= \max_{\Pi_1 \in \mathbb{U}_m, \Pi_2 \in \mathbb{U}_n} |\text{tr}(\Pi_1 A (A^H A + B^H B)^{-1/2} \Pi_2 \mathcal{G}_i)| \\ &\quad - \max_{\Pi_1 \in \mathbb{U}_m, \Pi_2 \in \mathbb{U}_n} |\text{tr}(\Pi_1 A (A^H A + B^H B)^{-1/2} \Pi_2 \mathcal{G}_{i-1})| \equiv \tilde{\phi}_i, \end{aligned} \quad (2.17)$$

where

$$\mathcal{G}_i = (G_i, O_{n \times (m-n)}), \quad G_i = \text{diag}(I_i, O_{(n-i) \times (n-i)}). \quad (2.18)$$

b) *If $n \leq p$, then for $1 \leq i \leq n$,*

$$\begin{aligned} \beta_i &= \max_{\Xi_1 \in \mathbb{U}_p, \Xi_2 \in \mathbb{U}_n} |\text{tr}(\Xi_1 B (A^H A + B^H B)^{-1/2} \Xi_2 \mathcal{H}_i)| \\ &\quad - \max_{\Xi_1 \in \mathbb{U}_p, \Xi_2 \in \mathbb{U}_n} |\text{tr}(\Xi_1 B (A^H A + B^H B)^{-1/2} \Xi_2 \mathcal{H}_{i-1})| \equiv \tilde{\psi}_i, \end{aligned} \quad (2.19)$$

where

$$\mathcal{H}_i = (O_{n \times (p-n)}, H_i), \quad H_i = \text{diag}(O_{(i-1) \times (i-1)}, I_{n-i+1}). \quad (2.20)$$

c) If $m \leq n$, then $\alpha_{m+1} = \cdots = \alpha_n = 0$ and for $1 \leq i \leq m$,

$$\begin{aligned} \alpha_i &= \max_{\Pi_3 \in \mathbb{U}_n, \Pi_4 \in \mathbb{U}_m} |\text{tr}(\Pi_3(A^H A + B^H B)^{-1/2} A^H \Pi_4 \mathcal{S}_i)| \\ &\quad - \max_{\Pi_3 \in \mathbb{U}_n, \Pi_4 \in \mathbb{U}_m} |\text{tr}(\Pi_3(A^H A + B^H B)^{-1/2} A^H \Pi_4 \mathcal{S}_{i-1})| \equiv \tilde{\varphi}_i, \end{aligned} \quad (2.21)$$

$$\mathcal{S}_i = (\mathcal{S}_i, O_{m \times (n-m)}), \quad \mathcal{S}_i = \text{diag}(I_i, O_{(m-i) \times (m-i)}). \quad (2.22)$$

d) If $p \leq n$, then $\beta_1 = \cdots = \beta_{n-p} = 0$ and for $n-p+1 \leq i \leq n$,

$$\begin{aligned} \beta_i &= \max_{\Xi_3 \in \mathbb{U}_n, \Xi_4 \in \mathbb{U}_p} |\text{tr}(\Xi_3(A^H A + B^H B)^{-1/2} B^H \Xi_4 \mathcal{W}_i)| \\ &\quad - \max_{\Xi_3 \in \mathbb{U}_n, \Xi_4 \in \mathbb{U}_p} |\text{tr}(\Xi_3(A^H A + B^H B)^{-1/2} B^H \Xi_4 \mathcal{W}_{i-1})| \equiv \tilde{\chi}_i, \end{aligned} \quad (2.23)$$

where

$$\mathcal{W}_i = (O_{p \times (n-p)}, W_i), \quad W_i = \text{diag}(O_{(p-n+i-1) \times (p-n+i-1)}, I_{n-i+1}). \quad (2.24)$$

Proof: a) If $n \leq m$, then for $1 \leq i \leq n$, we let \mathcal{G}_i be defined by (2.18). We set $\Sigma_A = \begin{pmatrix} \hat{\Sigma}_A \\ O_{(m-n) \times n} \end{pmatrix}$. For any $\Pi_1 \in \mathbb{U}_m$, let $\Pi_1 U = \begin{pmatrix} \Pi_{11} & \Pi_{12} \\ \Pi_{21} & \Pi_{22} \end{pmatrix}$ with $\Pi_{11} \in \mathbb{C}^{n \times n}$. By the GSVD of $\{A, B\}$ in (1.1) and (1.2) we have

$$\begin{aligned} &\max_{\Pi_1 \in \mathbb{U}_m, \Pi_2 \in \mathbb{U}_n} |\text{tr}(\Pi_1 A(A^H A + B^H B)^{-1/2} \Pi_2 \mathcal{G}_i)| \\ &= \max_{\Pi_1 \in \mathbb{U}_m, \Pi_2 \in \mathbb{U}_n} |\text{tr}(\Pi_1 U \Sigma_A R(R^H R)^{-1/2} \Pi_2 \mathcal{G}_i)| \\ &= \max_{\Pi_{11} \Pi_{11}^H \leq I_n, \Pi_2 \in \mathbb{U}_n} |\text{tr}(\Pi_{11} \hat{\Sigma}_A R(R^H R)^{-1/2} \Pi_2 \mathcal{G}_i)|. \end{aligned}$$

Observe $f(\Pi_{11}) = \text{tr}(\Pi_{11} \hat{\Sigma}_A R(R^H R)^{-1/2} \Pi_2 \mathcal{G}_i)$ is an analytical function of several complex variables on the domain $\Pi_{11} \Pi_{11}^H \leq I_n$. By Lemma 2.2 we know that $f(\Pi_{11})$ attains its maximum modulus on the characteristic manifold $\{\Pi_{11} \in \mathbb{C}^{n \times n} : \Pi_{11} \Pi_{11}^H = I_n\}$. Therefore,

$$\begin{aligned} &\max_{\Pi_{11} \Pi_{11}^H \leq I_n, \Pi_2 \in \mathbb{U}_n} |\text{tr}(\Pi_{11} \hat{\Sigma}_A R(R^H R)^{-1/2} \Pi_2 \mathcal{G}_i)| \\ &= \max_{\Pi_{11} \Pi_{11}^H = I_n, \Pi_2 \in \mathbb{U}_n} |\text{tr}(\Pi_{11} \hat{\Sigma}_A R(R^H R)^{-1/2} \Pi_2 \mathcal{G}_i)| \end{aligned}$$

and it follows from Lemma 2.1 that

$$\begin{aligned} &\max_{\Pi_1 \in \mathbb{U}_m, \Pi_2 \in \mathbb{U}_n} |\text{tr}(\Pi_1 A(A^H A + B^H B)^{-1/2} \Pi_2 \mathcal{G}_i)| \\ &= \max_{\Pi_{11} \Pi_{11}^H = I_n, \Pi_2 \in \mathbb{U}_n} |\text{tr}(\Pi_{11} \hat{\Sigma}_A R(R^H R)^{-1/2} \Pi_2 \mathcal{G}_i)| \\ &= \alpha_1 + \cdots + \alpha_i. \end{aligned} \quad (2.25)$$

Similarly, we have

$$\max_{\Pi_1 \in \mathbb{U}_m, \Pi_2 \in \mathbb{U}_n} |\text{tr}(\Pi_1 A(A^H A + B^H B)^{-1/2} \Pi_2 \mathcal{G}_{i-1})| = \alpha_1 + \cdots + \alpha_{i-1}. \quad (2.26)$$

From (2.25) and (2.26) we know that (2.17) holds for $1 \leq i \leq n$.

b) If $n \leq p$, then for $1 \leq i \leq n$, let \mathcal{H}_i be defined by (2.20). We set $\Sigma_B = \begin{pmatrix} O_{(p-n) \times n} \\ \hat{\Sigma}_B \end{pmatrix}$. For any $\Xi_1 \in \mathbb{U}_p$, let $\Xi_1 V = \begin{pmatrix} \Xi_{11} & \Xi_{12} \\ \Xi_{21} & \Xi_{22} \end{pmatrix} \in \mathbb{U}_p$ with $\Xi_{11} \in \mathbb{C}^{n \times n}$. By the GSVD of $\{A, B\}$ in (1.1) and (1.2), Lemma 2.2, and Lemma 2.1 we have

$$\begin{aligned}
& \max_{\Xi_1 \in \mathbb{U}_p, \Xi_2 \in \mathbb{U}_n} |\operatorname{tr}(\Xi_1 B(A^H A + B^H B)^{-1/2} \Xi_2 \mathcal{H}_i)| \\
& - \max_{\Xi_1 \in \mathbb{U}_p, \Xi_2 \in \mathbb{U}_n} |\operatorname{tr}(\Xi_1 V \Sigma_B R(R^H R)^{-1/2} \Xi_2 \mathcal{H}_i)| \\
& = \max_{\Xi_{22} \Xi_{22}^H \leq I_n, \Xi_2 \in \mathbb{U}_n} |\operatorname{tr}(\Xi_{22} \hat{\Sigma}_B R(R^H R)^{-1/2} \Xi_2 \mathcal{H}_i)| \\
& = \max_{\Xi_{22} \Xi_{22}^H = I_n, \Xi_2 \in \mathbb{U}_n} |\operatorname{tr}(\Xi_{22} \hat{\Sigma}_B R(R^H R)^{-1/2} \Xi_2 \mathcal{H}_i)| \\
& = \beta_i + \cdots + \beta_n.
\end{aligned} \tag{2.27}$$

Similarly, we have

$$\max_{\Xi_1 \in \mathbb{U}_p, \Xi_2 \in \mathbb{U}_n} |\operatorname{tr}(\Xi_1 B(A^H A + B^H B)^{-1/2} \Xi_2 \mathcal{H}_{i+1})| = \beta_{i+1} + \cdots + \beta_n. \tag{2.28}$$

Using (2.27) and (2.28) we know that (2.19) holds for $1 \leq i \leq n$.

c) If $m \leq n$, then it is easy to check that $\alpha_{m+1} = \cdots = \alpha_n = 0$. For $1 \leq i \leq m$, let \mathcal{S}_i be defined by (2.22). We set $\Sigma_A = (\hat{\Sigma}_A, O_{m \times (n-m)})$ and $\Pi_3(R^H R)^{-1/2} R^H = \begin{pmatrix} \tilde{\Pi}_{11} & \tilde{\Pi}_{12} \\ \tilde{\Pi}_{21} & \tilde{\Pi}_{22} \end{pmatrix} \in \mathbb{U}_n$. By the GSVD of $\{A, B\}$ in (1.1) and (1.2), Lemma 2.2, and Lemma 2.1 we have

$$\begin{aligned}
& \max_{\Pi_3 \in \mathbb{U}_n, \Pi_4 \in \mathbb{U}_m} |\operatorname{tr}(\Pi_3(A^H A + B^H B)^{-1/2} A^H \Pi_4 \mathcal{S}_i)| \\
& = \max_{\Pi_3 \in \mathbb{U}_n, \Pi_4 \in \mathbb{U}_m} |\operatorname{tr}(\Pi_3(R^H R)^{-1/2} R^H \Sigma_A^H U^H \Pi_4 \mathcal{S}_i)| \\
& = \max_{\tilde{\Pi}_{11} \tilde{\Pi}_{11}^H \leq I_m, \Pi_4 \in \mathbb{U}_m} |\operatorname{tr}(\tilde{\Pi}_{11} \hat{\Sigma}_A^H U^H \Pi_4 \mathcal{S}_i)| \\
& = \max_{\tilde{\Pi}_{11} \tilde{\Pi}_{11}^H = I_m, \Pi_4 \in \mathbb{U}_m} |\operatorname{tr}(\tilde{\Pi}_{11} \hat{\Sigma}_A^H U^H \Pi_4 \mathcal{S}_i)| \\
& = \alpha_1 + \cdots + \alpha_i.
\end{aligned} \tag{2.29}$$

Similarly, we have

$$\max_{\Pi_3 \in \mathbb{U}_n, \Pi_4 \in \mathbb{U}_m} |\operatorname{tr}(\Pi_3(A^H A + B^H B)^{-1/2} A^H \Pi_4 \mathcal{S}_{i-1})| = \alpha_1 + \cdots + \alpha_{i-1}. \tag{2.30}$$

From (2.29) and (2.30) we know that (2.21) holds for $1 \leq i \leq m$.

d) If $p \leq n$, then we know that $\beta_1 = \cdots = \beta_{n-p} = 0$. For $n-p+1 \leq i \leq n$, let \mathcal{W}_i be defined by (2.24). We set $\Sigma_B = (O_{p \times (n-p)}, \hat{\Sigma}_B)$ and $\Xi_3(R^H R)^{-1/2} R^H = \begin{pmatrix} \tilde{\Xi}_{11} & \tilde{\Xi}_{12} \\ \tilde{\Xi}_{21} & \tilde{\Xi}_{22} \end{pmatrix} \in \mathbb{U}_n$. By

the GSVD of $\{A, B\}$ in (1.1) and (1.2), Lemma 2.2, and Lemma 2.1 we have

$$\begin{aligned}
& \max_{\Xi_3 \in \mathbb{U}_n, \Xi_4 \in \mathbb{U}_p} |\text{tr}(\Xi_3(A^H A + B^H B)^{-1/2} B^H \Xi_4 \mathcal{W}_i)| \\
&= \max_{\Xi_3 \in \mathbb{U}_n, \Xi_4 \in \mathbb{U}_p} |\text{tr}(\Xi_3(R^H R)^{-1/2} R^H \Sigma_B^H V^H \Xi_4 \mathcal{W}_i)| \\
&= \max_{\tilde{\Xi}_{22} \tilde{\Xi}_{22}^H \leq I_p, \Xi_4 \in \mathbb{U}_p} |\text{tr}(\tilde{\Xi}_{22} \hat{\Sigma}_B^H V^H \Xi_4 \mathcal{W}_i)| \\
&= \max_{\tilde{\Xi}_{22} \tilde{\Xi}_{22}^H = I_p, \Xi_4 \in \mathbb{U}_p} |\text{tr}(\tilde{\Xi}_{22} \hat{\Sigma}_B^H V^H \Xi_4 \mathcal{W}_i)| \\
&= \beta_i + \cdots + \beta_n. \tag{2.31}
\end{aligned}$$

Similarly, we have

$$\max_{\Xi_3 \in \mathbb{U}_n, \Xi_4 \in \mathbb{U}_p} |\text{tr}(\Xi_3(A^H A + B^H B)^{-1/2} B^H \Xi_4 \mathcal{W}_{i+1})| = \beta_{i+1} + \cdots + \beta_n. \tag{2.32}$$

Using (2.31) and (2.32) we can conclude that (2.23) holds for $n - p + 1 \leq i \leq n$. The proof is complete. \square

Based on Lemmas 2.3 and 2.4, we give new model formulations of any GSV (α_i, β_i) of the (m, p, n) -GMP $\{A, B\}$. We note that $\alpha_i^2 + \beta_i^2 = 1$ for $1 \leq i \leq n$ and for $m \leq n$, $\alpha_{m+1} = \cdots = \alpha_n = 0$ and for $p \leq n$, $\beta_1 = \cdots = \alpha_{n-p} = 0$. Then, for $1 \leq i \leq [n/2]$ we use α_i 's formulations and for $[n/2] + 1 \leq i \leq n$ we use β_i 's formulations. Therefore, we can derive the following results.

Theorem 2.5 *Let $\{A, B\}$ be an (m, p, n) -GMP and the GSV (α_i, β_i) of $\{A, B\}$ be given in (1.1) and (1.2). The following conclusions hold true.*

a) *If $n \leq m$, then we use*

$$\alpha_i = \phi_i^{\frac{1}{2}}(\tilde{\phi}_i), \text{ for } 1 \leq i \leq [n/2].$$

b) *If $m < n$ and further if $m < [n/2]$, then we use*

$$\alpha_i = \varphi_i^{\frac{1}{2}}(\tilde{\varphi}_i), \text{ for } 1 \leq i \leq m, \alpha_{m+1} = \cdots = \alpha_{[n/2]} = 0;$$

If $m < n$ and further if $[n/2] \leq m$, then we use

$$\alpha_i = \varphi_i^{\frac{1}{2}}(\tilde{\varphi}_i), \text{ for } 1 \leq i \leq [n/2].$$

c) *If $n \leq p$, then we use*

$$\beta_i = \psi_i^{\frac{1}{2}}(\tilde{\psi}_i), \text{ for } [n/2] + 1 \leq i \leq n.$$

d) *If $p < n$ and further if $n - p < [n/2]$, then we use*

$$\beta_i = \chi_i^{\frac{1}{2}}(\tilde{\chi}_i), \text{ for } [n/2] + 1 \leq i \leq n;$$

If $p < n$ and further if $n - p > [n/2]$, then we use

$$\beta_{[n/2]+1} = \cdots = \beta_{n-p} = 0, \beta_i = \chi_i^{\frac{1}{2}}(\tilde{\chi}_i), \text{ for } n - p + 1 \leq i \leq n.$$

Remark 2.6 By Lemma 2.3 we can provide new formula model of any GSV (α_i, β_i) of the GMP $\{A, B\}$ by trace function under one variable. By Lemma 2.4, we can provide new formula model of any GSV (α_i, β_i) of the GMP $\{A, B\}$ by trace function under two variables. By Theorem 2.5 and Lemma 2.3 we know that for $1 \leq i \leq [n/2]$, we use α_i 's formula referring to Q_i, \mathcal{Q}_i involving more zeros (about $n - i$ or $m - i$ zeros) as their diagonal entries and for $[n/2] + 1 \leq i \leq n$, we use β_i 's formula referring to P_i, \mathcal{P}_i involving more zeros (about i zeros) as their diagonal entries by trace function under one variable. By Theorem 2.5 and Lemma 2.4 we know that for $1 \leq i \leq [n/2]$, we use α_i 's formula referring to $\mathcal{G}_i, \mathcal{S}_i$ involving more zeros (about $n - i, m - i$ zeros) as their diagonal entries and for $[n/2] + 1 \leq i \leq n$, we use β_i 's formula referring to $\mathcal{H}_i, \mathcal{W}_i$ involving more zeros (about i zeros) as their diagonal entries by trace function under two variables.

3 Numerical methods for computing α_i and β_i

In this section, based on trace function optimization under one variable and two variables, we give computational methods for computing α_i and β_i , respectively.

3.1 Based on trace function optimization under one variable

In this subsection, based on trace function optimization under one variable, we present Newton's method on Grassmann manifold for computing α_i and β_i by Theorem 2.5 and Lemma 2.3.

Let $\{A, B\}$ be an (m, p, n) -GMP. For demonstration purpose, we assume that $n \leq m$ and $n \leq p$. To compute α_i^2 as defined in Theorem 2.5, we consider the following matrix optimization problems:

$$\begin{aligned} \max \quad & f_1(\Phi_1) := \frac{1}{2} \text{tr}(A^H \Phi_1^H Q_i \Phi_1 A (A^H A + B^H B)^{-1}) \\ \text{s.t.} \quad & \Phi_1 \in \mathbb{U}_m \end{aligned} \quad (3.1)$$

and

$$\begin{aligned} \max \quad & f_2(\Phi_2) := \frac{1}{2} \text{tr}(B^H \Phi_2^H P_i \Phi_2 B (A^H A + B^H B)^{-1}) \\ \text{s.t.} \quad & \Phi_2 \in \mathbb{U}_p. \end{aligned} \quad (3.2)$$

By using the definitions of Q_i and P_i and $\alpha_i^2 + \beta_i^2 = 1$ for $1 \leq i \leq n$, we only need to focus on the following matrix optimization problems:

$$\begin{aligned} \max \quad & f_1(\Phi_{11}) := \frac{1}{2} \text{tr}(\Phi_{11}^H C \Phi_{11}) \\ \text{s.t.} \quad & \Phi_{11} \in \text{St}(m, i) := \{\Phi_{11} \in \mathbb{C}^{m \times i} \mid \Phi_{11}^H \Phi_{11} = I_i\}, \end{aligned} \quad (3.3)$$

and

$$\begin{aligned} \max \quad & f_2(\Phi_{22}) := \frac{1}{2} \text{tr}(\Phi_{22}^H D \Phi_{22}) \\ \text{s.t.} \quad & \Phi_{22} \in \text{St}(p, n - i + 1), \end{aligned} \quad (3.4)$$

for $1 \leq i \leq [n/2]$, where $C = A(A^H A + B^H B)^{-1} A^H$, $D = B(A^H A + B^H B)^{-1} B^H$, Φ_{11} is the first i columns of Φ_1^H and Φ_{22} is the last $n - i + 1$ columns of Φ_2^H .

In the following, we focus on the solution of the matrix optimization problem (3.3). The matrix optimization problem (3.4) can be solved in a similar way.

We note that $f_1(\Phi_{11}Q) = f_1(\Phi_{11})$ for all $\Phi_{11} \in \text{St}(m, i)$ and $Q \in \mathbb{U}_i$. As in [16], let the complex Grassmann manifold $\text{Grass}(m, i)$ be the set of all i -dimensional complex subspace of \mathbb{C}^m . If $[X]$ means the subspace spanned by the columns of $X \in \text{St}(m, i)$, then we have $[X] \in \text{Grass}(m, i)$. In particular, for any $X \in \text{St}(m, i)$, the natural projection $[X] \in \text{Grass}(m, i)$ corresponds the equivalent class $\{XQ \in \text{St}(m, i) \mid Q \in \mathbb{U}_i\}$ of $\text{St}(m, i)$. Thus, instead of problem (3.3), we consider the following optimization problem:

$$\begin{aligned} \max \quad & \tilde{f}_1([\Phi_{11}]) := f_1(\Phi_{11}) \\ \text{s.t.} \quad & [\Phi_{11}] \in \text{Grass}(m, i). \end{aligned} \tag{3.5}$$

Next, we present Newton's method for solving the optimization problem (3.5). Let $\Phi_{11} \in \text{St}(m, i)$. The tangent space of $\text{St}(m, i)$ at Φ_{11} is given by [16]

$$T_{\Phi_{11}}\text{St}(m, i) = \{Z \in \mathbb{C}^{m \times i} \mid Z = \Phi_{11}\Omega + (\Phi_{11})_{\perp}K, \Omega^H = -\Omega, \Omega \in \mathbb{C}^{i, i}, K \in \mathbb{C}^{m-i, i}\},$$

which can be endowed with the inner product

$$\langle Z_1, Z_2 \rangle = \Re[\text{tr}(Z_2^H (I - \frac{1}{2}\Phi_{11}\Phi_{11}^H)Z_1)], \quad Z_1, Z_2 \in T_{\Phi_{11}}\text{St}(m, i), \Phi_{11} \in \text{St}(m, i).$$

Here, $(\Phi_{11})_{\perp}$ means that $\text{span}((\Phi_{11})_{\perp})$ is the orthogonal complement of $\text{span}(\Phi_{11})$, where $\text{span}(\Phi_{11})$ denotes a linear space spanned by the column vectors of Φ_{11} . We note that the tangent space of $\text{Grass}(m, i)$ at $[\Phi_{11}]$ is given by [16]

$$T_{[\Phi_{11}]}\text{Grass}(m, i) = \{Z \in \mathbb{C}^{m \times i} \mid Z = (\Phi_{11})_{\perp}K, K \in \mathbb{C}^{m-i, i}\} \subset T_{\Phi_{11}}\text{St}(m, i).$$

Hence, we can define a Riemannian metric on $\text{Grass}(m, i)$ by

$$\langle Z_1, Z_2 \rangle = \Re[\text{tr}(Z_2^H Z_1)], \quad Z_1, Z_2 \in T_{[\Phi_{11}]}\text{Grass}(m, i), \Phi_{11} \in \text{St}(m, i)$$

with the induced norm $\|\cdot\|$. Then the orthogonal projection onto $T_{[\Phi_{11}]}\text{Grass}(m, i)$ is given by

$$P_{\Phi_{11}}Z = (I - \Phi_{11}\Phi_{11}^H)Z, \quad \forall Z \in \mathbb{C}^{m \times i}.$$

We define the local cost function $g : T_{[\Phi_{11}]}\text{Grass}(m, i) \rightarrow \mathbb{R}$ by

$$g(Z) = \tilde{f}_1([\Phi_{11} + Z]).$$

It is easy to check that, for any $Z \in T_{[\Phi_{11}]}\text{Grass}(m, i)$,

$$\begin{aligned} g(Z) &= f_1(\Phi_{11}) + \Re\text{tr}(Z^H D_{\Phi_{11}}) \\ &\quad + \frac{1}{2}\text{vec}(Z)^H \left(H_{\Phi_{11}} - (\Phi_{11}^H D_{\Phi_{11}})^T \otimes I_m \right) \text{vec}(Z), \end{aligned}$$

where $D_{\Phi_{11}} = C\Phi_{11}$ and $H_{\Phi_{11}} = I_i \otimes C$ are the derivative and Hessian of f_1 at Φ_{11} , respectively.

Based on the above analysis, Newton's method for solving the optimization problem (3.5) can be described as follows [16].

Algorithm 3.1 Step 0. Choose $\Phi_{11}^0 \in \text{St}(m, i)$, $\rho, \eta \in (0, 1)$, $\sigma \in (0, 1/2]$ and let $k := 1$.

Step 1. Apply the conjugate gradient (CG) method [10, Chap. 11.3] to solving

$$P_{\Phi_{11}^k} (CZ^k - Z^k(\Phi_{11}^k)^H D_{\Phi_{11}^k}) = -P_{\Phi_{11}^k} D_{\Phi_{11}^k}$$

for $Z^k \in T_{[\Phi_{11}^k]} \text{Grass}(m, i)$ such that

$$\|P_{\Phi_{11}^k} (CZ^k - Z^k(\Phi_{11}^k)^H D_{\Phi_{11}^k}) + P_{\Phi_{11}^k} D_{\Phi_{11}^k}\| \leq \eta_k \|P_{\Phi_{11}^k} D_{\Phi_{11}^k}\| \quad (3.6)$$

and

$$\langle P_{\Phi_{11}^k} D_{\Phi_{11}^k}, Z^k \rangle \leq \eta_k \langle Z^k, Z^k \rangle, \quad (3.7)$$

where $\eta_k = \min\{\eta, \|P_{\Phi_{11}^k} D_{\Phi_{11}^k}\|\}$. If (3.6) and (3.7) are not attainable, then let

$$Z^k = -P_{\Phi_{11}^k} D_{\Phi_{11}^k}.$$

Step 2. Let $l_k > 0$ be the smallest integer m such that

$$f_1(\pi(\Phi_{11}^k + \beta^l Z^k)) \leq f_1(\Phi_{11}^k) + \sigma \rho^l \langle P_{\Phi_{11}^k} D_{\Phi_{11}^k}, Z^k \rangle$$

Set

$$Z^{k+1} = \pi(\Phi_{11}^k + \beta^l Z^k).$$

Step 3. Replace k by $k + 1$ and go to Step 1.

In Step 2 of Algorithm 3.1, $\pi : \mathbb{C}^{m \times i} \rightarrow \text{Grass}(m, i)$ is the projection onto $\text{Grass}(m, i)$, which is defined as follows: Let $X \in \mathbb{C}^{m \times i}$ be full column rank. Then

$$\pi(X) = \left[\underset{Y \in \text{St}(m, i)}{\text{argmin}} \|X - Y\|^2 \right].$$

As noted in [16], if the SVD of X is given by $X = U\Sigma V^H$, then $\pi(X) = UI_{m,i}V^H$. If the QR decomposition of X is $X = QR$, then $\pi(X) = Q_{m,i}$.

We must point out that, if A and B are real matrices, then the matrix C in problem (3.3) is real. In this case, one may use the trust-region methods in [1] or the geometric Newton algorithm in [27] for solving the optimization problem (3.3).

3.2 Based on trace function optimization under two variables

In the following, based on trace function optimization under two variables, we use classical Golub-Kahan bidiagonalization method (which is implemented by MATLAB-routine function `svds`) for computing α_i and β_i by Theorem 2.5 and Lemma 2.4. For simplicity, we assume that $n \leq m$ and $n \leq p$. To compute α_i and β_i as defined in Lemma 2.4, we study the following matrix optimization problems:

$$\begin{aligned} \max \quad & g_1(\Pi_1, \Pi_2) := |\text{tr}(\Pi_1 A (A^H A + B^H B)^{-1/2} \Pi_2 \mathcal{G}_i)| \\ \text{s.t.} \quad & \Pi_1 \in \mathbb{U}_m, \Pi_2 \in \mathbb{U}_n \end{aligned} \quad (3.8)$$

and

$$\begin{aligned} \max \quad & g_2(\Xi_1, \Xi_2) := |\text{tr}(\Xi_1 B (A^H A + B^H B)^{-1/2} \Xi_2 \mathcal{H}_i)| \\ \text{s.t.} \quad & \Xi_1 \in \mathbb{U}_p, \Xi_2 \in \mathbb{U}_n. \end{aligned} \quad (3.9)$$

By using the definitions of \mathcal{G}_i and \mathcal{H}_i and $\alpha_i^2 + \beta_i^2 = 1$ for $1 \leq i \leq n$, we only need to focus on the following matrix optimization problems:

$$\begin{aligned} \max \quad & g_1(\Pi_{11}, \Pi_{21}) := |\text{tr}(\Pi_{11}^H E \Pi_{21})| \\ \text{s.t.} \quad & \Pi_{11} \in \text{St}(m, i), \Pi_{21} \in \text{St}(n, i) \end{aligned} \quad (3.10)$$

and

$$\begin{aligned} \max \quad & g_2(\Xi_{12}, \Xi_{22}) := |\text{tr}(\Xi_{12}^H F \Xi_{22})| \\ \text{s.t.} \quad & \Phi_{22} \in \text{St}(p, n - i + 1), \end{aligned} \quad (3.11)$$

for $1 \leq i \leq \lfloor n/2 \rfloor$, where $E = A(A^H A + B^H B)^{-1/2}$, $F = B(A^H A + B^H B)^{-1/2}$, Π_{11}^H is the first i rows of Φ_1 , Π_{21} is the first i columns of Π_2 , Ξ_{12}^H is the last $n - i + 1$ rows of Ξ_1 , and Ξ_{22} is the last $n - i + 1$ columns of Ξ_2 . We will discuss the solution of the matrix optimization problem (3.10). The matrix optimization problem (3.11) can be solved similarly.

As in [10, Chap.10.4], starting a unit 2-norm vector $\mathbf{v}_1 \in \mathbb{C}^n$, the Golub-Kahan process [9] for bidiagonalizing the matrix E can be stated as follows (see also [10, Algorithm 10.4.1]).

Algorithm 3.2 Step 0. Choose $\mathbf{v}_1 \in \mathbb{C}^n$ with $\|\mathbf{v}_1\|_2 = 1$, $\mathbf{p}_0 = \mathbf{v}_1$, $\beta_0 = 1$, $\mathbf{u}_0 = \mathbf{0}$, and let $k := 0$.

Step 1. While $\beta_k \neq 0$

$$\begin{aligned} \mathbf{v}_{k+1} &= \mathbf{p}_k / \beta_k \\ \mathbf{r}_{k+1} &= A \mathbf{v}_{k+1} - \beta_k \mathbf{u}_k \\ \alpha_{k+1} &= \|\mathbf{r}_{k+1}\|_2 \\ \mathbf{u}_{k+1} &= \mathbf{r}_{k+1} / \alpha_{k+1} \\ \mathbf{p}_{k+1} &= A^H \mathbf{u}_{k+1} - \alpha_{k+1} \mathbf{v}_{k+1} \\ \beta_{k+1} &= \|\mathbf{p}_{k+1}\|_2 \end{aligned}$$

end

Step 2. Replace k by $k + 1$ and go to Step 1.

From Algorithm 3.2, we can obtain $V_k = [\mathbf{v}_1, \mathbf{v}_2, \dots, \mathbf{v}_k]$, $U_k = [\mathbf{u}_1, \mathbf{u}_2, \dots, \mathbf{u}_k]$ with orthonormal columns and a $k \times k$ bidiagonal matrix

$$B_k = \begin{bmatrix} \alpha_1 & \beta_1 & \cdots & \cdots & 0 \\ 0 & \alpha_2 & \beta_2 & \cdots & \vdots \\ \vdots & \ddots & \ddots & \ddots & 0 \\ \vdots & & 0 & \alpha_{k-1} & \beta_{k-1} \\ 0 & \cdots & 0 & 0 & \alpha_k \end{bmatrix}$$

such that

$$EV_k = U_k B_k \quad \text{and} \quad E^H U_k = V_k B^H + \mathbf{p}_k \mathbf{e}_k^T. \quad (3.12)$$

Then we can compute the SVD of B_k via the SVD algorithm in [10, Chap. 8.6]

$$F_k^H B_k G_k = \Gamma_k = \text{diag}(\gamma_1, \dots, \gamma_k)$$

and form the matrices

$$Y_k = V_k G_k \quad \text{and} \quad Z_k = U_k F_k.$$

From (3.12) we have

$$EY_k = Z_k \Gamma_k \quad \text{and} \quad E^H Z_k = Y_k \Gamma + \mathbf{p}_k \mathbf{e}_k^T F_k.$$

Hence, the singular vector matrix Π_{11} and Π_{21} can be estimated from the i column vectors of Z_k and Y_k corresponding to the i largest singular values of B_k . We then use MATLAB-routine function `svds`. Commands `'tt svds(A,i)'` and `'svds(A,i,'smallest)'` denote i largest and smallest singular values of matrix A , respectively.

Remark 3.3 *The given model formulas by trace function optimization under one variable and two variables are new. Based on the new formulas, we give computational methods involving Newton's method on Grassmann manifold and Algorithm 10.4.1 in [10]. Based on our new model formulas, the proposed algorithms are very efficient for computing arbitrary GSV of an (m, p, n) -GMP $\{A, B\}$ for general scaled GSV problems: (i) For large n , we need design more effective algorithms to compute arbitrary GSV of the GMP for large scaled GSV problems. This is a new topic in the future. (ii) For $A^H A + B^H B$ being ill-posed (i.e., $\sigma_{\max}(A^H A + B^H B)$ is far away from $\sigma_{\min}(A^H A + B^H B)$), we need construct more effective algorithms. This is also a new topic in the future. (iii) The convergent analysis and theoretical computational complexity of the proposed algorithms are also discussed as a new topic in the future.*

4 Numerical experiments

In this section we give numerical experiments to illustrate the efficiency of Algorithms 3.1 and 3.2 for computing arbitrary GSV of a GMP. All the tests were carried out in MATLAB 2019a running on a workstation with a Intel Xeon CPU E5-2687W at 3.10 GHz and 32 GB of RAM. In particular, Algorithm 3.2 was implemented by the built-in functions `svds` in MATLAB R2019a.

In our numerical tests, the tolerance for `svds` is set to be 10^{-12} while the stopping criterion for Algorithm 3.1 is set to be

$$\|P_{\Phi_{11}^k} D_{\Phi_{11}^k}\| \leq 10^{-6}$$

and we set $\eta = 0.1$, $\rho = 0.5$, and $\sigma = 10^{-4}$. The largest number of outer iterations in Algorithm 3.1 is set to be 100 and the largest number of iterations in the CG method is set to be mn or np . We will access efficiency of the proposed algorithms.

We first give some random examples to access the efficiency of the proposed algorithms.

Example 4.1 *We first generate the exact generalized singular values $\alpha_1^*, \dots, \alpha_n^*$ and $\beta_1^*, \dots, \beta_n^*$ by using the built-in function `rand` in MATLAB R2019a such that*

$$1 \geq \alpha_1^* \geq \alpha_2^* \geq \dots \geq \alpha_n^* \geq 0, \quad 0 \leq \beta_1^* \leq \beta_2^* \leq \dots \leq \beta_n^* \leq 1,$$

and

$$\alpha_j^2 + \beta_j^2 = 1, \quad 1 \leq j \leq n.$$

Then the (m, p, n) -GMP $\{A, B\}$ is given by $A = U_* \Sigma_A^* W_*$ and $B = V_* \Sigma_B^* W_*$, where

$$\Sigma_A^* = \begin{pmatrix} \text{diag}(\alpha_1^*, \dots, \alpha_n^*) \\ O_{(m-n) \times n} \end{pmatrix}, \quad \Sigma_B^* = \begin{pmatrix} O_{(p-n) \times n} \\ \text{diag}(\beta_1^*, \dots, \beta_n^*) \end{pmatrix},$$

and the orthogonal matrices $U_* \in \mathbb{C}^{m \times m}$ and $V_* \in \mathbb{C}^{p \times p}$ and the nonsingular matrix $W_* \in \mathbb{R}^{n \times n}$ are generated by the built-in functions `orth` and `randn` in MATLAB R2019a.

For demonstration purposes, we assume that $n \leq m$ and $n \leq p$. Table 4.1 lists the numerical results for Example 4.1, where ‘Err1.’, ‘Err2.’, ‘Err3.’, ‘Err4.’, and ‘CT.’ mean the relative errors $\max_{1 \leq i \leq [n/2]} |\alpha_i^k - \alpha_i^*|/|\alpha_i^*|$, $\max_{[n/2]+1 \leq i \leq n} |\beta_i^k - \beta_i^*|/|\beta_i^*|$, $\min_{1 \leq i \leq [n/2]} |\alpha_i^k - \alpha_i^*|/|\alpha_i^*|$, $\min_{[n/2]+1 \leq i \leq n} |\beta_i^k - \beta_i^*|/|\beta_i^*|$, and the total computing time in seconds at the final iterates of the corresponding algorithms accordingly.

Table 4.1: Numerical results for Example 4.1.

Alg.	(m, p, n)	Err1.	Err2.	Err3.	Err4.	CT.
3.1	(100, 80, 20)	$1.02 \cdot 10^{-15}$	$2.15 \cdot 10^{-15}$	$1.79 \cdot 10^{-16}$	$1.74 \cdot 10^{-17}$	14.62
	(200, 180, 40)	$4.90 \cdot 10^{-14}$	$2.16 \cdot 10^{-13}$	$2.63 \cdot 10^{-16}$	$2.70 \cdot 10^{-16}$	19.80
	(500, 400, 80)	$5.28 \cdot 10^{-14}$	$3.52 \cdot 10^{-13}$	$5.58 \cdot 10^{-17}$	$2.58 \cdot 10^{-16}$	20.35
	(800, 700, 100)	$4.38 \cdot 10^{-14}$	$2.53 \cdot 10^{-14}$	$2.75 \cdot 10^{-17}$	$3.85 \cdot 10^{-17}$	21.18
	(1000, 800, 300)	$5.06 \cdot 10^{-14}$	$3.72 \cdot 10^{-14}$	$2.24 \cdot 10^{-16}$	$1.09 \cdot 10^{-17}$	23.78
	(2000, 1800, 500)	$2.58 \cdot 10^{-14}$	$3.47 \cdot 10^{-14}$	$2.35 \cdot 10^{-16}$	$3.06 \cdot 10^{-16}$	30.05
	(3000, 2500, 600)	$3.20 \cdot 10^{-13}$	$3.11 \cdot 10^{-14}$	$1.83 \cdot 10^{-15}$	$2.96 \cdot 10^{-16}$	38.10
	(5000, 4000, 600)	$1.38 \cdot 10^{-12}$	$2.16 \cdot 10^{-12}$	$4.70 \cdot 10^{-15}$	$2.63 \cdot 10^{-14}$	42.07
	(10000, 8000, 600)	$1.84 \cdot 10^{-13}$	$5.26 \cdot 10^{-14}$	$3.28 \cdot 10^{-15}$	$1.58 \cdot 10^{-16}$	45.59
svds	(100, 80, 20)	$4.62 \cdot 10^{-15}$	$1.47 \cdot 10^{-14}$	$2.53 \cdot 10^{-16}$	$3.80 \cdot 10^{-17}$	15.10
	(200, 180, 40)	$6.28 \cdot 10^{-14}$	$7.90 \cdot 10^{-13}$	$3.37 \cdot 10^{-16}$	$4.07 \cdot 10^{-16}$	20.03
	(500, 400, 80)	$6.83 \cdot 10^{-14}$	$6.02 \cdot 10^{-13}$	$6.84 \cdot 10^{-17}$	$6.94 \cdot 10^{-15}$	21.75
	(800, 700, 100)	$5.40 \cdot 10^{-14}$	$3.11 \cdot 10^{-14}$	$3.01 \cdot 10^{-17}$	$5.57 \cdot 10^{-17}$	22.94
	(1000, 800, 300)	$7.55 \cdot 10^{-14}$	$5.09 \cdot 10^{-14}$	$2.36 \cdot 10^{-16}$	$8.46 \cdot 10^{-16}$	24.80
	(2000, 1800, 500)	$4.05 \cdot 10^{-14}$	$5.38 \cdot 10^{-14}$	$2.96 \cdot 10^{-16}$	$5.88 \cdot 10^{-16}$	24.52
	(3000, 2500, 600)	$4.67 \cdot 10^{-13}$	$5.93 \cdot 10^{-14}$	$2.74 \cdot 10^{-15}$	$4.27 \cdot 10^{-16}$	25.09
	(5000, 4000, 600)	$4.52 \cdot 10^{-12}$	$3.85 \cdot 10^{-12}$	$2.07 \cdot 10^{-14}$	$1.44 \cdot 10^{-13}$	25.95
	(10000, 8000, 600)	$3.08 \cdot 10^{-13}$	$1.05 \cdot 10^{-13}$	$6.93 \cdot 10^{-15}$	$5.96 \cdot 10^{-16}$	26.03

Also, in Figures 4.1–4.3, we report the corresponding values of ‘Err1.’, ‘Err2.’, ‘Err3.’, ‘Err4.’, and ‘CT.’ for Example 4.1 with other random (m, p, n) -GMPs.

We see from Table 4.1 that the computational time by Algorithm 3.1 is less than 45.59s and computational time by `svds` is less than 26.03s. From Table 4.1 and Figures 4.1–4.2, we observe that all values of $\max_{1 \leq i \leq [n/2]} |\alpha_i^k - \alpha_i^*|/|\alpha_i^*|$, $\max_{[n/2]+1 \leq i \leq n} |\beta_i^k - \beta_i^*|/|\beta_i^*|$ and $\min_{1 \leq i \leq [n/2]} |\alpha_i^k - \alpha_i^*|/|\alpha_i^*|$, $\min_{[n/2]+1 \leq i \leq n} |\beta_i^k - \beta_i^*|/|\beta_i^*|$ computed by Algorithm 3.1 are sharper than those computed by `svds` for most cases. This implies the solution precision of Algorithm 3.1 is a little higher than the solver `svds`. From Figure 4.3 we see that the computational time of `svds` is a little less than Algorithm 3.1 for some random GMPs.

We then give some practical numerical examples to access the efficiency of the proposed model and algorithms.

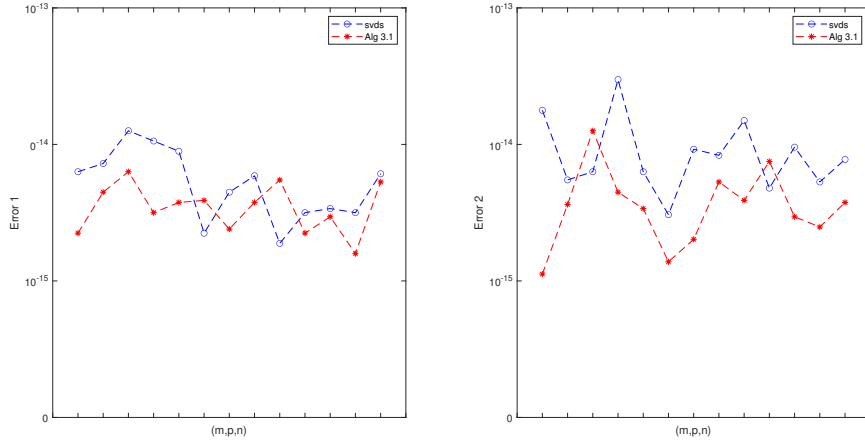


Figure 4.1: Computed relative errors for Example 4.1 with random GMPs

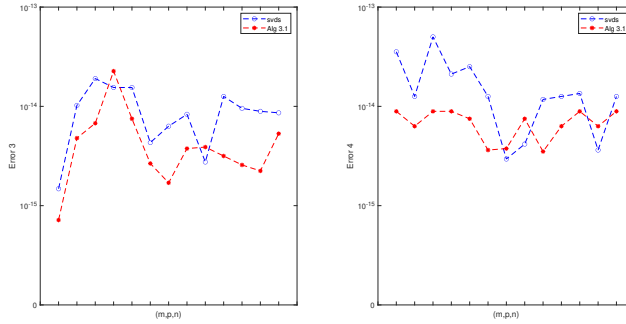


Figure 4.2: Errors 3 and 4 for Example 4.1 with random GMPs

Example 4.2 We derive data of the corresponding gene mRNA expression level after doing the mice macrophage research experiment. Several groups of datasets from different conditions with different chemical reagents, which are denoted by $\{E_1, F_1\}$ and $\{E_2, F_2\}$ as in Appendix.

As we know in [2, 3], the GSVD induces a linear transformation of two data sets from the two genes \times arrays spaces to two reduced and diagonalized genelets \times arraylets spaces. The genelets are shared by both data sets. A single microarray probes the relative expression levels of m genes in a single sample. A series of n_1 arrays probes the genome-scale expression levels in n_1 different samples, i.e., under n_1 different experimental conditions. Let the matrix A , of size m -genes \times n_1 -arrays, denote the full expression data, whose the k -th row is the expression of the k -th gene across the different samples that correspond to the different arrays.

Let the matrix B , of size p -genes \times n_2 -arrays, denote the relative expression levels of p genes under $n_2 = n_1 = n < \max\{m, p\}$ experimental conditions that correspond one to one to the n_1 conditions underlying A . The GSVD then induces simultaneous linear transformation of

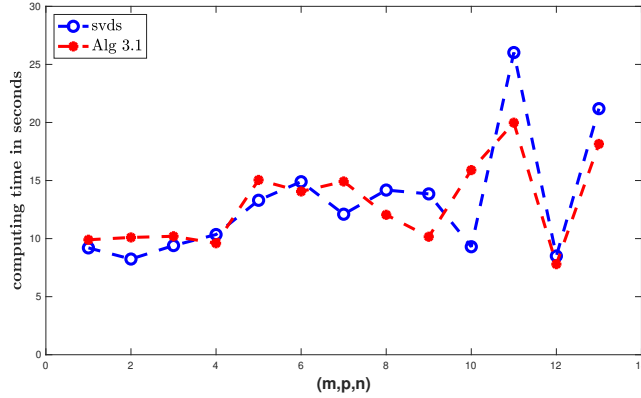


Figure 4.3: Computing time for Example 4.1 with random GMPs

two expression data sets A and B from two m -genes \times n -arrays and p -genes \times n -arrays spaces to two reduced n -genelets \times n -arraylets spaces. For more details, please see the PNAS web site: www.pnas.org, and also <http://genome-www.stanford.edu/GSVD/>). Let A and B have the following GSVD:

$$A = U\Sigma_A R^{-1} \quad \text{and} \quad B = V\Sigma_B R^{-1}.$$

In these spaces the data is represented by the diagonal non-negative matrices Σ_A and Σ_B and denote $\langle k|\Sigma_A|l\rangle = \varepsilon_{1,l}\delta_{kl}$, $\langle k|\Sigma_B|l\rangle = \varepsilon_{2,l}\delta_{kl}$ for all $1 \leq k, l \leq n$, where $\delta_{kl} = 1$ if $k = l$ and $\delta_{kl} = 0$ if $k \neq l$. By $\langle k|\Sigma_A$ we denote the k -th row of the matrix Σ_A , which lists the expression of the k -th gene across the different samples that correspond to the different arrays. By $\Sigma_A|l\rangle$ we denote the l -th column of the matrix Σ_A , which lists the genome-scale expression measured by the l -th array. The antisymmetric angular distance between the data sets,

$$\theta_l = \arctan(\varepsilon_{1,l}/\varepsilon_{2,l}) - \pi/4,$$

indicates the relative significance of the l -th genelet, i.e., its significance in the first data set relative to that in the second data set in terms of the ratio of the expression information captured by this genelet in the first data set to that in the second data set. An angular distance of 0 indicates a genelet of equal significance in both data sets, with $\pm\frac{\pi}{4}$ (± 0.785398163397448) indicates no significance in the second data set relative to the first, or in the first relative to the second, respectively. (For more details, please see the PNAS web site).

In this experiment expression levels of 10020 genes are probed in a single sample. A series of n arrays probes the genome-scale expression levels in n samples under different conditions. By E_1, F_1, E_2, F_2 we denote gene mRNA expression data with original data set, with just PA stimulation and after knocking out SHP2 gene of mice without and with PA stimulation, respectively. Data sets $\{E_1, F_1\}$ and $\{E_2, F_2\}$ with $m = 10020, p = 10020$ and $n = 128$ are drawn. The computed results for Example 4.2 are listed in Tables 4.2–4.4 and Figures 4.4–4.5.

Analysis steps:

1. The GSVD induces simultaneous linear transformation of the two expression data sets $\{E_1, F_1\}$ and $\{E_2, F_2\}$ from 10020-genes \times n -arrays spaces to the reduced n -genelets n -arraylets

spaces. By transforming into the GSVD, the data sets $\{E_1, F_1\}$ and $\{E_2, F_2\}$ are represented by the diagonal non-negative matrices $\{\Sigma_{E_1}, \Sigma_{F_1}\}$ and $\{\Sigma_{E_2}, \Sigma_{F_2}\}$. We denote

$$\begin{aligned}\langle k|\Sigma_{E_1}|l\rangle &= \varsigma_{E_1,l}\delta_{kl}, & \langle k|\Sigma_{F_1}|l\rangle &= \varsigma_{F_1,l}\delta_{kl}, \\ \langle k|\Sigma_{E_2}|l\rangle &= \varsigma_{E_2,l}\delta_{kl}, & \langle k|\Sigma_{F_2}|l\rangle &= \varsigma_{F_2,l}\delta_{kl},\end{aligned}$$

for all $1 \leq k, l \leq n$, respectively and the antisymmetric angular distance between the data sets

$$\theta_{lE_1, F_1} = \arctan(\alpha_l/\beta_l) - \pi/4, \quad \theta_{lE_2, F_2} = \arctan(\tilde{\alpha}_l/\tilde{\beta}_l) - \pi/4. \quad (4.1)$$

We denote the GSVs of $\{E_1, F_1\}, \{E_2, F_2\}$ by

$$\sigma\{E_1, F_1\} = \{\alpha_i, \beta_i\}, \quad \sigma\{E_2, F_2\} = \{\tilde{\alpha}_i, \tilde{\beta}_i\}, i = 1, \dots, n.$$

We first compute the values of α_1 and β_n .

2. If $\alpha_1 \leq 1, \beta_n \leq 1$, we compute α_t for $t \geq 2$ and β_s for $t \geq 2$ till to $\alpha_{t_0} < 1, \beta_{s_0} < 1$. Then compute α_j for $t_0 \leq j \leq [n/2]$ till to $\alpha_j = \frac{\sqrt{2}}{2}$.

3. If $\alpha_{j_0} = \frac{\sqrt{2}}{2}$ and $\alpha_{j_0+1} < \frac{\sqrt{2}}{2}$, then stop computing α_j for $j = j_0 + 2, \dots, [n/2]$. If $\alpha_j > \frac{\sqrt{2}}{2}, j = 1, 2, \dots, [n/2]$, then compute β_k for $k = n, n-1, \dots, [n/2] + 1$ till to $\beta_k = \frac{\sqrt{2}}{2}$.

On the other hand, if $\beta_{k_0} = \frac{\sqrt{2}}{2}$ and $\beta_{k_0-1} < \frac{\sqrt{2}}{2}$, then stop computing β_k for $k = k_0 - 2, \dots, [n/2] - 1$. If $\beta_k > \frac{\sqrt{2}}{2}$ for $k = n, n-1, \dots, [n/2] - 1$, then compute α_j for $j = 1, 2, \dots, [n/2]$ till to $\alpha_j = \frac{\sqrt{2}}{2}$.

4. We need find j for $\alpha_j = 1, \frac{\sqrt{2}}{2}$ and k for $\beta_k = 1, \frac{\sqrt{2}}{2}$.

5. Meanwhile, by Theorem 2.5, Lemma 2.3, and Lemma 2.4 we know that computing α_j and β_k needs Q_j and \mathcal{G}_j for $j = 1, 2, \dots, [n/2]$ and P_k and \mathcal{H}_k for $k = n, n-1, \dots, [n/2] + 1$. It refers to calculating only partial values of α_j and β_k , which costs much less.

By the above analysis steps we compute the following (α_i, β_i) of $\{E_1, F_1\}$ and $(\tilde{\alpha}_i, \tilde{\beta}_i)$ of $\{E_2, F_2\}$ for some i (see Tables 4.2–4.3). We give computation steps for $\{E_1, F_1\}$ and $\{E_2, F_2\}$ datasets for Example 4.2 as follows.

Computation steps for $\{E_1, F_1\}$ dataset:

1. Firstly by using Algorithm 3.1 and `svds` we compute $\alpha_1 = 0.810132020256465$ and $\beta_n = 0.718697912381140$.

2. Then compute $\beta_i, i = 127, \dots, 121$ and $\beta_{121} = 0.707160154056073 \approx \frac{\sqrt{2}}{2}$ and continue to compute $\beta_{120} = 0.705954228735626 < \frac{\sqrt{2}}{2}$.

3. Since $\alpha_i \geq \alpha_{i+1}$ and $\beta_i \leq \beta_{i+1}$ for $i = 1, \dots, 127$, we compute $\alpha_1 = 0.810132020256465$ and $\beta_1 = 0.586247481662121$ and

$$\begin{aligned}0.718697912381140 &= \beta_{128} > \dots > \beta_{122} = 0.711863678067525 > \beta_{121} \approx \frac{\sqrt{2}}{2} \\ &> \beta_{120} = 0.705954228735626 \geq \dots \geq \beta_1 = 0.586247481662121.\end{aligned}$$

4. We need find j for $\alpha_j = 1, \frac{\sqrt{2}}{2}$ and k for $\beta_k = 1, \frac{\sqrt{2}}{2}$. From the above analysis we know that $\beta_{121} = \frac{\sqrt{2}}{2}$ and for any $j, \alpha_j \neq 1$ and $\beta_j \neq 1$.

5. By $\alpha_i^2 + \beta_i^2 = 1$ for $i = 1, 120, \dots, 128$ we can derive β_1 and α_i for $i = 1, 120, \dots, 128$, and then compute $\theta_{lE_1, F_1} = \arctan(\alpha_l/\beta_l) - \pi/4 = 0$ for $l = 121$ (see Table 4.4 and Figure 4.4).

6. Therefore, we need compute α_1 and β_i for $i = 120, \dots, 128$, which needs $Q_1, \mathcal{G}_1, P_k, \mathcal{H}_k$ for $k = 120 = n - 8, \dots, 128 = n$ and the cost is much less by the proposed algorithms.

Table 4.2: Computed (α_i, β_i) for $\{E_1, F_1\}$ dataset for Example 4.2.

Alg.	i	α_i	β_i
Alg. 3.1	i=1	0.810132020256465	/
	i=128	/	0.718697912381140
	i=127	/	0.717627620092847
	i=126	/	0.717063249543065
	i=125	/	0.714466023589318
	i=124	/	0.713951890380495
	i=123	/	0.712111759572336
	i=122	/	0.711863678067525
	i=121	/	0.707160154056073
	i=120	/	0.705954228735626
svds	i=1	0.810111613718651	/
	i=128	/	0.718688457942421
	i=127	/	0.717625631885725
	i=126	/	0.717060896558196
	i=125	/	0.714449213982706
	i=124	/	0.713940747495409
	i=123	/	0.712104173213587
	i=122	/	0.711876696858187
	i=121	/	0.707156111014042
	i=120	/	0.705959880773849

We then give computation steps for $\{E_2, F_2\}$ dataset for Example 4.2 as follows.

Computation steps for $\{E_2, F_2\}$ dataset:

1. Firstly, by using Algorithm 3.1 and svds we compute $\alpha_1 = 0.796382849891640$ and $\beta_n = \beta_{128} = 0.725245192340354$.

2. Then compute β_i for $i = 127, \dots, 118$ and $\beta_{118} = 0.707066856930138 \approx \frac{\sqrt{2}}{2}$ and continue to compute $\beta_{117} = 0.705546152277959 < \frac{\sqrt{2}}{2}$.

3. Since $\alpha_i \geq \alpha_{i+1}$ and $\beta_i \leq \beta_{i+1}$ for $i = 1, \dots, 127$, we compute $\alpha_1 = 0.796382849891640$ and $\beta_1 = 0.604792821054011$ and

$$0.725245187463159 = \beta_{128} > \dots > \beta_{119} = 0.707773720014017 > \beta_{118} \approx \frac{\sqrt{2}}{2} \\ > \beta_{117} = 0.705546152277959 \geq \dots \geq \beta_1 = 0.604792821054011.$$

4. We need find j for $\alpha_j = 1, \frac{\sqrt{2}}{2}$ and k for $\beta_k = 1, \frac{\sqrt{2}}{2}$. From the above analysis we know that $\beta_{118} = \frac{\sqrt{2}}{2}$ and for any $j, \alpha_j \neq 1$ and $\beta_j \neq 1$.

5. By $\alpha_i^2 + \beta_i^2 = 1$ for $i = 1, 117, \dots, 128$ we derive that β_1 and α_i for $i = 1, 117, \dots, 128$, and then compute $\theta_{lE_2, F_2} = \arctan(\tilde{\alpha}_l/\tilde{\beta}_l) - \pi/4$ for $l = 118$ (see Table 4.4 and Figure 4.5).

6. Therefore, we need compute α_1 and β_i for $i = 117, \dots, 128$, which needs $Q_1, \mathcal{G}_1, P_k, \mathcal{H}_k$ for $k = 117 = n - 11, \dots, 128 = n$ and also the cost is much less by the proposed algorithms.

We conclude the following results.

Table 4.3: Computed $(\tilde{\alpha}_i, \tilde{\beta}_i)$ for $\{E_2, F_2\}$ dataset for Example 4.2.

Alg.	i	$\tilde{\alpha}_i$	$\tilde{\beta}_i$
Alg. 3.1	i=1	0.796382849891640	/
	i=128	/	0.725245192340354
	i=127	/	0.717466135452788
	i=126	/	0.715890755680548
	i=125	/	0.715628751189350
	i=124	/	0.713702581283016
	i=123	/	0.712809336437327
	i=122	/	0.710632060519230
	i=121	/	0.709521730635737
	i=120	/	0.707850060237633
	i=119	/	0.707773758361755
	i=118	/	0.707066878837273
	i=117	/	0.705546192429588
	svds	i=1	0.796382814200499
i=128		/	0.725245187463159
i=127		/	0.717466140240871
i=126		/	0.715890779555181
i=125		/	0.715628737273613
i=124		/	0.713702591000907
i=123		/	0.712809355841902
i=122		/	0.710632056740559
i=121		/	0.709521777784081
i=120		/	0.707850078689362
i=119		/	0.707773720014017
i=118		/	0.707066856930138
i=117		/	0.705546152277959

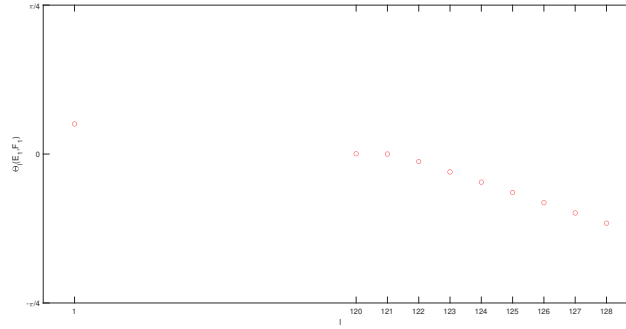
- The computed values by Algorithm 3.1 and svds are almost the same as Algorithm 3.1.
- For $l = 121, \theta_{lE_1, F_1} = 0$ and for $l = 118, \theta_{lE_2, F_2} = 0$. This shows E_1 and F_1 from original and PA stimulation data sets have genelets of equal significance in $l = 121$ -th genelet. E_2 and F_2 after knocking out SHP2 gene of mice without and with PA stimulation data sets have genelets of equal significance in $l = 118$ -th genelet. Hence we can conclude that E_1 and F_1 from E_1 -S1, ..., E_1 -Sn and F_1 -S1, ..., F_1 -Sn data sets have genelets of equal significance in 121-th genelet and E_2 and F_2 from E_2 -S1, ..., E_2 -Sn and F_2 -S1, ..., F_2 -Sn data sets have genelets of equal significance in 118-th genelet. This is helpful and valuable for further experimental research when analyzing genelets of equal significance and no significance.

5 Concluding remarks

In this paper, from the aspect of small cost, high precision and practical applications, we give new formulations for computing arbitrary generalized singular value of Grassman matrix pair. Then by using these new formula models, we design the corresponding algorithms involving Newton's method on Grassmann manifold and the MATLAB-routine solver svds, which only result in smaller cost and higher precision. We apply the proposed algorithms in some numerical tests. Numerical

Table 4.4: $\theta_l\{E_1, F_1\}$ and $\theta_l\{E_2, F_2\}$ for Example 4.2.

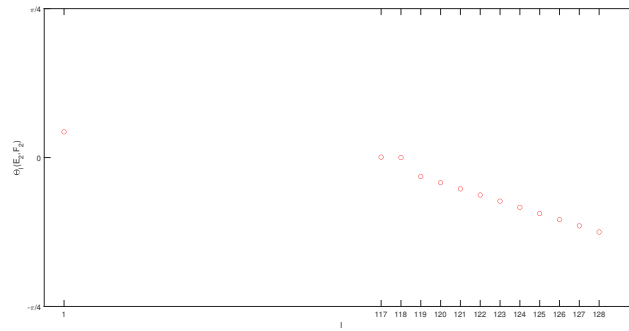
l	$\theta_l\{E_1, F_1\}$	l	$\theta_l\{E_2, F_2\}$
i=128	-0.016529700047278	i=128	-0.025992294349443
i=127	-0.014991647262518	i=127	-0.014759799059394
i=126	-0.014181605218803	i=126	-0.012500876385385
i=125	-0.010462462349320	i=125	-0.012125698075447
i=124	-0.009727915483202	i=124	-0.009371923296157
i=123	-0.007103397068787	i=123	-0.008097504074166
i=122	-0.006750101190428	i=122	-0.004998008671197
i=121	0	i=121	-0.003421112938104
i=120	0.001628629810176	i=120	-0.001051708553944
	\vdots	i=119	0.000943693585799
	\downarrow	i=118	0
	\vdots	i=117	0.002204577491173
	\vdots		\vdots
	\downarrow increasing		\downarrow increasing
i=1	0.158979112164203	i=1	0.135892471613447

Figure 4.4: $\theta_l\{E_1, F_1\}$ for Example 4.2.

tests are accessed to illustrate the efficiency of the proposed methods for computing arbitrary generalized singular value of Grassman matrix pair. The advantage of the new formula models and the corresponding algorithms is to compute several generalized singular values, which cost much less than making the whole generalized singular value decomposition

References

- [1] P.-A. Absil, R. Mahony, and R. Sepulchre, Optimization Algorithms on Matrix Manifolds, Princeton University Press, Princeton, 2008.
- [2] O. Alter, P. O. Brown, D. Botstein, Singular value decomposition for genome-wide expression data processing and modelling, Proc. Natl. Acad. Sci. USA, 97 (2000), pp. 10101–10106.

Figure 4.5: $\theta_l\{E_2, F_2\}$ for Example 4.2.

- [3] O. Alter, P. O. Brown, D. Botstein, Generalized singular decomposition for comparative analysis of genome-scale expression data sets of two different organisms, *Proc. Natl. Acad. Sci. USA*, 100 (2003), pp. 3351–3356.
- [4] Z. Bai and J. W. Demmel, Computing the generalized singular value decomposition, *SIAM J. Sci. Comput.*, 14 (1993), pp. 1464–1486.
- [5] J. L. Barlow, Error analysis and implementation aspects of deferred correction for equality constrained least squares problems, *SIAM J. Numer. Anal.*, 25 (1988), pp. 1340–1358.
- [6] C. Davis, W. M. Kahan, and H. F. Weinberger, Norm-preserving dilations and their applications to optimal error bounds, *SIAM J. Numer. Anal.*, 19 (1982), pp. 445–469.
- [7] Z. Drmač, A tangent algorithm for computing the generalized singular value decomposition, *SIAM J. Numer. Anal.*, 35 (1998), pp. 1804–1832.
- [8] L. M. Ewerbring, F. T. Luk, Canonical correlations and generalized SVD: applications and new algorithms, *J. Comput. Appl. Math.*, 27 (1989), pp. 37–52.
- [9] G. H. Golub and W. Kahan, Calculating the singular values and pseudo-inverse of a matrix, *J. SIAM Ser. B Numer. Anal.*, 2 (1965), pp. 205–224.
- [10] G. H. Golub, C. F. Van Loan, *Matrix Computations*, 4th ed., Johns Hopkins University Press, Baltimore, 2013.
- [11] R. A. Horn, C. R. Johnson, *Matrix Analysis*, 2nd ed., Cambridge University Press, Cambridge, 2013.
- [12] L. K. Hua, *Harmonic Analysis of Functions of Several Complex Variables in the Classical Domains*, American Mathematical Society, Providence, 1963.
- [13] C. Lanczos, An iteration method for the solution of the eigenvalue problem of linear differential and integral operators, *J. Res. Natl. Bur. Stand.*, 45 (1950), pp. 255–282.

- [14] R. C. Li, Bounds on perturbations of generalized singular values and of associated subspaces, *SIAM J. Matrix Anal. Appl.*, 14 (1993), pp. 195–234.
- [15] Q. K. Lu, The elliptic geometry of extended spaces, *Acta Math. Sinica*, 13 (1963), pp. 49–62.
- [16] J. H. Manton, Optimization algorithms exploiting unitary constraints, *IEEE Trans. Signal Process.*, 50 (2002), pp. 635–650.
- [17] Y. Matsushima, *Differentiable Manifolds*, Marcel Dekker, New York, 1972.
- [18] C. C. Paige, Computing the generalized singular value decomposition, *SIAM J. Sci. Stat. Comput.*, 7 (1986), pp. 1126–1146.
- [19] C. C. Paige, M. A. Saunders, Towards a generalized singular value decomposition, *SIAM J. Numer. Anal.*, 18 (1981), pp. 398–405.
- [20] G. W. Stewart, Computing the CS-decomposition of a partitioned orthonormal matrix, *Numer. Math.*, 40 (1982), pp. 297–306.
- [21] J.-G. Sun, Perturbation analysis for the generalized singular value problem, *SIAM J. Numer. Anal.*, 20 (1983), pp. 611–625.
- [22] C. F. Van Loan, Generalizing the singular value decomposition, *SIAM J. Numer. Anal.*, 13 (1976), pp. 76–83.
- [23] C. F. Van Loan, Computing the CS and the generalized singular value decompositions, *Numer. Math.*, 46 (1985), pp. 479–491.
- [24] W.-W. Xu, H. K. Pang, W. Li, X. P. Huang, W. J. Sun, On the explicit expression of chordal metric between generalized singular values of Grassmann matrix pairs with applications, *SIAM J. Matrix Anal. Appl.*, 39 (2018), pp. 1547–1563.
- [25] W.-W. Xu, W. Li, L. Zhu, X. P. Huang, The analytic solutions of a class of constrained matrix minimization and maximization problems with applications, *SIAM J. Optim.*, 29 (2019), pp. 1657–1686.
- [26] H. Zha, A numerical algorithm for computing restricted singular value decomposition of matrix triplets, *Linear Algebra Appl.*, 168 (1992), pp. 1–25.
- [27] Z. Zhao, Z. J. Bai, and X. Q. Jin, A Riemannian Newton algorithm for nonlinear eigenvalue problems, *SIAM J. Matrix Anal. Appl.*, 36 (2015), pp. 752–774.

6 Appendix

Because the full data sets in Example 4.2 are big, we list a few lines from E_1, F_1, E_2, F_2 data sets in Tables 6.5–6.8. Full data sets will be attached as supplementary materials if needed.

Table 6.5: E_1 dataset

Gene-Symbol	$E_1 - S1$	$E_1 - S2$	$E_1 - S3$...
Dpm3	81.4726374728877	81.4726018003362	81.4727154775931	...
Gm15417	90.5801106500692	90.5795202525307	90.5787761181889	...
Pygo2	12.6975522059201	12.6988796188933	12.6993125974590	...
Shc1	91.3380167005621	91.3378745358918	91.3376629236392	...
Pbxip1	63.2360840051609	63.2367024531678	63.2364758975677	...
Pmvk	9.75338665579280	9.75526093535089	9.75508758961278	...
Kcnn3	27.8496050906937	27.8505384828550	27.8511345102449	...
Adar	54.6883232327317	54.6891680197768	54.6886325094756	...
Ube2q1	95.7524727418996	95.7509942971894	95.7518196627301	...
She	96.4902382384426	96.4892413334247	96.4893910841147	...
Gm19710	15.7606332242848	15.7631050234608	15.7608553343750	...
1700094D03Rik	97.0607956377947	97.0599299497393	97.0594282912228	...
4933434E20Rik	95.7170575264070	95.7173209697467	95.7170535737553	...
...

Table 6.6: F_1 dataset

Gene-Symbol	$F_1 - S1$	$F_1 - S2$	$F_1 - S3$...
Dpm3	81.4730879236440	81.4730419716306	81.4733975198905	...
Gm15417	90.5793236844437	90.5790411296398	90.5798411038575	...
Pygo2	12.6986100545965	12.6994178526520	12.6991540372817	...
Shc1	91.3374209581048	91.3383168331391	91.3378505277527	...
Pbxip1	63.2364298863660	63.2368278125429	63.2360364918807	...
Pmvk	9.75435696150952	9.75486146024052	9.75438342568573	...
Kcnn3	27.8504766511108	27.8492428038682	27.8492926144878	...
Adar	54.6891748325179	54.6887342933556	54.6887102842456	...
Ube2q1	95.7501784872693	95.7517688714067	95.7519690164486	...
She	96.4885801345460	96.4896650657055	96.4896621218625	...
Gm19710	15.7610321484248	15.7623919870229	15.7611206781601	...
1700094D03Rik	97.0585851759412	97.0606347263579	97.0599898393001	...
4933434E20Rik	95.7164506262917	95.7158767256219	95.7174835298262	...
...

Table 6.7: E_2 dataset

Gene-Symbol	$F_1 - S1$	$F_1 - S2$	$F_1 - S3$...
Dpm3	81.4523098512597	81.4629821583036	81.4745727961033	...
Gm15417	90.5779819953193	90.5848577932900	90.5906502919661	...
Pygo2	12.6974035147009	12.6873751483440	12.7044923008073	...
Shc1	91.3286343984840	91.3251461714906	91.3490834650614	...
Pbxip1	63.2309324317487	63.2334546316634	63.2183204836416	...
Pmvk	9.75034064884895	9.74695910760629	9.76229363097876	...
Kcnn3	27.8621314570093	27.8559191575373	27.8528545813737	...
Adar	54.7078492202499	54.6885058089360	54.6830922478760	...
Ube2q1	95.7501045170701	95.7625720815543	95.7713725989043	...
She	96.4900197059825	96.4971930401927	96.4960354367868	...
Gm19710	15.7624053853472	15.7593724639648	15.7652870075486	...
1700094D03Rik	97.0562110151379	97.0573160527630	97.0517544441638	...
4933434E20Rik	95.7235525356460	95.7194450298556	95.7137803601465	...
...

Table 6.8: F_2 dataset

Gene-Symbol	F_2-S1	F_2-S2	F_2-S3	...
Dpm3	81.4817402134289	81.4749725312774	81.4812412409804	...
Gm15417	90.5840967987585	90.5899209907963	90.5746906609589	...
Pygo2	12.6928679920493	12.7027778119699	12.7077668503773	...
Shc1	91.3441570447946	91.3397332006277	91.3264759805061	...
Pbxip1	63.2375980574507	63.2321703530508	63.2410869112732	...
Pmvk	9.75274288967974	9.75412058445621	9.74564742530634	...
Kcnn3	27.8676517195286	27.8522488517431	27.8484309535345	...
Adar	54.6778922856374	54.6881209028444	54.6752501090303	...
Ube2q1	95.7382577903967	95.7358047141356	95.7488830100979	...
She	96.4874304231390	96.5078630839640	96.4794754795017	...
Gm19710	15.7754836985419	15.7497320889512	15.7634036450606	...
1700094D03Rik	97.0546341778293	97.0583580985808	97.0454377736231	...
4933434E20Rik	95.7220563317885	95.7103795510779	95.7080583743294	...
...