

# Resonant effect at the ultrarelativistic electron-positron pairs production by gamma quanta in the field of a nucleus and a pulsed light wave

Sergei P. Roshchupkin,<sup>1, a)</sup> Nikita R. Larin,<sup>1, b)</sup> and Victor V. Dubov,<sup>1, c)</sup>

*Department of Theoretical Physics, Peter the Great St.Petersburg Polytechnic University, Saint-Petersburg, Russia*

(Dated: 6 April 2020)

Resonant electron-positron pair production by a high-energy gamma quantum  $\omega_i \gtrsim 10^2$  GeV in the field of a nucleus and a quasi-monochromatic laser wave with the intensities  $I \lesssim 10^{16} \div 10^{17}$  W/cm<sup>2</sup> was theoretically studied. Under the resonant condition an intermediate virtual electron (positron) in the laser field becomes a real particle. Due to that fact the initial process of the second order in the fine structure constant in a laser field effectively reduces into two successive processes of the first order: the laser-stimulated Breit-Wheeler process and the laser-assisted process of an intermediate electron (positron) scattering by a nucleus. It is shown that there is a threshold energy for the initial gamma quantum, which significantly depends on the number of absorbed photons of a wave. In the resonant condition the electron-positron pair energy is determined by the outgoing angle of a positron (for the channel A) or an electron (for the channel B) relative to the initial gamma quantum momentum. The differential cross sections for the first few resonances with simultaneous registration of the energy and the outgoing angle of a positron or an electron were obtained. For the initial gamma quantum energy  $\omega_i = 125$  GeV the resonant energies of an electron-positron pair for the case of first three resonances can be measured with a very high magnitude of the differential cross section: from  $\sim 10^{13}$  for the first resonance to  $\sim 10^8$  (in the units of  $\alpha Z^2 r_e^2$ ) for the third resonance.

PACS numbers: 25.75.Dw, 42.62.-b, 42.50.Hz

## I. INTRODUCTION

Nowadays the plenty of powerful laser radiation sources are widely used in the physical experiment practice<sup>1-5</sup>. Therefore the theoretical study of the quantum electrodynamics (QED) processes in a strong light field is one of the great priority trends which intensively develops<sup>6-53</sup>. The main results were systematized in monographs<sup>6-9</sup> and reviews<sup>10-14</sup>.

It is important to emphasize that QED processes of higher than the first order in the fine structure constant in a laser field (the QED processes assisted by a laser field) can occur through the resonant channels. In a laser field so-called Oleinik resonances<sup>17,18</sup> can take place due to the fact that in an external light field the first order processes in the fine structure constant (the laser-stimulated processes of QED) are allowed<sup>6</sup>. We accentuate that probability of the resonant process in a laser field significantly (by the several orders of magnitude) exceeds the corresponding one for the process without a laser field.

There are many previous researches<sup>8,9,14-16</sup> dedicated to the problem of resonant photoproduction of pair (PPP). For example, there was considered the resonance only for one of the possible channels, when in the field of a wave the initial gamma quantum products a positron and an intermediate electron, which is then scattered by a nucleus (the channel A)<sup>8,9,14</sup>. The second channel, when the initial gamma quantum products an electron and an intermediate positron, which is then scattered by a nucleus (the channel B), has not been

studied. Also, we note that for channel A there was examined the case of an ultrarelativistic pair, where positron propagates in a narrow cone with the direction of the initial gamma quantum momentum but an electron is scattered at a large angle. In the article<sup>15</sup> authors investigated first resonance (with the absorption of one photon of a wave) of the PPP with the ultrarelativistic energies of a pair, when a positron and an electron propagate in a narrow cone along the initial gamma quantum momentum direction with taking into account the channels A and B. This process was studied in the plane monochromatic wave field. It should be noted that the crossed channel of the concerned process is a spontaneous bremsstrahlung of an ultrarelativistic electron in the field of a nucleus and a plane monochromatic wave<sup>19</sup>. In addition, we would like to point out some works where authors draw attention to the nonresonant PPP and discuss related issues<sup>20-28</sup>.

In the present paper, we develop the theory of several first resonances (with the absorption of one, two, three and so on photons of a wave) for the process of an electron-positron pair production by a high-energy gamma quantum in the field of a nucleus and a pulsed laser wave.

There are two characteristic parameters in the problem of PPP on a nucleus in the field of a plane wave. Classical relativistically invariant parameter is<sup>6</sup>

$$\eta_0 = \frac{eF_0\lambda}{mc^2}, \quad (1)$$

which numerically equals to the ratio of the work of a field at a wavelength to the electron rest energy ( $e$  and  $m$  are the charge and the electron mass,  $F_0$  and  $\lambda = c/\omega$  are the strength and electromagnetic wavelength,  $\omega$  is the wave frequency). The quantum multiphoton parameter<sup>7,29</sup> (Bunkin-Fedorov parameter) is

<sup>a)</sup>serg9rsp@gmail.com

<sup>b)</sup>nikita.larin.spb@gmail.com

<sup>c)</sup>maildu@mail.ru

$$\gamma_0 = \eta_0 \frac{mvc}{\hbar\omega}. \quad (2)$$

Herein  $v$  is the electron (positron) velocity,  $c$  is a light speed. Within the optical frequencies range ( $\omega \sim 10^{15} s^{-1}$ ) the classical parameter is of the order of unity  $\eta_0 \sim 1$  for the fields  $F_0 \sim 10^{10} \div 10^{11} V/cm$ . At the same time the quantum parameter has the order of  $\gamma_0 \sim 1$  for the fields  $F_0 \sim (10^5 \div 10^6) (c/v) V/cm$ . Hence, in the fields with  $\eta_0 \sim 1$  the quantum parameter  $\gamma_0$  may be large. However, it is true only if electrons (positrons) are scattered by a nucleus at large angles. In such situation the quantum parameter  $\gamma_0$  defines multiphoton processes<sup>7,29</sup>. We underline that for the process of PPP when the electrons (positrons) are scattered by a nucleus at small angles, the quantum parameter (2) does not appear<sup>15,30</sup>. Consequently, the main parameter which determines the multiphoton processes is the classical relativistically invariant parameter (1). This case will be considered in the present article. Throughout this paper we will use the relativistic system of units:  $\hbar = c = 1$ .

## II. THE AMPLITUDE OF THE PROCESS

Let us choose the four-potential of a plane electromagnetic pulse wave propagating along the  $z$  axis in the following form:

$$A(\varphi) = \left(\frac{F_0}{\omega}\right) \cdot g\left(\frac{\varphi}{\omega\tau}\right) \cdot (e_x \cos \varphi + \delta e_y \sin \varphi),$$

$$\varphi = kx = \omega(t - z), \quad (3)$$

where  $k = (\omega, \mathbf{k})$  is the wave four-vector,  $\delta$  is the ellipticity parameter of a wave. Also here  $e_x = (0, \mathbf{e}_x)$ ,  $e_y = (0, \mathbf{e}_y)$  are the polarization four-vectors of the wave, particularly  $e_{x,y}^2 = -1$ ,  $(e_{x,y}, k) = k^2 = 0$ . In the expression (3) the function  $g(\varphi/\omega\tau)$  is the envelope of our potential. We require  $g(0) = 1$  and the exponential decreasing of the function  $g \rightarrow 0$  when  $|\varphi| \gg \omega\tau$ . Hereinafter, we assume that the duration of a pulse significantly exceeds the characteristic oscillation time of a wave

$$\omega\tau \gg 1. \quad (4)$$

In this case we are able to consider  $\tau$  as a duration of a laser pulse. We treat the effect of the nuclear Coulomb potential in the Born approximation. This consideration leads to the restrictions on nuclear charge ( $Ze^2/v \ll 1$ ,  $Z$  is the nuclear charge).

The process of PPP on a nucleus in the presence of a light field is the second order process in the fine structure constant and it is described by two Feynman diagrams (see Fig.1).

The envelope function is selected as a function of variable  $\varphi$ , therefore the electromagnetic field (3) can be treated as a plane wave. As known, there is an exact solution of the Dirac equation for an electron in the field of a plane wave with the arbitrary spectral composition (Volkov function)<sup>54</sup>. Also there is the expression for the Green's function of an electron in the field of a plane wave<sup>55,56</sup>.

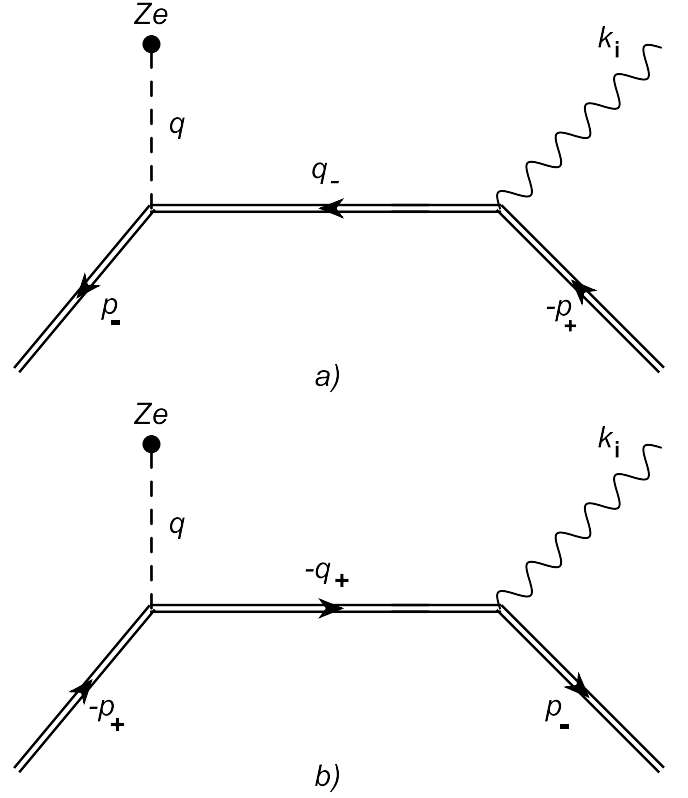


FIG. 1. Feynman diagrams of the PPP process on a nucleus in the field of a pulsed light wave. Double incoming and outgoing lines correspond to the Volkov functions of an electron and a positron in the initial and final states, the inner lines correspond to the Green function of the fermion in the field of a plane wave (3). Wavy lines correspond to the initial gamma quantum. Dashed lines stand for the pseudo photon of recoil.

For further calculations, we consider the process in the case of a circular polarization ( $\delta^2 = 1$ ) and the field intensity in the pulse peak is

$$\eta_0 \ll 1. \quad (5)$$

Taking this consideration into account<sup>9,14</sup>, we obtain the expression for the amplitude of the PPP process on a nucleus in the field of a plane quasi-monochromatic (4) weak electromagnetic wave (5):

$$S = \sum_{l=-\infty}^{+\infty} S_{(l)}. \quad (6)$$

Herein  $S_{(l)}$  is a partial amplitude of the process with radiation (absorption) of  $|l|$ -photons of a wave

$$S_{(l)} = i \frac{2\tau^2 \omega Ze^3 \sqrt{\pi}}{\sqrt{2\omega_i E_- E_+}} \frac{(\bar{u}_{p_-} B'_{(l)} v_{-p_+})}{[\mathbf{q}^2 + q_0(q_0 - 2q_z)],} \quad (7)$$

where

$$B'_{(l)} = B'_{+(l)} + B'_{-(l)}, \quad q = p_- + p_+ - k_i + lk. \quad (8)$$

Here  $q = (q_0, \mathbf{q})$  is a transferred four-momentum,  $B_{+(l)}$  and  $B_{-(l)}$  are the amplitudes for the channels A and B,  $v_{-p_+}$  and  $\bar{u}_{p_-}$  are the Dirac bispinors for a positron and an electron,

$$B_{+(l)} = \sum_{r=-\infty}^{+\infty} \int_{-\infty}^{\infty} d\phi_1 \int_{-\infty}^{\infty} d\phi_2 \exp(iq_0\tau\phi_2) M_{(l+r)}^0(p_-, q_-, \phi_2) \times G(q_-, \phi_1 - \phi_2) \left[ \varepsilon_\mu F_{(-r)}^\mu(q_-, p_+, \phi_1) \right], \quad (9)$$

$$B_{-(l)} = \sum_{r=-\infty}^{+\infty} \int_{-\infty}^{\infty} d\phi_1 \int_{-\infty}^{\infty} d\phi_2 \exp(iq_0\tau\phi_2) M_{(l+r)}^0(p_+, q_+, \phi_2) \times G(q_+, \phi_1 - \phi_2) \left[ \varepsilon_\mu F_{(-r)}^\mu(q_+, p_-, \phi_1) \right], \quad (10)$$

$$G(q_\pm, \phi_1 - \phi_2) = \int_{-\infty}^{\infty} d\xi \left[ \frac{(\hat{q}_\pm + m) + \xi \hat{k}}{(q_\pm^2 - m^2) + 2\xi(kq_\pm)} \right] \times \exp[i(\omega\tau\xi)(\phi_1 - \phi_2)], \quad (11)$$

$$q_- = -p_+ + k_i + rk, \quad q_+ = -p_- + k_i + rk. \quad (12)$$

The notations with hats stand for dot product of the corresponding four-vector with the Dirac gamma matrices:  $\tilde{\gamma}_\mu = (\tilde{\gamma}_0, \tilde{\boldsymbol{\gamma}})$ ,  $\mu = 0, 1, 2, 3$  (for example,  $\hat{q}_\pm = q_\pm^\mu \tilde{\gamma}_\mu = q_\pm^0 \tilde{\gamma}_0 - \mathbf{q}_\pm \tilde{\boldsymbol{\gamma}}$ ). Besides  $\phi_n = \phi_n/\omega\tau$  ( $n = 1, 2$ ),  $\varepsilon^\mu$  and  $k_i = (\omega_i, \mathbf{k}_i)$  are the polarization four-vector and the four-momentum of the initial gamma quantum correspondingly,  $p_\pm = (E_\pm, \mathbf{p}_\pm)$  are the four-momenta of a positron and an electron,  $q_-$  and  $q_+$  are the four-momenta of an intermediate electron and positron for the channels A and B accordingly (see Fig.1). In the expressions (9) and (10) there is the matrix  $M_{(l+r)}^0(p', p, \phi_2)$ , which under the resonant conditions and with the expression in square brackets in the denominator (7) taken into account represents the amplitude of the intermediate electron (positron) scattering on a nucleus ( $p \rightarrow p'$ ) with radiation (absorption) of  $|l+r|$ -photons of a wave (the laser-assisted Mott process)<sup>7,29</sup>. At the same time  $F_{(-r)}^\mu(p', p, \phi_1)$  represents the amplitude of an electron-positron pair production (with momenta  $p$  and  $p'$ ) by a gamma quantum  $k_i$  with absorption of  $r$ -photons of a wave (the laser-stimulated Breit-Wheeler process)<sup>6</sup>

$$M_{(l+r)}^0(p', p, \phi_2) = \tilde{\gamma}^0 L_{l+r}(p', p, \phi_2), \quad (13)$$

$$F_{(-r)}^\mu(p', p, \phi_1) = \tilde{\gamma}^\mu L_{-r}(p', p, \phi_1) + b_{p'p(-)}^\mu(\phi_1) L_{-r-1} + b_{p'p(+)}^\mu(\phi_1) L_{-r+1}. \quad (14)$$

Here we introduced matrices  $b_{p'p(\pm)}^\mu$  and special functions  $L_{n'}(p', p, \phi_n)$  which were studied in details in the following article<sup>57</sup>:

$$b_{p'p(\pm)}^\mu(\phi_1) = \eta(\phi_1) \left[ \frac{m}{4(kp')} \hat{e}_\pm \hat{k} \tilde{\gamma}^\mu - \frac{m}{4(kp)} \tilde{\gamma}^\mu \hat{k} \hat{e}_\pm \right], \quad (15)$$

$$L_s(p', p, \phi_n) = \exp(-i s \chi_{p'p}) J_s[\gamma_{p'p}(\phi_n)]. \quad (16)$$

Herein  $J_s$  is the Bessel function of an integer index. The parameters  $\gamma_{p'p}$ ,  $\chi_{p'p}$  and four-vectors  $e_\pm$  are defined as follows:

$$\gamma_{p'p}(\phi_n) = \eta(\phi_n) m \sqrt{-Q_{p'p}^2}, \quad Q_{p'p} = \frac{p'}{(kp')} - \frac{p}{(kp)}, \quad (17)$$

$$\tan \chi_{p'p} = \delta \frac{(Q_{p'p} e_y)}{(Q_{p'p} e_x)}, e_\pm = e_x \pm i \delta e_y. \quad (18)$$

In the relations (15)-(17) the parameter  $\eta(\phi_n)$  has the following form:

$$\eta(\phi_n) = \eta_0 g(\phi_n), \quad n = 1, 2. \quad (19)$$

Here  $\eta_0$  is the intensity of a wave in the pulse peak,  $g(\phi_{1,2})$  is the envelope function of a laser wave (3). Herewith, the magnitudes of the four-momenta  $p$  and  $p'$  in the expressions (13)-(18) are defined by the corresponding expressions in the amplitudes (9) and (10).

From the relation (11) we can see that the substantive range of the variable  $\xi$ , which makes the main contribution to the integral (11) is defined by the condition:

$$|\xi| \lesssim \frac{1}{\omega\tau} \ll 1. \quad (20)$$

Since, when  $|\xi| \gg 1/\omega\tau$  due to the high-frequency oscillations, these integrals would be small. Thus, we can neglect  $\xi \hat{k}$  in the denominator of the expression (11) in comparison with  $(\hat{q}_\mp + m)$ . It noteworthy that the dependence on the variable of integration in the denominator of the expression (11) is a consequence of a pulsed behavior of the laser wave<sup>9,14</sup>. We emphasize that there is no such term in the case of a monochromatic wave and as a consequence that leads to the resonant infinity in the amplitude of the PPP process on a nucleus in the field of a wave<sup>8,15</sup>. As a result, the integral (11) is easily calculated and the expression for the channels A and B takes the following form:

$$G(q_\pm, \phi_1 - \phi_2) = \frac{\pi i (\hat{q}_\pm + m)}{2(kq_\pm)} \exp[-2i\beta_\pm(\phi_1 - \phi_2)] \times \text{sgn}(\phi_1 - \phi_2). \quad (21)$$

Herein  $\beta_-$  and  $\beta_+$  are the resonant parameters for the channels A and B<sup>9,14</sup>:

$$\beta_\mp = \frac{(q_\mp^2 - m^2)}{4(kq_\mp)} \omega\tau. \quad (22)$$

Taking (21) into account we finally deduce the expressions for the amplitudes (9) and (10):

$$B_{+(l)} = \sum_{r=-\infty}^{\infty} \frac{\pi i}{(kp_-)} \int_{-\infty}^{\infty} d\phi_1 \int_{-\infty}^{\infty} d\phi_2 \exp(-2i\beta_- \phi_1) \exp[i(q_0\tau + 2\beta_-)\phi_2] \times \text{sgn}(\phi_1 - \phi_2) M_{(l+r)}(p_-, q_-, \phi_2) (\hat{q}_- + m) \left[ \varepsilon_\mu^* F_{(-r)}^\mu(q_-, p_+, \phi_1) \right], \quad (23)$$

$$B_{-(l)} = \sum_{r=-\infty}^{\infty} \frac{\pi i}{(kp_+)} \int_{-\infty}^{\infty} d\phi_1 \int_{-\infty}^{\infty} d\phi_2 \exp(-2i\beta_+ \phi_1) \exp[i(q_0\tau + 2\beta_+)\phi_2] \times \text{sgn}(\phi_1 - \phi_2) M_{(l+r)}(p_+, q_+, \phi_2) (\hat{q}_+ + m) \left[ \varepsilon_\mu^* F_{-r}^\mu(q_+, p_-, \phi_1) \right]. \quad (24)$$

The expressions for the amplitudes (6)-(8), (23), (24) are valid for the circular polarized quasi-monochromatic weak laser wave (4), (5).

From now on we will consider the high-energy initial gamma quanta and the ultrarelativistic energies of the produced electrons and positrons, when all particles propagate in a narrow cone along the direction of the initial gamma quantum momentum<sup>15</sup>:

$$\omega_i \gg m, \quad E_{\pm} \gg m, \quad (25)$$

$$\theta_{i\pm} = \angle(\mathbf{k}_i, \mathbf{p}_{\pm}) \ll 1, \quad \bar{\theta}_{\pm} = \angle(\mathbf{p}_+, \mathbf{p}_-) \ll 1, \quad (26)$$

$$\theta_i = \angle(\mathbf{k}_i, \mathbf{k}) \sim 1, \quad \theta_{\pm} = \angle(\mathbf{p}_{\pm}, \mathbf{k}) \sim 1. \quad (27)$$

### III. POLES OF THE PPP AMPLITUDE

Resonant behavior of the amplitudes (6)-(8), (23), (24) is explained by quasi-discrete structure: an electron (a positron) + a plane electromagnetic wave. It follows that due to the approximate fulfillment of the energy-momentum conservation law, four-momentum of the intermediate electron (positron) lies near the mass shell. The following conditions take place for the channels A and B in the resonance<sup>9,14</sup> (see (23), (24), and also Fig.2):

$$|\beta_{\mp}| \lesssim 1 \Rightarrow \frac{|q_{\mp}^2 - m^2|}{4(kq_{\mp})} \lesssim \frac{1}{\omega\tau} \ll 1. \quad (28)$$

The resonant parameters  $\beta_{\mp}$  (22) for the case of a weak field (5) and the kinematic conditions (25)-(27) have the following form:

$$\beta_{\mp} = r \frac{[4(1-x_{\pm})x_{\pm}\varepsilon_r - 4x_{\pm}^2\delta_{\pm}^2 - 1]}{16\varepsilon_r(1-x_{\pm})x_{\pm}} \omega\tau, \quad (29)$$

$$\delta_{\pm} = \frac{\omega_i \theta_{i\pm}}{2m}, \quad x_{\pm} = \frac{E_{\pm}}{\omega_i}, \quad (30)$$

$$\varepsilon_r = \frac{\omega_i}{\omega_{thr(r)}}, \quad \omega_{thr(r)} = \frac{m^2}{r\omega \sin(\theta_i/2)}. \quad (31)$$

Herein  $r = 1, 2, 3, \dots$  is a number of a resonance (the number of wave photons, which are absorbed in the laser-stimulated Breit-Wheeler process),  $\omega_{thr(r)}$  is the threshold energy for the  $r^{\text{th}}$ -resonance (see (33)-(35)). This energy is defined by the rest energy of an electron, the total energy of absorbed wave photons and the angle between the momenta of the initial gamma quantum and a laser wave. Within the optical frequency range, the threshold energy for the first resonance is of the order of  $\omega_{thr(1)} \sim 10^2$  GeV. With an increase in the number of a resonance (absorbed photons of a wave), the threshold energy decreases by a factor of  $r$  (31). In the expression (31) we denoted the energy of initial gamma quantum in the units of a threshold energy of  $r^{\text{th}}$ -resonance as  $\varepsilon_r$ . We underline that in the article<sup>15</sup> there was studied the first resonance ( $r = 1$ ) of

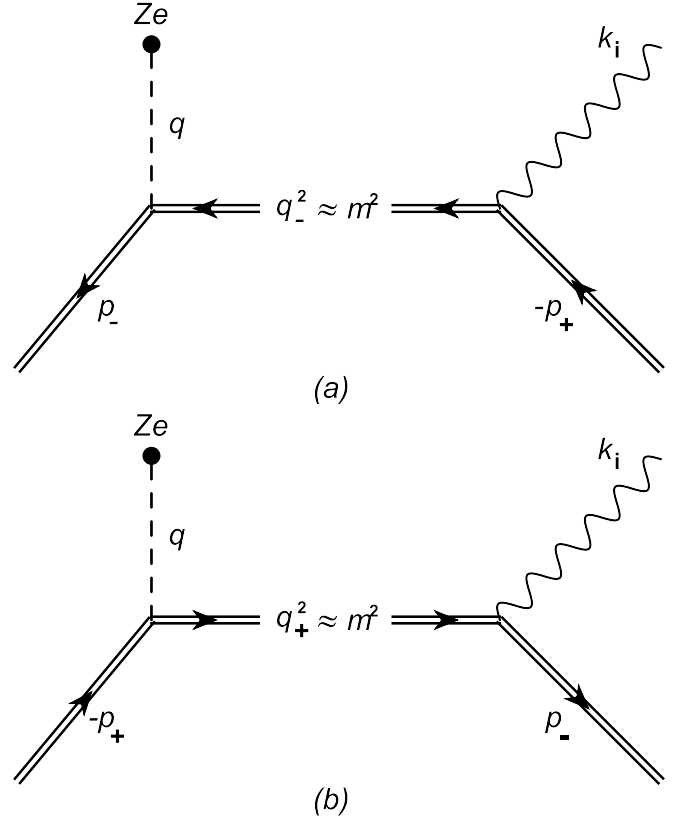


FIG. 2. Resonant photoproduction of the electron-positron pair in the field of a nucleus and a pulsed electromagnetic wave.

the process of the ultrarelativistic electron-positron pairs photoproduction in the field of a nucleus and a weak monochromatic laser wave. Wherein, the resonant infinity was eliminated by the Breit-Wigner procedure with the introduction of a radiation width. In the present article, we study the process in the field of a pulsed laser wave for the several first resonances. Herewith, the resonant width, associated with the pulsed nature of a wave, arises as a consequence of the used mathematical apparatus (see (61)-(63), (87), (88)).

Using the expressions for the resonant parameters (29) we rewrite the resonant conditions (28) for the channels A and B:

$$\frac{r|4(1-x_{\pm})x_{\pm}\varepsilon_r - 4x_{\pm}^2\delta_{\pm}^2 - 1|}{16\varepsilon_r(1-x_{\pm})x_{\pm}} \lesssim \frac{1}{\omega\tau} \ll 1. \quad (32)$$

We can see that the expressions in the modulus have to be close to zero. Hence, we have quadratic equations that define the resonant energies of a positron and an electron. The solutions of these equations for the channels A and B have the following form:

$$x_{+(r)}(\delta_+^2) \approx \frac{\varepsilon_r \pm \sqrt{\varepsilon_r(\varepsilon_r - 1) - \delta_+^2}}{2(\varepsilon_r + \delta_+^2)},$$

$$x_{-(r)}(\delta_+^2) \approx 1 - x_{+(r)}(\delta_+^2), \quad (33)$$

$$x_{-(r)}(\delta_{\pm}^2) \approx \frac{\varepsilon_r \pm \sqrt{\varepsilon_r(\varepsilon_r - 1) - \delta_{\pm}^2}}{2(\varepsilon_r + \delta_{\pm}^2)},$$

$$x_{+(r)}(\delta_{\pm}^2) \approx 1 - x_{-(r)}(\delta_{\pm}^2), \quad x_{\pm(r)} = \frac{E_{\pm(r)}}{\omega_i}. \quad (34)$$

We can conclude that the resonant energies of a positron and an electron for each of the two channels depend on the parameter  $\varepsilon_r$  and take two different values for a certain positron (the channel A) or electron (the channel B) outgoing angle (see Fig.3-Fig.5). Herewith, the parameter  $\varepsilon_r$  has to satisfy the condition:

$$\varepsilon_r \geq 1 \rightarrow \omega_i \geq \omega_{thr(r)}, \quad r = 1, 2, 3, \dots \quad (35)$$

It follows that value  $\omega_{thr(r)}$  (31) is the threshold energy for the initial gamma quantum. This threshold energy decreases with an increase in the number of absorbed wave photons. From the expressions (33) and (34) we can see that the possible outgoing angles depend on the value of the parameter  $\varepsilon_r$  and are enclosed in the interval:

$$0 \leq \delta_{\pm}^2 \leq \delta_{\max}^2, \quad \delta_{\max}^2 = \varepsilon_r(\varepsilon_r - 1), \quad \varepsilon_r \geq 1. \quad (36)$$

In Fig.3a and Fig.3b we represent possible values of the positron energy for the channels A and B for the first, second and third resonances in the case of the initial gamma quantum energy is greater than the threshold energy for the first resonance  $\omega_i > \omega_{thr(1)}$ . In Fig.4a and Fig.4b we represent possible values of the positron energy for the channels A and B for the second, third and fourth resonances in the case when the initial gamma quantum energy is greater than the threshold energy for the second resonance  $\omega_{thr(1)} > \omega_i > \omega_{thr(2)}$ . In Fig.5a and Fig.5b we represent possible values of the positron energy for the channels A and B for the third, fourth and fifth resonances in the case when the initial gamma quantum energy is greater than the threshold energy for the third resonance  $\omega_{thr(2)} > \omega_i > \omega_{thr(3)}$ . These figures show that the positron energy for every outgoing angle ( $\delta_{\pm}^2$  for channel A and  $\delta_{\pm}^2$  for channel B) can take two values. Moreover, the most difference in the maximum and minimum values of the energy takes place at zero outgoing angle of a positron (electron) relative to the initial gamma quantum momentum ( $\delta_{\pm}^2 = 0$ ). With an increase in the outgoing angle of a positron (electron) the difference between the maximum and minimum values of the positron energy decreases and for the supreme outgoing angle ( $\delta_{\pm}^2 = \delta_{\max}^2$  (36)) the positron energy takes a single value (33), (34). Note that similar reasoning holds true for the electron.

It is very important to emphasize that the electron-positron pair energies for the channel A depend only on the outgoing angle of a positron (parameter  $\delta_{\pm}^2$ ) and for the channel B depend only on the outgoing angle of an electron (parameter  $\delta_{\pm}^2$ ). Accordingly, the channels A and B do not interfere with each other. Besides, in the frame of one of the channels (A or B) different resonances also does not interfere (see Fig.3-Fig.5, there are no intersections of the curves with different  $r$ ). Due to that fact we can ignore the interference of the channels A and B and also interference between different resonances in

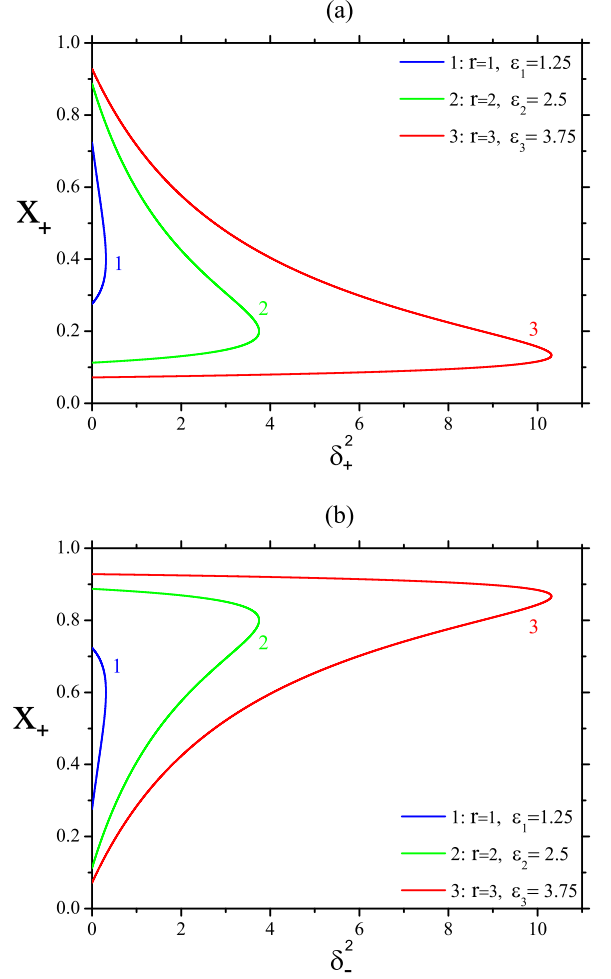


FIG. 3. Dependence of the positron resonant energy on the parameter  $\delta_{\pm}^2$  (33) (Fig.3a, for the channel A) and on the parameter  $\delta_{\pm}^2$  (34) (Fig.3b, for the channel B) for the case  $\omega_i > \omega_{thr(1)}$  and the first three resonances ( $\omega_i = 125 \text{ GeV}$ ,  $\omega_{thr(1)} = 100 \text{ GeV}$ ).

the frame of one channel, when calculating the resonant differential cross section. Herewith, we will exclude the case of the electron (positron) scattering at a zero angle ( $\delta_{\pm}^2 = \delta_{\pm}^2 = 0$ ).

#### IV. RESONANT CROSS SECTION OF THE PPP

We simplify amplitudes of the process (6)-(8), (23), (24) for the case of the resonant kinematics (25)-(27), (33), (34). Consequently, the arguments of the Bessel function (16) in the amplitudes  $M_{(l+r)}^0$  (13) and  $F_{(-r)}^\mu$  (14) are small ( $\gamma_{p'p} \lesssim \eta_0 \ll 1$ ). So we can put:

$$M_{(l+r)}^0(p', p, \phi_2) \approx \tilde{\gamma}^0 L_0(p', p, \phi_2) \approx \tilde{\gamma}^0 (l = -r), \quad (37)$$

$$F_{(-r)}^\mu(p', p, \phi_1) = \tilde{\gamma}^\mu L_{-r}(p', p, \phi_1) + L_{-r+1}(p', p, \phi_n) \eta(\phi_1) \times \left[ \frac{m}{4(kp')} \hat{e}_+ \hat{k} \tilde{\gamma}^\mu - \frac{m}{4(kp)} \tilde{\gamma}^\mu \hat{k} \hat{e}_+ \right]. \quad (38)$$

We will carry out further analysis for a certain type of the envelope function. Let us choose the envelope function in a Gaussian-like form:

$$g(\phi_1) = \exp\left\{-2\phi_1^2\right\}. \quad (39)$$

We apply series expansion for the Bessel function with respect to the small parameter in the amplitudes (38) and also integrate with respect to  $\phi_1$ . Finally, the amplitude of the PPP for the resonance with number  $r$  takes the following form:

$$S_{(-r)} = \frac{\pi^2 \tau^2 \omega Z e^3}{\sqrt{2\omega_i E_- E_+}} \frac{(\bar{u}_{p-} B_{(r)} v_{-p_+})}{[\mathbf{q}^2 + q_0(q_0 - 2q_z)],} \quad (40)$$

where

$$B_{(r)} = B_{+(r)} + B_{-(r)}. \quad (41)$$

Here  $B_{+(r)}$  and  $B_{-(r)}$  are the resonant amplitudes for the channels A and B

$$B_{+(r)} = U_{(r)}(q_-) \left[ \tilde{\gamma}^0 (\hat{q}_- + m) \left( \varepsilon_\mu z_{+(r)}^\mu \right) \right], \quad (42)$$

$$B_{-(r)} = U_{(r)}(q_+) \left[ \tilde{\gamma}^0 (\hat{q}_+ + m) \left( \varepsilon_\nu z_{-(r)}^\nu \right) \right], \quad (43)$$

$$U_{(r)}(q_\pm) = \frac{\eta_0^r}{\sqrt{r}(kq_\pm)} \exp\left(-\frac{\beta_\pm^2}{4r}\right) V_r(q_0, \beta_\pm), \quad (44)$$

$$V_r(q_0, \beta_\pm) = \int_{-\infty}^{\infty} d\phi_2 \exp[i(q_0 \tau + 2\beta_\pm) \phi_2] \times \\ \times \text{erf}\left(2\sqrt{r}\phi_2 + \frac{i\beta_\pm}{2\sqrt{r}}\right). \quad (45)$$

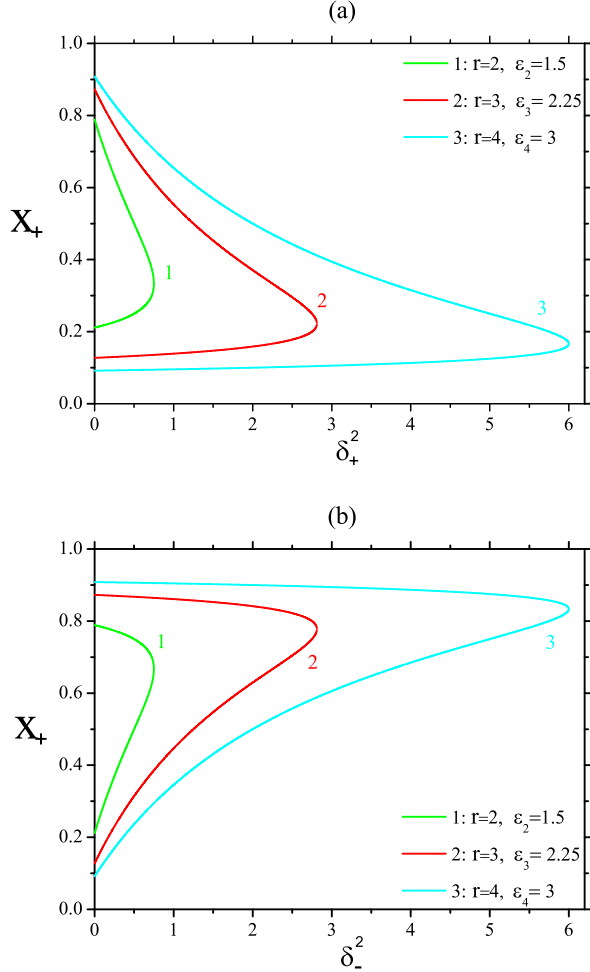


FIG. 4. Dependence of the positron resonant energy on the parameter  $\delta_+^2$  (33) (Fig.4a, channel A) and on the parameter  $\delta_-^2$  (34) (Fig.4b, channel B) for the case  $\omega_{thr(1)} > \omega_i > \omega_{thr(2)}$  and for the second, third and fourth resonances ( $\omega_i = 75 \text{ GeV}$ ,  $\omega_{thr(2)} = 50 \text{ GeV}$ ).

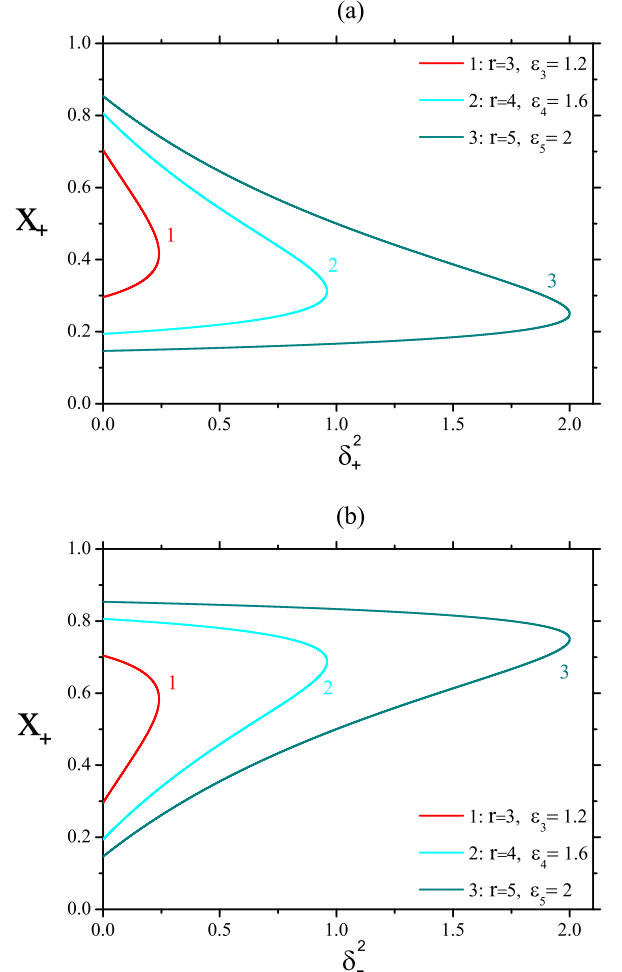


FIG. 5. Dependence of the positron resonant energy on the parameter  $\delta_+^2$  (33) (Fig.5a, channel A) and on the parameter  $\delta_-^2$  (34) (Fig.5b, channel B) for the case  $\omega_{thr(2)} > \omega_i > \omega_{thr(3)}$  for the third, fourth and fifth resonances ( $\omega_i = 40 \text{ GeV}$ ,  $\omega_{thr(3)} = 33.3 \text{ GeV}$ ).

We point out that there is no summation over  $r$  in the amplitudes (42) and (43) due to the absence of the interference of resonances with different  $r$ . The expressions  $z_{\pm(r)}^{\mu}$  have the following form:

$$z_{+(r)}^{\mu} = \tilde{\gamma}^{\mu} c_{+}^r + c_{+}^{r-1} \eta_0 \left[ \frac{m}{4(kq_{-})} \hat{e}_{+} \hat{k} \tilde{\gamma}^{\mu} - \frac{m}{4(kp_{+})} \tilde{\gamma}^{\mu} \hat{k} \hat{e}_{+} \right], \quad (46)$$

$$z_{-(r)}^{\nu} = \tilde{\gamma}^{\nu} c_{-}^r + c_{-}^{r-1} \eta_0 \left[ \frac{m}{4(kq_{+})} \hat{e}_{-} \hat{k} \tilde{\gamma}^{\nu} - \frac{m}{4(kp_{-})} \tilde{\gamma}^{\nu} \hat{k} \hat{e}_{-} \right]. \quad (47)$$

Herein we introduced the following notation:

$$c_{\pm}^r = \frac{(-1)^r \gamma_{\pm}^r}{r!} \exp(ir\chi_{q_{\mp} p_{\pm}}), \quad (48)$$

$$\gamma_{\pm} = r \sqrt{\frac{u_{\pm}}{u_r} \left(1 - \frac{u_{\pm}}{u_r}\right)}. \quad (49)$$

In the expression (49) the relativistically invariant parameters for the channels A and B are defined in the following way<sup>6</sup>:

$$u_{\pm} = \frac{(kk_i)^2}{4(kp_{\pm})(kq_{\mp})}, \quad u_r = r \frac{(kk_i)}{2m^2}. \quad (50)$$

We want to emphasize that the applicability of the obtained expansions for the Bessel functions (16) is valid when the following inequality holds for the number of resonance and wave intensity:

$$\frac{r}{\sqrt{r+1}} \ll \eta_0^{-1}. \quad (51)$$

We obtained the probability of the resonant process for the entire observation time in the interference absence of the channels A and B (first and second terms in (41)):

$$dw_{\pm(r)} = \frac{\pi^4 \omega^2 \tau^4 Z^2 e^6}{2\omega_i E_{+} E_{-}} \frac{|\bar{u}_{p_{-}} B_{\pm(r)} v_{-p_{+}}|^2}{[\mathbf{q}^2 + q_0(q_0 - 2q_z)]^2} \frac{d^3 p_{+} d^3 p_{-}}{T(2\pi)^6}. \quad (52)$$

Herein  $T$  is a some relatively large observation time ( $T \gtrsim \tau$ ). The differential cross section of the PPP process on a nucleus in the field of a pulsed light wave is obtained from the probability per unit of time by dividing it by density of the incident particles flux. The flux is equal to unity for the case of incident gamma quanta. Then, averaging over the initial gamma quanta polarizations and summation over polarizations of the final electrons and positrons is carried out in the standard way<sup>58</sup>. Thus, after all the calculations, we derived the resonant differential cross section of the PPP (for example for the channel A) in the following form:

$$d\sigma_{+(r)} = \frac{\pi \tau (\omega \tau)^2}{4(2\pi)^3} \left(\frac{\tau}{T}\right) \frac{m^2 |\mathbf{q}_{-}|}{r(kq_{-})^2} \exp\left(-\frac{\beta_{-}^2}{2r}\right) dW_{+(r)}(q_{-}, p_{+}) \times \\ \times \frac{2Z^2 r_e^2 m^2 [m^2 + p_{-}^0 q_{-}^0 + \mathbf{p}_{-} \mathbf{q}_{-}]}{E_{-} |\mathbf{q}_{-}| [\mathbf{q}^2 + q_0(q_0 - 2q_z)]^2} |V_r(q_0, \beta_{-})|^2 d^3 p_{-}, \quad (53)$$

where  $dW_{+(r)}(q_{-}, p_{+})$  is a probability per unit of time of the electron-positron pair photoproduction with the momenta  $q_{-}$

and  $p_{+}$ , correspondingly, due to absorption of  $r$ -photons of a wave (the laser-stimulated Breit-Wheeler process)<sup>6</sup>:

$$dW_{+(r)}(q_{-}, p_{+}) = \frac{\alpha}{\omega_i E_{+}} \eta_0^{2r} \left(\frac{r^r}{r!}\right)^2 \left[\frac{u_{+}}{u_r} \left(1 - \frac{u_{+}}{u_r}\right)\right]^{r-1} \times \\ \times \left[2u_{+} - 1 + 2\frac{u_{+}}{u_r} \left(1 - \frac{u_{+}}{u_r}\right)\right] d^3 p_{+}. \quad (54)$$

Here  $\alpha$  is the fine structure constant and the relativistically invariant parameters  $u_{+}$ ,  $u_r$  are defined by the expressions (50). We integrate the expression (53) with respect to the final electron energy  $d^3 p_{-} = |\mathbf{p}_{-}| E_{-} dE_{-} d\Omega_{-}$ . In order to deduce the corresponding differential cross section for the channel B, it is necessary to integrate with respect to the final positron energy  $d^3 p_{+} = |\mathbf{p}_{+}| E_{+} dE_{+} d\Omega_{+}$ . Herewith, we make the change of the integration variable:

$$\zeta = \frac{q_0}{\omega} = \frac{1}{\omega} (E_{+} + E_{-} - \omega_i - r\omega), \quad dE_{-} = \omega d\zeta. \quad (55)$$

It is easy to see that the main contribution to the integral (53) is made by values from the interval

$$|\zeta| \lesssim \frac{1}{\omega \tau} \ll 1. \quad (56)$$

Therefore, in the numerator of the expression (53) we may put  $\zeta = 0$  everywhere but the exponent in  $V_r(\omega \zeta, \beta_{-})$  (45). In addition, since the transferred momentum, which makes the main contribution to the resonant cross section, has the order of magnitude  $\mathbf{q}^2 \sim m^4 / \omega_i^2 \lesssim m^2 \omega / \omega_i$ <sup>15</sup> and the correction to its value is much less  $|q_z| \omega \zeta \sim m^2 \omega \zeta / \omega_i \lesssim m^2 \omega / (\omega_i \omega \tau) \ll m^2 \omega / \omega_i$ , then in the denominator (53) we can neglect corrections to the square of the transferred momentum  $\mathbf{q}^2$ . Given this, it is easy to integrate the expression (53) with respect to  $\zeta$ . The resonant differential cross sections of the PPP for the channels A and B take the form:

$$d\sigma_{+(r)} = d\sigma_{(0)}(p_{-}, q_{-}) \Psi_{(r)}^{res}(q_{-}) dW_{+(r)}(q_{-}, p_{+}), \quad (57)$$

$$d\sigma_{-(r)} = d\sigma_{(0)}(p_{+}, q_{+}) \Psi_{(r)}^{res}(q_{+}) dW_{-(r)}(q_{+}, p_{-}). \quad (58)$$

Here  $dW_{+(r)}(q_{-}, p_{+})$  is defined by the expression (54),  $dW_{-(r)}(q_{+}, p_{-})$  is obtained from (54) by corresponding replacement of the four-momenta,  $d\sigma_{(0)}(p_{-}, q_{-})$  and  $d\sigma_{(0)}(p_{+}, q_{+})$  are the differential cross sections of the intermediate electron (positron) scattering on a nucleus in the absence of radiation (absorption) of photons<sup>7</sup>:

$$d\sigma^{(0)}(p_{-}, q_{-}) = 2Z^2 r_e^2 \frac{|\mathbf{p}_{-}| m^2 [m^2 + p_{-}^0 q_{-}^0 + \mathbf{p}_{-} \mathbf{q}_{-}]}{|\mathbf{q}_{-}| \mathbf{q}_{-}^4} d\Omega_{-}, \\ \mathbf{q} = \mathbf{p}_{-} - \mathbf{q}_{-}. \quad (59)$$

Herein  $d\sigma_{(0)}(p_{+}, q_{+})$  can be obtained from the expression (59) by replacement of four-momenta:  $q_{-} \rightarrow q_{+}, p_{-} \rightarrow p_{+}$ . The resonant functions  $\Psi_{(r)}^{res}(q_{\pm})$  have the following forms:

$$\Psi_{res}^{(r)}(q_{\pm}) = \frac{m^2 (\omega \tau)^2 |\mathbf{q}_{\pm}|}{16\pi^2 r (kq_{\pm})^2} P_{(r)}^{res}(\beta_{\pm}), \quad (60)$$

where we introduced a function of resonant profile  $P_{(r)}^{res}(\beta_{\pm})$  which depends on the resonant parameter  $\beta_{\pm}$  and has the following expression:

$$P_{(r)}^{res}(\beta_{\pm}) = \exp\left(-\frac{\beta_{\pm}^2}{2r}\right) \frac{1}{2\rho} \int_{-\rho}^{\rho} d\phi_2 \left| \text{erf}\left(2\sqrt{r}\phi_2 + \frac{i\beta_{\pm}}{2\sqrt{r}}\right) \right|^2, \quad \rho = T/\tau. \quad (61)$$

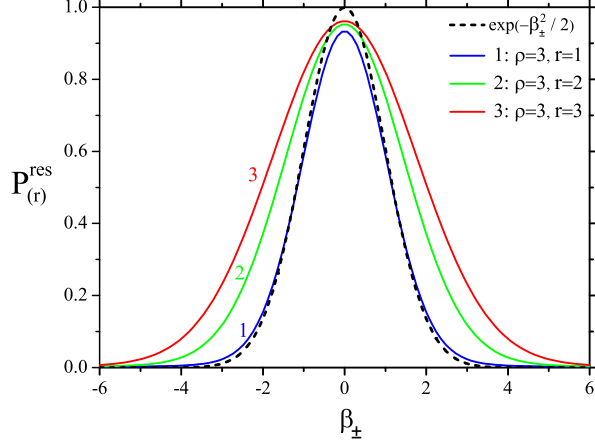


FIG. 6. The resonant profile function dependence  $P_{(r)}^{res}$  (61) on the resonant parameter  $\beta_{\pm}$  for the first three resonances.

We are interested in the resonant profile function (61) when resonant parameter  $|\beta_{\pm}| \ll 1$ . In such case the function of resonant profile  $P_{(r)}^{res}(\beta_j)$  transforms into the Breit-Wigner formula<sup>9,14</sup>:

$$P_{(r)}^{res}(|\beta_{\pm}| \ll 1) \approx \frac{a_{(r)}\Lambda_{\pm(r)}^2}{\left[(q_{\pm}^2 - m^2)^2 + \Lambda_{\pm(r)}^2\right]} \approx P_{\max(r)}^{res} = a_{(r)}. \quad (62)$$

Herein  $\Lambda_{\pm(r)}$  is a width of the corresponding resonance, which is determined by the duration of the laser pulse:

$$\Lambda_{\pm(r)} = \frac{4rc_{(r)}(kq_{\pm})}{(\omega\tau)}, \quad c_{(r)} = \sqrt{\frac{2a_{(r)}}{r(a_{(r)} - 2rb_{(r)})}}, \quad (63)$$

$$a_{(r)} = \frac{1}{\rho} \int_0^{\rho} \text{erf}^2(2\sqrt{r}\phi) d\phi, \quad (64)$$

$$b_{(r)} = \frac{1}{\rho\sqrt{\pi r}} \left[ \frac{1}{2\sqrt{2\pi r}} \text{erf}\left(2\sqrt{2r\rho}\right) + 2 \int_0^{\rho} \phi \text{erf}(2\sqrt{r}\phi) \exp(-4r\phi^2) d\phi \right]. \quad (65)$$

For the first five resonances we have:  $a_{(r)} \sim 1, c_{(r)} \sim 1, b_{(r)} \sim 10^{-2}$ . From the relation (62) it follows that the maximum of

the function is determined by the parameter  $a_{(r)}$  (64), which depends on the number of resonance and the ratio between the observation time and the duration of a laser pulse (the parameter  $\rho$ ). In Fig.6 we can see that resonances take place if the resonant parameters  $|\beta_{\pm}| \lesssim 1$ . When  $|\beta_{\pm}| \gg 1$  the resonant profile function exponentially decreases<sup>9,14</sup>.

## V. ANALYSIS OF THE RESONANT DIFFERENTIAL CROSS SECTION OF THE PPP BY A HIGH-ENERGY GAMMA QUANTUM

We rewrite the resonant differential cross section of the PPP (57)-(61) accordingly to the resonant kinematic (25)-(27):

$$d\sigma_{+(r)} = \alpha Z^2 r_e^2 \eta_0^{2r} \frac{r(\omega\tau)^2 (1-x_{+(r)})x_{+(r)} K_{+(r)} P_{(r)}^{res}(\beta_-)}{8\pi d_{+(r)}^2} \frac{K_{+(r)} P_{(r)}^{res}(\beta_-)}{\varepsilon_r^2} \times d\delta_+^2 d\delta_-^2 dx_{+(r)} d\varphi, \quad (66)$$

$$d\sigma_{-(r)} = \alpha Z^2 r_e^2 \eta_0^{2r} \frac{r(\omega\tau)^2 (1-x_{-(r)})x_{-(r)} K_{-(r)} P_{(r)}^{res}(\beta_+)}{8\pi d_{-(r)}^2} \frac{K_{-(r)} P_{(r)}^{res}(\beta_+)}{\varepsilon_r^2} \times d\delta_+^2 d\delta_-^2 dx_{-(r)} d\varphi. \quad (67)$$

Herein  $\varphi$  is an angle between the planes  $(\mathbf{k}_i\mathbf{p}_+)$  and  $(\mathbf{k}_i\mathbf{p}_-)$ . The resonant profile functions  $P_{(r)}^{res}(\beta_{\mp})$  are determined by the expression (61), where the resonant parameters are given by the relation (29). Functions  $K_{\pm(r)}$  are defined by probability of the laser-stimulated Breit-Wheeler process:

$$K_{\pm(r)} = \left(\frac{r^r}{r!}\right)^2 \left[ \frac{4x_{\pm(r)}^2 \delta_{\pm}^2}{(1+4x_{\pm(r)}^2 \delta_{\pm}^2)^2} \right]^{r-1} \times \left[ \frac{16x_{\pm(r)}^2 \delta_{\pm}^2}{(1+4x_{\pm(r)}^2 \delta_{\pm}^2)^2} + \left( \frac{x_{\pm(r)}^2}{1-x_{\pm(r)}} + \frac{1-x_{\pm(r)}}{x_{\pm(r)}} \right) \right]. \quad (68)$$

The values  $d_{\pm(r)}$  are defined by square of the transferred momentum:

$$d_{\pm(r)} = d_0(x_{\pm(r)}) + \left(\frac{m}{2\omega_i}\right)^2 \times \left( g_0^2(x_{\pm(r)}) + \frac{4\varepsilon_r}{\sin(\theta_i/2)} [4\varepsilon_r - g_0^2(x_{\pm(r)})] \right), \quad (69)$$

where

$$d_0(x_{\pm(r)}) = \tilde{\delta}_+^2 + \tilde{\delta}_-^2 + 2\tilde{\delta}_+ \tilde{\delta}_- \cos\varphi, \quad (70)$$

$$g_0(x_{+(r)}) = \frac{1+\tilde{\delta}_+^2}{x_{+(r)}} + \frac{1+\tilde{\delta}_-^2}{1-x_{+(r)}},$$

$$g_0(x_{-(r)}) = \frac{1+\tilde{\delta}_-^2}{x_{-(r)}} + \frac{1+\tilde{\delta}_+^2}{1-x_{-(r)}}, \quad (71)$$

$$\tilde{\delta}_{\pm} = 2x_{\pm(r)}\delta_{\pm}. \quad (72)$$



In the same kinematic region, the differential cross section of the PPP in the absence of an external laser field  $d\sigma_*$  has the following expression<sup>15,58</sup>:

$$d\sigma_{*(\pm)} = \frac{128}{\pi} Z^2 r_e^2 \alpha x_{\pm}^3 (1-x_{\pm})^3 \times \frac{D_0(x_{\pm}) + (m/\omega_i)^2 D_1(x_{\pm})}{\left[ d_0(x_{\pm}) + (m/2\omega_i)^2 g_0^2(x_{\pm}) \right]^2} d\delta_+^2 d\delta_-^2 dx_{\pm} d\varphi. \quad (73)$$

Here the top sign "+" means that the cross section without a field was integrated with respect to the electron final energy and the only dependence on the positron energy is remained. The bottom sign "-" corresponds to the integration of the cross section with respect to the positron final energy and the dependence on the electron energy is remained. In the expression (73) we denoted:

$$D_0(x_{\pm}) = -\frac{\tilde{\delta}_+^2}{(1+\tilde{\delta}_+^2)^2} - \frac{\tilde{\delta}_-^2}{(1+\tilde{\delta}_-^2)^2} + \frac{1}{2x_{\pm}(1-x_{\pm})} \frac{\tilde{\delta}_+^2 + \tilde{\delta}_-^2}{(1+\tilde{\delta}_+^2)(1+\tilde{\delta}_-^2)} + \left( \frac{x_{\pm}}{1-x_{\pm}} + \frac{1-x_{\pm}}{x_{\pm}} \right) \frac{\tilde{\delta}_+ \tilde{\delta}_-}{(1+\tilde{\delta}_+^2)(1+\tilde{\delta}_-^2)} \cos \varphi, \quad (74)$$

$$D_1(x_{\pm}) = \left( \frac{1}{x_{\pm}^2} + \frac{1}{(1-x_{\pm})^2} \right) b_{\pm}(x_{\pm}), \quad \tilde{\delta}_{\pm} = 2x_{\pm} \delta_{\pm}, \quad (75)$$

$$b_{\pm}(x_j) = \frac{\tilde{\delta}_{\pm}^2}{12(1+\tilde{\delta}_{\pm}^2)^3} \xi_{\pm}, \quad (76)$$

$$\xi_{\pm} = 2 \left( 1 - \tilde{\delta}_{\pm}^2 \right) \left( 3 - \tilde{\delta}_{\pm}^2 \right) - \frac{(9 + 2\tilde{\delta}_{\pm}^2 + \tilde{\delta}_{\pm}^4)}{x_{\pm}(1-x_{\pm})} + \left[ \frac{x_{\pm}}{1-x_{\pm}} + \frac{1-x_{\pm}}{x_{\pm}} \right] \left( 9 + 4\tilde{\delta}_{\pm}^2 + 3\tilde{\delta}_{\pm}^4 \right). \quad (77)$$

It is important to emphasize that in the differential cross sections (66)-(67), (69), (73) were introduced the small corrections which are proportional to  $\sim (m/\omega_i)^2 \ll 1$ . These corrections make a dominant contribution to the corresponding differential cross sections under the conditions:

$$|\varphi - \pi| \lesssim \frac{m}{\omega_i}, \quad \left| \tilde{\delta}_+ - \tilde{\delta}_- \right| \lesssim \frac{m}{\omega_i}. \quad (78)$$

These conditions lead to  $D_0(x_{\pm}) \rightarrow 0$ ,  $d_0(x_{\pm}) \rightarrow 0$  and as a result, the corresponding differential cross sections have sharp maxima<sup>15</sup>. Accordingly, the differential cross section without an external field (73) and in the field of a wave (66) in the kinematic region (78) will have the following order of magnitude:

$$d\sigma_{*(\pm)} \sim Z^2 \alpha r_e^2 \left( \frac{\omega_i}{m} \right)^2, \quad d\sigma_{\pm(r)} \lesssim Z^2 \alpha r_e^2 \left( \frac{\omega_i}{m} \right)^4 (\eta_0' \omega \tau)^2. \quad (79)$$

We can see that the resonant differential cross section can be significantly larger than the corresponding cross section in the absence of a laser field.

We integrate the resonant differential cross sections (66), (67) and also the cross section without a laser field (73) with respect to the azimuth angle  $\varphi$ :

$$d\sigma_{+(r)} = \alpha Z^2 r_e^2 \eta_0'^{2r} \frac{r(\omega \tau)^2 \left( \tilde{\delta}_+^2 + \tilde{\delta}_-^2 \right) x_{+(r)} (1-x_{+(r)})}{4\epsilon_r^2 G_{+(r)}^{3/2}} \times K_{+(r)} P_{(r)}^{res}(\beta_-) dx_{+(r)} d\delta_+^2 d\delta_-^2, \quad (80)$$

$$d\sigma_{-(r)} = \alpha Z^2 r_e^2 \eta_0'^{2r} \frac{r(\omega \tau)^2 \left( \tilde{\delta}_+^2 + \tilde{\delta}_-^2 \right) x_{-(r)} (1-x_{-(r)})}{4\epsilon_r^2 G_{-(r)}^{3/2}} \times K_{-(r)} P_{(r)}^{res}(\beta_+) dx_{-(r)} d\delta_+^2 d\delta_-^2, \quad (81)$$

where

$$G_{\pm(r)} = \left( \tilde{\delta}_+^2 - \tilde{\delta}_-^2 \right)^2 + \frac{1}{2} \left( \frac{m}{\omega_i} \right)^2 \left( \tilde{\delta}_+^2 + \tilde{\delta}_-^2 \right) \times \left( g_0^2(x_{\pm(r)}) + \frac{4\epsilon_r}{\sin(\theta_i/2)} [4\epsilon_r - g_0^2(x_{\pm(r)})] \right). \quad (82)$$

Herewith, the differential cross section of PPP without a laser field takes a form<sup>15</sup>:

$$d\sigma_{*(\pm)} = 64Z^2 \alpha r_e^2 x_{\pm}^3 (1-x_{\pm})^3 \times \frac{\left( \tilde{\delta}_+^2 + \tilde{\delta}_-^2 \right) D_2(x_{\pm})}{G_{\pm(0)}^{3/2}} dx_{\pm} d\delta_+^2 d\delta_-^2, \quad (83)$$

where  $G_{\pm(0)}$  can be derived from the expression for  $G_{\pm(r)}$  (82) if we put  $\epsilon_r = 0$ . Also we introduced the following expressions:

$$D_2(x_{\pm}) = D_0'(x_{\pm}) + (m/\omega_i)^2 D_1'(x_{\pm}), \quad (84)$$

$$D_0'(x_{\pm}) = -\frac{\tilde{\delta}_+^2}{(1+\tilde{\delta}_+^2)^2} - \frac{\tilde{\delta}_-^2}{(1+\tilde{\delta}_-^2)^2} + \frac{1}{2x_{\pm}(1-x_{\pm})} \frac{\tilde{\delta}_+^2 + \tilde{\delta}_-^2}{(1+\tilde{\delta}_+^2)(1+\tilde{\delta}_-^2)} + \left( \frac{x_{\pm}}{1-x_{\pm}} + \frac{1-x_{\pm}}{x_{\pm}} \right) \frac{2\tilde{\delta}_+^2 \tilde{\delta}_-^2}{\left( \tilde{\delta}_+^2 + \tilde{\delta}_-^2 \right) \left( 1 + \tilde{\delta}_+^2 \right) \left( 1 + \tilde{\delta}_-^2 \right)}, \quad (85)$$

$$D_1'(x_{\pm}) = D_1(x_{\pm}) + \left( \frac{x_{\pm}}{1-x_{\pm}} + \frac{1-x_{\pm}}{x_{\pm}} \right) \times \frac{g_0^2(x_{\pm}) \tilde{\delta}_+^2 \tilde{\delta}_-^2}{2 \left( \tilde{\delta}_+^2 + \tilde{\delta}_-^2 \right) \left( 1 + \tilde{\delta}_+^2 \right) \left( 1 + \tilde{\delta}_-^2 \right)}. \quad (86)$$

The expression for the resonant profile function  $P_{(r)}^{res}(\beta_{\pm})$  in (80), when  $|\beta_{\pm}| \ll 1$ , may be represented as:

$$P_{(r)}^{res} \approx \frac{a_{(r)} \Gamma_{\pm(r)}^2}{\left[ \left( \delta_{\pm}^2 - \delta_{\pm(r)}^2 \right) + \Gamma_{\pm(r)}^2 \right]} \approx P_{\max(r)}^{res} = a_{(r)}. \quad (87)$$

Here the parameters  $\delta_{\pm(r)}^2$  satisfy the corresponding equations for resonant frequency (for the channel A-(33), for channel the B-(34)). The transit width for the channels A and B equals to:

$$\Gamma_{\pm(r)} = \frac{c_{(r)}\varepsilon_r (1 - x_{\pm(r)})}{\omega\tau x_{\pm(r)}}. \quad (88)$$

We point out that the obtained expressions for the function of resonant profile (87) are correct if transit width significantly exceeds radiation width

$$\Gamma_{\pm(r)} \gg \Upsilon_{\pm}, \quad (89)$$

where  $\Upsilon_{\pm}$  is a radiation width:<sup>15</sup>

$$\Upsilon_{\pm} = \frac{\alpha\eta^2 (1 - x_{\pm})}{32\pi x_{\pm}} K_1, \quad (90)$$

$$K_1 = \left(2 + \frac{2}{\varepsilon_1} - \frac{1}{\varepsilon_1^2}\right) \tanh^{-1} \left( \sqrt{\frac{\varepsilon_1 - 1}{\varepsilon_1}} \right) - \left( \frac{\varepsilon_1 + 1}{\varepsilon_1} \right) \sqrt{\frac{\varepsilon_1 - 1}{\varepsilon_1}}. \quad (91)$$

Taking into account the relations (88) and (90) the condition (89) gives us top limitation on the duration of a laser pulse:

$$\omega\tau \ll 10^4 \eta_0^{-2}. \quad (92)$$

We underline that conditions (4) and (92) determine the possible intervals of the duration of a laser pulse, where the obtained differential cross sections are valid.

Let us investigate the ratio of the maximum resonant differential cross section  $d\sigma_{\pm(r)}^{\max} \approx d\sigma_{\pm(r)} (|\beta_{\mp}| \ll 1)$  (80), (87) to the corresponding differential cross section without a laser field (83):

$$R_{\pm(r)}^{\max} = \frac{d\sigma_{\pm(r)}^{\max}}{d\sigma_{*(\pm)}} = ra_{(r)} \left( \frac{\eta'_0 \omega\tau}{64\varepsilon_r} \right)^2 \times \frac{K_{\pm(r)}}{x_{\pm(r)}^4 (1 - x_{\pm(r)})^4 D_2(x_{\pm(r)})} \left[ \frac{G_{\pm(0)}}{G_{\pm(r)}} \right]^{3/2}. \quad (93)$$

The expression (93) determines the magnitudes of resonant differential cross section of the PPP (in the units of the corresponding differential cross section of the PPP in the absence of a laser field) for the channels A and B with simultaneous registration of the outgoing positron and electron angles (the parameters  $\delta_+^2$  and  $\delta_-^2$ ) and also the positron energy in the interval from  $E_{+(r)}$  to  $[E_{+(r)} + dE_{+(r)}]$  (for the channel A), and the electron energy in the interval from  $E_{-(r)}$  to  $[E_{-(r)} + dE_{-(r)}]$  (for the channel B). It is important to emphasize that for the channel A the positron outgoing angle relative to the initial gamma quantum momentum (parameter  $\delta_+^2$ ) determines as the positron resonant energy  $E_{+(r)}$ , so the electron resonant energy  $E_{-(r)} \approx \omega_i - E_{+(r)}$ . Herewith, these values do not depend on the electron outgoing angle (parameter  $\delta_-^2$ ). Meanwhile, for the channel B we have opposite situation. Herein the electron

outgoing angle relative to the initial gamma quantum momentum (parameter  $\delta_-^2$ ) determines as the electron resonant energy  $E_{-(r)}$ , so the positron resonant energy  $E_{+(r)} \approx \omega_i - E_{-(r)}$  and these values do not depend on the parameter  $\delta_+^2$ .

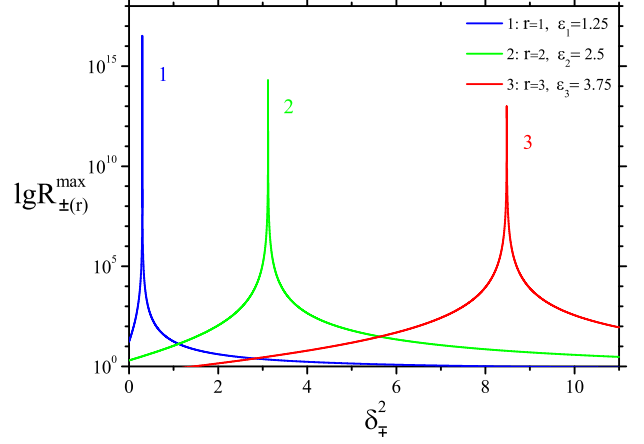


FIG. 7. Dependence of the function  $R_{+(r)}^{\max}$  (93) on the parameter  $\delta_+^2$  at the fixed value of the parameter  $\delta_+^2 = 0.1$  (for the channel A) and dependence of the function  $R_{-(r)}^{\max}$  on the parameter  $\delta_+^2$  at the fixed value of the parameter  $\delta_-^2 = 0.1$  (for the channel B) for the first three resonances and the initial gamma quantum energy  $\omega_i = 125$  GeV ( $\omega_i > \omega_{thr(1)} = 100$  GeV).

In Fig.(7) we represent dependences of the functions  $R_{\pm(r)}^{\max}$  (93) on the electron or positron outgoing angles (parameters  $\delta_{\mp}^2$ ) with the certain value of the initial gamma quantum energy and the fixed outgoing angle of a positron (for the channel A) or an electron (for the channel B). We can conclude that when  $\delta_-^2 = \delta_+^2$  (72) (for the channel A) and  $\delta_+^2 = \delta_-^2$  (for the channel B) there is a sharp maximum in the resonant differential cross section. The resonant differential cross section significantly exceeds the corresponding one of the PPP without a laser field. For the first resonance  $R_{\pm(1)}^{\max} \gtrsim 10^{16}$ , for the second resonance  $R_{\pm(2)}^{\max} \gtrsim 10^{14}$  and for the third resonance  $R_{\pm(3)}^{\max} \gtrsim 10^{12}$  (see (79)). We accentuate that in Fig.(7) all curves are depicted for the sign "+" in front of the square root in the expression for the positron energy (33) (the channel A) or the electron energy (34) (the channel B). The second solution with sign "-" suppressed and does not make a significant contribution to the value of the resonant differential cross section.

We integrate the resonant differential cross section with respect to the parameter  $\delta_-^2$  (for the channel A) and parameter  $\delta_+^2$  (for the channel B):

$$d\sigma'_{+(r)} = (\alpha r_e^2 Z^2) g_r F_{+(r)} dx_{+(r)} d\delta_+^2, \quad (94)$$

$$d\sigma'_{-(r)} = (\alpha r_e^2 Z^2) g_r F_{-(r)} dx_{-(r)} d\delta_-^2, \quad (95)$$

where

$$g_r = \left( \frac{\omega_{hr(r)}}{m} \right)^2 (\eta_0^i \omega \tau)^2, \quad (96)$$

$$F_{+(r)} = \frac{r}{\varepsilon_r} \left( \frac{x_{+(r)}}{1-x_{+(r)}} \right) K_{+(r)} P_{(r)}^{res}(\beta_-), \quad (97)$$

$$F_{-(r)} = \frac{r}{\varepsilon_r} \left( \frac{x_{-(r)}}{1-x_{-(r)}} \right) K_{-(r)} P_{(r)}^{res}(\beta_+). \quad (98)$$

The relation (94) defines the resonant differential cross section of the PPP with simultaneous registration of the positron outgoing angle and the positron energy (irrespective to the electron outgoing angles). The relation (95) defines the resonant differential cross section of the PPP with simultaneous registration of the outgoing electron angle and the electron energy (irrespective to the positron outgoing angles). We underline that the function  $g_r$  (96) is the same for both channels. It is defined by two factors. One is large enough and associated with the small transferred momentum and the threshold energy of  $r^h$ -resonance. Other is associated with the transit width. For example, when  $\omega_{hr(1)} = 100$  GeV,  $\eta_0 = 10^{-1}$ ,  $(\omega \tau) = 10^2$  from (96) we can calculate that: for the first resonance  $g_1 \approx 4 \cdot 10^{12}$ , for the second resonance  $g_2 \approx 10^{10}$ , for the third resonance  $g_3 \approx 4.4 \cdot 10^7$ , for the fourth resonance  $g_4 \approx 2.5 \cdot 10^5$ , for the fifth resonance  $g_5 \approx 1.6 \cdot 10^3$ . Here function  $g_r$  essentially depends on the wave intensity and also on the resonance number. There is suppression of the laser-stimulated Breit-Wheeler process with the increase in the number of absorbed photons and the decrease in the wave intensity. It is important to point out that for the certain resonance (certain  $r$ ) the quantitative difference of the resonant differential cross sections for the channels A and B is determined by the functions  $F_{\pm(r)}$  (97), (98). When  $|\beta_-| \ll 1$ ,  $|\beta_+| \ll 1$  these functions and the corresponding resonant differential cross sections (94), (95) are of the maximum values:

$$d\sigma_{+(r)}^{\max} = (\alpha r_e^2 Z^2) \Phi_{+(r)}^{\max} dx_{+(r)} d\delta_+^2, \quad (99)$$

$$d\sigma_{-(r)}^{\max} = (\alpha r_e^2 Z^2) \Phi_{-(r)}^{\max} dx_{-(r)} d\delta_-^2, \quad (100)$$

$$\Phi_{\pm(r)}^{\max} = g_r F_{\pm(r)}^{\max}, \quad (101)$$

$$F_{\pm(r)}^{\max} = \frac{ra(r)}{\varepsilon_r^2} \left( \frac{x_{\pm(r)}}{1-x_{\pm(r)}} \right) K_{\pm(r)}. \quad (102)$$

In Fig.(8), Fig.(9), Fig.(10) we represent the dependences of the functions  $F_{\pm(r)}^{\max}$  (102) on the corresponding parameters  $\delta_{\pm}^2$  (the positron and the electron outgoing angle) for the first three possible resonances for the different initial gamma quantum energies. We can see that the all resonances, except first, ( $r = 2, 3, 4, 5, \dots$ ) have maxima in the distribution functions. These maxima correspond to the most probable values of the

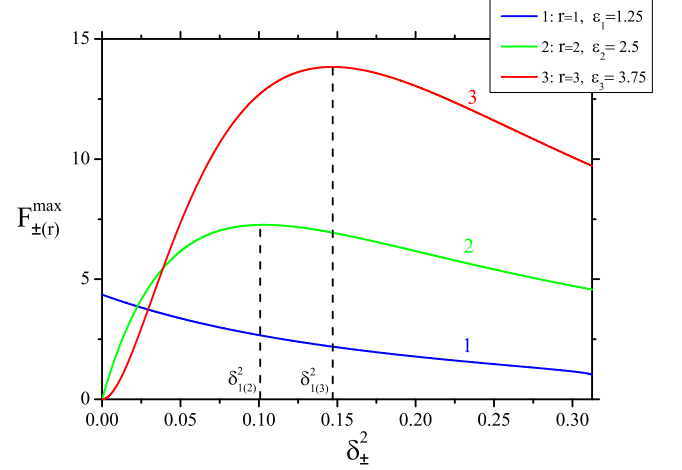


FIG. 8. Dependences of the functions  $F_{\pm(r)}^{\max}$  (102) on the parameters  $\delta_{\pm}^2$  for the first three resonances with the certain energy of the initial gamma quantum  $\omega_i = 125$  GeV ( $\omega_i > \omega_{hr(1)} = 100$  GeV).

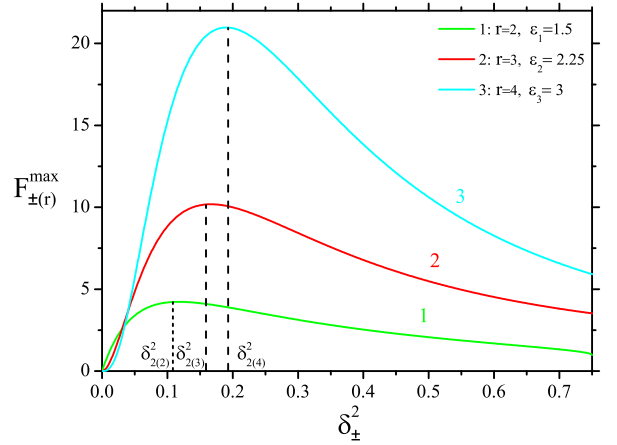


FIG. 9. Dependences of the functions  $F_{\pm(r)}^{\max}$  (102) on the parameters  $\delta_{\pm}^2$  for the first three resonances with the certain energy of the initial gamma quantum  $\omega_i = 75$  GeV ( $\omega_{hr(1)} > \omega_i > \omega_{hr(2)}$ ,  $\omega_{hr(2)} = 50$  GeV).

electron-positron pair energies for the channels A and B at the corresponding outgoing angles  $\delta_+^2 = \delta_{j(r)}^2$  or  $\delta_-^2 = \delta_{j(r)}^2$ , where  $j$  stands for the different gamma quantum energies ( $j = 1$  for  $\omega_i = 125$  GeV,  $j = 2$  for  $\omega_i = 75$  GeV,  $j = 3$  for  $\omega_i = 40$  GeV). The represented figures correspond to the positron (electron) energy with the sign "+" in front of the square root (33), (34). The second solution for the positron (electron) energy (with sign "-") does not make an essential contribution to these functions.

In the Tab.I-Tab.III for the channels A and B for the first several resonances we represent the most probable values of the electron-positron pair energy at the corresponding outgo-

TABLE I. The most probable values of the electron-positron pair energies and the corresponding resonant differential cross sections.

$\omega_i = 125\text{GeV}, \quad \omega_{thr(1)} = 100\text{GeV}$					
r	channel	$\delta_{\pm(r)}^2$	$E_+, \text{GeV}$	$E_-, \text{GeV}$	$\Phi_{\pm(r)}^{\max} (\eta = 0.1)$
1	A	$0 \leq \delta_+^2 \leq 0.3125$	$34.55 \leq E_+ \leq 90.45$	$E_- = (125 - E_+)$	$4 \cdot 10^{12} \leq \Phi_{\pm(1)}^{\max} \leq 1.7 \cdot 10^{13}$
	B	$0 \leq \delta_-^2 \leq 0.3125$	$E_+ = (125 - E_-)$	$34.55 \leq E_- \leq 90.45$	
2	A	$\delta_{+(2)}^2 = \delta_{1(2)}^2 = 0.103$	105.88	19.12	$\Phi_{\pm(2)}^{\max} \approx 6.95 \cdot 10^{10}$
	B	$\delta_{-(2)}^2 = \delta_{1(2)}^2 = 0.103$	19.12	105.88	
3	A	$\delta_{+(3)}^2 = \delta_{1(3)}^2 = 0.147$	111.28	13.72	$\Phi_{\pm(3)}^{\max} \approx 5.89 \cdot 10^8$
	B	$\delta_{-(3)}^2 = \delta_{1(3)}^2 = 0.147$	13.72	111.28	

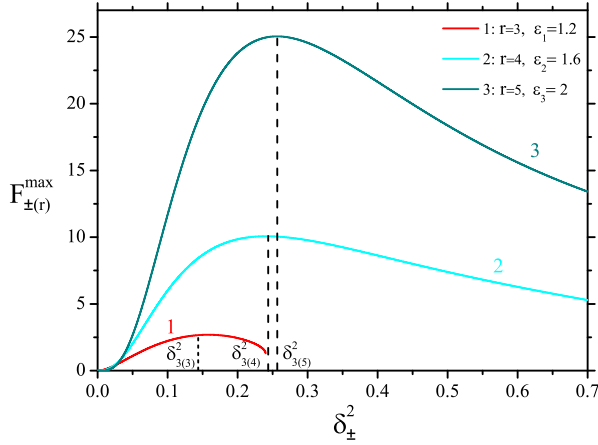


FIG. 10. Dependences of the functions  $F_{\pm(r)}^{\max}$  (102) on the parameters  $\delta_{\pm}^2$  for the first three resonances with the certain energy of the initial gamma quantum  $\omega_i = 40 \text{ GeV}$  ( $\omega_{thr(2)} > \omega_i > \omega_{thr(3)}, \quad \omega_{thr(3)} = 33.3 \text{ GeV}$ ).

ing angles of a positron or an electron ( $\delta_{j(r)}^2$ ) and the magnitude of the resonant differential cross section (in the units of  $\alpha r_e^2 Z^2$ )  $\Phi_{\pm(r)}^{\max}$  for the different initial gamma quantum energies. We can see from these tables that for the all initial gamma quanta energies ( $\omega_i = 125\text{GeV}, 75\text{GeV}, 40\text{GeV}$ ) the most probable energies of the positron and the electron in the frame of same resonance are differ. When we transfer from the channel A to channel B these energies replace each other ( $E_{+(A)} \rightarrow E_{-(B)}, E_{-(A)} \rightarrow E_{+(B)}$ ). Moreover, for the channel A the positron energy is greater than the electron energy. However, for the channel B the electron energy is greater than the positron energy. This fact gives us the opportunity to determine the appropriate channel in an experiment with measurement of the electron-positron pair energies. It is important to note that there are different sets of the electron-positron pair energies for the different channels. In addition, the corresponding differential cross sections are large enough (see value of  $\Phi_{\pm(r)}^{\max}$  in Tab.I-Tab.III). The order of magnitudes for

TABLE II. The most probable values of the electron-positron pair energies and the corresponding resonant differential cross sections.

$\omega_i = 75\text{GeV}, \quad \omega_{thr(2)} = 50\text{GeV}$					
r	channel	$\delta_{\pm(r)}^2$	$E_+, \text{GeV}$	$E_-, \text{GeV}$	$\Phi_{\pm(r)}^{\max} (\eta = 0.1)$
1	A	$\delta_+^2 = \delta_{2(2)}^2 = 0.118$	53.19	21.81	$\Phi_{\pm(2)}^{\max} \approx 4.05 \cdot 10^{10}$
	B	$\delta_-^2 = \delta_{2(2)}^2 = 0.118$	21.81	53.19	
2	A	$\delta_+^2 = \delta_{2(3)}^2 = 0.167$	60.15	14.85	$\Phi_{\pm(3)}^{\max} \approx 4.33 \cdot 10^8$
	B	$\delta_-^2 = \delta_{2(3)}^2 = 0.167$	14.85	60.15	
3	A	$\delta_+^2 = \delta_{2(4)}^2 = 0.19$	63.6	11.4	$\Phi_{\pm(4)}^{\max} \approx 5.02 \cdot 10^6$
	B	$\delta_-^2 = \delta_{2(4)}^2 = 0.19$	11.4	63.6	

TABLE III. The most probable values of the electron-positron pair energies and the corresponding resonant differential cross sections.

$\omega_i = 40\text{GeV}, \quad \omega_{thr(3)} = 33.3\text{GeV}$					
r	channel	$\delta_{\pm(r)}^2$	$E_+, \text{GeV}$	$E_-, \text{GeV}$	$\Phi_{\pm(r)}^{\max} (\eta = 0.1)$
1	A	$\delta_+^2 = \delta_{3(3)}^2 = 0.145$	22.41	17.59	$\Phi_{\pm(3)}^{\max} \approx 9.29 \cdot 10^7$
	B	$\delta_-^2 = \delta_{3(3)}^2 = 0.145$	17.59	22.41	
2	A	$\delta_+^2 = \delta_{3(4)}^2 = 0.241$	26.6	13.4	$\Phi_{\pm(4)}^{\max} \approx 2.41 \cdot 10^6$
	B	$\delta_-^2 = \delta_{3(4)}^2 = 0.241$	13.4	26.6	
3	A	$\delta_+^2 = \delta_{3(5)}^2 = 0.256$	29.43	10.57	$\Phi_{\pm(5)}^{\max} \approx 3.84 \cdot 10^4$
	B	$\delta_-^2 = \delta_{3(5)}^2 = 0.256$	10.57	29.43	

the obtained resonant differential cross sections (in the units of  $\alpha r_e^2 Z^2$ ) varies in the wide range: from  $\sim 10^{13}$  to  $\sim 10^8$  (for  $\omega_i = 125\text{GeV}$ ). The magnitude of the resonant differential cross section decreases with the decrease in the initial gamma quantum energy. Nevertheless, it still remains large enough. For example for the initial gamma quantum energy  $\omega_i = 40\text{GeV}$  we have  $\Phi_{\pm(3)}^{\max} \sim 10^8$  (for the third resonance) and  $\Phi_{\pm(5)}^{\max} \sim 10^4$  (for the fifth resonance).

## VI. CONCLUSION

The study of the resonant process of the PPP by a high-energy gamma quantum in the field of a nucleus and a weak quasi-monochromatic laser wave allows us to formulate the main results.

The process of the resonant PPP for the channels A and B effectively reduces into the two processes of the first order in the fine structure constant: the production process of the ultrarelativistic electron-positron pair by the gamma quantum due to absorption of  $r$ -photons of a wave (the laser-stimulated Breit-Wheeler process) and the process of the intermediate electron (positron) scattering on a nucleus in the wave field (the laser-assisted Mott scattering).

There is the threshold energy of the process which depends on the number  $r$  of absorbed photons of a laser wave  $\omega_{thr(r)}$  (31), where  $r = 1, 2, 3, \dots$  is the resonance number. For the first resonance within the optical frequency range, this value is of the order of  $\omega_{thr(1)} \sim 10^2$  GeV. The threshold energy decreases with the increase in the resonance number  $\omega_{thr(r)} = \omega_{thr(1)}/r$ . We studied the resonant photoproduction of the ultrarelativistic electron-positron pair, when all particles (the initial gamma quantum and the electron-positron pair) propagate in a narrow cone at a large angle relative to direction of a wave propagation.

The outgoing angle of a positron (for the channel A) or an electron (for the channel B) relative to the initial gamma quantum momentum defines the electron-positron pair energy, which significantly depends on the number of absorbed wave photons (the resonance number). Herewith, for the channel A the most likely the positron energy is greater than the electron one. For the channel B we have opposite situation, the most probable electron energy is greater than the positron one. This fact allows us to distinguish the corresponding reaction channel by the electron-positron pair energy.

The distributions of the resonant differential cross sections over the outgoing angles of a positron or an electron of the higher resonances ( $r = 2, 3, \dots$ ) have clearly defined maxima, in contrast to the corresponding distribution of the first resonance. The most probable positron and electron energies significantly differ from each other as for the frame of the same resonance, so for the different resonances.

For the intensities of a laser wave  $I \lesssim 10^{16} \div 10^{17} \text{ W/cm}^2$  and the initial gamma quantum energy  $\omega_i = 125$  GeV the resonant energies of an electron-positron pair for the channels A and B in the case of first, second and third resonances may be measured with an extremely large magnitude of the differential cross section: from  $\sim 10^{13}$  for the first resonance to  $\sim 10^8$  (in the units of  $\alpha Z^2 r_e^2$ ) for the third resonance (see Tab.I).

The obtained results may be experimentally verified using the facilities of pulsed laser radiation (SLAC, FAIR, XFEL, ELI, XCELS).

<sup>1</sup>G. A. Mourou, T. Tajima, and S. V. Bulanov, "Optics in the relativistic regime," *Rev. Mod. Phys.* **78**, 309–371 (2006).  
<sup>2</sup>V. Bagnoud and et al., "Commissioning and early experiments of the phelix facility," *Appl. Phys. B* **100**, 137–150 (2010).  
<sup>3</sup>C. Bula, K. T. McDonald, and et al., "Observation of nonlinear effects in compact scattering," *Phys. Rev. Lett.* **76**, 3116–3119 (1996).

<sup>4</sup>D. L. Burke, R. C. Field, and et al., "Positron production in multiphoton light-by-light scattering," *Phys. Rev. Lett.* **79**, 1626–1629 (1997).  
<sup>5</sup>R. Kanya, Y. Morimoto, and K. Yamanouchi, "Observation of laser-assisted electron-atom scattering in femtosecond intense laser fields," *Phys. Rev. Lett.* **105**, 123202 (2010).  
<sup>6</sup>V. I. Ritus and A. I. Nikishov, "Quantum electrodynamics phenomena in the intense field," in *Trudy FIAN*, Vol. 111, edited by V. L. Ginzburg (Nauka, Moscow, 1979).  
<sup>7</sup>M. V. Fedorov, *An Electron in a Strong Light Field* (Nauka, Moscow, 1991).  
<sup>8</sup>S. P. Roshchupkin and A. I. Voroshilo, *Resonant and Coherent Effects of Quantum Electrodynamics in the Light Field* (Naukova Dumka, Kiev, 2008).  
<sup>9</sup>S. P. Roshchupkin and A. A. Lebed', *Effects of Quantum Electrodynamics in the Strong Pulsed Laser Fields* (Naukova Dumka, Kiev, 2013).  
<sup>10</sup>A. Di Piazza, C. Müller, K. Z. Hatsagortsyan, and C. H. Keitel, "Extremely high-intensity laser interactions with fundamental quantum systems," *Rev. Mod. Phys.* **84**, 1177–1228 (2012).  
<sup>11</sup>F. Ehlotzky, K. Krajewska, and J. Z. Kamiński, "Fundamental processes of quantum electrodynamics in laser fields of relativistic power," *Reports on Progress in Physics* **72**, 046401 (2009).  
<sup>12</sup>F. Ehlotzky, A. Jaron, and J. Z. Kamiński, "Electron-atom collisions in a laser field," *Phys. Rep.* **297**, 63–154 (1998).  
<sup>13</sup>S. P. Roshchupkin, A. A. Lebed', and E. A. Padusenko, "Non-resonant quantum electrodynamics processes in a pulsed laser field," *Las. Phys.* **22**, 1513–1546 (2012).  
<sup>14</sup>S. P. Roshchupkin, A. A. Lebed', E. A. Padusenko, and A. I. Voroshilo, "Resonant effects of quantum electrodynamics in the pulsed light field," in *Quantum Optics and Laser Experiments*, edited by S. Lyagushyn (Intech, Croatia, Rijeka, 2012) Chap. 6, pp. 107–156.  
<sup>15</sup>N. R. Larin, V. V. Dubov, and S. P. Roshchupkin, "Resonant photoproduction of high-energy electron-positron pairs in the field of a nucleus and a weak electromagnetic wave," *Phys. Rev. A* **100**, 052502 (2019).  
<sup>16</sup>K. Krajewska, "Electron-positron pair creation and oleinik resonances," *Las. Phys.* **21**, 1275–1287 (2011).  
<sup>17</sup>V. Oleinik, "Resonance effects in the field of an intense laser beam," *Journal of Experimental and Theoretical Physics* **25**, 697 (1967).  
<sup>18</sup>V. Oleinik, "Resonance effects in the field of an intense laser ray," *Journal of Experimental and Theoretical Physics* **26**, 1132 (1968).  
<sup>19</sup>A. Dubov, V. V. Dubov, and S. P. Roshchupkin, "Resonant high-energy bremsstrahlung of ultrarelativistic electrons in the field of a nucleus and a weak electromagnetic wave," *Laser Physics Letters* **17**, 045301 (2020).  
<sup>20</sup>A. A. Lebed' and S. P. Roshchupkin, "Nonresonant photocreation of electron-positron pair on a nucleus in the field of a pulsed light wave," *Las. Phys.* **21**, 1613 (2011).  
<sup>21</sup>O. I. Voroshilo and S. P. Roshchupkin, "Formation of an electron-positron pair by a photon in a multifrequency electromagnetic field," *Las. Phys.* **10**, 1078–1085 (2000).  
<sup>22</sup>S. P. Roshchupkin, "Interference effect in the photoproduction of electron-positron pairs on a nucleus in the field of two light waves," *Physics of Atomic Nuclei* **64**, 243–252 (2001).  
<sup>23</sup>C. Müller, A. B. Voitkiv, and N. Grün, "Differential rates for multiphoton pair production by an ultrarelativistic nucleus colliding with an intense laser beam," *Phys. Rev. A* **67**, 063407 (2003).  
<sup>24</sup>S. Augustin and C. Müller, "Interference effects in bethe-heitler pair creation in a bichromatic laser field," *Phys. Rev. A* **88**, 022109 (2013).  
<sup>25</sup>E. Lötstedt, U. D. Jentschura, and C. H. Keitel, "Laser channeling of bethe-heitler pairs," *Phys. Rev. Lett.* **101**, 203001 (2008).  
<sup>26</sup>M. Y. Kuchiev and D. J. Robinson, "Electron-positron pair creation by coulomb and laser fields in the tunneling regime," *Phys. Rev. A* **76**, 012107 (2007).  
<sup>27</sup>A. I. Milstein, C. Müller, K. Z. Hatsagortsyan, U. D. Jentschura, and C. H. Keitel, "Polarization-operator approach to electron-positron pair production in combined laser and coulomb fields," *Phys. Rev. A* **73**, 062106 (2006).  
<sup>28</sup>A. Di Piazza, E. Lötstedt, A. I. Milstein, and C. H. Keitel, "Effect of a strong laser field on electron-positron photoproduction by relativistic nuclei," *Phys. Rev. A* **81**, 062122 (2010).  
<sup>29</sup>F. V. Bunkin and M. V. Fedorov, *Zh. Eksp. Teor. Fiz.* **49**, 1215–1221 (1965), [*Sov. Phys. JETP* **22**, 844 (1966)].  
<sup>30</sup>A. A. Lebed', "Electron-nucleus scattering at small angles in the field of a pulsed laser wave," *Laser Physics Letters* **13**, 045401 (2016).

- <sup>31</sup>N. B. Narozhny and M. S. Fofanov, Zh. Eksp. Teor. Fiz. **110**, 26 (1996), [Sov. Phys. JETP **83**, 14 (1996)].
- <sup>32</sup>S. P. Roshchupkin, Las. Phys. **6**, 837 (1996).
- <sup>33</sup>F. Zhou and L. Rosenberg, “Bremsstrahlung in laser-assisted scattering,” Phys. Rev. A **48**, 505–515 (1993).
- <sup>34</sup>V. P. Krainov and S. P. Roshchupkin, “The bremsstrahlung of a slow electron at a Coulomb center in an external electromagnetic field,” Zhurnal Eksperimentalnoi i Teoreticheskoi Fiziki **84**, 1302–1309 (1983).
- <sup>35</sup>I. V. Lebedev, “Generation of harmonics due to electron retardation in the presence of an intensive light wave,” Opt. Spectrosk. **32**, 120–122 (1972).
- <sup>36</sup>A. V. Borisov, V. C. Zhukovskii, and P. A. Eminov, “Resonant electron-electron bremsstrahlung in the field of an electromagnetic wave,” Sov. Phys. JETP **51**, 267–234 (1980).
- <sup>37</sup>S. P. Roshchupkin, “Bremsstrahlung of a relativistic electron scattered by a nucleus in a strong electromagnetic field,” Yad. Fiz. **41**, 1244–1257 (1985).
- <sup>38</sup>S. P. Roshchupkin, “Resonant spontaneous bremsstrahlung of an electron in the field of the nucleus and two light waves,” Laser Physics **12**, 498–503 (2002).
- <sup>39</sup>M. Dondera and V. Florescu, “Bremsstrahlung in the presence of a laser field,” Radiation Physics and Chemistry **75**, 1380–1396 (2006), bremsstrahlung: Theory and Experiment.
- <sup>40</sup>A. Florescu and V. Florescu, “Laser-modified electron bremsstrahlung in a coulomb field,” Phys. Rev. A **61**, 033406 (2000).
- <sup>41</sup>A. N. Zheltukhin, A. V. Flegel, M. V. Frolov, N. L. Manakov, and A. F. Starace, “Resonant electron-atom bremsstrahlung in an intense laser field,” Phys. Rev. A **89**, 023407 (2014).
- <sup>42</sup>A. N. Zheltukhin, A. V. Flegel, M. V. Frolov, N. L. Manakov, and A. F. Starace, “Rescattering effects in laser-assisted electron-atom bremsstrahlung,” Journal of Physics B: Atomic, Molecular and Optical Physics **48**, 075202 (2015).
- <sup>43</sup>A. Li, J. Wang, N. Ren, P. Wang, W. Zhu, X. Li, R. Hoehn, and S. Kais, “The interference effect of laser-assisted bremsstrahlung emission in coulomb fields of two nuclei,” Journal of Applied Physics **114**, 124904 (2013), <http://dx.doi.org/10.1063/1.4822317>.
- <sup>44</sup>E. Lötstedt, U. D. Jentschura, and C. H. Keitel, “Evaluation of laser-assisted bremsstrahlung with dirac-volkov propagators,” Phys. Rev. Lett. **98**, 043002 (2007).
- <sup>45</sup>S. Schnez, E. Lötstedt, U. D. Jentschura, and C. H. Keitel, “Laser-assisted bremsstrahlung for circular and linear polarization,” Phys. Rev. A **75**, 053412 (2007).
- <sup>46</sup>A. A. Lebed’ and S. P. Roshchupkin, “Nonresonant spontaneous bremsstrahlung by a relativistic electron scattered by a nucleus in the field of pulsed light wave,” The European Physical Journal D **53**, 113–122 (2009).
- <sup>47</sup>A. Lebed’ and S. Roshchupkin, “Spontaneous bremsstrahlung effect in the nonrelativistic electron scattering by a nucleus in the field of pulsed light wave,” Laser Physics Letters **6**, 472–479 (2009).
- <sup>48</sup>S. P. Roshchupkin and O. B. Lysenko, “Nonresonant spontaneous bremsstrahlung in scattering of a relativistic electron by a nucleus in the field of two light waves,” Laser Physics **9**, 494 (1999).
- <sup>49</sup>S. P. Roshchupkin and O. B. Lysenko, “Spontaneous interference bremsstrahlung effect in the scattering of a relativistic electron by a nucleus in the field of two light waves,” JETP **89**, 647–663 (1999).
- <sup>50</sup>A. A. Lebed’, E. A. Padusenko, S. P. Roshchupkin, and V. V. Dubov, “Parametric interference effect in nonresonant spontaneous bremsstrahlung of an electron in the field of a nucleus and two pulsed laser waves,” Phys. Rev. A **94**, 013424 (2016).
- <sup>51</sup>A. A. Lebed’, E. A. Padusenko, S. P. Roshchupkin, and V. V. Dubov, “Resonant parametric interference effect in spontaneous bremsstrahlung of an electron in the field of a nucleus and two pulsed laser waves,” Phys. Rev. A **97**, 043404 (2018).
- <sup>52</sup>P. Krachkov, A. Di Piazza, and A. Milstein, “High-energy bremsstrahlung on atoms in a laser field,” Physics Letters B **797**, 134814 (2019).
- <sup>53</sup>A. A. Lebed’ and S. P. Roshchupkin, “Resonant spontaneous bremsstrahlung by an electron scattered by a nucleus in the field of a pulsed light wave,” Phys. Rev. A **81**, 033413 (2010).
- <sup>54</sup>D. M. Volkov, Zeit. Phys. **94**, 250–260 (1935).
- <sup>55</sup>L. S. Brown and T. W. B. Kibble, “Interaction of intense laser beams with electrons,” Phys. Rev. **133**, A705–A719 (1964).
- <sup>56</sup>J. Schwinger, “On gauge invariance and vacuum polarization,” Phys. Rev. **82**, 664–679 (1951).
- <sup>57</sup>S. P. Roshchupkin, V. A. Tsybul’nik, and A. N. Chmirev, Las. Phys. **10**, 1231–1248 (2000).
- <sup>58</sup>V. Berestetskii, L. Pitaevskii, and E. Lifshitz, *Quantum Electrodynamics*, 4 (Elsevier Science, 2012).