

Regret Bounds for LQ Adaptive Control Under Database Attacks (Extended Version)**

Jafar Abbaszadeh Chekan and Cedric Langbort

Abstract—This paper is concerned with understanding and countering the effects of database attacks on a learning-based linear quadratic adaptive controller. This attack targets neither sensors nor actuators, but just poisons the learning algorithm and parameter estimator that is part of the regulation scheme. We focus on the adaptive optimal control algorithm introduced by Abbasi-Yadkori and Szepesvari and provide regret analysis in the presence of attacks as well as modifications that mitigate their effects. A core step of this algorithm is the self-regularized on-line least squares estimation, which determines a tight confidence set around the true parameters of the system with high probability. In the absence of malicious data injection, this set provides an appropriate estimate of parameters for the aim of control design. However, in the presence of attack, this confidence set is not reliable anymore. Hence, we first tackle the question of how to adjust the confidence set so that it can compensate for the effect of the poisonous data. Then, we quantify the deleterious effect of this type of attack on the optimality of control policy by providing a measure that we call attack regret.

I. INTRODUCTION

Cyber-Physical Systems (CPS) are complex platforms comprised of interacting physical and engineered components integrated through computing and communication capabilities [1]. These networked components can be sensors, actuators, control units, and even learning agents. There is a vast area of applications for CPS including intelligent transportation systems, robotics, and smart grids, to name but a few, which are highly safety critical [2]. These complex platforms are very vulnerable to malicious data injection by adversary agents, who can target any components such as sensors and actuators. As such, designing control and estimation algorithms that can make the system resilient against adversarial signals and attacks has received an ever-increasing attention. CPS security is typically addressed in one of two ways. The first avenue is to identify the misbehaving corrupted agents and exclude them. The second approach tackles the problem by designing a resilient control algorithm that can mitigate the attacks [3]. A widely-applied paradigm of the second category attempts to apply game theory and optimal control to design such resilient control protocols [4], [5]. In the game-theoretic formulation, the attacker tries to exploit the system and poison the sensors or actuators while the system's defender attempts to mitigate the attack and attenuate performance loss. To solve the optimal control problem of this setting when there is no knowledge of systems parameters, Reinforcement Learning (RL) has

shown its effectiveness. RL is applied in [6], [7] to obtain the optimal control policies through solving Hamilton-Jacobi-Belman (HJB) equation. Although the malicious agents usually targets sensors and actuators, increased complexity of CPS systems is constantly opening new angles of attack for the adversarial agents bringing about dramatically increasing vulnerability. One possible angle of attack can be the learning algorithm of the control unit. As a first approach towards studying this new attack modality, we consider a situation where an unknown linear system controlled by an adaptive control algorithm undergoes a learning algorithm attack.

This situation can be seen as a special case of data poisoning attacks on machine learning algorithms as studied, e.g., in [8], [9]. An additional complication in the context of adaptive control, however, is that the learning algorithm is in the loop, driving the process to be controlled. The effects of this additional closed loop are not intuitively clear. On the one hand, one may reason that the attack will be more damaging, since false data not only triggers mis-estimation of the system's model, but this mis-estimation may itself result in the computation and injection of an incorrect control input signal, further driving the system's state away from its desired optimal value. On the other hand, one could argue that because the controller constantly adapts itself and receives new measurements, it might be able to correct the effects of an attack if it is limited in space and time. This class of attacks also belongs to the family of so-called false data injection attacks encountered in the field of secure control of CPS (see, e.g., [10]). What sets them apart within this class, however, is that the injection targets data stored for learning purposes, as opposed to the direct sensor outputs.

A classic approach for adaptive control is to use so-called certainty equivalence principle whereby an estimate of the system's unknown parameters is first obtained and then treating them as true parameters an optimal law is designed. However, as this simple philosophy decouples the estimation problem from control one, it may lead to strictly sub-optimal performance [11]. There are a limited number of research works that attempt to handle this challenge dealing with LQR systems from a model-based RL perspective. Campi and Kumar in [11] by introducing a cost-biased parameter estimator and using the Optimism in the Face of Uncertainty (OFU) principle proposed an algorithm to address the optimal control problem for linear quadratic Gaussian systems with guaranteed asymptotic optimality. However, their analysis lacks a regret bound in finite time and only shows that the average cost converges to that of the optimal control in limit. Abbasi-Yadkori and Szepesvari for

J. A. Chekan and C. Langbort (emails: jafar2 & langbort@illinois.edu) are with the Coordinated Science Laboratory and the Department of Aerospace Engineering at the University of Illinois at Urbana-Champaign (UIUC).

the first time applied a learning-based algorithm to address the adaptive optimal control problem with a guaranteed regret bound of $O(\sqrt{T})$ type in T rounds. They proposed a self-regularized online linear estimation algorithm to provide a high probability confidence set around the true parameters of the system [12] and applied this estimation approach coupled with OFU to design control policy for linear quadratic setting [13]. Along similar lines, Ibrahim et al. [14] later proposed an algorithm that achieves $O(p\sqrt{T})$ regret bound with state space dimension of p . Furthermore, authors in [15] proposed an OFU-based learning algorithm with mild assumptions and $O(\sqrt{T})$ regret. Recently, Cohen et al. [16] while keeping loyalty for the main idea of the algorithm in [13] proposed a computationally efficient algorithm by formulating the LQ control problem in a convex semi-definite programming (SDP) fashion and, as such, resolved the open question of the literature.

In order to quantitatively assess the effect of learning attacks (and settle the question raised above regarding their effects), we place ourselves within the framework of LQ adaptive control and consider a learning-based algorithm for which rigorous regret bounds are available [13]. Building on the approach of [13], our results take the form of new regret bounds established in the presence of a special kind of attack on the learning algorithm, which we call "database attacks" and of a correction mechanism in the controller. These bounds appear to be tight in simulations, and point towards a way of modifying the confidence set of [13]'s algorithm so as to guarantee a linear regret under attack, even though the original algorithm exhibits much worse performance. The "database attacks" which we consider (and which are motivated and described in more details in Section III) assume that correct instantaneous state measurements are available to the controller but that data stored for learning purposes is tampered with in a remote "database".

The remainder of the paper is organized as follows: Section II reviews the preliminaries and background. Section III presents the formulation of adaptive optimal control and provides a confidence set and a regret bound of the LQR control system in the presence of the attack. Finally, Section IV summarizes the paper's key contributions by providing simulation results.

II. ASSUMPTIONS, PRELIMINARIES AND BACKGROUND

In this section a background review of optimal adaptive control of a LQ system is presented. This section summarizes the key results of [13] and [12].

Consider the following linear time invariant dynamics and the associated cost functional given by:

$$x_{t+1} = A_* x_t + B_* u_t + \omega_{t+1} \quad (1a)$$

$$c_t = x_t^T Q x_t + u_t^T Q u_t \quad (1b)$$

where the plant and input matrices $A_* \in R^{n \times n}$ and $B_* \in R^{n \times m}$ are initially unknown and have to be learned. $Q \in R^{n \times n}$ and $R \in R^{m \times m}$ represent known and positive definite matrices and ω_{t+1} is noise signal. The associated average expected cost

based on the past observations is written as:

$$J(\pi) = \lim_{T \rightarrow \infty} \frac{1}{T} \sum_{t=1}^T \mathbb{E}[c_t] \quad (2)$$

where u_0, u_1, \dots, u_{T-1} are chosen based on the policy π starting from x_0 .

The regret of this strategy is defined as

$$R_T = \sum_{t=1}^T (\mathbb{E}[c_t] - J^*) \quad (3)$$

where J^* is the cost of optimal control strategy computed with knowledge of the matrices A_* and B_* . R_T is a measure of how much the lack of insight into the model affects performance. Following [13] we assume that the system is controllable and observable. By defining,

$$\Theta_*^T = (A_*, B_*) \quad (4)$$

the system transitions dynamics can be rewritten as:

$$x_{t+1} = \Theta_*^T z_t + \omega_{t+1}, \quad z_t = \begin{pmatrix} x_t \\ u_t \end{pmatrix} \quad (5)$$

In the analysis of our setting we will make the following core assumptions, as in [13].

Assumption (1): Let the sets S_0 and S_1 be defined as follows:

$$S_0 = \{\Theta \in R^{(n+m) \times n} \mid \text{trace}(\Theta^T \Theta) \leq s^2\} \text{ for some } s > 0,$$

$$S_1 = \{\Theta = (A, B) \in R^{(n+m) \times n} \mid (A, B) \text{ is controllable,}$$

$$(A, M) \text{ is observable, where } Q = M^T M\}$$

Then, Θ_* belongs to the intersection of these sets, i.e. $\Theta_* \in S_0 \cap S_1$.

Assumption (2):

There exists a filtration F_t such that

$$(2.1) \quad z_t \text{ and } x_t \text{ are } F_t\text{-measurable.}$$

$$(2.2) \quad \text{for any } t \geq 0,$$

$$\mathbb{E}[x_{t+1} | F_t] = \Theta_*^T z_t$$

$$(2.3) \quad \mathbb{E}[\omega_{t+1} \omega_{t+1}^T | F_t] = I_n;$$

(2.4) ω_t are component-wise sub-Gaussian i.e. there exists $L > 0$ such that for any $\gamma \in R$ and $j = 1, 2, \dots, n$

$$\mathbb{E}[e^{\gamma(\omega_{t+1})_j} | F_t] \leq e^{\gamma^2 L^2 / 2}.$$

Using the self-normalized process, the least square estimation error up to time t , $e(\Theta)$ can be obtained as:

$$e(\Theta) = \lambda \text{Tr}(\Theta^T \Theta) + \sum_{s=0}^{t-1} \text{Tr}((x_{s+1} - \Theta^T z_s)(x_{s+1} - \Theta^T z_s)^T). \quad (6)$$

This yields the l^2 -regularized least square estimate:

$$\hat{\Theta}_t = \underset{\Theta}{\text{argmin}} e(\Theta) = (Z_t^T Z_t + \lambda I)^{-1} Z_t^T X_t \quad (7)$$

where Z_t and X_t are matrices whose rows are z_0^T, \dots, z_{t-1}^T and x_1^T, \dots, x_t^T , respectively and λ is a regularization parameter.

Defining covariance matrix V_t as follows:

$$V_t = \lambda I + \sum_{s=0}^{t-1} z_s z_s^T = \lambda I + Z_t^T Z_t,$$

[13] shows that with probability at least $(1-\delta)$, where $0 < \delta < 1$, the true parameters of system Θ_* belong to the confidence set defined by:

$$C_t(\delta) = \{\Theta \in \mathbb{R}^{n \times (n+m)} \mid \text{Tr}((\hat{\Theta}_t - \Theta)^T V_t (\hat{\Theta}_t - \Theta)) \leq \beta_t(\delta)\} \quad (8)$$

where

$$\beta(\delta) = (nL \sqrt{2 \log\left(\frac{\det(V_t)^{1/2} \det(\lambda I)^{-1/2}}{\delta}\right)} + \lambda^{1/2} s)^2. \quad (9)$$

By the controllability and observability assumptions on (A, B) (assumption 1) there exists a unique positive definite solution $P(\Theta)$ to the algebraic Riccati equation (ARE):

$$P(\Theta) = Q + A^T P(\Theta) A - A^T P(\Theta) B (B^T P(\Theta) B + R)^{-1} B^T P(\Theta) A.$$

for all $(A, B) \in S$. Under this assumption the linear optimal control law $u(t) = K(P(\Theta))x(t)$ where

$$K(\Theta) = -(B^T P(\Theta) B + R)^{-1} B^T P(\Theta) A.$$

is stabilizing, i.e. $\|(A + BK(\Theta))\| < 1$ and the average cost of control law with $\Theta = \Theta_*$ is the optimal average cost $J(\Theta_*) = \text{trace}(P(\Theta_*))$.

In addition, boundedness of S results in boundedness of $P(\Theta)$ and $K(\Theta)$ with constants D and C respectively:

$$D = \text{Sup}_{\Theta \in S} \{\|P(\Theta)\| \mid \Theta \in S\},$$

$$C = \text{Sup}_{\Theta \in S} \|K(\Theta)\| < \infty.$$

After finding high-probability confidence sets for the unknown parameter, the core step of the algorithm proposed in [13] is implementing the Optimism in the Face of Uncertainty (OFU) principle. At any time t , we choose a parameter $\tilde{\Theta}_t \in S \cap C_t(\delta)$ such that:

$$J(\tilde{\Theta}_t) \leq \inf_{\Theta \in C_t(\delta) \cap S} J(\Theta) + \frac{1}{\sqrt{t}}. \quad (10)$$

Then, by using the chosen parameters as if they were the true parameters, a stabilizing controller is designed by solving the Riccati equation. As can be seen in the regret bound analysis of [13], recurrent switches in policy may worsen the performance, so a criterion is needed to prevent frequent policy switches. As such, at each time step t the algorithm checks the condition $\det(V_t) > 2\det(V_{t-1})$ to determine whether updates to the control policy are needed. Algorithm 1, adopted from [13], provides the detail procedure.

The policy explicited in Algorithm 1 keeps the states of the underlying system bounded with high probability $1-\delta$ which is defined as the "good event" F_t :

$$F_t = \{\omega \in \Omega \mid \forall s \leq t, \|x_s\| \leq \alpha_t\}. \quad (11)$$

A second "good event" is associated with the confidence set defined as:

$$E_t = \{\omega \in \Omega \mid \forall s \leq t, \Theta_* \in C_s(\delta/4)\} \quad (12)$$

Algorithm 1 Adaptive Algorithm for LQ control problem

- 1: **Inputs:** $T, s > 0, \delta > 0, Q, L, \lambda > 0$
 - 2: set $V_0 = \lambda I$ and $\tilde{\Theta} = 0$
 - 3: $\tilde{\Theta}_0 = \arg \min_{\Theta \in C_0(\delta) \cap S} J(\Theta)$
 - 4: **for** $t = 0, 1, 2, \dots$ **do**
 - 5: **if** $\det(V_t) > 2\det(V_{t-1})$ or $t = 0$ **then**
 - 6: Calculate $\tilde{\Theta}_t$ by (7) and set $\tau = t$
 - 7: Find $\tilde{\Theta}_t$ such that $J(\tilde{\Theta}_t) \leq \inf_{\Theta \in C_t(\delta) \cap S} J(\Theta) + \frac{1}{\sqrt{t}}$.
 - 8: **else**
 - 9: $\tilde{\Theta}_t = \tilde{\Theta}_{t-1}$
 - 10: **end if**
 - 11: For the parameter $\tilde{\Theta}_t$ solve ARE and calculate $u_t = K(\tilde{\Theta}_t)x_t$
 - 12: Apply the control and observe new state x_{t+1} .
 - 13: Save (z_t, x_{t+1}) into dataset
 - 14: $V_{t+1} = V_t + z_t z_t^T$
 - 15: **end for**
-

where both good events are defined in probability space Ω and α_t has been explicited in [13].

Finally, if we let $E = E_T$ and $F = F_T$, then it is proven in [13] that intersection of E and F holds with high probability i.e. $P(E \cap F) \geq 1 - \delta/2$.

By an appropriate decomposition of regret on the event $E \cap F$, it is also shown that:

$$R_T \leq R_1 - R_2 - R_3 + 2\sqrt{T} \quad (13)$$

where

$$R_1 = \sum_{t=0}^T (x_t^T P(\tilde{\Theta}_t) x_t - \mathbb{E}[x_{t+1}^T P(\tilde{\Theta}_{t+1}) x_{t+1} | F_t]) \quad (14)$$

$$R_2 = \sum_{t=0}^T \mathbb{E}[x_{t+1}^T (P(\tilde{\Theta}_t) - P(\tilde{\Theta}_{t+1})) x_{t+1} | F_t] \quad (15)$$

and

$$R_3 = \sum_{t=0}^T ((\tilde{A}_t x_t + \tilde{B}_t u_t)^T P(\tilde{\Theta}_t) (\tilde{A}_t x_t + \tilde{B}_t u_t) - (A_* x_t + B_* u_t)^T P(\tilde{\Theta}_{t+1}) (A_* x_t + B_* u_t)) \quad (16)$$

By bounding the above terms separately, for any T it is shown that with probability at least $1-\delta$, the imposed regret is:

$$\begin{aligned} R &\leq 2DW^2 \sqrt{2T \log \frac{8}{\delta}} + n\sqrt{B'_\delta} + 2DX_T^2(n+m) \\ &\quad \log_2(1 + 2T/\lambda(X_T^2(1+C^2))) + \frac{8}{\sqrt{\lambda}}((1+C^2)X_T^2) \\ &\quad sD\sqrt{\beta_T(\delta/4)} \left(\log \frac{\det(V_t)}{\det(\lambda I)} \right)^{1/2} \sqrt{T} \end{aligned} \quad (17)$$

where $\max_{1 \leq s \leq T} \|x_s\| \leq X_T$, $W = Ln\sqrt{2n \log(8n/\delta)}$ (from sub-Gaussianity assumption) and definition of B'_δ is provided in [13]. As can be seen, the regret is $O(\sqrt{T})$ up to time T .

III. PROBLEM DESCRIPTION AND FORMULATION

We are interested in the situation depicted in Figure 1, where a controller designed based on Algorithm 1 operates in an adversarial environment.

As can be seen in Figure 1, at each time instant t , the plant's state x_t^a is sent both to the controller block (to compute and implement control input $u_t^a = K(\tilde{\Theta}_t)x_t$), and to a database, where it is used to generate the covariance matrices $Z_s, s \geq t$ which are involved in the estimation of Θ from then on. Note the "a" superscript will be used from now on to denote the fact that we are considering state and control input of a system under attack (as opposed to the discussion of Section II). A similar notation will be used for extended state z_t^a as well, which contains both state and control input of the attacked system at t .

In the most general scenario, an attacker would likely disrupt all elements of the feedback loop, from poisoning the data stored in the database to blocking the transmission of the control input to modifying the estimation algorithm, and it would be necessary for the control schemes to be robust, in some sense, to all these manipulations. However, since the role played by stored data is unique to the control scheme presented in Section II, we focus solely on data poisoning attacks on the database in this work. We will henceforth refer to this attack model as a "database attack".

Accordingly, we assume that, at time t , (1) the controller receives the correct value x_t^a and, (2) this value is also correctly stored in the database at time t . However, (3) the attacker poisons the values of the state x_1^a, \dots, x_{t-1}^a stored in the database and replaces them by

$$\bar{x}_s = x_s^a + \eta_s \quad (18)$$

where η_s is an a priori bounded signal unknown to the controller. Item (2) above is meant to capture the fact that data is checked as it is deposited in the database but not later (in such a way that a modification of x_t^a at time t could simply be noticed by comparing the stored value with that received by the controller, thus rendering such an attack useless). Other similar restrictions on the values that the attacker is permitted to modify in the database at time t (e.g., x_i^a for $i \leq t-k$) could also be considered without affecting much of our analysis, as a way to account for longer memory at the controller.

We would argue, however, that once an implementation that separates "controller"-block and "database" has been chosen, it is natural to expect that this memory is finite and short (since, presumably, the reason why a database is used is that the controller has reduced storage space), thus making it possible for the attacker to modify at least *some* stored past values of the state at each time t without being noticed.

Under this attack model, the dynamics of the stored poisoned data is given by

$$\bar{X}_t = Z_t^a \Theta_* + W_t + H_t. \quad (19)$$

where \bar{X}_t and Z_t^a are matrices whose rows are $\bar{x}_1^T, \dots, \bar{x}_t^T$ and $z_0^{aT}, \dots, z_{t-1}^{aT}$ respectively. Also, H_t is a matrix constructed by rows $\eta_1^T, \dots, \eta_{t-1}^T, 0^T$ and W_t is a matrix with rows $\omega_1^T, \dots, \omega_t^T$.

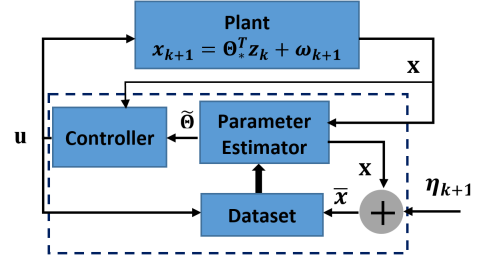


Fig. 1: Diagram of a closed-loop system with the learning block, attacked in the loop

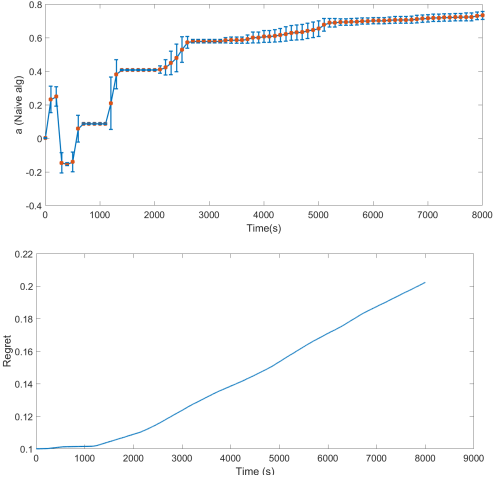


Fig. 2: Degraded performance of the "naive" algorithm under database attack. Top: estimation of naive algorithm, bottom: Naive algorithm's regret. See text for details.

Then, for history of data \bar{Z}_t given by dataset we have:

$$\bar{Z}_t = Z_t^a + Y_t \quad (20)$$

where Y_t is a matrix constructed by rows $\zeta_1^T, \dots, \zeta_t^T$ defined as follows:

$$\zeta_t = \begin{pmatrix} \eta_{t+1} \\ 0_{(m \times 1)} \end{pmatrix}$$

Having \bar{Z}_t as the matrices whose rows are $\bar{z}_1^T, \dots, \bar{z}_{t-1}^T$, similar to (6,7), the normalized least square error can be written as:

$$e(\Theta) = \lambda \text{Tr}(\Theta^T \Theta) + \sum_{s=0}^{t-1} \text{Tr}((\bar{x}_{s+1} - \Theta^T \bar{z}_s)(\bar{x}_{s+1} - \Theta^T \bar{z}_s)^T) \quad (21a)$$

$$\hat{\Theta}_t^a = \underset{\Theta}{\text{argmin}} e(\Theta) = (\bar{Z}_t^T \bar{Z}_t + \lambda I)^{-1} \bar{Z}_t^T \bar{X}_t. \quad (21b)$$

As a result of matrix Z_t^a being replaced by \bar{Z}_t in (21b), the system's parameters are misestimated, which in turn may result in poor performance of the controller or even destabilization of the closed loop if Algorithm 1 is just implemented as-is.

An example of this behavior is provided in Figure 2 which displays the estimate (top) and regret (bottom) of a 'naive' controller designed using Algorithm 1 as-is in the face of data attacks of the kind described above. We consider a simple control system:

$$x_{t+1} = ax_t + bu_t + \omega_{t+1} \quad (22)$$

where we set $a = 0.001$, $b = 0.001$, $R = 1/10$, $Q = 1$ and assume that Assumption 1 holds. The inputs to the OFU algorithm are $T = 8000$, $\delta = 1/T$, $\lambda = 1$, $L = 0.1$, $s = 1$ and we repeat simulation 50 times. The detail of solving constrained optimization problem of the algorithm is discussed in Section IV.

As can be seen in Figure 2, the regret of the naive algorithm appears to become linear under attack, even though, as shown in (17), it is provably sub-linear $O(\sqrt{T})$ in the non-attacked case.

Our goal, in the remainder of this paper, is to modify the basic algorithm described in Section II to be able to weather database attacks (in the sense of preserving sub-linear regret and guaranteeing a bounded state with high probability). We show that this can be achieved by retaining the general structure outlined in Algorithm 1 while modifying the confidence bound $\beta_t(\delta)$ on the estimate Θ_t^a . We call the resulting controller "self-correcting" because it continuously modifies the value of $\beta_t(\delta)$ to account for the effects of database attacks.

Since this new bound is used to define the set $C_t(\delta)$ which explicitly appears in the algorithm, it must be computable without precise knowledge of the attack signal and only in terms of the a priori bounds on η . With this bound in hand, we can also prove a sub-linear bound on the regret of the self-correcting controller.

Before stating our main results, we give the following lemma, adapted from [12] which gives a self-normalized bound for vector-valued martingales. We will later use this result in our proofs.

Lemma 1: Let F_k be a filtration, \bar{z}_k be a vector-valued stochastic process adapted to F_k and ω_k be real-valued martingale difference, again adapted to filtration F_k which satisfies the conditionally sub-Gaussianity assumption (Assumption 2.4) with known constant L . Consider the martingale and co-variance matrices:

$$S_t := \sum_{s=1}^t \bar{z}_{s-1} \omega_s = \bar{Z}_t^T W_t, \quad \bar{V}_t = \lambda I + \sum_{s=1}^{t-1} \bar{z}_s \bar{z}_s^T$$

then with probability of at least $1 - \delta$, $0 < \delta < 1$ we have,

$$\|S_t\|_{\bar{V}_t^{-1}}^2 \leq 2L^2 \left(\frac{\det(\bar{V}_t)^{1/2} \det(\lambda I)^{-1/2}}{\delta} \right) \quad (23)$$

Proof: Proof has been provided in Theorem 3 and Corollary 1 in [13]. ■

Also, the following lemma which provides an upper bound for $\det(\bar{V}_t)$ is useful for the rest of analysis.

Lemma 2:

$$\det(\bar{V}_t) \leq \left(\frac{(n+m)\lambda + 2 \sum_{k=1}^{t-1} (\|z_k^a\|^2 + \|\zeta_k\|^2)}{n+m} \right)^{n+m} \quad (24)$$

Proof: For a positive definite matrix M , we have $\det(M) \leq \det(\bar{M})$ where \bar{M} is a matrix with zero off-diagonal elements and diagonal elements equal to those of M . Hence,

for $\det(\bar{V}_t)$ we have:

$$\begin{aligned} \det(\bar{V}_t) &\leq \prod_{i=1}^{n+m} \left(\lambda + \sum_{k=1}^{t-1} (z_{ki}^a + \zeta_{ki})^2 \right) \\ &\leq \left(\frac{\sum_{i=1}^{n+m} (\lambda + \sum_{k=1}^{t-1} (z_{ki}^a + \zeta_{ki})^2)}{n+m} \right)^{n+m} \\ &\leq \left(\frac{\sum_{i=1}^{n+m} (\lambda + 2 \sum_{k=1}^{t-1} (z_{ki}^a{}^2 + \zeta_{ki}^2))}{n+m} \right)^{n+m} \\ &= \left(\frac{(n+m)\lambda + 2 \sum_{k=1}^{t-1} (\|z_k^a\|^2 + \|\zeta_k\|^2)}{n+m} \right)^{n+m} \end{aligned} \quad (25)$$

In second inequality we applied AM-GM inequality and in the third inequality we apply the property $(a+b)^2 \leq 2a^2 + 2b^2$ ■

A. Confidence Set in the Presence of Database Attack

As explained earlier, our first goal is to provide a new confidence bound on the error of parameter estimates in the presence of a database attack. This is the content of the following theorem.

Theorem 1: Let Assumption 1 hold (e.g. $\|\Theta_*\| \leq s$) and assume the linear model represented in (5) satisfies Assumption 2 with a known L . Let $\hat{\Theta}_t^a$ denote the least square estimate and $\bar{V}_t = \lambda I + \sum_{s=1}^{t-1} \bar{z}_s \bar{z}_s^T$ be co-variance matrix, then with probability at least $1 - \delta$ we have:

$$\text{Tr}((\hat{\Theta}_t^a - \Theta_*)^T \bar{V}_t (\hat{\Theta}_t^a - \Theta_*)) \leq \beta_t^a(\delta) \quad (26)$$

where

$$\begin{aligned} \beta_t^a(\delta) &= \left(nL \sqrt{2 \log \left(\frac{\det(\bar{V}_t)^{1/2} \det(\lambda I)^{-1/2}}{\delta} \right)} + \right. \\ &\quad \left. 1/\sqrt{\lambda} \|\bar{Z}_t^T H_t\| + (\sqrt{\lambda} + 1/\sqrt{\lambda} \|\bar{Z}_t^T Y_t\|) s \right)^2 \end{aligned} \quad (27)$$

if, in addition, $\max_{1 \leq s \leq t} \|x_s^a\| \leq X_{a,t}$, $\|\eta_t\| \leq \Lambda$, and $\|\zeta_t\| \leq \Lambda \forall t$, the following statement holds with probability at least $1 - \delta$

$$\begin{aligned} \beta_t^a(\delta) &\leq \left(nL \sqrt{p \log \left(\frac{p\lambda + 2t((1+C^2)X_{a,t}^2 + \Lambda^2)}{p\delta\lambda} \right)} + \right. \\ &\quad \left. 1/\sqrt{\lambda} R\Lambda t + (\sqrt{\lambda} + 1/\sqrt{\lambda} R\Lambda t) S \right)^2 \end{aligned} \quad (28)$$

in which $p := n+m$.

Proof: Substituting (19) into (21b) gives:

$$\hat{\Theta}_t^a = (\bar{Z}_t^T \bar{Z}_t + \lambda I)^{-1} \bar{Z}_t^T (Z_t^a \Theta_* + W_t + H_t). \quad (29)$$

And then implementing (20) yields,

$$\begin{aligned} \hat{\Theta}_t^a &= (\bar{Z}_t^T \bar{Z}_t + \lambda I)^{-1} \bar{Z}_t^T ((\bar{Z}_t - Y_t) \Theta_* + W_t + H_t) = \\ &= (\bar{Z}_t^T \bar{Z}_t + \lambda I)^{-1} \bar{Z}_t^T (W_t + H_t) - (\bar{Z}_t^T \bar{Z}_t + \lambda I)^{-1} \bar{Z}_t^T Y_t \Theta_* + \\ &= (\bar{Z}_t^T \bar{Z}_t + \lambda I)^{-1} \bar{Z}_t^T \bar{Z}_t \Theta_* \end{aligned} \quad (30)$$

The last term in right hand side can be rewritten as follows:

$$\begin{aligned} (\bar{Z}_t^T \bar{Z}_t + \lambda I)^{-1} \bar{Z}_t^T \bar{Z}_t \Theta_* &= (\bar{Z}_t^T \bar{Z}_t + \lambda I)^{-1} (\bar{Z}_t^T \bar{Z}_t + \lambda I) \Theta_* - \\ &= \lambda (\bar{Z}_t^T \bar{Z}_t + \lambda I)^{-1} \Theta_* \end{aligned}$$

now, using $\bar{V}_t = \bar{Z}_t^T \bar{Z}_t + \lambda I$ (30) yields:

$$\hat{\Theta}_t^a - \Theta_* = \bar{V}_t^{-1} \bar{Z}_t^T (W_t + H_t) + \bar{V}_t^{-1} (\lambda I + \bar{Z}_t^T Y_t) \Theta_* \quad (31)$$

For an arbitrary random covariate z we have,

$$z^T \hat{\Theta}_t - z^T \Theta_* = \langle z, \bar{Z}_t^T W \rangle_{\bar{V}_t^{-1}} + \langle z, \bar{Z}_t^T H \rangle_{\bar{V}_t^{-1}} + \langle z, (\lambda I + \bar{Z}_t^T Y) \Theta_* \rangle_{\bar{V}_t^{-1}} \quad (32)$$

taking norm on both sides and considering the fact that $\|\Theta_*\|_{\bar{V}_t^{-1}} \leq 1/\lambda \|\Theta_*\|^2$ then we would have:

$$\begin{aligned} \|z^T \hat{\Theta}_t - z^T \Theta_*\| &\leq \|z\|_{\bar{V}_t^{-1}} \left(\|\bar{Z}_t^T W_t\|_{\bar{V}_t^{-1}} + \|\bar{Z}_t^T H_t\|_{\bar{V}_t^{-1}} + \right. \\ &\quad \left. \|\lambda I + \bar{Z}_t^T Y_t\| \|\Theta_*\|_{\bar{V}_t^{-1}} \right) \leq \|z\|_{\bar{V}_t^{-1}} \left(\|\bar{Z}_t^T W_t\|_{\bar{V}_t^{-1}} + \right. \\ &\quad \left. 1/\sqrt{\lambda} \|\bar{Z}_t^T H_t\| + (\sqrt{\lambda} + 1/\sqrt{\lambda} \|\bar{Z}_t^T Y_t\|) \|\Theta_*\| \right) \quad (33) \end{aligned}$$

Using Lemma 1, $\|\bar{Z}_t^T W_t\|_{\bar{V}_t^{-1}}$ is bounded from above as:

$$\|\bar{Z}_t^T W_t\|_{\bar{V}_t^{-1}} \leq nL \sqrt{2 \log \left(\frac{\det(\bar{V}_t)^{1/2} \det(\lambda I)^{-1/2}}{\delta} \right)}. \quad (34)$$

As a result, with probability at least $1 - \delta$ we will have,

$$\begin{aligned} \|z^T \hat{\Theta}_t - z^T \Theta_*\| &\leq \|z\|_{\bar{V}_t^{-1}} \left(nL \sqrt{2 \log \left(\frac{\det(\bar{V}_t)^{1/2} \det(\lambda I)^{-1/2}}{\delta} \right)} + \right. \\ &\quad \left. 1/\sqrt{\lambda} \|\bar{Z}_t^T H_t\| + (\sqrt{\lambda} + 1/\sqrt{\lambda} \|\bar{Z}_t^T Y_t\|) \|\Theta_*\| \right) \quad (35) \end{aligned}$$

In particular, choosing $z = \bar{V}_t (\hat{\Theta}_t^a - \Theta_*)$ and plugging it into (35) yields:

$$\begin{aligned} \|\hat{\Theta}_t^a - \Theta_*\|_{\bar{V}_t}^2 &\leq \|\bar{V}_t (\hat{\Theta}_t^a - \Theta_*)\|_{\bar{V}_t^{-1}} \\ &\quad \left(nL \sqrt{2 \log \left(\frac{\det(\bar{V}_t)^{1/2} \det(\lambda I)^{-1/2}}{\delta} \right)} + \right. \\ &\quad \left. 1/\sqrt{\lambda} \|\bar{Z}_t^T H\| + (\sqrt{\lambda} + 1/\sqrt{\lambda} \|\bar{Z}_t^T Y\|) \|\Theta_*\| \right) \quad (36) \end{aligned}$$

and since $\|\hat{\Theta}_t^a - \Theta_*\|_{\bar{V}_t} = \|\bar{V}_t (\hat{\Theta}_t^a - \Theta_*)\|_{\bar{V}_t^{-1}}$, the statement (26-27) holds. By applying Lemma 2, using the upper bounds for the norms $\|\Theta_*\|$, $\|\bar{Z}_t^T Y\|$, $\|\bar{Z}_t^T H\|$ and elementary calculations the second part of theorem (28) can be shown. ■

B. Regret Bound Analysis of Attacked System

In this part, we analyze the regret bound of the self-correcting controller under database attack. The general form of regret bound analysis for an unattacked system presented in (13-16) is directly applicable to this case as well except for the fact that the attack signal η is unknown a priori. This requires us to establish new upper bounds on terms R_1 , R_2 ,

and R_3 under attack. However, before proceeding to this, we are required to define the associated "good events" for the attacked system setting. Similar to (11) and (12) we define:

$$F_t^a = \{\omega \in \Omega \mid \forall s \leq t, \|x_s^a\| \leq \alpha_t^a\} \quad (37a)$$

$$E_t^a = \{\omega \in \Omega \mid \forall s \leq t, \Theta_* \in C_s^a(\delta/4)\} \quad (37b)$$

where C_t^a is defined as follows:

$$C_t^a(\delta) = \{\Theta \in \mathcal{R}^{n \times (n+d)} \mid \text{Tr}((\hat{\Theta}_t^a - \Theta)^T \bar{V}_t (\hat{\Theta}_t^a - \Theta)) \leq \beta_t^a(\delta)\} \quad (38)$$

and where β_t^a is defined by Theorem 1 and α_t^a will be introduced later. The following lemma bounds $1_{(F^a \cap E^a)} R_1$ where 1_A is the indicator function of event A .

Lemma 3: Let R_1 be defined by (14), then with probability at least $1 - \delta/2$ we have:

$$1_{(F \cap E)} R_1 \leq 2DW^2 \sqrt{2T \log \frac{8}{\delta}} + n \sqrt{B'_{a,\delta}} \quad (39)$$

where $W = Ln \sqrt{2n \log(8nT/\delta)}$ and

$$\begin{aligned} B'_{a,\delta} &= (v + TD^2 S^2 X_{a,T}^2 (1 + C^2)) \times \\ &\quad \log \left(\frac{4nv^{-1/2}}{\delta} \sqrt{v + TD^2 S^2 X_{a,T}^2 (1 + C^2)} \right) \quad (40) \end{aligned}$$

Proof: Proof follows from lemmas 6 and 7 in [13]. ■ Consider (15) and Algorithm 1, it is clear that most of the terms of R_2 take zero value except those times that algorithm has switch in policy. The following lemma provides an upper bound for R_2 conditioned to the satisfaction of both good events $F^a \cap E^a$.

Lemma 4: Consider R_2 depicted in (15), we have:

$$1_{(F \cap E)} |R_2| \leq 2DX_{a,T}^2 (n+d) \log_2(1 + 2T/\lambda (X_{a,T}^2 (1 + C^2) + \Lambda)) \quad (41)$$

where $\max_{1 \leq s \leq t} \|\eta_t\| \leq \Lambda_t$ and $\max_{1 \leq s \leq T} \|x_t^a\| \leq X_{a,T}$.

Proof: Proof follows the same steps as lemma 1 in [13]. Let us assume at time steps t_{n_1}, \dots, t_{n_N} the algorithm 1 changes the policy. Therefore, we have $\det(V_{t_{n_1}}) \geq 2\lambda^{n+m}$ and $\det(V_{t_{n_N}}) \geq 2^{N-1} \det(V_{t_{n_1}})$. On the other hand we have:

$$\begin{aligned} \lambda_{\max}(V_T) &\leq \lambda + \sum_{s=0}^{T-1} \|\bar{z}_s\|^2 = \lambda + \sum_{s=0}^{T-1} \|z_s^a + \zeta_s\|^2 \\ &\leq \lambda + 2 \sum_{s=0}^{T-1} (\|z_s^a\|^2 + \|\zeta_s\|^2) \leq \\ &\quad \lambda + 2T(X_{a,T}^2 (1 + C^2) + \Lambda_T^2) \quad (42) \end{aligned}$$

and also we have $\det(V_T) \leq \lambda_{\max}(V_T)^{n+d}$ that together with inequality (42) provides an upper bound for the number of policy switches N :

$$N \leq (n+m) \log_2(1 + 2T/\lambda (X_{a,T}^2 (1 + C^2) + \Lambda)) \quad (43)$$

Then given (15), the maximum number of switches in policy (43) and upper bound for P completes the proof. ■

To bound the term R_3 we follow same steps as in [13]. However, we are required to express this bound in terms of states and extended states of the attacked system, x_t^a and z_t^a respectively. We borrow Lemma 3 from [12].

Lemma 5: The following holds for $t \geq 1$:

$$\sum_{s=0}^{t-1} \left(\|\bar{z}_s\|_{\bar{V}_s}^2 \wedge 1 \right) \leq 2 \log \frac{\det(\bar{V}_t)}{\det(\lambda I)} \quad (44)$$

where $(a \wedge b)$ denotes the minimum of a and b .

The proof is in [12]. To bound the term $|R_3|$, it is required to find an upper bound for the summation $\sum_{t=0}^T \|(\Theta_* - \tilde{\Theta}_*) z_t^a\|^2$. The following lemma provides this upper bound.

Lemma 6: The following holds for $t \geq 1$:

$$\begin{aligned} \sum_{s=0}^T \|(\Theta_* - \tilde{\Theta}_*) z_s^a\|^2 &\leq \frac{16}{\lambda} ((1+C^2)X_{a,T}^2 + \Lambda_T^2) \beta_T^a (\delta/4) \\ &\quad \left(2 \log \frac{\det(\bar{V}_T)}{\det(\lambda I)} + \sum_{s=0}^T \left(\|\zeta_s\|_{\bar{V}_s}^2 \wedge \frac{1}{2} \right) \right) \end{aligned} \quad (45)$$

Proof: From Lemma 12 of [13] we have the first inequality which is bounded above as follows:

$$\begin{aligned} \sum_{s=0}^T \|(\Theta_* - \tilde{\Theta}_*) z_s^a\|^2 &\leq \frac{8}{\lambda} ((1+C^2)X_{a,T}^2 + \Lambda_T^2) \beta_T^a (\delta/4) \\ \sum_{s=0}^T \left(\|z_s^a\|_{\bar{V}_s}^2 \wedge 1 \right) &= \frac{8}{\lambda} ((1+C^2)X_{a,T}^2 + \Lambda_T^2) \beta_T^a (\delta/4) \\ \sum_{s=0}^T \left(\|\bar{z}_s - \zeta_s\|_{\bar{V}_s}^2 \wedge 1 \right) &\leq \frac{8}{\lambda} ((1+C^2)X_{a,T}^2 + \Lambda_T^2) \beta_T^a (\delta/4) \\ \sum_{s=0}^T \left(2 \|\bar{z}_s\|_{\bar{V}_s}^2 + 2 \|\zeta_s\|_{\bar{V}_s}^2 \wedge 1 \right) &\leq \frac{8}{\lambda} ((1+C^2)X_{a,T}^2 + \Lambda_T^2) \beta_T^a (\delta/4) \\ &\quad \left(2 \sum_{s=0}^T \left(\|\bar{z}_s\|_{\bar{V}_s}^2 \wedge \frac{1}{2} \right) + 2 \sum_{s=0}^T \left(\|\zeta_s\|_{\bar{V}_s}^2 \wedge \frac{1}{2} \right) \right) \\ &\leq \frac{8}{\lambda} ((1+C^2)X_{a,T}^2 + \Lambda_T^2) \beta_T^a (\delta/4) \\ &\quad \left(2 \sum_{s=0}^T \left(\|\bar{z}_s\|_{\bar{V}_s}^2 \wedge 1 \right) + 2 \sum_{s=0}^T \left(\|\zeta_s\|_{\bar{V}_s}^2 \wedge \frac{1}{2} \right) \right) \end{aligned}$$

Substituting the first term of the last expression by the result of Lemma 3, completes the proof. \blacksquare

The following Lemma provides the upper bound for $|R_3|$.

Lemma 7: Given R_3 defined by (16), then we have:

$$\begin{aligned} 1_{(F \cap E)} |R_3| &\leq \frac{8}{\sqrt{\lambda}} ((1+C^2)X_{a,T}^2 + \Lambda_T^2) S D \sqrt{\beta_T^a (\delta/4)} \\ &\quad \left(2 \log \frac{\det(\bar{V}_T)}{\det(\lambda I)} + \sum_{s=0}^T \left(\|\zeta_s\|_{\bar{V}_s}^2 \wedge \frac{1}{2} \right) \right)^{1/2} \sqrt{T} \end{aligned} \quad (46)$$

Proof: Proof directly follows the proof of Lemma 13 in [13], however, for the sake of completeness we provide it here.

$$\begin{aligned} 1_{(F \cap E)} |R_3| &\leq 1_{(F \cap E)} \left(\sum_{s=0}^T \|P(\tilde{\Theta}_s) (\tilde{\Theta}_s - \Theta_*)^T z_s^a\|^2 \right)^{1/2} \times \\ &\quad \left(\sum_{s=0}^T \left(\|P(\tilde{\Theta}_s)^{1/2} \tilde{\Theta}_s^T z_s^a\| + \|P(\tilde{\Theta}_s)^{1/2} \Theta_*^T z_s^a\| \right)^2 \right)^{1/2} \end{aligned} \quad (47)$$

applying the result of Lemma 4 and boundedness assumption of P and $\tilde{\Theta}_t$ completes the proof. \blacksquare

Notice that the term $\det(\bar{V}_T)$ appearing in the regret bound analysis needs to be expressed as an explicit function of z^a and the attack signal ζ . Lemma 2 deals with this concern.

By taking the above bounds together the regret bound R^a for the attacked system can be written as:

$$\begin{aligned} R_a &\leq 2DW^2 \sqrt{2T \log \frac{8}{\delta}} + n \sqrt{B'_{a,\delta}} \\ &\quad + 2DX_{a,T}^2 (n+m) \log_2 (1 + 2T/\lambda (X_{a,T}^2 (1+C^2) + \Lambda)) \\ &\quad + \frac{8}{\sqrt{\lambda}} ((1+C^2)X_{a,T}^2 + \Lambda_T^2) s D \sqrt{\beta_T^a (\delta/4)} \\ &\quad \left(2 \log \frac{\det(\bar{V}_T)}{\det(\lambda I)} + \sum_{s=0}^T \left(\|\zeta_s\|_{\bar{V}_s}^2 \wedge \frac{1}{2} \right) \right)^{1/2} \sqrt{T} \end{aligned} \quad (48)$$

where, on $E \cap F$ we can substitute $\det(\bar{V}_T)$ by result of Lemma 2. There is still one more required step which is obtaining an upper bound for x_t^a . To do this, we first need to define F^a . To start with, following same steps as of the unattacked setting presented in [13], our aim is bounding $\|x_t^a\|$ from above when $\tilde{\Theta}_t^a$ is an estimate of Θ_* and E^a holds with high probability. In [13] it has been shown that $\|(\Theta_* - \tilde{\Theta}_t)^T z_t\|$ is well controlled except for a finite number of times. We denote the set of such time instants occurring between 0 and T as the elements of the set τ_T which has maximum cardinality of $n+m$. Same justification is applicable for $\|(\Theta_* - \tilde{\Theta}_t^a)^T z_t^a\|$ in the attacked setting. By decoupling the well-controlled and not well-controlled state update rules, the recursion of system can be written as follow:

$$x_{t+1}^a = \Gamma_t x_t^a + r_{t+1}^a \quad (49)$$

where

$$\Gamma_{t+1} = \begin{cases} \tilde{A}_t^a + \tilde{B}_t^a K(\tilde{\Theta}_t^a) & t \notin \tau_T \\ A_* + B_* K(\tilde{\Theta}_t^a) & t \in \tau_T \end{cases} \quad (50)$$

and

$$r_{t+1}^a = \begin{cases} M_t^a z_t^a + \omega_{t+1} & t \notin \tau_T \\ \omega_{t+1} & t \in \tau_T \end{cases} \quad (51)$$

By propagating the state back to time step zero, the state update equation can be written as:

$$x_t^a = \prod_{s=0}^{t-1} \Gamma_s^a x_0^a + \sum_{k=1}^t \left(\prod_{s=k}^{t-1} \Gamma_s^a \right) r_k^a \quad (52)$$

From Assumptions 2 and 3 we have; $\max_{t \leq T} \|\tilde{A}_t + \tilde{B}_t K(\tilde{\Theta}_t)\| \leq \rho$ and $\max_{t \leq T} \|A_* + B_* K(\tilde{\Theta}_t)\| \leq \eta$. Since we have at most $n+m$ not well-controlled system, we can write:

$$\prod_{s=k}^{t-1} \|\Gamma_s^a\| \leq \eta^{n+m} \rho^{t-k-(n+m)} \quad (53)$$

Now, assuming $x_0^a = 0$ (without loss of generality) and taking norm from both sides of (52) and applying (53) we

can write:

$$\|x_t^a\| \leq \frac{1}{1-\rho} \left(\frac{\eta}{\rho}\right)^{n+m} \max_{0 \leq k \leq t-1} (\|r_{k+1}^a\|)$$

Given (51), it yields:

$$\max_{0 \leq k < t} \|r_{k+1}^a\| \leq \max_{0 \leq k < t, k \neq \tau_T} \|M_k^{a,T} z_k^a\| + \max_{0 \leq k < t} \|\omega_{k+1}\|$$

Finding bounds for the two terms on right hand side of (54) completes the analysis for this part. We need the following lemma to this aim.

Lemma 8: For all $t \leq T$, we have

$$\max_{0 \leq k \leq t} \|M_k^{a,T} \bar{z}_k\| \leq \beta_t^a (\delta/4)^{1/2} \quad (54)$$

Proof: The proof directly follows from [13]. \blacksquare

Attaining an upper bound for the term $\max_{0 \leq k < t, k \neq \tau_T} \|M_k^{a,T} z_k^a\|$ is a quite similar task to bounding $\max_{0 \leq k < t, k \neq \tau_T} \|M_k^T z_k\|$ which has been provided in Lemma 18 of [13]. Therefore, for the sake of brevity by skipping a few steps we briefly sketch the proof. Following lemma provides this bound.

Lemma 9: For all $t \leq T$, we have

$$\max_{k \leq t, k \neq \tau_t} \|M_k^{a,T} z_k^a\| \leq 2s\Lambda + G(Z_t^a + \Lambda)^{\frac{n+m}{n+m+1}} \beta_t^a (\delta/4)^{1/2(n+m+1)} \quad (55)$$

where $Z_t^a = \max_{s \leq t} \|z_s^a\|$.

Proof: Adopted from lemma 18 of [13], we have:

$$\begin{aligned} \|M_k^{a,T} \bar{z}_k\| &\leq (m+n)\varepsilon_a \|\bar{z}_k\| + 2S\sqrt{\frac{n+m}{U}} \frac{1}{\varepsilon_a^{n+m}} \times \\ &\max_{1 \leq i < i(k)} \|M_{t_i}^{a,T} \bar{z}_k\| \end{aligned} \quad (56)$$

which yields:

$$\begin{aligned} \max_{k \leq t, k \neq \tau_t} \|M_k^{a,T} \bar{z}_k\| &\leq (m+n)\varepsilon_a \max_{k \leq t, k \neq \tau_t} (\|z_k^a\| + \|\zeta_k\|) + \\ &2S\sqrt{\frac{n+m}{U}} \frac{1}{\varepsilon_a^{n+m}} \max_{k \leq t, k \neq \tau_t} \max_{1 \leq i < i(k)} \|M_{t_i}^{a,T} \bar{z}_k\| \\ &\leq (m+n)\varepsilon_a (Z_k^a + \Lambda_k) + \\ &2S\sqrt{\frac{n+m}{U}} \frac{1}{\varepsilon_a^{n+m}} \max_{0 \leq k \leq t} \|M_k^{a,T} \bar{z}_k\| \end{aligned} \quad (57)$$

where ε_a is chosen as:

$$\varepsilon_a = \left(\frac{2S\beta_t^a (\delta/4)}{\bar{Z}_t(n+m)^{1/2} U_0^{1/2} H^{1/2}} \right)^{1/(n+m+1)}$$

By applying Lemma 8 we have:

$$\begin{aligned} \max_{k \leq t, k \neq \tau_t} \|M_k^{a,T} \bar{z}_k\| &\leq G\bar{Z}_k^{\frac{n+m}{n+m+1}} \beta_t^a (\delta/4)^{1/2(n+m+1)} \\ &\leq G(Z_k^a + \Lambda_k)^{\frac{n+m}{n+m+1}} \beta_t^a (\delta/4)^{1/2(n+m+1)} \end{aligned} \quad (58)$$

where

$$Z_k^a = \max_{s \leq k} \|z_s^a\|$$

and

$$G = 2 \left(\frac{2S(n+m)^{n+m+1/2}}{U^{1/2}} \right)^{1/(n+m+1)}$$

Finally, (58) yields:

$$\max_{k \leq t, k \neq \tau_t} \|M_k^{a,T} z_k^a\| \leq 2S\Lambda_k + G(Z_k^a + \Lambda_k)^{\frac{n+m}{n+m+1}} \beta_t^a (\delta/4)^{1/2(n+m+1)}$$

which completes proof. \blacksquare

For $1 \leq i \leq n$ and $k \leq t$ sub-gaussianity assumption of ω , with probability $1 - \delta/(t(t+1))$ gives:

$$|\omega_{k,i}| \leq L\sqrt{2\log \frac{t(t+1)}{\delta}}$$

on some event G and with $P(G) \geq 1 - \delta/4$ we have:

$$\|\omega_t\| \leq L\sqrt{n \log \frac{4nt(t+1)}{\delta}} \quad (59)$$

Considering the definition of F , the statement $G \cap E \subset F \cap E$ holds. Hence, we have $P(G \cap E) \leq \delta/2$.

Given (54), (55) and (55) we have:

$$\begin{aligned} \|x_t^a\| &\leq \frac{1}{1-\rho} \left(\frac{\eta}{\rho}\right)^{n+m} \left(G(Z_t^a + \Lambda_t)^{\frac{n+m}{n+m+1}} \beta_t^a (\delta/4)^{1/2(n+m+1)} \right. \\ &\quad \left. \times 2L\sqrt{n \log \frac{4nt(t+1)}{\delta}} \right) \end{aligned} \quad (60)$$

where

$$Z_T^a = \max_{s \leq T} \|z_s^a\|, \quad U = \frac{U_0}{H}, \quad U_0 = \frac{1}{16^{n+m-2}(1 \vee S^{2(n+m-2)})}$$

$$H > \left(16 \vee \frac{4S^2 M^2}{(n+m)U_0} \right), \quad G = 2 \left(\frac{2S(n+m)^{n+m+1/2}}{U^{1/2}} \right)^{1/(n+m+1)}$$

which allows us to define α_t^a in (37a).

IV. SIMULATIONS

In this section, we investigate the performance of algorithm 1 for three settings of non-attacked system, self-corrective (aware) and naive (unaware) attacked systems. This self-corrective algorithm, whose properties have been established above is equipped with an adaptive confidence set adjustment that takes into account the possible attack. This feature distinguishes the so-called self-corrective algorithm from the naive one whose performance has already been depicted and discussed in section III and Figure 2. We consider the control system (22) to examine self-corrective algorithm and unattacked setting in order to carry out a comparison between the three settings. We apply the incremental gradient descent method, given in [17] to approximately solve the optimization problem (10). The projected Newton method,

$$\tilde{\Theta}_t \leftarrow PROJ_{C_t(\delta)} \left(\tilde{\Theta}_t - \alpha H_{\Theta}(\text{Tr}(P(\Theta)))^{-1} \nabla_{\Theta}(\text{Tr}(P(\Theta))) \right) \quad (61)$$

is applied to solve the constrained optimization problem represented in (10). $\nabla_{\Theta} f$ and $H_{\Theta} f$ are the gradient and

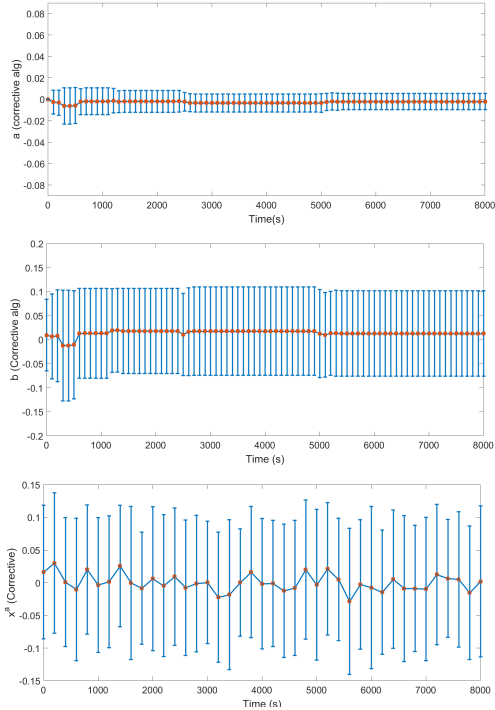


Fig. 3: Corrective Algorithm performance in the presence of attack

Hessian of f with respect to Θ . $C_t(\Theta)$ is the confidence set, $PROJ_g$ is Euclidean projection on g and finally α is the step size. The computation of Hessian and ∇_{Θ} as well as formulation of projection has been explicated in [17].

It has graphically been shown in [17] that the objective function $J(\Theta) = \text{Tr}(P(\Theta))$ is generally non convex and when it comes to one dimensional system ($n, m = 1$) it is only convex in drift matrix, A .

The gradient sub-routine takes 200 steps to solve each OFU optimization problem where projection algorithm is applied until the projected point lies inside the confidence ellipsoid. Figure 3 shows the performance of corrective algorithm which has the privilege of adjusting its confidence set according to (27). As can be seen in the figure, in the presence of attack, the corrective algorithm is able to keep its estimates close to the unknown parameters of the system. On the other hand, as demonstrated in Figure 2 the naive algorithm which sticks to the confidence set (8), gradually fails to keep its estimates within a reasonable neighborhood of the true parameters' value.

Figure 4 carries out a comparison between the imposed regret of the discussed algorithms. As it is expected, the regret is $O(\sqrt{T})$ in the absence of attack and the corrective algorithm outperforms the naive one (Figure 2(bottom)) in dealing with attack which is due to the poor estimation of naive algorithm.

V. CONCLUSION

In this paper, we have studied an attacked-in-the-loop learning-based LQ adaptive control system where the system parameters are not known. We constructed a highly reliable confidence set around unknown parameters that enables the algorithm to keep its estimates close to true parameters

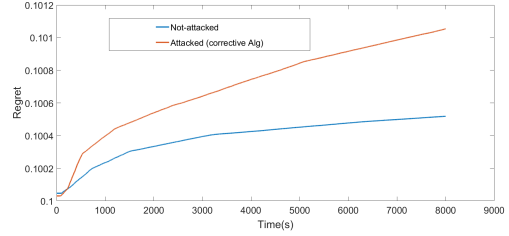


Fig. 4: Regret of corrective algorithm vs unattacked setting

in the presence of poisonous data injection into database. Furthermore, a regret bound analysis for the attacked setting is provided to give a measure for attack regret. Simulation results demonstrate the performance of the algorithm equipped with the new confidence set. Designing defense mechanism against simultaneous sensor and actuator attacks is the subject of a future research.

REFERENCES

- [1] R. Rajkumar, I. Lee, L. Sha, and J. Stankovic, "Cyber-physical systems: the next computing revolution," in *Design Automation Conference*. IEEE, 2010, pp. 731–736.
- [2] A. A. Cardenas, S. Amin, and S. Sastry, "Secure control: Towards survivable cyber-physical systems," in *2008 The 28th International Conference on Distributed Computing Systems Workshops*. IEEE, 2008, pp. 495–500.
- [3] H. Modares, B. Kiumarsi, F. L. Lewis, F. Ferrese, and A. Davoudi, "Resilient and robust synchronization of multiagent systems under attacks on sensors and actuators," *IEEE transactions on cybernetics*, 2019.
- [4] K. G. Vamvoudakis, H. Modares, B. Kiumarsi, and F. L. Lewis, "Game theory-based control system algorithms with real-time reinforcement learning: How to solve multiplayer games online," *IEEE Control Systems Magazine*, vol. 37, no. 1, pp. 33–52, 2017.
- [5] Y. Yang, L. Wang, H. Modares, D. Ding, Y. Yin, and D. Wunsch, "Data-driven integral reinforcement learning for continuous-time non-zero-sum games," *IEEE Access*, vol. 7, pp. 82 901–82 912, 2019.
- [6] K. G. Vamvoudakis and J. P. Hespanha, "Cooperative q-learning for rejection of persistent adversarial inputs in networked linear quadratic systems," *IEEE Transactions on Automatic Control*, vol. 63, no. 4, pp. 1018–1031, 2017.
- [7] A. Kanellopoulos and K. G. Vamvoudakis, "A moving target defense control framework for cyber-physical systems," *IEEE Transactions on Automatic Control*, 2019.
- [8] B. Biggio, B. Nelson, and P. Laskov, "Poisoning attacks against support vector machines," *arXiv preprint arXiv:1206.6389*, 2012.
- [9] J. Steinhardt, P. W. W. Koh, and P. S. Liang, "Certified defenses for data poisoning attacks," in *Advances in neural information processing systems*, 2017, pp. 3517–3529.
- [10] Y. Mo and B. Sinopoli, "False data injection attacks in control systems," in *Preprints of the 1st workshop on Secure Control Systems*, 2010, pp. 1–6.
- [11] M. C. Campi and P. Kumar, "Adaptive linear quadratic gaussian control: the cost-biased approach revisited," *SIAM Journal on Control and Optimization*, vol. 36, no. 6, pp. 1890–1907, 1998.
- [12] Y. Abbasi-Yadkori, D. Pál, and C. Szepesvári, "Online least squares estimation with self-normalized processes: An application to bandit problems," *arXiv preprint arXiv:1102.2670*, 2011.
- [13] Y. Abbasi-Yadkori and C. Szepesvári, "Regret bounds for the adaptive control of linear quadratic systems," in *Proceedings of the 24th Annual Conference on Learning Theory*, 2011, pp. 1–26.
- [14] M. Ibrahimi, A. Javanmard, and B. V. Roy, "Efficient reinforcement learning for high dimensional linear quadratic systems," in *Advances in Neural Information Processing Systems*, 2012, pp. 2636–2644.
- [15] M. K. S. Faradonbeh, A. Tewari, and G. Michailidis, "Optimism-based adaptive regulation of linear-quadratic systems," *arXiv preprint arXiv:1711.07230*, 2017.
- [16] A. Cohen, T. Koren, and Y. Mansour, "Learning linear-quadratic regulators efficiently with only \sqrt{t} regret," *arXiv preprint arXiv:1902.06223*, 2019.

- [17] Y. Abbasi-Yadkori, "Online learning for linearly parametrized control problems," 2013.