

Limiting Spectrum of Randomized Hadamard Transform and Optimal Iterative Sketching Methods

Jonathan Lacotte^{*1}, Sifan Liu^{*2}, Edgar Dobriban³, and Mert Pilanci¹

¹Stanford University, Department of Electrical Engineering

²Stanford University, Department of Statistics

³University of Pennsylvania, Department of Statistics

Abstract

We provide an exact analysis of the limiting spectrum of matrices randomly projected either with the subsampled randomized Hadamard transform, or truncated Haar matrices. We characterize this limiting distribution through its Stieltjes transform, a classical object in random matrix theory, and compute the first and second inverse moments. We leverage the limiting spectrum and asymptotic freeness of random matrices to obtain an exact analysis of iterative sketching methods for solving least squares problems. Our results also yield optimal step-sizes and convergence rates in terms of simple closed-form expressions. Moreover, we show that the convergence rate for Haar and randomized Hadamard matrices are identical, and uniformly improve upon Gaussian random projections. The developed techniques and formulas can be applied to a plethora of randomized algorithms that employ fast randomized Hadamard dimension reduction.

Keywords: Randomized algorithms; Random projection; Random matrices; Subsampled randomized Hadamard transform; Haar matrices; Least-squares optimization.

1 Introduction

Random projections are a classical way of performing dimensionality reduction, and are widely used in many algorithmic and learning contexts [27, 16, 30, 9]. In this work, we compare the limiting spectral distributions of two classical subspace embeddings, that is, Gaussian embeddings and the subsampled randomized Hadamard transform (SRHT), and we study the performance of a randomized method, namely, the iterative Hessian sketch [23], in the context of (overdetermined) least-squares problems,

$$x^* := \operatorname{argmin}_{x \in \mathbb{R}^d} \left\{ f(x) := \frac{1}{2} \|Ax - b\|^2 \right\}, \quad (1)$$

where $A \in \mathbb{R}^{n \times d}$ is a given data matrix with $n \geq d$ and $b \in \mathbb{R}^n$ is a vector of observations. For simplicity of notations, we will assume throughout this work that $\operatorname{rank}(A) = d$.

Many works have studied randomized algorithms [4, 24, 10, 22] for solving (1), based on sketching methods. The latter involve using a random matrix $S \in \mathbb{R}^{m \times n}$ to project the data A and/or b

^{*}Authors equally contributed.

to a lower dimensional space ($m \ll n$), and then approximately solving the least-squares problem using the sketch SA and/or Sb . The most classical sketch is a matrix $S \in \mathbb{R}^{m \times n}$ with independent and identically distributed (i.i.d.) Gaussian entries $\mathcal{N}(0, m^{-1})$, for which the matrix multiplication $S \cdot A$ requires in general $\mathcal{O}(mnd)$ basic operations (using classical matrix multiplication). This is larger than the cost $\mathcal{O}(nd^2)$ of solving (1) through standard matrix factorization methods, provided that $m \geq d$. Another well-studied embedding is the (truncated) $m \times n$ Haar matrix S , whose rows are orthonormal and with range uniformly distributed among the subspaces of \mathbb{R}^n with dimension m . However, it requires time $\mathcal{O}(nm^2)$ to be formed, through a Gram-Schmidt procedure, which is also larger than $\mathcal{O}(nd^2)$. An alternative embedding which verifies orthogonality properties is the SRHT [1], which is based on the Walsh-Hadamard transform. Due to the recursive structure of the latter, the sketch SA can be formed in $\mathcal{O}(nd \log m)$ time, so that the SRHT is often viewed as a standard reference point for comparing sketching algorithms.

It has been observed in several contexts that random projections with i.i.d. entries degrade the performance of the approximate solution compared to orthogonal projections [16, 17, 9]. Consequently, along with computational considerations, these empirical results suggest to consider the SRHT over Gaussian projections. On the other hand, in order to pick sharp algorithm's parameters and obtain optimal performance, it is usually necessary to have a tight characterization of the eigenvalues of the matrix $U^\top S^\top S U$, where U is the matrix of left singular vectors of A . For Gaussian embeddings, this is the case thanks to standard tight Gaussian concentration bounds.

In this work, we aim to provide a tight characterization of the SRHT spectrum, in the asymptotic regime where the relevant dimensions and sample sizes go to infinity, and can have arbitrary aspect ratios. As for an application of interest, using the standard prediction (semi-)norm $\|A(\tilde{x} - x^*)\|^2$ as the evaluation criterion for an estimator \tilde{x} , we aim to design an optimal version of the iterative Hessian sketch (IHS). Iterative methods (e.g., gradient descent or the conjugate gradient algorithm) have time complexity which usually scales proportionally to the condition number κ of the matrix A (or $\sqrt{\kappa}$), and this becomes prohibitively large when $\kappa \gg 1$. The IHS addresses this issue as follows. Given $x_0 \in \mathbb{R}^d$, it uses a pre-conditioned Heavy-ball update with step sizes $\{\mu_t\}$ and momentum parameters $\{\beta_t\}$, given by

$$x_{t+1} = x_t - \mu_t H_t^{-1} \nabla f(x_t) + \beta_t (x_t - x_{t-1}), \quad (2)$$

where the Hessian $H = A^\top A$ of the objective function $f(x)$ is approximated, at each iteration, by $H_t = A^\top S_t^\top S_t A$, and S_0, \dots, S_t, \dots are i.i.d. sketching matrices. From now on, we refer to the i.i.d. property of the sketching matrices as *refreshed* matrices. For Gaussian projections, [14] provided an exact analysis of the error $\|A(x_t - x^*)\|^2$, which scales as $(d/m)^t$. This rate makes intuitive sense, since the limiting spectral distribution of the Wishart matrix $U^\top S^\top S U$ only depends on (the limit of) the aspect ratio (d/m) . However, with SRHT embeddings, they observed that the predicted error – based on standard finite-sample bounds [25] on the edge eigenvalues of $U^\top S^\top S U$ – underestimates the practical performance of the IHS. Thus, by a refined (asymptotic) analysis of this spectrum, we aim to explain this theory-practice gap, and design an even better algorithm.

Beyond the IHS, there are many other efficient iterative methods which aim to address the aforementioned conditioning issue, based on an SRHT sketch of the data (or closely related sketches based on the Fourier transform). Randomized *right* pre-conditioning methods [4, 24] compute first a matrix P – which itself depends on SA – such that the condition number of AP^{-1} is $\mathcal{O}(1)$, and then apply any standard iterative algorithm to the pre-conditioned least-squares objective $\|AP^{-1}y - b\|^2$. Besides least-squares, SRHT sketches are widely used for a wide range of applications across numerical linear algebra, statistics and convex optimization, such as low-rank matrix factorization [12, 29], kernel regression [31], random subspace optimization [15], or, sketch and solve

linear regression [8]. Hence, a refined analysis of the SRHT may also lead to better algorithms in these fields.

Our technical analysis is based on asymptotic random matrix theory [5, 7]. Classical results such as the Marchenko-Pastur law do not address well the case of the SRHT, and we leverage recent results on *asymptotically liberating sequences* established by [2] (see also [26] for prior work). Further, we are inspired by the work of [8], who were the first, to our knowledge, to leverage these asymptotic freeness results in order to study the SRHT.

Throughout the paper, we will consistently use the following assumptions and notations for the aspect ratios, $\gamma := \lim_{n,d \rightarrow \infty} \frac{d}{n} \in (0, 1)$, $\xi := \lim_{n,m \rightarrow \infty} \frac{m}{n} \in (\gamma, 1)$ and $\rho_g := \frac{\gamma}{\xi} \in (0, 1)$, and the subscript g (resp. h) will refer to Gaussian-related (resp. Haar-related) quantities.

We use the notations $\|z\| \equiv \|z\|_2$ for the Euclidean norm of a real vector z , $\|M\|_2$ for the operator norm of a matrix M , and $\|M\|_F$ for its Frobenius norm. For a sequence of iterates $\{x_t\}$, we denote the error vector $\Delta_t := U^\top A(x_t - x^*)$, where U is the $n \times d$ matrix of left singular vectors of A . In particular, we have that $\|\Delta_t\|^2 = \|A(x_t - x^*)\|^2$.

1.1 Overview of our results and contributions

We characterize the respective limiting spectral distributions of the matrix $U^\top S^\top S U$, where U is an $n \times d$ matrix with orthonormal columns and S is an $m \times n$ Haar or SRHT matrix, and we show that these distributions are equal by finding explicitly their respective Stieltjes transforms. As an immediate consequence of our analysis, we provide the following new trace calculations

$$\theta_{1,h} := \lim_{n \rightarrow \infty} \frac{1}{d} \operatorname{tr} \mathbb{E} \left[(U^\top S^\top S U)^{-1} \right] = \frac{1 - \gamma}{\xi - \gamma}, \quad (3)$$

$$\theta_{2,h} := \lim_{n \rightarrow \infty} \frac{1}{d} \operatorname{tr} \mathbb{E} \left[(U^\top S^\top S U)^{-2} \right] = \frac{(1 - \gamma)(\gamma^2 + \xi - 2\gamma\xi)}{(\xi - \gamma)^3}. \quad (4)$$

As an application of the above trace calculations, we characterize explicitly the optimal step sizes μ_t and momentum parameters β_t of the IHS with Haar embeddings. That is, we find that at *any* time step $t \geq 1$,

$$\lim_{n \rightarrow \infty} \frac{\mathbb{E} \|\Delta_t\|^2}{\|\Delta_0\|^2} = \rho_h^t, \quad (5)$$

where the convergence rate ρ_h is given by $\rho_h := \rho_g \cdot \frac{\xi(1-\xi)}{\gamma^2 + \xi - 2\xi\gamma}$, and always satisfies $\rho_h < \rho_g$. It implies that Haar embeddings have uniformly better performance, since the rate of the IHS with Gaussian embeddings is equal to ρ_g according to [14]. Further, we show that the optimal momentum parameters β_t are equal to 0, that is, Heavy-ball momentum does not accelerate the algorithm with refreshed Haar embeddings.

Importantly, we prove that, under the additional mild assumption on the initial error Δ_0 that $\mathbb{E}[\Delta_0 \Delta_0^\top] = d^{-1} I_d$, the IHS with SRHT embeddings also yields a sequence of iterates such that its rate of convergence is exactly equal to ρ_h . Consequently, *SRHT matrices outperform uniformly Gaussian embeddings*. Then, we confirm numerically the above theoretical statements.

We finally argue that our algorithm improves by a factor $\log d$ the currently best known complexity \mathcal{C}_c for solving (1) when the condition number is large. Precisely, given a fixed target error $\|\Delta_t\|^2 \leq \varepsilon$ (such that ε is independent of the dimensions), we find that, with the sketch $m \approx d$, our algorithm has complexity $\mathcal{C}_n \asymp (nd \log d + d^3 + nd) \log(1/\varepsilon)$, whereas the current state-of-the-art algorithms for dense problems with their prescribed sketch size $m \approx d \log d$ [24, 6] yield $\mathcal{C}_c \asymp nd \log d + d^3 + nd \log(1/\varepsilon)$, so that, as $d \rightarrow \infty$

$$\mathcal{C}_n / \mathcal{C}_c \asymp 1 / \log d. \quad (6)$$

2 Technical Background

We introduce a few needed definitions, and we refer the reader to [5, 21, 32] for an extensive introduction to random matrix theory. Let $\{M_n\}_n$ be a sequence of Hermitian random matrices, where each M_n has size $n \times n$. For a fixed n , the empirical spectral distribution (e.s.d.) of M_n is the (cumulative) distribution function of its eigenvalues $\lambda_1, \dots, \lambda_n$, i.e., $F_{M_n}(x) := \frac{1}{n} \sum_{j=1}^n \mathbf{1}\{\lambda_j \leq x\}$ for $x \in \mathbb{R}$, which has density $f_{M_n}(x) = \frac{1}{n} \sum_{j=1}^n \delta_{\lambda_j}(x)$ with δ_λ the Dirac measure at λ . Due to the randomness of the eigenvalues, F_{M_n} is random. The relevant aspect of some classes of large $n \times n$ symmetric random matrices M_n is that, almost surely, the e.s.d. F_{M_n} converges weakly towards a non-random distribution F , as $n \rightarrow \infty$. This function F , if it exists, will be called the *limiting spectral distribution* (l.s.d.) of M_n .

A powerful tool in the analysis of random matrices is the Stieltjes transform. For μ a probability measure supported on $[0, +\infty)$, its Stieltjes transform is defined over the complex space complementary to the support of μ as

$$m_\mu(z) := \int \frac{1}{x-z} d\mu(x). \quad (7)$$

It holds in particular that m_μ is analytic over $\mathbb{C} \setminus \mathbb{R}_+$, $m_\mu(z) \in \mathbb{C}^+$ for $z \in \mathbb{C}^+$, $m_\mu(z) \in \mathbb{C}^-$ for $z \in \mathbb{C}^-$ and $\mu_\mu(z) > 0$ for $z < 0$, where \mathbb{R}_+ is the set of positive reals and \mathbb{C}^+ is the set of complex numbers with positive imaginary part. Another useful transform for studying the product of random matrices is the S -transform, denoted S_μ . This is defined as the solution of the following equation, which is unique under certain conditions (see [28]),

$$m_\mu \left(\frac{z+1}{zS_\mu(z)} \right) + zS_\mu(z) = 0. \quad (8)$$

We introduce a few additional concepts from free probability that will be used in the proofs. We refer the reader to [28, 13, 20, 3] for an extensive introduction to this field. Consider the algebra \mathcal{A}_n of $n \times n$ random matrices. For $X_n \in \mathcal{A}_n$, we define the linear functional $\tau_n(X_n) := \frac{1}{n} \mathbb{E}[\text{trace } X_n]$. Then, we say that a family $\{X_{n,1}, \dots, X_{n,I}\}$ of random matrices in \mathcal{A}_n is *asymptotically free* if for every $i \in \{1, \dots, I\}$, $X_{n,i}$ has a limiting spectral distribution, and if $\tau \left(\prod_{j=1}^m P_j(X_{n,i_j} - \tau(P_j(X_{n,i_j}))) \right) \rightarrow 0$ almost surely for any positive integer m , any polynomials P_1, \dots, P_m and any indices $i_1, \dots, i_m \in \{1, \dots, I\}$ with $i_1 \neq i_2, \dots, i_{m-1} \neq i_m$. In particular, this definition implies that for two sequences of asymptotically free random matrices X_n, Y_n , we have the *trace decoupling* relation

$$\frac{1}{n} \mathbb{E}[\text{trace } X_n Y_n] - \frac{1}{n} \mathbb{E}[\text{trace } X_n] \frac{1}{n} \mathbb{E}[\text{trace } Y_n] \rightarrow 0. \quad (9)$$

Essential to our analysis is the following result. If two $n \times n$ random matrices A_n and B_n are asymptotically free and have respective l.s.d. μ_A and μ_B with respective S -transforms S_A and S_B , then the matrix product $A_n B_n$ has l.s.d. μ_{AB} whose S -transform is $S_{AB}(z) = S_A(z)S_B(z)$. The distribution μ is called the free multiplicative convolution of μ_A and μ_B , and we denote $\mu = \mu_A \boxtimes \mu_B$.

We will also make use of an alternative form of the Stieltjes transform: the η -transform is defined for $z \in \mathbb{C} \setminus \mathbb{R}^-$ as

$$\eta_\mu(z) := \int \frac{1}{1+zx} d\mu(x) = \frac{1}{z} m_\mu \left(-\frac{1}{z} \right). \quad (10)$$

There are standard examples of classes of random matrices and their limiting spectral behavior. We recall a classical result [18]. If S is an $m \times d$ matrix with identically and independently distributed

entries $\mathcal{N}(0, 1/m)$, then, as $m, d \rightarrow \infty$ with $m/d \rightarrow \rho \in (0, 1)$, the Marchenko-Pastur theorem (see [18, 5]) states that the matrix $S^\top S$ has l.s.d. F_ρ , whose Stieltjes transform is the unique solution of a certain fixed point equation, and whose density is explicitly given by

$$\mu_\rho(x) = \frac{\sqrt{(b-x)_+(x-a)_+}}{2\pi\rho x}, \quad (11)$$

where $y_+ = \max\{0, y\}$. In our analysis of Haar and SRHT matrices, we will encounter similarly fixed-point equations satisfied by the Stieltjes (or η -) transform of their l.s.d.

3 Sketching with Haar matrices

Sketching matrices with i.i.d. entries are not ideal for sketching. Intuitively, i.i.d. projections distort the geometry of Euclidean space due to their non-orthogonality. Is it possible to overcome this using orthogonal random projections? In order to answer this question, we first aim to establish some properties of the l.s.d. of Haar matrices.

3.1 Limiting spectral distribution of Haar matrices

Let S be a $m \times n$ Haar matrix, and U be an $n \times d$ deterministic matrix with orthonormal columns. Since we are interested in the limit $n \rightarrow \infty$, we add the subscript n to matrices like S_n, U_n from now on. We set $S_{1,n} := S_n U_n$. We next characterize the l.s.d. of $S_{1,n}^\top S_{1,n}$ through its Stieltjes transform.

Theorem 3.1. *The matrix $S_{1,n}^\top S_{1,n}$ admits a l.s.d. whose Stieltjes transform m_h is given by*

$$m_h(z) = \frac{z(2\gamma - 1) + \xi - \gamma - \sqrt{(\gamma + \xi - 2 + z)^2 + 4(z - 1)(1 - \gamma)(1 - \xi)}}{2\gamma z(1 - z)}, \quad (12)$$

for any $z \in \mathbb{C} \setminus \mathbb{R}_+$.

One might wonder how the l.s.d. of Haar matrices and that of Gaussian embeddings – the Marchenko-Pastur law μ_{ρ_g} – differ. Consider the re-scaled matrix $\frac{n}{m} S_{1,n}^\top S_{1,n}$, whose expectation is equal to the identity. Crucially, the l.s.d. μ_{ρ_g} does not depend on the sample size n but only on the limit ratio between d and m , whereas the distribution F_h involves the ratios γ and ξ . Numerically, we observe in Figure 1 that, for fixed $\gamma=0.2$, as ξ increases, the empirical Haar density departs from the Marchenko-Pastur density μ_{ρ_g} , and concentrates more and more relatively to μ_{ρ_g} . Importantly, we see that the support of F_h is included within the support of μ_{ρ_g} , and thus, more concentrated around 1.

In the rest of Section 3.1, we present the main steps for proving Theorem 3.1. First, observe that since both S_n and U_n are rectangular orthogonal matrices, we can embed them into full orthogonal matrices as $\mathbb{S}_n = \begin{pmatrix} S_n \\ S_n^\perp \end{pmatrix}$ and $\mathbb{U}_n = \begin{pmatrix} U_n & U_n^\perp \end{pmatrix}$. Then, we can write

$$S_{1,n} = \begin{pmatrix} I_m & 0 \end{pmatrix} \mathbb{S}_n \mathbb{U}_n \begin{pmatrix} I_d \\ 0 \end{pmatrix}. \quad (13)$$

Let $\mathbb{W}_n = \mathbb{S}_n \mathbb{U}_n$, which is an $n \times n$ Haar matrix due to the orthogonal invariance of the Haar distribution. Then, we define

$$C_n := \begin{pmatrix} S_{1,n} S_{1,n}^\top & 0 \\ 0 & 0 \end{pmatrix} = \begin{pmatrix} I_m & 0 \\ 0 & 0 \end{pmatrix} \mathbb{W}_n \begin{pmatrix} I_d & 0 \\ 0 & 0 \end{pmatrix} \mathbb{W}_n^\top \begin{pmatrix} I_m & 0 \\ 0 & 0 \end{pmatrix}. \quad (14)$$

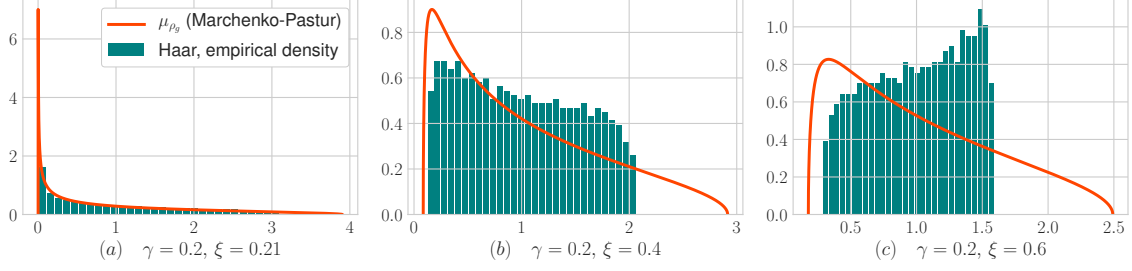


Figure 1: Empirical density of the matrix $\frac{n}{m}U^\top S^\top S U$ for S an $m \times n$ Haar matrix, versus Marchenko-Pastur density with shape parameter d/m . We use $n = 4096$, $d = 820$ and $m \in \{860, 1640, 2450\}$, so that $\gamma \approx 0.2$ and $\xi \in \{0.2, 0.4, 0.6\}$.

The matrix C_n is related to our matrix of interest $S_{1,n}^\top S_{1,n}$, as they have exactly the same non-zero eigenvalues. Thus, as a first step to establish Theorem 3.1, we characterize the l.s.d. of C_n .

Lemma 3.1. *The matrix C_n admits a l.s.d. F_C , whose Stieltjes transform m_C is given by*

$$m_C(z) = \frac{z + \gamma + \xi - 2 - \sqrt{(\gamma + \xi - 2 + z)^2 + 4(z-1)(1-\gamma)(1-\xi)}}{2z(1-z)}, \quad (15)$$

for any $z \in \mathbb{C} \setminus \mathbb{R}_+$.

Proof. The above expression (14) of the matrix C_n has the required form to apply Theorem 4.11 by [7], and hence characterize the e.s.d. of C_n through its η -transform which has to satisfy a fixed-point equation. We defer details of the proof to Appendix A.1. \square

Now, we use the fact that the matrices $S_{1,n}^\top S_{1,n}$ and C_n have the same non-zero eigenvalues. Almost surely, there are exactly d of them, which we denote $\lambda_1, \dots, \lambda_d$. Then, the e.s.d. F_{C_n} of C_n can be decomposed as

$$F_{C_n}(x) = \left(1 - \frac{d}{n}\right) \mathbf{1}_{\{x \geq 0\}} + \frac{1}{n} \sum_{i=1}^d \mathbf{1}_{\{x \geq \lambda_i\}} = \left(1 - \frac{d}{n}\right) \mathbf{1}_{\{x \geq 0\}} + \frac{d}{n} F_{h,n}(x), \quad (16)$$

where $F_{h,n}$ is the e.s.d. of $S_{1,n}^\top S_{1,n}$. Taking the limit $n \rightarrow \infty$, we find that $F_{1,n}$ converges weakly almost surely to

$$F_h(x) = \frac{1}{\gamma} (F_C(x) - (1-\gamma) \mathbf{1}_{\{x \geq 0\}}). \quad (17)$$

By definition of m_h and using (17), it follows that for $z \in \mathbb{C} \setminus \mathbb{R}_+$

$$m_h(z) = \int \frac{1}{x-z} dF_h(x) = \frac{1}{\gamma} \int \frac{1}{x-z} dF_C(x) - \frac{1-\gamma}{\gamma} \int \frac{1}{x-z} \delta_0(x) dx \quad (18)$$

$$= \frac{1}{\gamma} m_C(z) + \frac{1-\gamma}{\gamma z}. \quad (19)$$

Plugging-in the expression of m_C , we obtain the claimed formula (12) for m_h .

3.2 First and second inverse moments, and application to least-squares optimization

Theorem 3.2. *Suppose that S is an $m \times n$ Haar matrix, and let U be an $n \times d$ deterministic matrix with orthonormal columns. It holds that*

$$\theta_{1,h} := \lim_{n \rightarrow \infty} \frac{1}{d} \text{trace} \mathbb{E} \left[(U^\top S^\top S U)^{-1} \right] = \frac{1 - \gamma}{\xi - \gamma} \quad (20)$$

$$\theta_{2,h} := \lim_{n \rightarrow \infty} \frac{1}{d} \text{trace} \mathbb{E} \left[(U^\top S^\top S U)^{-2} \right] = \frac{(1 - \gamma)(\gamma^2 + \xi - 2\gamma\xi)}{(\xi - \gamma)^3}. \quad (21)$$

Proof. The proof essentially relies on relating the traces of the inverse moments to limits and derivatives of $m_h(z)$ evaluated at $z = 0$. We defer calculations to Appendix A.2. \square

As an application of the formulas for $\theta_{1,h}$ and $\theta_{2,h}$, we consider the IHS (2) with refreshed Haar matrices $\{S_t\}$. For S an $m \times n$ Haar matrix, we have the equality in distribution, $U^\top S^\top S U \stackrel{d}{=} \Omega^\top U^\top S^\top S U \Omega$, for Ω a $d \times d$ Haar matrix independent of S . Consequently, the matrix of eigenvectors of $U^\top S^\top S U$ is itself Haar-distributed. Along with the trace calculations $\theta_{1,h}$ and $\theta_{2,h}$, it implies the following result whose proof is deferred to Appendix A.3.

Theorem 3.3. *With refreshed Haar matrices $\{S_t\}$, step sizes $\mu_t = \theta_{1,h}/\theta_{2,h}$ and momentum parameters $\beta_t = 0$, the sequence of error vectors $\{\Delta_t\}$ satisfies*

$$\rho_h := \left(\lim_{n \rightarrow \infty} \frac{\mathbb{E} \|\Delta_t\|^2}{\|\Delta_0\|^2} \right)^{1/t} = \rho_g \cdot \frac{\xi(1 - \xi)}{\gamma^2 + \xi - 2\xi\gamma}. \quad (22)$$

Further, for any sequence of step sizes $\{\mu_t\}$ and momentum parameters $\{\beta_t\}$, we have that, for the resulting sequence of error vectors $\{\Delta_t\}$,

$$\rho_h \leq \liminf_{t \rightarrow \infty} \left(\lim_{n \rightarrow \infty} \frac{\mathbb{E} \|\Delta_t\|^2}{\|\Delta_0\|^2} \right)^{1/t}, \quad (23)$$

that is, ρ_h is the optimal rate one may achieve using Haar embeddings.

Hence, orthogonal projections are uniformly better than Gaussian i.i.d. projections. Indeed, the ratio between the convergence rates ρ_h and ρ_g is equal to $\xi(1 - \xi)/(\gamma^2 + \xi - 2\gamma\xi)$, and is *always strictly smaller* than 1. To see this, note that $\xi(1 - \xi)/(\gamma^2 + \xi - 2\gamma\xi) < 1$ if and only if $\xi(1 - \xi) < \gamma^2 + \xi - 2\gamma\xi$, and after simplification, we obtain the condition $(\xi - \gamma)^2 > 0$. In the small sketch size regime $d \leq m \ll n$, we have $\rho_h/\rho_g \approx 1$. As the sketch size m increases relatively to n , the convergence rates' ratio scales as $\rho_h/\rho_g \approx (1 - \xi)$, and one can improve on the number of iterations – and thus, data passes – with Haar embeddings by making $1 - \xi$ bounded away from 1. Further, observe that if we do not reduce the size of the original matrix, so that $m = n$ and $\xi = 1$, then the algorithm converges in one iteration. This means that we do not lose any information in the linear model. In contrast, Gaussian projections introduce more distortions than rotation, even though the rows of a Gaussian matrix are almost orthogonal to each other in the high-dimensional setting.

Interestingly, momentum does not accelerate the refreshed sketch. Leveraging past information through the Heavy-ball update (2) does not provide any benefit, possibly due to the independence between the sketching matrices $\{S_t\}$. On the other hand, it remains an open question – both for Gaussian and Haar embeddings – whether there exists a first-order method which uses past iterates along with refreshed matrices, and provide acceleration over gradient descent updates.

However, the time complexity of generating an $m \times n$ Haar matrix using the Gram-Schmidt procedure is $O(nm^2)$, which is, for instance, larger than the classical cost $\mathcal{O}(nd^2)$ for solving the least-squares problem (1), and we now turn to the analysis of another orthogonal matrix, the SRHT, which contains less randomness, but is more structured and faster to generate.

4 Sketching with SRHT matrices

We have seen in the previous section that Haar random projections have a better performance than Gaussian i.i.d. random projections. However, they are still slow to generate and apply. Can we get the same good statistical performance as Haar projections with faster methods? Here we consider the SRHT. This is faster as it relies on the well-structured Walsh-Hadamard transform, which is defined as follows. For an integer $n = 2^p$ with $p \geq 1$, the Walsh-Hadamard transform is defined recursively as $H_n = \frac{1}{\sqrt{2}} \begin{bmatrix} H_{n/2} & H_{n/2} \\ H_{n/2} & -H_{n/2} \end{bmatrix}$ with $H_1 = 1$. We consider a version of the SRHT which is slightly different from the classical SRHT [1]. Our transform $A \mapsto SA$ first *randomly permutes* the rows of A , before applying the classical transform. This has negligible cost $\mathcal{O}(n)$ compared to the cost $\mathcal{O}(nd \log m)$ of the matrix multiplication $A \mapsto SA$, and *breaks the non-uniformity* in the data. That is, we define the $n \times n$ subsampled randomized Hadamard matrix as $S = BH_nDP$, where B is an $n \times n$ diagonal sampling matrix of i.i.d. Bernoulli random variables with success probability m/n , H_n is the $n \times n$ Walsh-Hadamard matrix, D is an $n \times n$ diagonal matrix of i.i.d. sign random variables, equal to ± 1 with equal probability, and $P \in \mathbb{R}^{n \times n}$ is a uniformly distributed permutation matrix. At the last step, we discard the zero rows of S , so that it becomes an $\tilde{m} \times n$ orthogonal matrix with $\tilde{m} \sim \text{Binomial}(m/n, n)$, and the ratio \tilde{m}/n concentrates fast around ξ while $n \rightarrow \infty$. Although the dimension \tilde{m} is random, we refer to S as an $m \times n$ SRHT matrix.

4.1 Limiting spectral distribution of the SRHT

Similarly to an $m \times n$ Haar matrix, the rows of an SRHT are subsampled rows of an orthogonal matrix. Thus, in spite of the reduced amount of randomness, we can still expect the SRHT to be similar to the uniform orthogonal projection.

Theorem 4.1. *Let S be an $m \times n$ SRHT matrix, S_h be an $m \times n$ Haar matrix, and U an $n \times d$ deterministic matrix with orthonormal columns. Then, the matrices $U^\top S^\top S U$ and $U^\top S_h^\top S_h U$ have the same limiting spectral distribution. Consequently, it holds that*

$$\lim_{n \rightarrow \infty} \frac{1}{d} \text{trace} \mathbb{E} \left[(U^\top S^\top S U)^{-1} \right] = \theta_{1,h}, \quad (24)$$

$$\lim_{n \rightarrow \infty} \frac{1}{d} \text{trace} \mathbb{E} \left[(U^\top S^\top S U)^{-2} \right] = \theta_{2,h}. \quad (25)$$

The rest of Section 4.1 is devoted to the proof of Theorem 4.1. Our analysis proceeds in a way similar to the analysis of the Haar case, and we describe in this paragraph the main steps. Denote by F_S the l.s.d. of $U^\top S^\top S U$ and by $F_{S,n}$ its e.s.d. As we did for the Haar case with the matrix C_n , we introduce here an auxiliary matrix G_n whose e.s.d. is related to $F_{S,n}$. Then, we characterize the η -transform η_G of its l.s.d. F_G . Our analysis for η_G uses recent results on *asymptotically liberating sequences* from free probability [2], which is a key technical innovation of our work. Finally, we show that η_G is equal to the η -transform η_C of F_C , and we conclude that $F_S = F_h$.

Let $S = BH_nDP$ be the $n \times n$ SRHT matrix (before discarding the rows) as defined above, and U be an $n \times d$ deterministic matrix with orthonormal columns. Note that whether we consider the

zero rows or not in the matrix S , the matrix $U^\top S^\top S U$ remains the same, and so does its l.s.d. The matrices B, H_n and D are all symmetric matrices, and they respectively satisfy $B^2 = B$, $H_n^2 = I_n$ and $D^2 = I_n$, and P is also an orthogonal matrix. Then, we have that $S^\top S = P^\top D H_n B H_n D P$, and further,

$$(S^\top S)^2 = P^\top D H_n B H_n D P P^\top D H_n B H_n D P = P^\top D H_n B H_n D P = S^\top S.$$

We first have the following observation, whose proof is deferred to Appendix B.2.

Lemma 4.1. *For P, B, D, H_n and U defined as above, we have the following equality in distribution*

$$U^\top (P^\top D H_n) B (H D P) U \stackrel{d}{=} U^\top (P^\top D H_n D P) B (P^\top D H_n D P) U. \quad (26)$$

We now proceed with asymptotic statements, and we introduce the subscript n to all matrices. We set $W_n := P_n^\top D_n H_n D_n P_n$. It holds that the matrix $U_n^\top W_n B_n W_n U_n$ has the same nonzero eigenvalues as $G_n := B_n W_n U_n U_n^\top W_n B_n$, so that we first find the l.s.d. of the matrix G_n . The reader may notice that G_n plays a similar role in the analysis of the SRHT case, to that of the matrix C_n in the analysis of the Haar case.

The following result states the asymptotic freeness of the matrices B_n and $W_n U_n U_n^\top W_n$. Its proof follows directly from Corollaries 3.5 and 3.7 by [2].

Lemma 4.2. *Let B_n, W_n, U_n be defined as above. Then, the matrices $\{B_n, W_n U_n U_n^\top W_n\}$ are asymptotically free in the limit of the non-commutative probability spaces of random matrices. Consequently, the e.s.d. of the matrix $G_n = B_n W_n U_n U_n^\top W_n B_n$ converges to the freely multiplicative convolution of the l.s.d. F_B of B_n and the l.s.d. F_U of $U_n U_n^\top$, that is, G_n has l.s.d. given by $F_G = F_B \boxtimes F_U$.*

Since the density of the l.s.d. F_B is $f_B = \xi \delta_1 + (1 - \xi) \delta_0$ and the density of F_U is $f_U = \gamma \delta_1 + (1 - \gamma) \delta_0$, we have that the S -transforms S_B of F_B and S_U of F_U are respectively equal to $S_B(y) = \frac{y+1}{y+\xi}$ and $S_U(y) = \frac{y+1}{y+\gamma}$. From Lemma 4.2, it follows that the S -transform S_G of F_G is the product of S_B and S_U , i.e.,

$$S_G(y) = S_U(y) S_B(y) = \frac{(y+1)^2}{(y+\xi)(y+\gamma)}. \quad (27)$$

First, note that using their respective definitions, the S -transform of F_G and its η -transform η_G are related by the equation $\eta_G\left(-\frac{y}{y+1} S_G(y)\right) = y + 1$. Plugging-in the expression (27) of $S_G(y)$ into the latter equation, we obtain that

$$\eta_G\left(-\frac{y(y+1)}{(y+\gamma)(y+\xi)}\right) = y + 1.$$

Letting $z = -\frac{(y+\gamma)(y+\xi)}{y(y+1)}$ and using the relationship (10) between the Stieltjes and η -transforms, we find that the Stieltjes transform m_G of G is equal to

$$m_G(z) = \frac{z + \gamma + \xi - 2 - \sqrt{g(z)}}{2z(1-z)},$$

where $g(z) = (\gamma + \xi - 2 + z)^2 + 4(z - 1)(1 - \gamma)(1 - \xi)$. Hence, we get that $m_G(z) = m_C(z)$, that is, $F_G = F_C$.

Further, the matrix G_n has the same non-zero eigenvalues as the matrix $U_n^\top W_n B_n W_n U_n$ which, according to Lemma 4.1, is equal in distribution to $U_n^\top S_n^\top S_n U_n$. Denote by $\lambda_1, \dots, \lambda_{\tilde{d}}$ the non-zero eigenvalues of $U_n^\top S_n^\top S_n U_n$, where \tilde{d} is itself a random number due to the randomness of non-zero rows \tilde{m} . Hence, the e.s.d $F_{G,n}$ of G_n and the e.s.d. $F_{S,n}$ of $U_n^\top S_n^\top S_n U_n$ satisfy (see Appendix B.3)

$$F_{G_n}(x) \stackrel{d}{=} \left(1 - \frac{d}{n}\right) \mathbf{1}_{\{x \geq 0\}} + \frac{d}{n} F_{S,n}(x). \quad (28)$$

Thus, we obtain that $F_{S,n}$ converges weakly almost surely to the distribution

$$F_S(x) := \frac{1}{\gamma} (F_G(x) - (1 - \gamma) \mathbf{1}_{\{x \geq 0\}}) = \frac{1}{\gamma} (F_C(x) - (1 - \gamma) \mathbf{1}_{\{x \geq 0\}}). \quad (29)$$

The latter expression is equal to $F_h(x)$ according to (17), so that $F_S(x) = F_h(x)$. The analysis of the traces of the expected first and second inverse moments only involves the limiting distribution (we refer the reader to the proof of the expressions of $\theta_{1,h}$ and $\theta_{2,h}$, in Section A.2). Due to the equality $F_h = F_S$, they remain the same with SRHT matrices, which concludes the proof of Theorem 4.1. In Figure 2, we verify that the empirical densities with Haar and SRHT matrices are indeed very close.

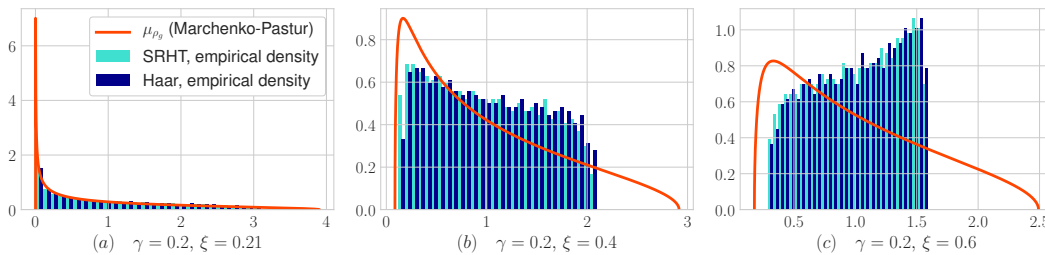


Figure 2: Empirical densities of the matrices $\frac{n}{m} U^\top S^\top S U$ for S an $m \times n$ Haar matrix and SRHT matrix, versus Marchenko-Pastur density with shape parameter d/m . We use $n = 4096$, $d = 820$ and $m \in \{860, 1640, 2450\}$, so that $\gamma \approx 0.2$ and $\xi \in \{0.21, 0.4, 0.6\}$.

4.2 Application to least-squares optimization

Although the SRHT has much less randomness, its spectrum behaves asymptotically as that of a Haar matrix according to Theorem 4.1. Hence, we should expect the iterative Hessian sketch to have the same rate of convergence. However, it is a challenging problem to characterize the asymptotic behavior of the eigenvectors of the matrix $U^\top S^\top S U$, which is beyond the scope of this paper.

For SRHT matrices, we first rely on an additional mild assumption on the initialization of the least-squares problem (1) which allow us to exactly characterize the convergence of the IHS with refreshed SRHT embeddings. We then provide a tight-upper bound without relying on the initialization assumption. The proofs are deferred to Appendix A.4.

Theorem 4.2. *Suppose that the initial (random) error vector $\Delta_0 = x_0 - x^* \in \mathbb{R}^d$ satisfies the condition $\mathbb{E} [\Delta_0 \Delta_0^\top] = d^{-1} I_d$. Then, with refreshed SRHT matrices $\{S_t\}$ and step sizes $\mu_t = \theta_1^h / \theta_2^h$, the sequence of error vectors $\{\Delta_t\}$ satisfy*

$$\rho_s := \left(\lim_{n \rightarrow \infty} \mathbb{E} \|\Delta_t\|^2 \right)^{1/t} = \rho_g \cdot \frac{\xi(1 - \xi)}{\gamma^2 + \xi - 2\xi\gamma} = \rho_h. \quad (30)$$

Remark 4.1. We note that the initialization condition $\mathbb{E}[\Delta_0 \Delta_0^\top] = d^{-1} I_d$ can be achieved by picking x_0 uniformly random on the unit d -sphere \mathbb{S}^{d-1} , followed by a uniformly random signed permutation and scaling to the columns of A to obtain $\mathbb{E} x^* x^{*T} \propto I_d$.

We also present the following upper-bound on the error, which holds for any deterministic or random initialization x_0 and exhibits an identical convergence rate.

Theorem 4.3. For any initialization, with refreshed SRHT matrices $\{S_t\}$ and step sizes $\mu_t = \theta_1^h / \theta_2^h$, the sequence of error vectors $\{\Delta_t\}$ satisfy

$$\lim_{n \rightarrow \infty} \mathbb{E} \frac{1}{d} \frac{\|\Delta_t\|^2}{\|\Delta_0\|_2^2} \leq \rho_h^t. \quad (31)$$

While providing significant computational benefits for forming the sketch SA , SRHT embeddings are still able to match the convergence rate of Haar matrices, and thus, also improves on Gaussian sketches.

4.2.1 Numerical Simulations

We now verify Theorems 3.3 and 4.2 numerically, and we compare the performance of refreshed Haar/SRHT sketches to refreshed Gaussian sketches. For SRHT embeddings, we use the optimal step sizes $\mu_t = \theta_{1,h} / \theta_{2,h}$ and momentum parameters $\beta_t = 0$, where we replace ξ and γ by their finite sample approximations. For Gaussian embeddings, we use the optimal parameters $\mu_t = \theta_{1,g} / \theta_{2,g}$ and $\beta_t = 0$, which were derived by [14], and where $\theta_{p,g} = \mathbb{E}[(U^\top S^\top S U)^{-p}]$ for $p \in \{1, 2\}$. The expressions of $\theta_{p,g}$ can also be found in [11]. We set $n = 8192$, $d = 800$ and we vary the sketch size m . As m increases, then Haar/SRHT embeddings are increasingly better, and the empirical curves match our theoretical predictions.

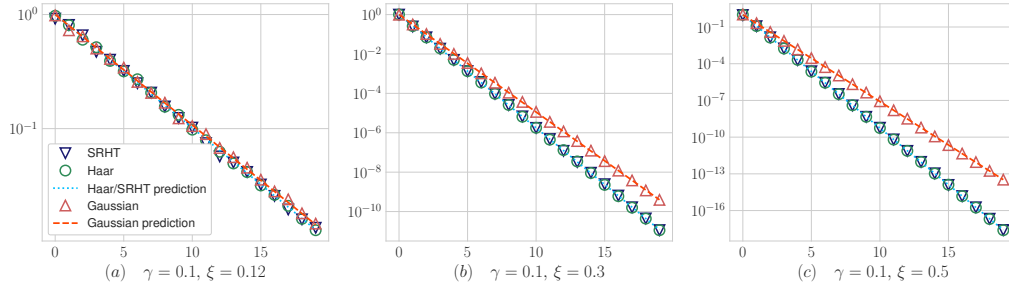


Figure 3: Error $\|\Delta_t\|^2 / \|\Delta_0\|^2$ versus number of iterations for the iterative Hessian sketch: (a) $m = 980$, (b) $m = 2450$ and (c) $m = 4100$ (error averaged over 10 independent trials).

4.2.2 Complexity Analysis

Let us now turn to a complexity analysis of the IHS with SRHT embeddings, and compare it to the currently best known complexity for solving (1). The latter is achieved, among others, by the pre-conditioned conjugate gradient algorithm [24]. As described in Section 1, this algorithm uses a sketch SA to compute a pre-conditioning matrix P , such that AP^{-1} has a small condition number, and then it solves the least-squares problem $\min_y \|AP^{-1}y - b\|^2$, using the conjugate-gradient method. As for the IHS, it can be decomposed into three parts: sketching, factoring (computing P and AP^{-1} versus computing H_t^{-1}), and then the iterations.

The pre-conditioned conjugate gradient prescribes at least the sketch size $m \approx d \log d$ in order to converge, with high-probability guarantees. This theoretical prescription is based on the finite-sample bounds on the extremal eigenvalues of the matrix $U^\top S^\top S U$ derived by [25]. Then, given a fixed (and independent of the dimensions) error $\varepsilon > 0$ and with the prescribed $m \approx d \log d$, the resulting complexity to achieve $\|\Delta_t\|^2 \leq \varepsilon$ scales as

$$\mathcal{C}_c \asymp nd \log d + d^3 \log d + nd \log(1/\varepsilon), \quad (32)$$

where $nd \log d$ is the cost of forming the sketch SA , $d^3 \log d$ the pre-conditioning cost, and $nd \log(1/\varepsilon)$ is the per-iteration cost times the number of iterations. Following our new analysis, we obtain similarly that the IHS with the SRHT can use $m \approx d$, with resulting complexity

$$\mathcal{C}_n \asymp (nd \log d + d^3 + nd) \log(1/\varepsilon). \quad (33)$$

Note that the number of iterations multiplies the sum of the sketching, factor and per-iteration costs, and this is due to refreshing the sketches. Then, treating the term $\log(1/\varepsilon)$ as a constant independent of the dimensions, we find that

$$C_n/C_c \asymp \frac{1}{\log d}, \quad d \rightarrow \infty. \quad (34)$$

Hence, with a smaller sketch size, the resulting complexity improves by a factor $\log d$ over the current state-of-the-art in randomized preconditioning for dense problems (e.g., see [6, 19]). We also note that the $O(d^3)$ term can be improved to $O(d^\omega)$, where ω is the exponent of matrix multiplication.

Acknowledgements

This work was partially supported by the National Science Foundation under grant IIS-1838179.

References

- [1] N. Ailon and B. Chazelle. Approximate nearest neighbors and the fast Johnson-Lindenstrauss transform. *Proceedings of the thirty-eighth annual ACM symposium on Theory of Computing*, 557-563, 2006.
- [2] G. Anderson and B. Farrell. Asymptotically liberating sequences of random unitary matrices. *Advances in Mathematics*, 255:381-413, 2014.
- [3] G. Anderson, A. Guionnet and O. Zeitouni. An introduction to random matrices. *Cambridge University Press*, 2010.
- [4] H. Avron, P. Maymounkov and S. Toledo. Blendenpik: Supercharging LAPACK's least-squares solver. *SIAM Journal on Scientific Computing*, 32(3):1217-1236, 2014.
- [5] Z. Bai and J. Silverstein. Spectral analysis of large dimensional random matrices. *Springer series in Statistics*, 2010.
- [6] C. Boutsidis and A. Gittens. Improved matrix algorithms via the subsampled randomized Hadamard transform. *SIAM Journal on Matrix Analysis and Applications*, 34(3):1301-1340, 2013.

- [7] R. Boutsidis and M. Debbah. Random matrix methods for wireless communications. *Cambridge University Press*, 2011.
- [8] E. Dobriban and Sifan Liu. Asymptotics for sketching in least-squares regression. *Advances in Neural Information Processing Systems*, 3670-3680, 2019.
- [9] P. Drineas and M. Mahoney. RandNLA: randomized numerical linear algebra. *Communications of the ACM*, 59(6):80-90, 2016.
- [10] P. Drineas, M. Mahoney, S. Muthukrishnan and T. Sarlos. Faster least squares approximation. *Journal of Numerical Mathematics*, 1117(2):219-249, 2011.
- [11] S. Gupta. Some aspects of discrimination function coefficients. *Sankhyā: The Indian Journal of Statistics, Series A*, pages 387-400, 1968.
- [12] N. Halko, P. Martinsson and J. Tropp. Finding structure with randomness: probabilistic algorithms for constructing approximate matrix decompositions. *SIAM review*, 53(2):217-288, 2011.
- [13] F. Hiai and D. Petz. The semicircle law, free random variables and entropy. *Americal Mathematical Society*, 2006.
- [14] J. Lacotte and M. Pilanci. Faster least-squares optimization. *arXiv:1911.02675*, 2019.
- [15] J. Lacotte, M. Pilanci and M. Pavone. High-dimensional in adaptive random subspaces. *Advances in Neural Information Processing Systems*, 10846-10856, 2019.
- [16] M. Mahoney. Randomized algorithms for matrices and data. *Foundations and Trends in Machine Learning*, 3(2), 2011.
- [17] M. Mahoney and P. Drineas. Structural properties underlying high-quality randomized numerical linear algebra algorithms. *Handbook of Big Data*, 137-154, 2016.
- [18] V.A. Marcenko and L.A. Pastur. Distribution of eigenvalues for some sets of random matrices. *Annals of Probability*, 4(1):457-483, 1967.
- [19] J. Nelson and H. Nguyen. OSNAP: Faster numerical linear algebra algorithms via sparser subspace embeddings. *IEEE 54th Annual Symposium on Foundations of Computer Science (FOCS)*, pages 117-126. IEEE, 2013.
- [20] A. Nica and R. Speicher. Lectures on the combinatorics of free probability. *Cambridge University Press*, 2006.
- [21] D. Paul and A. Aue. Random matrix theory in statistics: a review. *Journal of Statistical Planning and Inference*, 150:1-29, 2014.
- [22] M. Pilanci and M.J. Wainwright. Randomized sketches of convex programs with sharp guarantees. *IEEE Transactions on Information Theory*, 61.9:5096-5115. IEEE, 2015.
- [23] M. Pilanci and M.J. Wainwright. Iterative Hessian sketch: Fast and accurate solution approximation for constrained least-squares. *IEEE Transactions on Information Theory*, 9(61):5096-5115, 2015.

- [24] V. Rokhlin and M. Tygert. A fast randomized algorithm for overdetermined linear least-squares regression. *Proceedings of the National Academy of Sciences*, 105(36):13212-13217, 2008.
- [25] J. Tropp. Improved analysis of the subsampled randomized Hadamard transform. *Advances in Adaptive Data Analysis*, 3:115-126, 2011.
- [26] A. Tulino, G. Claire, S. Shamai and S. Verdu. Capacity of channels with frequency-selective and time-selective fading. *IEEE Transactions on Information Theory*, 56(3):1187-1215, 2010.
- [27] S. Vempala. The random projection method. *American Mathematical Society*, 2005.
- [28] D. Voiculescu, K. Dykema and A. Nica. Free random variables. *American mathematical society*, 1992.
- [29] R. Witten and E. Candes. Randomized algorithms for low-rank matrix factorizations: sharp performance bounds. *Algorithmica*, 72(1):264-281, 2015.
- [30] D. Woodruff. Sketching as a tool for numerical linear algebra. *Foundations and Trends in Theoretical Computer Science*, 10(1-2):1-157, 2014.
- [31] Y. Yang, M. Pilanci and M. Wainwright. Randomized sketches for kernels: Fast and optimal nonparametric regression. *The Annals of Statistics*, 45(3):991-1023, 2017.
- [32] J. Yao, Z. Bai and S. Zheng. Large sample covariance matrices and high-dimensional data analysis. *Cambridge University Press*, 2015.

A Sketching with Haar matrices – Proofs of main and auxiliary results

A.1 Proof of Lemma 3.1

Recall the definition (14) of the matrix C_n ,

$$C_n = \begin{pmatrix} I_m & 0 \\ 0 & 0 \end{pmatrix} \mathbb{W}_n \begin{pmatrix} I_d & 0 \\ 0 & 0 \end{pmatrix} \mathbb{W}_n^\top \begin{pmatrix} I_m & 0 \\ 0 & 0 \end{pmatrix}.$$

We leverage Theorem 4.11 from [7], which we recall for the sake of completeness.

Theorem A.1 (Theorem 4.11 in [7]). *Let $D_n \in \mathbb{R}^{n \times n}$ and $T_n \in \mathbb{R}^{n \times n}$ be diagonal non-negative matrices, and $\mathbb{W}_n \in \mathbb{R}^{n \times n}$ be a Haar matrix. Denote F_D and F_T the respective l.s.d. of D_n and T_n . Denote C_n the matrix $C_n := D_n^{\frac{1}{2}} \mathbb{W}_n T_n \mathbb{W}_n^\top D_n^{\frac{1}{2}}$. Then, as n tends to infinity, the e.s.d. of C_n converges to F whose η -transform η_F satisfies*

$$\begin{aligned} \eta_F(z) &= \int \frac{1}{z\gamma(z)x + 1} dF_D(x), \\ \gamma(z) &= \int \frac{x}{\eta_F(z) + z\delta(z)x} dF_T(x), \\ \delta(z) &= \int \frac{x}{z\gamma(z)x + 1} dF_D(x). \end{aligned}$$

The e.s.d. of $\begin{pmatrix} I_d & 0 \\ 0 & 0 \end{pmatrix}$ converges to the distribution F_γ with density $\gamma\delta_1 + (1 - \gamma)\delta_0$, and the e.s.d. of $\begin{pmatrix} I_m & 0 \\ 0 & 0 \end{pmatrix}$ converges to the distribution F_ξ with density $\xi\delta_1 + (1 - \xi)\delta_0$. Then, according to Theorem A.1, the e.s.d. of C_n converges to a distribution F_C , whose η -transform η_C is solution of the following system of equations,

$$\eta_C(z) = \int \frac{1}{z\gamma(z)x + 1} dF_\xi(x), \quad (35)$$

$$\gamma(z) = \int \frac{x}{\eta_C(z) + z\delta(z)x} dF_\gamma(x), \quad (36)$$

$$\delta(z) = \int \frac{x}{z\gamma(z)x + 1} dF_\xi(x). \quad (37)$$

Plugging the above expressions of F_ξ and F_γ into the above equations, and after simplification, we obtain that η_C is solution of the following second-order equation

$$\eta_C(z) = (1 - \gamma) + \frac{\gamma}{1 + z \left(1 + \frac{\xi - 1}{\eta_C(z)}\right)}, \quad (38)$$

Plugging the relationship (10) between the Stieltjes and η -transforms into (38), we find that

$$m_C(z) = \frac{z + \gamma + \xi - 2 - \sqrt{g(z)}}{2z(1 - z)}, \quad (39)$$

where $g(z) = (\gamma + \xi - 2 + z)^2 + 4(z - 1)(1 - \gamma)(1 - \xi)$, and we choose the branch of the square-root such that $m_C(z) \in \mathbb{C}^+$ for $z \in \mathbb{C}^+$, $m_C(z) \in \mathbb{C}^-$ for $z \in \mathbb{C}^-$ and $m_C(z) > 0$ for $z < 0$.

A.2 Proof of the trace calculations $\theta_{1,h}$ and $\theta_{2,h}$

We will need the following result regarding the support of F_h , which is proved in Appendix B.1.

Lemma A.1. *The support of F_h satisfies*

$$\inf \text{supp}(F_h) \geq \frac{(1 - \sqrt{\rho_g})^2}{\left(1 + \frac{1}{\sqrt{\xi}}\right)^2}. \quad (40)$$

Thus, the support of F_h is bounded away from 0, so is the intersection of the support of F_C and \mathbb{R}^* . Further, the distribution F_C has a point mass at 0 equal to $1 - \gamma$. We now turn to the trace calculations.

A.2.1 Computing $\theta_{1,h}$

Using the facts that F_C has support within $[0, +\infty)$ and a point mass equal to $(1 - \gamma)$ at 0, its η -transform η_C is well-defined on $\{z \in \mathbb{R} \mid z > 0\}$, and, for $z > 0$, it can be decomposed as

$$\eta_C(z) = 1 - \gamma + \int_{x \neq 0} \frac{1}{1 + zx} dF_C(x). \quad (41)$$

The function $\frac{1}{x}$ is integrable on the set $\{x > 0\}$ with respect to F_C , since the support of F_C on \mathbb{R}^* is bounded away from 0. Since $|\frac{z}{1+xz}| < \frac{1}{x}$ when $z > 0, x > 0$, it follows by the dominated convergence theorem that

$$\lim_{z \rightarrow \infty} \int_{x \neq 0} \frac{z}{1+xz} dF_C(x) = \int_{x \neq 0} \lim_{z \rightarrow \infty} \frac{z}{1+xz} dF_C(x) = \int_{x \neq 0} \frac{1}{x} dF_C(x). \quad (42)$$

Using (41), it follows that

$$\lim_{z \rightarrow \infty} z(\eta_C(z) - (1 - \gamma)) = \int_{x \neq 0} \frac{1}{x} dF_C(x), \quad (43)$$

On the other hand, we have that

$$\lim_{z \rightarrow \infty} \eta_C(z) = (1 - \gamma) + \lim_{z \rightarrow \infty} \int_{x \neq 0} \frac{1}{1+zx} dF_C(t) \quad (44)$$

$$= (1 - \gamma) + \int_{x \neq 0} \lim_{z \rightarrow \infty} \frac{1}{1+zx} dF_C(x) \quad (45)$$

$$= 1 - \gamma. \quad (46)$$

where the second equality is again justified by the dominated convergence theorem. Subtracting $1 - \gamma$ from both sides of (38), multiplying by $z \left(1 + \frac{\xi - 1}{\eta_C(z)}\right)$ and letting $z \rightarrow \infty$, we obtain

$$\lim_{z \rightarrow \infty} z \left(1 + \frac{\xi - 1}{\eta_C(z)}\right) (\eta_C(z) - (1 - \gamma)) = \lim_{z \rightarrow \infty} z \left(1 + \frac{\xi - 1}{\eta_C(z)}\right) \left(\frac{\gamma}{1 + z \left(1 + \frac{\xi - 1}{\eta_C(z)}\right)}\right).$$

Note that the right-hand side of the above equation is equal to γ , and the left-hand side satisfies

$$\begin{aligned} \lim_{z \rightarrow \infty} z \left(1 + \frac{\xi - 1}{\eta_C(z)}\right) (\eta_C(z) - (1 - \gamma)) &= \lim_{z \rightarrow \infty} z (\eta_C(z) - (1 - \gamma)) \left(1 + \frac{\xi - 1}{1 - \gamma}\right) \\ &= \frac{\xi - \gamma}{1 - \gamma} \cdot \int_{x \neq 0} \frac{1}{x} dF_C(x), \end{aligned}$$

where we used (43) and (46). This shows that $\gamma = \frac{\xi - \gamma}{1 - \gamma} \int_{x \neq 0} \frac{1}{x} dF_C(x)$. We conclude by observing that

$$\theta_{1,h} = \lim_{n \rightarrow \infty} \frac{1}{d} \text{trace} \mathbb{E} \left[(S_{1,n}^\top S_{1,n})^{-1} \right] = \frac{1}{\gamma} \cdot \lim_{n \rightarrow \infty} \mathbb{E} \left[\frac{1}{n} \sum_{i=1}^d \frac{1}{\lambda_i} \right] = \frac{1}{\gamma} \int_{x \neq 0} \frac{1}{x} dF_C(x),$$

and consequently, $\theta_{1,h} = \frac{1 - \gamma}{\xi - \gamma}$, which is the claimed result.

A.2.2 Computing $\theta_{2,h}$

Unrolling its definition, we have that

$$\theta_{2,h} = \lim_{n \rightarrow \infty} \frac{1}{d} \text{trace} \mathbb{E} \left[(S_{1,n}^\top S_{1,n})^{-2} \right] = \frac{1}{\gamma} \cdot \lim_{n \rightarrow \infty} \mathbb{E} \left[\frac{1}{n} \sum_{i=1}^d \frac{1}{\lambda_i^2} \right] = \frac{1}{\gamma} \int_{\{x \neq 0\}} \frac{1}{x^2} dF_C(x),$$

where the limit in the third equation holds and is finite since F_C has support bounded away from 0 on \mathbb{R}^* . By definition of m_C and using the fact that F_C has point mass $1 - \gamma$ at 0, we get that

$$\frac{dm_C(z)}{dz} = \int \frac{1}{(x-z)^2} dF_C(x) = \frac{1-\gamma}{z^2} + \int_{\{x \neq 0\}} \frac{1}{(x-z)^2} dF_C(x).$$

Using again the fact that F_C has support bounded away from 0 on \mathbb{R}^* and the dominated convergence theorem, we have that $\gamma\theta_{2,h} = \lim_{z \rightarrow 0} \int_{x \neq 0} \frac{1}{(x-z)^2} dF_C(x)$, and thus,

$$\gamma\theta_{2,h} = \lim_{z \rightarrow 0} \left\{ \frac{dm_C(z)}{dz} - \frac{1-\gamma}{z^2} \right\}.$$

We denote

$$\begin{aligned} \Delta &:= (\gamma + \xi - 2 + z)^2 + 4(z-1)(1-\gamma)(1-\xi), \\ \Delta' &:= \frac{d\Delta}{dz} = 2(z + \gamma + \xi - 2) + 4(1-\gamma)(1-\xi). \end{aligned}$$

Then, using the expression (15) of m_C and taking the derivative, it follows that

$$\frac{dm_C(z)}{dz} - \frac{1-\gamma}{z^2} = \frac{1 - \frac{1}{2\sqrt{\Delta}}(2(z + \gamma + \xi - 2) + 4(1-\gamma)(1-\xi))}{2z(1-z)} \quad (47)$$

$$+ \frac{(z + \gamma + \xi - 2 - \sqrt{\Delta})(2z - 1)}{2z^2(z-1)^2} + \frac{\gamma - 1}{z^2} \quad (48)$$

$$= \frac{1}{2z^2(z-1)^2} [\Delta_1 + (2\gamma\xi - \gamma - \xi)\Delta_2 - \Delta_3 + \Delta_4], \quad (49)$$

where

$$\begin{cases} \Delta_1 = \frac{z^2(z-1)}{\sqrt{\Delta}} \\ \Delta_2 = \frac{z(z-1)}{\sqrt{\Delta}} \\ \Delta_3 = (2z-1)\sqrt{\Delta} \\ \Delta_4 = z(1-z) + (z + \gamma + \xi - 2)(2z-1) + 2(\gamma-1)(z-1)^2. \end{cases}$$

According to L'Hospital rule,

$$\gamma\theta_{2,h} = \lim_{z \rightarrow 0} \frac{\Delta_1'' + (2\gamma\xi - \gamma - \xi)\Delta_2'' - \Delta_3'' + \Delta_4''}{2(12z^2 - 12z + 2)} = \lim_{z \rightarrow 0} \frac{\Delta_1'' + (2\gamma\xi - \gamma - \xi)\Delta_2'' - \Delta_3'' + \Delta_4''}{4}, \quad (50)$$

where Δ_i'' denotes the second derivative of Δ_i with respect to z . After some calculations, we find that

$$\begin{aligned} \Delta_1''|_{z=0} &= -\frac{2}{\xi - \gamma}, \\ \Delta_2''|_{z=0} &= \frac{2}{\xi - \gamma} + \frac{4\gamma\xi - 2\gamma - 2\xi}{(\xi - \gamma)^3}, \\ \Delta_3''|_{z=0} &= \frac{4(2\gamma\xi - \gamma - \xi) - 1}{\xi - \gamma} + \frac{(2\gamma\xi - \gamma - \xi)^2}{(\xi - \gamma)^3}, \\ \Delta_4''|_{z=0} &= 2(2\gamma - 1). \end{aligned}$$

Using (50), it follows that

$$\gamma\theta_{2,h} = \frac{1}{4} \left(\frac{-(2\gamma - 1)^2}{\xi - \gamma} + \frac{(2\gamma\xi - \gamma - \xi)^2}{(\xi - \gamma)^3} \right) = \frac{\gamma(1-\gamma)(\gamma^2 + \xi - 2\gamma\xi)}{(\xi - \gamma)^3},$$

and finally, we obtain the claimed expression, that is, $\theta_{2,h} = \frac{(1-\gamma)(\gamma^2 + \xi - 2\gamma\xi)}{(\xi - \gamma)^3}$.

A.3 Proof of Theorem 3.3

Let $\{S_t\}$ be a sequence of independent $m \times n$ Haar matrices, and let $\{x_t\}$ be the sequence of iterates generated by the update (2) with $\mu_t = \theta_{1,h}/\theta_{2,h}$ and $\beta_t = 0$. Recall that we denote $\Delta_t = U^\top A(x_t - x^*)$, where $A = U\Sigma V^\top$ is a thin singular value decomposition of A . For $t \geq 0$, we have that

$$\begin{aligned} A \left(A^\top S^\top S A \right)^{-1} A^\top &= U\Sigma V^\top \left(V\Sigma U^\top S^\top S U\Sigma V^\top \right)^{-1} V\Sigma U^\top \\ &= U\Sigma V^\top V\Sigma^{-1} (U^\top S^\top S U)^{-1} \Sigma^{-1} V V^\top \Sigma U^\top \\ &= U (U^\top S^\top S U)^{-1} U^\top \end{aligned}$$

Multiplying both sides of the update formula (2) by A , subtracting Ax^* and using the normal equation $A^\top Ax^* = A^\top b$, we find that

$$A(x_{t+1} - x^*) = \left(I_n - \mu_t U (U^\top S_t^\top S_t U)^{-1} U^\top \right) A(x_t - x^*). \quad (51)$$

Multiplying both sides of (51) by U^\top , using the definition of Δ_t and the fact that $U^\top U = I_d$, it follows that

$$\begin{aligned} \Delta_{t+1} &= U^\top \left(I_n - \mu_t U (U^\top S_t^\top S_t U)^{-1} U^\top \right) A(x_t - x^*) \\ &= \left(U^\top - \mu_t U^\top U (U^\top S_t^\top S_t U)^{-1} U^\top \right) (Ax_t - Ax^*) \\ &= \left(I_d - \mu_t (U^\top S_t^\top S_t U)^{-1} \right) \Delta_t, \end{aligned}$$

and then, taking the squared norm,

$$\|\Delta_{t+1}\|^2 = \Delta_t^\top \left(I_d - \mu_t (U^\top S_t^\top S_t U)^{-1} \right)^2 \Delta_t.$$

Taking the expectation with respect to S_t and using the independence of S_t with respect to S_0, \dots, S_{t-1} , we obtain that

$$\mathbb{E}_{S_t} [\|\Delta_{t+1}\|^2] = \Delta_t^\top \mathbb{E} \left[\left(I_d - \mu_t (U^\top S_t^\top S_t U)^{-1} \right)^2 \right] \Delta_t \quad (52)$$

$$= \Delta_t^\top \left(I_d - 2\mu_t \mathbb{E} \left[(U^\top S_t^\top S_t U)^{-1} \right] + \mu_t^2 \mathbb{E} \left[(U^\top S_t^\top S_t U)^{-2} \right] \right) \Delta_t. \quad (53)$$

We write the spectral decomposition $U^\top S_t^\top S_t U = V\Sigma V^\top$ where Σ is diagonal with positive entries $\lambda_1, \dots, \lambda_d$ and $V_t = [v_1, \dots, v_d]$ is a $d \times d$ orthogonal matrix. The matrix $S_t U$ is distributed as the $m \times d$ upper-left block of an $n \times n$ Haar matrix. Therefore, $S_t U$ is right rotationally invariant, and so is the matrix V . It follows that $\lambda_i v_{ik} v_{i\ell} \stackrel{d}{=} -\lambda_i v_{ik} v_{i\ell}$ for any index i and any indices $k \neq \ell$. Then, for any $p \in \{1, 2\}$ and any $k \neq \ell$, we have

$$\mathbb{E} \left[\left((U^\top S^\top S U)^{-p} \right)_{k\ell} \right] = \sum_{i=1}^d \mathbb{E} \left[\lambda_i^{-p} v_{ik} v_{i\ell} \right] = - \sum_{i=1}^d \mathbb{E} \left[\lambda_i^{-p} v_{ik} v_{i\ell} \right],$$

which implies that the off-diagonal term $\mathbb{E} \left[\left((U^\top S^\top S U)^{-p} \right)_{k\ell} \right]$ is equal to 0. Further, by permutation invariance of the matrix V , we get that for any k ,

$$\mathbb{E} \left[\left((U^\top S^\top S U)^{-p} \right)_{kk} \right] = \frac{1}{d} \text{trace} \mathbb{E} \left[(U^\top S^\top S U)^{-p} \right],$$

or equivalently, $\mathbb{E} [(U^\top S^\top S U)^{-p}] = \theta_{p,n} I_d$ where $\theta_{p,n} := d^{-1} \text{trace} \mathbb{E} [(U^\top S^\top S U)^{-p}]$. Then, using (53), it follows that

$$\begin{aligned} \mathbb{E}_{S_t} [\|\Delta_{t+1}\|^2] &= \Delta_t^\top \left(I_d - 2\mu_t \theta_{1,n} I_d + \mu_t^2 \theta_{2,n} I_d \right) \Delta_t \\ &= (1 - 2\mu_t \theta_{1,n} + \mu_t^2 \theta_{2,n}) \cdot \|\Delta_t\|^2 \\ &= \left(1 - \frac{\theta_{1,n}^2}{\theta_{2,n}} + \left(\frac{\theta_{1,n}}{\sqrt{\theta_{2,n}}} - \mu_t \sqrt{\theta_{2,n}} \right)^2 \right) \cdot \|\Delta_t\|^2. \end{aligned}$$

By induction, we further obtain

$$\frac{\mathbb{E} [\|\Delta_t\|^2]}{\|\Delta_0\|^2} = \prod_{j=0}^{t-1} \left(1 - \frac{\theta_{1,n}^2}{\theta_{2,n}} + \left(\frac{\theta_{1,n}}{\sqrt{\theta_{2,n}}} - \mu_j \sqrt{\theta_{2,n}} \right)^2 \right).$$

Taking the limit $n \rightarrow \infty$ and using the definition $\theta_{h,p} = \lim_{n \rightarrow \infty} \theta_{p,n}$ for $p \in \{1, 2\}$, we find that

$$\lim_{n \rightarrow \infty} \frac{\mathbb{E} [\|\Delta_t\|^2]}{\|\Delta_0\|^2} = \prod_{j=0}^{t-1} \left(1 - \frac{\theta_{1,h}^2}{\theta_{2,h}} + \left(\frac{\theta_{1,h}}{\sqrt{\theta_{2,h}}} - \mu_j \sqrt{\theta_{2,h}} \right)^2 \right).$$

The above right-hand side is minimized at $\mu_j = \theta_{1,h}/\theta_{2,h}$ for all times steps $j \geq 0$, which yields the error formula

$$\lim_{n \rightarrow \infty} \frac{\mathbb{E} [\|\Delta_t\|^2]}{\|\Delta_0\|^2} = \left(1 - \frac{\theta_{1,h}^2}{\theta_{2,h}} \right)^t.$$

Plugging-in the expressions of $\theta_{1,h}$ and $\theta_{2,h}$, we obtain the claimed convergence rate ρ_h .

It remains to prove that ρ_h is the best rate one may achieve with the update (2) along with Haar embeddings. It is actually an immediate consequence of Theorem 2 by [14], whose assumptions are satisfied by Haar embeddings.

A.4 Proof of Theorem 4.2 and 4.3

Let $\{S_t\}$ be a sequence of independent $m \times n$ SRHT matrices, and let $\{x_t\}$ be the sequence of iterates generated by the update (2) with $\mu_t = \theta_{1,h}/\theta_{2,h}$ and $\beta_t = 0$. Denote $\Delta_t = U^\top A(x_t - x^*)$ the sequence of error vectors. The proof follows exactly the same lines as for Theorem 4.2 up to the relationship (53), which we recall here,

$$\mathbb{E}_{S_t} [\|\Delta_{t+1}\|^2] = \mathbb{E}_{S_t} \left[\Delta_t^\top \left(I_d - \mu_t (U^\top S_t^\top S_t U)^{-1} \right)^2 \Delta_t \right]. \quad (54)$$

Denote $Q_t = (I_d - \mu_t (U^\top S_t^\top S_t U)^{-1})^2$. It holds that $\Delta_{t+1} = Q_t \Delta_t$ as previously shown. Hence, by induction, we obtain that

$$\mathbb{E} [\|\Delta_t\|^2] = \text{trace} \mathbb{E} \left[Q_0 \dots Q_{t-1} Q_{t-1} \dots Q_0 \Delta_0 \Delta_0^\top \right]. \quad (55)$$

Using the independence of Δ_0 and the Q_i , and the assumption $\mathbb{E} [\Delta_0 \Delta_0^\top] = I_d/d$, it follows that

$$\mathbb{E} [\|\Delta_t\|^2] = \frac{1}{d} \text{trace} \mathbb{E} [Q_1 \dots Q_{t-1} Q_{t-1} \dots Q_0^2]. \quad (56)$$

It holds that the matrix Q_0^2 is asymptotically free from $Q_{t-1} \dots Q_1$. Therefore, using the trace decoupling relation (9), we have that

$$\begin{aligned} \lim_{n \rightarrow \infty} \mathbb{E} [\|\Delta_t\|^2] &= \lim_{n \rightarrow \infty} \frac{1}{d} \text{trace} \mathbb{E} [Q_1 \dots Q_{t-1} Q_{t-1} \dots Q_0^2] \\ &= \lim_{n \rightarrow \infty} \frac{1}{d} \text{trace} \mathbb{E} [Q_0^2] \cdot \lim_{n \rightarrow \infty} \frac{1}{d} \text{trace} \mathbb{E} [Q_2 \dots Q_{t-1} Q_{t-1} \dots Q_1^2] . \end{aligned}$$

Note that $\lim_{n \rightarrow \infty} \frac{1}{d} \text{trace} \mathbb{E} [Q_0^2] = (1 - 2\mu_0\theta_{1,h} + \mu_0^2\theta_{2,h})$. Repeating the same asymptotic freeness argument between Q_1^2 and $Q_{t-1} \dots Q_2$ and plugging-in $\mu_j = \theta_{1,h}/\theta_{2,h}$, we finally obtain the claimed result,

$$\begin{aligned} \lim_{n \rightarrow \infty} \mathbb{E} [\|\Delta_{t+1}\|^2] &= \prod_{j=0}^{t-1} (1 - \mu_j\theta_{1,h} + \mu_j^2\theta_{2,h}) \\ &= \left(1 - \frac{\theta_{1,h}^2}{\theta_{2,h}}\right)^t . \end{aligned}$$

The proof of Theorem 4.3 immediately follows from an alternative upper-bound on the expression (55) for the norm of the error. In particular, we note that

$$\begin{aligned} \mathbb{E} [\|\Delta_t\|^2] &= \text{trace} \mathbb{E} [Q_0 \dots Q_{t-1} Q_{t-1} \dots Q_0 \Delta_0 \Delta_0^\top] \\ &\leq \|\Delta_0 \Delta_0^\top\|_2 \text{trace} \mathbb{E} [Q_0 \dots Q_{t-1} Q_{t-1} \dots Q_0] \\ &= d \|\Delta_0\|_2^2 \frac{1}{d} \text{trace} \mathbb{E} [Q_0 \dots Q_{t-1} Q_{t-1} \dots Q_0] . \end{aligned}$$

We then combine the earlier expression (56) with the above upper-bound and complete the proof.

B Proofs of the auxiliary results

B.1 Proof of the bounds on the support of F_h

We show that the support of F_h satisfies

$$\inf \text{supp}(F_h) \geq \frac{(1 - \sqrt{\rho_g})^2}{(1 + \frac{1}{\sqrt{\xi}})^2} .$$

Let S be an $m \times n$ Haar matrix, U an $n \times d$ deterministic matrix with orthonormal columns, and S_g be an $m \times n$ matrix independent of S , with i.i.d. entries $\mathcal{N}(0, 1/m)$. Write $S_g = \Omega_\ell \Sigma \Omega_r$ a singular value decomposition of S_g . It holds that Ω_ℓ is an $m \times m$ Haar matrix, independent of the $m \times m$ diagonal matrix of singular values Σ , and $\Omega_r \stackrel{d}{=} S$, so that $\Omega_\ell \Sigma S \stackrel{d}{=} S_g$. Further, the operator norm of Σ satisfies $\lim_{n \rightarrow \infty} \|\Sigma\|_2 = \left(1 + \frac{1}{\sqrt{\xi}}\right)$ almost surely. Then,

$$\begin{aligned} \sigma_{\min}(SU) &= \min_{\|x\|=1} \|SUx\| \geq \min_{\|x\|=1} \frac{\|\Sigma SUx\|}{\|\Sigma\|_2} \\ &= \frac{1}{\|\Sigma\|_2} \cdot \min_{\|x\|=1} \|\Omega_\ell \Sigma SUx\| . \end{aligned}$$

Almost surely, $\min_{\|x\|=1} \|\Omega_\ell \Sigma Sx\| \rightarrow (1 - \sqrt{\rho_g})$ as $n \rightarrow \infty$. Thus, almost surely, $\liminf_{n \rightarrow \infty} \sigma_{\min}(SU) \geq \frac{(1 - \sqrt{\rho_g})}{(1 + \frac{1}{\sqrt{\xi}})}$, which yields the claimed lower bound on the support of F_h .

B.2 Proof of Lemma 4.1

Note that both B and D are diagonal matrices whose diagonal entries are i.i.d. random variables, and P is a permutation matrix. Define $\tilde{B} = PBP^\top$ and $\tilde{D} = P^\top DP$, then we have

$$\tilde{B} \stackrel{d}{=} B, \quad \tilde{D} \stackrel{d}{=} D$$

and

$$DP = P\tilde{D}, \quad P^\top D = \tilde{D}P^\top. \quad (57)$$

It follows that

$$\begin{aligned} U^\top P^\top DH_n DPBP^\top DH_n DPU &= U^\top P^\top DH_n P\tilde{D}B\tilde{D}P^\top H_n DPU \\ &= U^\top P^\top DH_n PB\tilde{D}^2 P^\top H_n DPU \\ &= U^\top P^\top DH_n PBP^\top H_n DPU \\ &= U^\top P^\top DH_n \tilde{B}H_n DPU \\ &\stackrel{d}{=} U^\top P^\top DH_n BH_n DPU, \end{aligned}$$

where the first equation follows from (57), the second equation holds because \tilde{D} and B are diagonal so they commute, while the third equation holds because $\tilde{D}^2 = I_n$.

B.3 Proof of the identity (28)

We note that

$$\begin{aligned} F_{G_n}(x) &\stackrel{d}{=} \left(1 - \frac{\tilde{d}}{n}\right) \mathbf{1}_{\{x \geq 0\}} + \frac{1}{n} \sum_{j=1}^{\tilde{d}} \mathbf{1}_{\{x \geq \lambda_j\}} \\ &= \left(1 - \frac{\tilde{d}}{n}\right) \mathbf{1}_{\{x \geq 0\}} + \frac{d}{n} \cdot \frac{1}{\tilde{d}} \sum_{j=1}^{\tilde{d}} \mathbf{1}_{\{x \geq \lambda_j\}} \\ &= \left(1 - \frac{\tilde{d}}{n}\right) \mathbf{1}_{\{x \geq 0\}} + \frac{d}{n} \left(F_{S,n}(x) - \left(\frac{d - \tilde{d}}{d}\right) \mathbf{1}_{\{x \geq 0\}} \right) \\ &= \left(1 - \frac{d}{n}\right) \mathbf{1}_{\{x \geq 0\}} + \frac{d}{n} F_{S,n}(x), \end{aligned}$$

which proves (28).