

Molecular Communication in H -Diffusion

Dung Phuong Trinh, Youngmin Jeong, Hyundong Shin, and Moe Z. Win

Abstract

The random propagation of molecules in a fluid medium is characterized by the spontaneous diffusion law as well as the interaction between the environment and molecules. In this paper, we embody the anomalous diffusion theory for modeling and analysis in molecular communication. We employ H -diffusion to model a non-Fickian behavior of molecules in diffusive channels. H -diffusion enables us to model anomalous diffusion as the subordinate relationship between self-similar parent and directing processes and their corresponding probability density functions with two H -variates in a unified fashion. In addition, we introduce standard H -diffusion to make a bridge of normal diffusion across well-known anomalous diffusions such as space-time fractional diffusion, Erdélyi-Kober fractional diffusion, grey Brownian motion, fractional Brownian motion, and Brownian motion. We then characterize the statistical properties of uncertainty of the random propagation time of a molecule governed by H -diffusion laws by introducing a general class of molecular noise—called H -noise. Since H -noise can be an algebraic tailed process, we provide a concept of H -noise power using finite logarithm moments based on zero-order statistics. Finally, we develop a unifying framework for error probability analysis in a timing-based molecular communication system with a concept of signal-to-noise power ratio.

Index Terms

Anomalous diffusion, bit error rate, Fox's H -function, H -transform, noise power, molecular communication, molecular noise, subordinated process, symbol error probability.

D. P. Trinh, Y. Jeong, and H. Shin are with the Department of Electronic Engineering, Kyung Hee University, 1732 Deogyong-daero, Giheung-gu, Yongin-si, Gyeonggi-do 17104 Korea (e-mail: {dungtp, yjeong, hshin}@khu.ac.kr).

M. Z. Win is with the Laboratory for Information and Decision Systems (LIDS), Massachusetts Institute of Technology, 77 Massachusetts Avenue, Cambridge, MA 02139 USA. (e-mail: moewin@mit.edu).

I. INTRODUCTION

Nanotechnology has been highlighted for various applications such as medical systems, health-care systems, nano-material, nano-machinery, nanoscale communication networks, and molecular communication systems. In particular, molecular communication is an emerging technology for communication between nanomachines where information is conveyed by means of molecules [1]–[3]. In *passive transport* molecular communication, the random propagation of molecules in a fluid medium such as air, water, or blood vessels in human tissue can be solely determined by the law of diffusion or can be subjected to unpredictable turbulence caused by the environment.¹ Therefore, it is crucial to consider for the spontaneous diffusion law as well as non-predictable turbulence in the fluid medium in characterizing molecular communication.

Brownian motion describes an ideal diffusion environment where the movement of molecules in the fluid medium is induced by their collisions. This diffusion can be modeled by Fick’s laws where the homogeneous diffusion coefficient can be applied both in space and time, assuming that each molecule propagates independently. Due to the mathematical convenience—i.e., the time evolution of the probability density function (PDF) associated with the position of the molecule is normally distributed with zero mean—rather than the accuracy of diffusion models, Brownian motion has been widely used to model a molecular communication channel (see, e.g., [1], [4]–[8] and references therein). However, the extraordinary diffusion phenomenon, called *anomalous diffusion* or non-Fickian diffusion, was discovered in crowded, heterogeneous, or complex structure systems, (e.g., the particles in heterogeneous porous media [9], [10], in cytoplasm [11], and in the rotating flow [12], magnetic resonance in excised human tissue [13], telomeres in nucleus of mammalian cells [14]) where the anomalous diffusion process does not obey the linear relationship between mean square displacement and time, in contrast to the ideal diffusion process [15]–[18]. This highly motivates the use of anomalous diffusion in molecular communication for a wide range of applications [19]–[21].² In [19], the one-dimensional anomalous diffusion propagation was considered and the error rate was analyzed

¹According to the type of molecule propagation, the mechanisms of molecular communication can be classified into *active transport* and *passive transport*. In active transport molecular communication, molecules propagate through predefined pathways such as a molecular motor, while in passive transport molecular communication, molecules are released through spontaneous diffusion.

²Experimental data obtained using molecular communication platforms showed that the end-to-end molecular communication channel has a nonlinearity, unlike many previously developed molecular communication channel models [22].

for timing and amplitude modulations. This work further extended to a connectivity problem with a random time constraint in a one-dimensional nanonetwork, where the random locations of molecules at the initial time are modeled by poisson point process [20]. The Cox process has been considered in [21] to capture the dynamic variation of the molecule concentration arising from the mobility of anomalously diffusive molecules, and the spatial ordering of the molecular communication performance has been characterized in terms of the error rate in the presence of interfering molecules. However, there is no comprehensive study on the modeling of anomalous diffusion channels in the context of molecular communication.

Various anomalous diffusion processes typically can be modeled numerous ways including continuous random walk (CTRW), generalized diffusion equation, generalized master equation, fractional Brownian motion, and fractional kinetic equation (fractional diffusion equation) [15], [23]–[25].³ In particular, the CTRW simply describes diffusion of molecules in the medium with arbitrary distributions of jump lengths and waiting times.⁴ In addition, the combination of a stochastic operational time—a *directing process*—and the *self-similar parent process* is equivalent to the subordination integral mechanism for the product of two random variables in the context of subordinated processes [28]–[31].⁵ This subordination law generates the solution of the fractional diffusion equation in purely analytical ways using the machinery offered by convolution properties of the Mellin transform.⁶

In this paper, we embody anomalous diffusion according to the self-similar processes. To this end, we introduce the H -process by capturing the concept of H -variate that is the versatile family of statistical distributions [37]. Therefore, the H -process is well diversified including various typical stochastic processes as special cases. Furthermore, the modeling and analysis framework based on H -theory falls into the H -transform framework [21], [37]; hence, the framework serves

³The master equation for Brownian motion is the standard linear diffusion equation. Its fundamental solution is coined with the Gaussian density function, where the spatial variance increases linearly in time.

⁴The CTRW can be considered as diffusion governed by a space-time fractional diffusion equation, where probabilities for jump length and waiting time behave asymptotically like powers with negative exponents related to the orders of the fractional derivatives, which is called *parametric subordination* [26], [27].

⁵A natural way to derive subordination formulas for the fractional diffusion processes is called the *stochastic method* [32]–[34], in contrast to the subordination integral mechanism method.

⁶The Mellin and convolution operators are essential to provide a systematic language in dealing with communication performance by averaging of nonnegative random variables in wireless communication systems [35]–[38] using a general integral transform—called an H -transform.

as a systematic method in a unified fashion to model the anomalous diffusion channel and analyze the molecular communication system by the virtue of Mellin and convolution operators of two H -functions, covering various typical diffusion models. The main contributions of this paper can be summarized as follows:

- By introducing a new class of stochastic self-similar processes, namely an H -process and a symmetric H -process (see Definition 3 and Definition 4), we show that the parent-directing subordination process—which consists of the parent H -process and directing H -process—is again an H -process (see Theorem 1). Using these two self-similar H -processes, we introduce H -diffusion (see Definition 5), which can encompass most typical anomalous diffusion types such as space-time fractional diffusion (ST-FD), space fractional diffusion (S-FD), time fractional diffusion (T-FD), Erdélyi-Kober fractional diffusion (EK-FD), and grey Brownian motion (GBM) as its special cases. Specifically, we define standard H -diffusion (SHD) which allows to model fractional Brownian motion (FBM) and Brownian motion (BM) as well as typical anomalous types of H -diffusion as special cases (see Definition 6).
- We present a new class of molecular noise—namely, H -noise—to develop a unifying framework for characterizing statistical properties of uncertainty of the random propagation time of a molecule (see Definition 7). We derive the first passage time (FPT) of an anomalous diffusive molecule in terms of H -variate (see Theorem 2), which acts as the unique source of uncertainty in diffusive molecular communication. The H -noise is well-diversified to various types of molecular noise models such as Lévy distribution noise for various diffusion scenarios. Then, we put forth an H -noise tail (see Theorem 3) and finite logarithm moments of H -noise (see Theorem 4) to describe algebraic-tailed and heavy-tailed distribution properties of the H -noise. We quantify the geometric power of H -noise—namely, H -noise power coined with the fractional lower-order statistics and zero-order statistics (see Corollary 3 and Remark 9).
- We characterize the effect of anomalous diffusion on the error probability in timing-based molecular communication. We first develop the unifying error probability analysis for multiple number of transmitted molecules with the M -ary modulation technique (see Theorem 5). The first arrival detection method is adopted to carry out the simplified decoding process at a receive nanomachine (RN) using the statistic of the first arrival molecule among multiple released molecules at a transmit nanomachine (TN) (see Proposition 1). For SHD, we define

a signal-to-noise ratio (SNR) based on the geometric power of H -noise (see Definition 8) and characterize the high-SNR behavior of the error probability in terms of the high-SNR slope and high-SNR power offset for anomalous diffusion-based molecular communication (see Corollary 4).

Throughout the paper, we shall adopt the notation that random variables are displayed in sans serif, upright font; their realizations in serif, italic font. For example, a random variable and its realization are denoted by x and x , respectively. The basic operations on the H -function can be found in Table I (see also [37]). We relegate the glossary of notations and symbols used in the paper to Appendix A. In Appendix B, we briefly introduce the special functions which are frequently used in the context of diffusion theory, fractional diffusion theory, and molecular communication. H -representation for stable distributions is provided in Appendix C, which is required to develop a framework for modeling and analysis in molecular communication.

II. H -DIFFUSION MODELING

In this section, we begin by reviewing the subordination law with self-similar processes for modeling anomalous diffusion [30], [31]. Then, we introduce an H -diffusion model, which can span a wide range of well-established anomalous diffusion types.

A. H -Variables

We use the representation of Fox's H -function defined in [37] (see also Appendix A) for notational simplicity as [37, Eq. (245)]:

$$H_{p,q}^{m,n}(x; \mathbf{P}) = \kappa H_{p,q}^{m,n} \left[cx \left| \begin{array}{l} (\mathbf{a}, \mathbf{A}) \\ (\mathbf{b}, \mathbf{B}) \end{array} \right. \right] \quad (x > 0), \quad (1)$$

where $\mathbf{P} = (\kappa, c, \mathbf{a}, \mathbf{b}, \mathbf{A}, \mathbf{B})$ is the parameter sequence satisfying the necessary conditions [37, Remark 7] to be a density function. By convention, letting the *null* sequences be $\mathbf{P}_\emptyset = (1, 1, -, -, -, -)$ and $\mathbf{O}_\emptyset = (0, 0, 0, 0)$, we define

$$H_{0,0}^{0,0}(x; \mathbf{P}_\emptyset) = \delta(x - 1). \quad (2)$$

Definition 1 (H-Variable [37]): A nonnegative random variable x is said to have an H -distribution with the order sequence $\mathbf{O} = (m, n, p, q)$ and the parameter sequence $\mathbf{P} = (\kappa, c, \mathbf{a}, \mathbf{b}, \mathbf{A}, \mathbf{B})$, denoted by $x \sim \mathcal{H}(\mathbf{O}, \mathbf{P})$ or simply $x \sim \mathcal{H}_{p,q}^{m,n}(\mathbf{P})$, if its PDF is given by

$$p_x(x) = H_{p,q}^{m,n}(x; \mathbf{P}) \quad (x > 0), \quad (3)$$

TABLE I
OPERATIONS ON THE ORDER AND PARAMETER SEQUENCES OF FOX'S H -FUNCTION

Operation	Symbol	Order or parameter sequence
Scaling	$\mathcal{P} \alpha$	$\left(\frac{\kappa}{\alpha}, \frac{c}{\alpha}, \mathbf{a}, \mathbf{b}, \mathcal{A}, \mathcal{B}\right)$
Conjugate	$\langle\gamma \mathcal{P}$	$\left(\frac{\kappa}{c\gamma}, c, \mathbf{a} + \gamma\mathcal{A}, \mathbf{b} + \gamma\mathcal{B}, \mathcal{A}, \mathcal{B}\right)$
Elementary	$\langle\alpha, \beta, \gamma \mathcal{P}$	$\left(\frac{\kappa}{(\alpha c)^{\beta\gamma}}, (\alpha c)^{\beta}, \mathbf{a} + \beta\gamma\mathcal{A}, \mathbf{b} + \beta\gamma\mathcal{B}, \beta\mathcal{A}, \beta\mathcal{B}\right)$
Inverse	\mathcal{O}^{-1}	(n, m, q, p)
	\mathcal{P}^{-1}	$\left(\kappa, \frac{1}{c}, \mathbf{1}_q - \mathbf{b}, \mathbf{1}_p - \mathbf{a}, \mathcal{B}, \mathcal{A}\right)$
Mellin	$\mathcal{O}_1 \boxtimes \mathcal{O}_2$	$(m_1 + m_2, n_1 + m_2, p_1 + q_2, q_1 + p_2)$
	$\mathcal{P}_1 \boxtimes \mathcal{P}_2$	$\left(\frac{\kappa_1 \kappa_2}{c_2}, \frac{c_1}{c_2}, \mathbf{a}, \mathbf{b}, \mathcal{A}, \mathcal{B}\right)$ $\begin{cases} \mathbf{a} = (\mathbf{a}_1, \mathbf{1}_{q_2} - \mathbf{b}_2 - \mathcal{B}_2, \mathbf{a}_1) \\ \mathbf{b} = (\mathbf{b}_1, \mathbf{1}_{p_2} - \mathbf{a}_2 - \mathcal{A}_2, \mathbf{b}_1) \\ \mathcal{A} = (\mathcal{A}_1, \mathcal{B}_2, \mathcal{A}_1) \\ \mathcal{B} = (\mathcal{B}_1, \mathcal{A}_2, \mathcal{B}_1) \end{cases}$ (or [37, Eqs. (30), (31)])
Convolution	$\mathcal{O}_1 \boxplus \mathcal{O}_2$	$(m_1 + m_2, n_1 + n_2, p_1 + p_2, q_1 + q_2)$
	$\mathcal{P}_1 \boxplus \mathcal{P}_2$	$(\kappa_1 \kappa_2, c_1 c_2, \mathbf{a}, \mathbf{b}, \mathcal{A}, \mathcal{B})$ $\begin{cases} \mathbf{a} = (\mathbf{a}_1, \mathbf{a}_2, \mathbf{a}_1) \\ \mathbf{b} = (\mathbf{b}_1, \mathbf{b}_2, \mathbf{b}_1) \\ \mathcal{A} = (\mathcal{A}_1, \mathcal{A}_2, \mathcal{A}_1) \\ \mathcal{B} = (\mathcal{B}_1, \mathcal{B}_2, \mathcal{B}_1) \end{cases}$ (or [37, Eqs. (42), (43)])

Note) $\alpha, \beta \in \mathbb{R}_{++}$, $\gamma \in \mathbb{C}$, $\ell \in \mathbb{N}$

with the set of parameters satisfying a distributional structure such that $p_x(x) \geq 0$ for all $x > 0$ and $\int_0^\infty p_x(x) dx = 1$.

Definition 2 (Symmetric H -Variable): A symmetric random variable y is said to have a symmetric H -distribution, denoted by $y \sim \bar{\mathcal{H}}_{p,q}^{m,n}(\mathcal{P})$, if $|y| \sim \mathcal{H}_{p,q}^{m,n}(\mathcal{P})$, that is, its PDF is $p_y(y) = \frac{1}{2} H_{p,q}^{m,n}(|y|; \mathcal{P})$ for $y \in \mathbb{R}$.

The cumulative distribution function (CDF), moment generating function (MGF), and moments of the symmetric H -variable are given in Table II. Note that the CDF, MGF, and moments of the H -variable can be found in [37, Table IV].

B. H -Diffusion

A concept of *diffusion* is originated from modeling the spread of molecular concentration in a medium caused by the random motion of molecules [39]. Some anomalous diffusion processes are well-defined by continuous time random walk [26], [28], [31] or Gaussian processes with time subordination [30], [40], [41], which are also well-defined by a subordinated process with a self-similar parent process and a self-similar directing process. This model enables us to generate the fundamental solution of a given diffusion equation using the Mellin convolution of two independent random variables whose density functions are governed by the subordination law [30], [31]. In the following theorem, we introduce a versatile family of diffusion established by the subordination law.

Remark 1 (Self-Similarity): A stochastic process $\{s(t); t \geq 0\}$ is self-similar if, for any $a \in \mathbb{R}_{++}$, there exists $b \in \mathbb{R}_{++}$ such that [42], [43]

$$s(at) \stackrel{d}{=} bs(t). \quad (4)$$

If the self-similar process $\{s(t)\}$ is (i) nontrivial,⁷ (ii) stochastically continuous, and (iii) $s(0) = 0$ almost surely, then there exists the self-similarity exponent $\omega \in \mathbb{R}_{++}$ for any a such that $b = a^\omega$, and for any $t > 0$:

$$s(t) \stackrel{d}{=} t^\omega s(1). \quad (5)$$

Definition 3 (H -Process): A nonnegative self-similar process $\{x(t); t \geq 0\}$ is said to be an H -process with the exponent $\omega \in \mathbb{R}_{++}$, denoted by $\{x(t); t \geq 0\} \sim \{\mathcal{H}_{p,q}^{m,n}(\boldsymbol{\mathcal{P}}), \omega\}$, if $x(t) \sim \mathcal{H}_{p,q}^{m,n}(\boldsymbol{\mathcal{P}} | t^\omega)$ for $t > 0$.

Definition 4 (Symmetric H -Process): A symmetric $\{y(t); t \geq 0\}$ is said to be a *symmetric H -process* with the exponent $\omega \in \mathbb{R}_{++}$, denoted by $\{y(t); t \geq 0\} \sim \{\bar{\mathcal{H}}_{p,q}^{m,n}(\boldsymbol{\mathcal{P}}), \omega\}$, if $y(t)$ is a self-similar process and $y(t) \sim \bar{\mathcal{H}}_{p,q}^{m,n}(\boldsymbol{\mathcal{P}} | t^\omega)$ for $t > 0$.

Theorem 1 (H -Subordination): Let $\{p(t); t \geq 0\} \sim \{\mathcal{H}_{p_1,q_1}^{m_1,n_1}(\boldsymbol{\mathcal{P}}_1), \omega_1\}$ be a parent H -process independent of a directing H -process $\{d(t); t \geq 0\} \sim \{\mathcal{H}_{p_2,q_2}^{m_2,n_2}(\boldsymbol{\mathcal{P}}_2), \omega_2\}$. Then, a parent-directing subordinated process $\{x(t) = p(d(t)); t \geq 0\}$ is again an H -process with the self-similar exponent $\omega_1\omega_2$, that is,

$$\{x(t); t \geq 0\} \sim \{\mathcal{H}_{p_1+p_2, q_1+q_2}^{m_1+m_2, n_1+n_2}(\boldsymbol{\mathcal{P}}_{(\omega_1)}), \omega_1\omega_2\} \quad (6)$$

⁷A process $\{x(t); t \geq 0\}$ is a trivial process or a deterministic process if $x(t)$ is constant or its distribution $p_{x(t)}(x)$ is a δ -distribution for every $t \geq 0$ [44, Definition 13.6].

TABLE II
CDF, MGF, AND MOMENTS OF SYMMETRIC H -VARIABLE $y \sim \mathcal{H}_{p,q}^{m,n}(\boldsymbol{\mathcal{P}})$

Statistics	Symbol	Function representation	Parameter sequence
CDF	$F_y(y)$	$\frac{1}{2} + \text{sgn}(x) H_{p+1,q+1}^{m,n+1}(x ; \boldsymbol{\mathcal{P}}_{\text{cdf}} \boxplus \langle 1 \boldsymbol{\mathcal{P}})$	$\boldsymbol{\mathcal{P}}_{\text{cdf}} = (1, 1, (1, -), (-, 0), (1, -), (-, 1))$
MGF	$\phi_y(s)$	$\frac{1}{2} H_{q,p+1}^{n+1,m}(s; \boldsymbol{\mathcal{P}}_{\text{exp}} \boxminus \boldsymbol{\mathcal{P}}) + \frac{1}{2} H_{q,p+1}^{n+1,m}(-s; \boldsymbol{\mathcal{P}}_{\text{exp}} \boxminus \boldsymbol{\mathcal{P}})$	$\boldsymbol{\mathcal{P}}_{\text{exp}} = (1, 1, -, (0, -), -, (1, -))$
Moment	$\langle y^\ell \rangle$	$\begin{cases} \frac{\kappa}{c^{\ell+1}} \frac{\prod_{j=1}^m \Gamma(b_j + (\ell+1)\beta_j) \prod_{j=1}^n \Gamma(1 - a_j - (\ell+1)\alpha_j)}{\prod_{j=n+1}^p \Gamma(a_j + (\ell+1)\beta_j) \prod_{j=m+1}^q \Gamma(1 - b_j - (\ell+1)\beta_j)}, \\ 0, \text{ if } \ell \text{ is odd number} \end{cases}$	–

with

$$\boldsymbol{\mathcal{P}}_{(\omega_1)} = \boldsymbol{\mathcal{P}}_1 \boxplus \langle 1, \omega_1, 1/\omega_1 - 1 | \boldsymbol{\mathcal{P}}_2 \quad (7)$$

where $\langle \alpha, \beta, \gamma |$, and \boxplus are the elementary and convolution operations on the parameter sequence [37, Table III].

Proof: Since the parent process $\{\mathfrak{p}(t)\}$ and the directing process $\{\mathfrak{d}(t)\}$ are self-similar processes, the subordinated process $\{\mathfrak{x}(t)\}$ is again a self-similar process as follows:

$$\begin{aligned} \mathfrak{x}(t) &\stackrel{\text{d}}{=} \mathfrak{p}(t^{\omega_2} \mathfrak{d}(1)) \\ &\stackrel{\text{d}}{=} t^{\omega_1 \omega_2} \mathfrak{p}(\mathfrak{d}(1)) \\ &= t^{\omega_1 \omega_2} \mathfrak{p}(1) \mathfrak{d}(1)^{\omega_1}, \end{aligned} \quad (8)$$

where the last equality follows from the subordination formula

$$\begin{aligned} p_{\mathfrak{x}(1)}(x) &= \int_0^\infty p_{\mathfrak{p}(\tau)}(x) p_{\mathfrak{d}(1)}(\tau) d\tau \\ &= \int_0^\infty p_{\mathfrak{p}(1)}\left(\frac{x}{\tau^{\omega_1}}\right) p_{\mathfrak{d}(1)}(\tau) \frac{d\tau}{\tau^{\omega_1}}. \end{aligned} \quad (9)$$

In addition, $\mathfrak{p}(1) \mathfrak{d}(1)^{\omega_1}$ has an H -distribution by [37, Theorem 1]. Using (8), and the fact that $\alpha w \sim \mathcal{H}_{p,q}^{m,n}(\boldsymbol{\mathcal{P}} | \alpha)$ if $w \sim \mathcal{H}_{p,q}^{m,n}(\boldsymbol{\mathcal{P}})$ for $\alpha > 0$, we have

$$\mathfrak{x}(t) \sim \mathcal{H}_{p_1+p_2, q_1+q_2}^{m_1+m_2, n_1+n_2}(\boldsymbol{\mathcal{P}}_{(\omega_1)} | t^{\omega_1 \omega_2}) \quad (10)$$

which completes the proof. □

Definition 5 (H-Diffusion): Let $\{p(t); t \geq 0\} \sim \{\bar{\mathcal{H}}_{p_1, q_1}^{m_1, n_1}(\mathbf{P}_1), \omega_1\}$ be a symmetric H -process independent of a directing H -process $\{d(t); t \geq 0\} \sim \{\mathcal{H}_{p_2, q_2}^{m_2, n_2}(\mathbf{P}_2), \omega_2\}$. Then, a subordinated process $\{x(t) = p(d(t)); t \geq 0\}$ is said to be H -diffusion, denoted by

$$\{x(t); t \geq 0\} \sim \left\{ \bar{\mathcal{H}}_{p_1: p_2, q_1: q_2}^{m_1: m_2, n_1: n_2}(\mathbf{P}_1, \mathbf{P}_2; \omega_1, \omega_2) \right\}.$$

Corollary 1: Using the same argument in Theorem 1, we can see that H -diffusion is again a symmetric H -process with the self-similar exponent $\omega_1\omega_2$:

$$\{x(t); t \geq 0\} \sim \left\{ \bar{\mathcal{H}}_{p_1+p_2, q_1+q_2}^{m_1+m_2, n_1+n_2}(\mathbf{P}_{(\omega_1)}), \omega_1\omega_2 \right\} \quad (11)$$

where $\mathbf{P}_{(\omega_1)}$ is given in (7). If a particle is released into a fluid medium governed by this H -diffusion process, at time $t = 0$ at position $x = 0$, then the particle's position at time $t > 0$ is the symmetric H -variable

$$x(t) \stackrel{d}{=} t^{\omega_1\omega_2} p(1) d(1)^{\omega_1} \quad (12)$$

$$\sim \bar{\mathcal{H}}_{p_1+p_2, q_1+q_2}^{m_1+m_2, n_1+n_2}(\mathbf{P}_{(\omega_1)} | t^{\omega_1\omega_2}) \quad (13)$$

where $p(1) \sim \bar{\mathcal{H}}_{p_1, q_1}^{m_1, n_1}(\mathbf{P}_1)$, and $d(1) \sim \mathcal{H}_{p_2, q_2}^{m_2, n_2}(\mathbf{P}_2)$.

Remark 2 (Mean-Square Displacement): A particle is released into a fluid medium, governed by this H -diffusion process, at time $t = 0$ at position $x = 0$. Thus, the particle's position at time $t > 0$ is the symmetric H -variable (see Corollary 1)

$$x(t) \sim \bar{\mathcal{H}}_{p_1+p_2, q_1+q_2}^{m_1+m_2, n_1+n_2}(\mathbf{P}_{(\omega_1)} | t^{\omega_1\omega_2}) \quad (14)$$

Hence, the mean-square displacement (MSD) of the particle is

$$\langle |x(t)|^2 \rangle \propto t^{2\omega_1\omega_2} \quad (15)$$

where $2\omega_1\omega_2$ represents the diffusion exponent. Using this exponent, we can classify diffusion into three types: i) subdiffusion for $0 < \omega_1\omega_2 < 1/2$, ii) normal diffusion for $\omega_1\omega_2 = 1/2$, and iii) superdiffusion for $\omega_1\omega_2 > 1/2$.

Remark 3: Since the H -distribution can span a wide range of statistical distributions, H -diffusion encompasses various types of anomalous diffusion processes as special cases, including Lévy flight, space-time fractional diffusion, and Erdélyi-Kober fractional diffusion (generalized grey Brownian motion). Moreover, the probability density of molecule location x at given time t can be found from Mellin and convolution operations of two H -functions [37]. However, since the H -process needs to be a nontrivial process (it is a necessary condition for the existence

TABLE III
TYPICAL ANOMALOUS DIFFUSION MODELS AS SPECIAL CASES OF H -DIFFUSION AND NORMAL DIFFUSION

Diffusion $h(t)$	Parent $p(1) \sim \bar{\mathcal{H}}(\mathbf{O}_1, \mathbf{P}_1)$		Directing $d(1) \sim \mathcal{H}(\mathbf{O}_2, \mathbf{P}_2)$		ω_1	ω_2
	\mathbf{O}_1	\mathbf{P}_1	\mathbf{O}_2	\mathbf{P}_2		
ST-FD	(1, 1, 2, 2)	$\left(\frac{2}{\alpha}, 1, \left(1 - \frac{1}{\alpha}, \frac{1}{2}\right), \left(0, \frac{1}{2}\right), \left(\frac{1}{\alpha}, \frac{1}{2}\right), \left(1, \frac{1}{2}\right)\right)$	(1, 0, 1, 1)	(1, 1, 1 - β , 0, β , 1)	1/ α	β
S-FD	(1, 1, 2, 2)	$\left(\frac{2}{\alpha}, 1, \left(1 - \frac{1}{\alpha}, \frac{1}{2}\right), \left(0, \frac{1}{2}\right), \left(\frac{1}{\alpha}, \frac{1}{2}\right), \left(1, \frac{1}{2}\right)\right)$	(0, 1, 1, 1)	$\left(\frac{\cos(\frac{\pi\beta}{2})^{\alpha d}}{\beta}, \cos(\frac{\pi\beta}{2})^\beta, 1 - \frac{1}{\beta}, 0, \frac{1}{\beta}, 1\right)$	1/ α	1/ β
T-FD	(1, 0, 1, 1)	$\left(1, 1, \frac{1}{2}, 0, \frac{1}{2}, 1\right)$	(1, 0, 1, 1)	(1, 1, 1 - β , 0, β , 1)	1/2	β
EK-FD	(1, 0, 0, 1)	$\left(\frac{1}{2\sqrt{\pi}}, \frac{1}{2}, -, 0, -, \frac{1}{2}\right)$	(1, 0, 1, 1)	(1, 1, 1 - β , 0, β , 1)	1/2	α
GBM	(1, 0, 0, 1)	$\left(\frac{1}{2\sqrt{\pi}}, \frac{1}{2}, -, 0, -, \frac{1}{2}\right)$	(1, 0, 1, 1)	(1, 1, 1 - β , 0, β , 1)	1/2	β
FBM	(1, 0, 0, 1)	$\left(\frac{1}{2\sqrt{\pi}}, \frac{1}{2}, -, 0, -, \frac{1}{2}\right)$	(0, 0, 0, 0)	(1, 1, -, -, -, -)	$\alpha/2$	-
BM	(1, 0, 0, 1)	$\left(\frac{1}{2\sqrt{\pi}}, \frac{1}{2}, -, 0, -, \frac{1}{2}\right)$	(0, 0, 0, 0)	(1, 1, -, -, -, -)	1/2	-

(Note) $\alpha \in (0, 2]$, $\beta \in (0, 1)$, $\omega_1, \omega_2 \in \mathbb{R}_{++}$

of self-similarity exponent), H -diffusion cannot cover the family of Brownian motions, whose *directing process* is a trivial process.⁸ For example, the directing process of FBM and BW has the form of dirac delta function.

Corollary 2 (Fractional Brownian Motion): Let $p_{d(t)}(\tau) = H_{0,0}^{0,0}\left(\frac{\tau}{t}; \mathbf{P}_\emptyset\right)$. Then, the subordinated process $\{x(t); t \geq 0\}$ becomes the parent H -process $\{p(t); t \geq 0\}$ as

$$\begin{aligned}
p_{x(t)}(x) &= \int_0^\infty p_{p(1)}\left(\frac{x}{\tau^{\omega_1}}\right) H_{0,0}^{0,0}\left(\frac{\tau}{t}; \mathbf{P}_\emptyset\right) \frac{d\tau}{\tau^{\omega_1}} \\
&= \int_0^\infty p_{p(1)}\left(\frac{x}{\tau^{\omega_1}}\right) \delta\left(\frac{\tau}{t} - 1\right) \frac{d\tau}{\tau^{\omega_1}} \\
&= p_{p(t)}(x).
\end{aligned} \tag{16}$$

With the symmetric Gaussian process of the parent H -process, that is,

$$\{x(t); t \geq 0\} = \{p(t); t \geq 0\} \sim \{\bar{\mathcal{H}}_{0,1}^{1,0}(\mathbf{P}_1), \omega_1\} \tag{17}$$

where $\mathbf{P}_1 = \left(\frac{1}{2\sqrt{\pi}}, \frac{1}{2}, -, 0, -, \frac{1}{2}\right)$, $x(t)$ is FBM. Specifically, $x(t)$ is called BM when $\omega_1 = 1/2$.

Table III shows the typical anomalous diffusion models as special cases of H -diffusion and fractional Brownian motion.

⁸By the definition, the family of Brownian motions is H -process but cannot be called H -diffusion because its directing process is the δ -distribution. See Corollary 2 and Table III.

C. Standard H -diffusion

In this subsection, we define SHD coined with special cases of the H -process, namely, symmetric Lévy stable, M -Wright, and one-sided Lévy stable processes [29], [31], [45]. Furthermore, SHD allows to model the FBM and BM as special cases, which have a shared boundary with H -diffusion.

Definition 6 (Standard H -Diffusion): Let

$$\{x(t); t \geq 0\} \sim \{\mathcal{H}_{2:1,2:1}^{1:1,1:0}(\mathcal{P}_{(\alpha_1)}|\beta_1), \mathcal{P}_{(\alpha_2)}|\beta_2; \omega_1, \omega_2)\} \quad (18)$$

with the parameter sequences

$$\begin{aligned} \mathcal{P}_{(\alpha_1)} &= \left(\frac{2}{\alpha_1}, 1, \left(1 - \frac{1}{\alpha_1}, \frac{1}{2}\right), \left(0, \frac{1}{2}\right), \left(\frac{1}{\alpha_1}, \frac{1}{2}\right), \left(1, \frac{1}{2}\right) \right) \\ \mathcal{P}_{(\alpha_2)} &= \left(1, 1, 1 - \alpha_2, 0, \alpha_2, 1 \right) \end{aligned} \quad (19)$$

for $\alpha_1 \in (0, 2]$, $\alpha_2 \in (0, 1]$, and $\beta_1, \beta_2 \in \mathbb{R}_{++}$ be SHD. Then, the molecule's position $x(t)$ governed by SHD is the symmetric H -variate

$$x(t) \sim \bar{\mathcal{H}}_{3,3}^{2,1}(\hat{\mathcal{P}}_{(\omega_1, \alpha_1, \alpha_2)}|\beta_1\beta_2^{\omega_1}t^{\omega_1\omega_2}) \quad (20)$$

where the parameter sequence $\hat{\mathcal{P}}_{(\omega_1, \alpha_1, \alpha_2)}$ is given by

$$\hat{\mathcal{P}}_{(\omega_1, \alpha_1, \alpha_2)} = \left(\frac{2}{\alpha_1}, 1, \left(1 - \frac{1}{\alpha_1}, 1 - \omega_1\alpha_2, \frac{1}{2}\right), \left(0, 1 - \omega_1, \frac{1}{2}\right), \left(\frac{1}{\alpha_1}, \omega_1\alpha_2, \frac{1}{2}\right), \left(1, \omega_1, \frac{1}{2}\right) \right). \quad (21)$$

Remark 4: The symmetric H -variate $p(1)$ in SHD follows a stable distribution with a characteristic exponent α_1 and scaling parameter $\beta_1^{\alpha_1}$, i.e., $p(1) \sim \mathcal{S}(\alpha_1, 0, \beta_1^{\alpha_1}, 0)$ (see Appendix C), while the H -variate $d(1)$ is distributed as an M -Wright function with the parameter α_2 and scaling parameter β_2 [46]. Note that $d(1)$ can be obtained from the extremal nonnegative strictly stable random variable $s \sim \mathcal{S}(\alpha_2, 1, \cos(\pi\alpha_2/2)/\beta_2, 0)$ such that

$$d(1) \sim s^{-\alpha_2}. \quad (22)$$

The stable distribution can explain the heavy-tailed distribution of the stochastic jump process. The M -Wright function can be used as a generalization of the Gaussian density for fractional diffusion processes, which plays the key role to describe both slow and fast types of diffusion phenomena in anomalous diffusion [46]–[48].⁹ Therefore, SHD can well describe the various

⁹The nonnegative stable random variable is also known as a possible solution for the waiting time distribution in CTRW. Specifically, the Mittag-Leffler distribution, which has a stretched (natural generalization of) exponential distribution, is used for the waiting time distribution in CTRW as a special case [49]–[52].

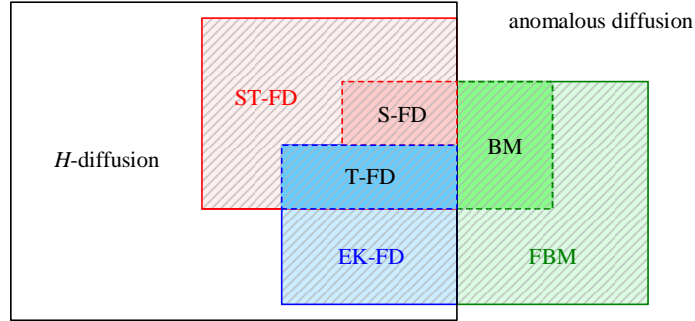


Fig. 1. A Venn diagram displays anomalous diffusion sets with their relationship. SHD covers the shaded area.

typical anomalous diffusion models with unit scaling parameters $\beta_1 = \beta_2 = 1$: i) ST-FD with a set of parameters $(\alpha_1, \alpha_2, \omega_1, \omega_2) = (\alpha, \beta, 1/\alpha, \beta)$; ii) EK-FD with $(\alpha_1, \alpha_2, \omega_1, \omega_2) = (2, \beta, 1/2, \alpha)$; iii) grey Brownian motion when $(\alpha_1, \alpha_2, \omega_1, \omega_2) = (2, \beta, 1/2, \beta)$; and iv) standard normal diffusion (Brownian motion) with $(\alpha_1, \alpha_2, \omega_1, \omega_2) = (2, 1, 1/2, 1)$. A Venn diagram for anomalous diffusion sets with their relationship is shown in Fig. 1. SHD covers the shaded area.

Remark 5 (Role of Scaling Parameters and Diffusion Coefficient): Two positive scaling parameters β_1 and β_2 in SHD are determined by the diffusion medium. For example, the diffusion equation for ST-FD is well established with the diffusion coefficient K , which acts as a scaling factor on the spatial density function. Under our framework, SHD can connect to an equivalent fractional differential diffusion equation form as

$$\frac{\partial^{\alpha_2}}{\partial t^{\alpha_2}} g(x, t) = \beta_1^{\alpha_1} \beta_2 \frac{\partial^{\alpha_1}}{\partial |x|^{\alpha_1}} g(x, t) \quad (23)$$

where the fundamental solution $g(x, t)$ can be obtained from the Fourier transform of $p(1)$ and the Laplace transform of s in Remark 4. In this case, the diffusion coefficient $K = \beta_1^{\alpha_1} \beta_2$ [53].

III. H -NOISE MODELING

In this section, we characterize the effect of *molecular noise*—influences on the conversation between two nanomachines. Since the random motion of the molecule emitted from the TN directly effects the uncertainty of absorbing time at the RN, the modeling of molecular noise to unveil the intrinsic characteristic of molecules' movements governed by anomalous diffusion laws is important in designing a molecular communication system.

A. H -Noise Model

Let s be the random released time of molecules at the TN. Then, the arrival time y of the molecule at the RN located away from the TN is

$$y = s + t \quad (24)$$

where t is an additional random time of the molecule to arrive at the RN. This additional random time t evidently plays the role of an *additive* random noise in molecular communication. Since the RN acts as a boundary with a perfect absorbing process, the noise t can be thought of as a *FPT* such that the molecule emitted from the TN reaches the boundary for the first time. This random noise has been unveiled as a Lévy distribution [18], [54]–[56], an inverse Gaussian distribution [1], [6], a stable distribution [3], and (or more generally) H -variate [19], [21] for various diffusion scenarios.

We begin by deriving the FPT of the molecule governed by H -diffusion. Then we introduce a general class of molecular noise—namely, *H-noise*—to develop a unifying framework for characterizing statistical properties of uncertainty or distribution of random propagation time.

Theorem 2 (First Passage Time): Let $\{x(t); t \geq 0\} \sim \{\bar{\mathcal{H}}_{p_1:p_2, q_1:q_2}^{m_1:m_2, n_1:n_2}(\boldsymbol{\mathcal{P}}_1, \boldsymbol{\mathcal{P}}_2; \omega_1, \omega_2)\}$ and t be an FPT, which is defined such that the molecule starting at $x = 0$ reaches distance $x = a$, $a \in \mathbb{R}_+$ for the first time:

$$t = \inf \{t : x(t) = a\}. \quad (25)$$

Given an initial condition $p_{x(0)}(x) = \delta(x)$ and a boundary condition $p_{x(t)}(a) = 0$ for the absorbing process, the FPT of the molecule in H -diffusion is the H -variate:¹⁰

$$t \sim \mathcal{J}_{q_1+q_2, p_1+p_2}^{n_1+n_2, m_1+m_2} \left(\boldsymbol{\mathcal{P}}_t \left| (ac(\omega_1))^{1/(\omega_1\omega_2)} \right. \right) \quad (26)$$

where the parameter sequence $\boldsymbol{\mathcal{P}}_t$ is given by

$$\boldsymbol{\mathcal{P}}_t = \left(\frac{k(\omega_1)}{c(\omega_1)}, 1, \left(\mathbf{1}_{q_1+q_2} - \boldsymbol{b}_{(\omega_1)} - \boldsymbol{\mathcal{B}}_{(\omega_1)} - \frac{1}{\omega_1\omega_2} \boldsymbol{\mathcal{B}}_{(\omega_1)} \right), \right. \\ \left. \left(\mathbf{1}_{p_1+p_2} - \boldsymbol{a}_{(\omega_1)} - \boldsymbol{\mathcal{A}}_{(\omega_1)} - \frac{1}{\omega_1\omega_2} \boldsymbol{\mathcal{A}}_{(\omega_1)} \right), \frac{1}{\omega_1\omega_2} \boldsymbol{\mathcal{B}}_{(\omega_1)}, \frac{1}{\omega_1\omega_2} \boldsymbol{\mathcal{A}}_{(\omega_1)} \right). \quad (27)$$

¹⁰The FPT of molecules highly depends on the boundary condition. It is nontrivial to find an accurate statistic of FPT with an arbitrary boundary condition in multi-dimensional space. See [20], [57].

Proof: With the absorbing boundary condition $p_{\times(t)}(a) = 0$, the density function of the position of molecule x at time t , denoted by $p_{\bar{\times}(t)}(x)$ for $x < a$, can be found using the image method [57, Section 3.2] as

$$p_{\bar{\times}(t)}(x) = p_{\times(t)}(x) - p_{\times(t)}(-x + 2a). \quad (28)$$

Let $S_{\mathfrak{t}}(t) \triangleq \int_{-\infty}^a p_{\bar{\times}(t)}(x) dx$ be the *survival probability* that the molecule is located at $x < a$ for all times up to t . Then, we have

$$\begin{aligned} p_{\mathfrak{t}}(t) &\stackrel{(a)}{=} -\frac{\partial S_{\mathfrak{t}}(t)}{\partial t} \\ &\stackrel{(b)}{=} -\frac{\partial}{\partial t} \int_{-\infty}^{a/t^{\omega_1\omega_2}} p_{|\times(1)|}(y) dy + \frac{\partial}{\partial t} \int_{a/t^{\omega_1\omega_2}}^{\infty} p_{|\times(1)|}(y) dy \\ &\stackrel{(c)}{=} -2\frac{\partial}{\partial t} \int_0^{a/t^{\omega_1\omega_2}} p_{|\times(1)|}(y) dy \\ &= \frac{2a\omega_1\omega_2}{t^{\omega_1\omega_2+1}} p_{|\times(1)|}\left(\frac{a}{t^{\omega_1\omega_2}}\right) \end{aligned} \quad (29)$$

where (a) follows from the relationship between the FPT and survival probability as $p_{\mathfrak{t}}(t) dt = S_{\mathfrak{t}}(t) - S_{\mathfrak{t}}(t + dt)$ with the first-order Taylor approximation [57]; (b) is obtained from the self-similar property of $\times(t)$ in (28) and by making changing the variable $x/t^{\omega_1\omega_2} = y$; and (c) follows from the fact that $p_{|\times(1)|}(x)$ has a symmetric relation. Finally, using the modulation property of H -function [37, Table II], the desired result (26) is obtained. \square

Definition 7 (H-Noise): The FPT \mathfrak{t} acts as the *unique* source of uncertainty or distortion in molecular communication. We refer to the FPT of H -diffusion molecules in Theorem 2 as the *H-noise*. Specifically, we define the FPT of SHD molecules in Definition 6 as the *standard H-noise*.

Remark 6 (Standard H-noise): The standard H -noise, denoted by $\mathfrak{t}_{\text{sHn}}$, is the H -variate

$$\mathfrak{t}_{\text{sHn}} \sim \mathcal{H}_{3,3}^{1,2} \left(\mathbf{P}_{\text{sHn}} \left| \left(\frac{a}{\beta_1\beta_2^{\omega_1}} \right)^{1/(\omega_1\omega_2)} \right. \right) \quad (30)$$

where the parameter sequence \mathbf{P}_{sHn} is

$$\mathbf{P}_{\text{sHn}} = \left(\frac{2}{\alpha_1}, 1, \left(-\frac{1}{\omega_2}, -\frac{1}{\omega_1\omega_2}, -\frac{1}{2\omega_1\omega_2} \right), \left(-\frac{1}{\alpha_1\omega_1\omega_2}, -\frac{1}{2\omega_1\omega_2}, -\frac{\alpha_2}{\omega_2} \right), \right. \\ \left. \left(\frac{1}{\omega_2}, \frac{1}{\omega_1\omega_2}, \frac{1}{2\omega_1\omega_2} \right), \left(\frac{1}{\alpha_1\omega_1\omega_2}, \frac{1}{2\omega_1\omega_2}, \frac{\alpha_2}{\omega_2} \right) \right). \quad (31)$$

B. H -Noise Power

Since the *algebraic-tailed* random variable z exhibits finite absolute moments only for the order ℓ less than η , i.e., $\mathbb{E}\{|z|^\ell\} < \infty$ for $\ell < \eta$, the second moment that is widely used as a standard signal power measure does not exist for the class of algebraic distributions when $\eta < 2$. The fractional lower-order statistics (FLOS) theory is a useful tool to measure and characterize the behavior of impulsive signals with an algebraic distribution [58], but it cannot provide a universal framework for characterization of algebraic-tailed processes. In this subsection, we provide a concept of *H-noise power* using the finite logarithm moments based on zero-order statistics [59, Theorem 1].

Theorem 3 (H-Noise Tails): Let

$$\kappa \triangleq \lim_{t \rightarrow \infty} \frac{-\log S_t(t)}{\log t} \quad (32)$$

be the tail constant of t . Then, we have

$$\kappa = \omega_1 \omega_2 \cdot \min_{j=1, \dots, m_1+m_2} \left\{ 1 + \frac{\Re(\mathbf{b}_{(\omega_1),j})}{\mathbf{B}_{(\omega_1),j}} \right\} \quad (33)$$

where $\mathbf{b}_{(\omega_1),j}$ and $\mathbf{B}_{(\omega_1),j}$ are the j th element of the sequences $\mathbf{b}_{(\omega_1)}$ and $\mathbf{B}_{(\omega_1)}$, respectively.

Proof: Using the formulation for the CDF of H -variate [37, Table VI], we have

$$\begin{aligned} S_t(t) &= \mathbb{P}\{t > t\} \\ &= 1 - \mathbb{H}_{q_1+q_2, p_1+p_2}^{n_1+n_2, m_1, m_2} \left\{ \frac{1}{t} \mathbb{1}_{[0,1]}(t); \langle 1 | \left(\mathcal{P}_t \left| (ac_{(\omega_1)})^{1/(\omega_1 \omega_2)} \right. \right) \rangle \right\} (t) \\ &= H_{q_1+q_2+1, p_1+p_2+1}^{n_1+n_2+1, m_1+m_2} \left(\frac{t}{(ac_{(\omega_1)})^{1/(\omega_1 \omega_2)}}; \mathcal{P}_{\text{cdf}}^{-1} \boxplus \langle 1 | \mathcal{P}_t \rangle \right). \end{aligned} \quad (34)$$

Then, using the algebraic asymptotic expansion of the H -function [37, Proposition 3], we get

$$\begin{aligned} S_t(t) &\doteq H_{q_1+q_2+1, p_1+p_2+1}^{n_1+n_2+1, m_1+m_2} \left(t; \mathcal{P}_{\text{cdf}}^{-1} \boxplus \langle 1 | \mathcal{P}_t \rangle \right) \\ &\doteq t^{-\omega_1 \omega_2 \cdot \min_{j=1, \dots, m_1+m_2} \left\{ 1 + \frac{\Re(\mathbf{b}_{(\omega_1),j})}{\mathbf{B}_{(\omega_1),j}} \right\}} \end{aligned} \quad (35)$$

which completes the proof. \square

Remark 7 (Algebraic-Tailed or Heavy-Tailed Distribution): Since $S_t(t)$ (also called a tail function $\mathbb{P}\{t > t\}$) in Theorem 3 has a polynomial decay rate $\kappa \in \mathbb{R}_{++}$, the H -noise can be said to be an algebraic-tailed random variable [60]. In addition, since all algebraic-tailed random variables possess heavier tails than a family of exponential distributions, we can also call it the heavy-tailed distribution. Hence, the H -noise t has a finite moment $\mathbb{E}\{t^\ell\}$ for $\ell < \kappa$.

Remark 8 (Standard H-Noise Tails): The tail constant for the standard H -noise κ_{sHn} is

$$\kappa_{\text{sHn}} = \begin{cases} \omega_1 \omega_2, & \omega_1 < 1 \\ \omega_2, & \omega_1 \geq 1. \end{cases} \quad (36)$$

Theorem 4 (Logarithm Moments of H-Noise): Note that any algebraic-tailed distribution x has a finite logarithm moment [60, Theorem 2.5], i.e., $\mathbb{E} \{\ln(x)\} < \infty$. Hence, the logarithm moment of H -noise t exists for all ranges of parameters and is given by

$$\begin{aligned} \mathbb{E} \{\ln(t)\} &= \mathbb{H}_{2,2}^{2,2} \{(t-1) p_t(t); \mathbf{P}_{\ln}\} (1) \\ &= H_{p_1+p_2+2, q_1+q_2+2}^{m_1+m_2+2, n_1+n_2+2} \left(1; \mathbf{P}_{\ln} \square \left\langle 1 \left| \left(\mathbf{P}_t \left| (ac(\omega_1))^{\frac{1}{\omega_1 \omega_2}} \right. \right) \right. \right) \right) \\ &\quad - H_{p_1+p_2+2, q_1+q_2+2}^{m_1+m_2+2, n_1+n_2+2} \left((ac(\omega_1))^{\frac{1}{\omega_1 \omega_2}}; \mathbf{P}_{\ln} \square \mathbf{P}_t \right) \end{aligned} \quad (37)$$

where $\mathbf{P}_{\ln} = (1, 1, (\mathbf{0}_2, -), (\mathbf{0}_2, -), (\mathbf{1}_2, -), (\mathbf{1}_2, -))$. For standard H -noise, the logarithm moment of H -noise in (38) reduces to

$$\mathbb{E} \{\ln(t_{\text{sHn}})\} = \left(\frac{1 - 1/\alpha_1 + (1 - \alpha_2)\omega_1}{\omega_1 \omega_2} \right) \gamma_e + \frac{1}{\omega_1 \omega_2} \ln \left(\frac{a}{\beta_1 \beta_2^{\omega_1}} \right) \quad (39)$$

where $\gamma_e \approx 0.57721$ is the Euler-Mascheroni constant.

Proof: Using (26) and [37, Example 4], the H -transform expression is obtained for the logarithm moment of H -noise (37), from which along with the Mellin operation [37, Proposition 4], we arrive at the desired result (38). For standard H -noise, using the relation between logarithm moment and derivative of moment such that

$$\mathbb{E} \{\ln(t_{\text{sHn}})\} = \left. \frac{\partial \mathbb{E} \{t_{\text{sHn}}^\ell\}}{\partial \ell} \right|_{\ell=0} \quad (40)$$

we obtained (39), which completes the proof. \square

Corollary 3 (Geometric Power of Standard H-Noise): Let

$$\mathcal{P}(t) \triangleq \exp \{\mathbb{E} \{\ln(t)\}\} \quad (41)$$

be the *geometric power* of random variable t . Then, the geometric power of H -noise $\mathcal{P}(t)$ can be obtained generally using the logarithm moments of H -noise given in (37). Specifically, for the standard H -noise, $\mathcal{P}(t_{\text{sHn}})$ has a compact form of

$$\mathcal{P}(t_{\text{sHn}}) = \left(\frac{a \mathcal{G}^{1-1/\alpha_1 + (1-\alpha_2)\omega_1}}{\beta_1 \beta_2^{\omega_1}} \right)^{\frac{1}{\omega_1 \omega_2}} \quad (42)$$

where $\mathcal{G} \triangleq e^{\gamma_e} \approx 1.78107$ denotes the exponential Euler-Mascheroni constant.¹¹

Proof: It follows readily from Theorem 4. \square

Remark 9 (Geometric Mean, Power, and FLOS): The geometric power $\mathcal{P}(t)$ has a relation to the geometric mean of nonnegative random variable t by

$$\begin{aligned} \mathcal{P}(t) &= \exp \left\{ \lim_{N \rightarrow \infty} \frac{1}{N} \sum_{i=1}^N \ln(t_i) \right\} \\ &= \lim_{N \rightarrow \infty} \left\{ \prod_{i=1}^N t_i \right\}^{1/N} \end{aligned} \quad (43)$$

where (t_1, \dots, t_N) is a sequence of independent samples initiated by random variable t . Compared to the arithmetic mean, the geometric mean is said to be not overly influenced by the very large values in a skewed distribution. This advantage is appropriate for H -noise. Since the geometric power is linked to the geometric mean, we use the square of $\mathcal{P}(t)$ for the H -noise power, denoted by $\mathcal{N}(t) = \{\mathcal{P}(t)\}^2$.¹²

Remark 10 (Normal Diffusion): The H -noise t in Brownian motion without drift has a nonnegative stable distribution with the characteristic exponent $1/2$ (Lévy distribution) where the PDF $p_t(t)$ is given by¹³

$$\begin{aligned} p_t(t) &= \frac{4}{a^2 \sqrt{\pi}} H_{1,0}^{0,1} \left[\frac{4t}{a^2} \left| \begin{array}{c} (-\frac{1}{2}, 1) \\ - \end{array} \right. \right] \\ &= \frac{a}{\sqrt{4\pi t^3}} \exp\left(-\frac{a^2}{4t}\right) \end{aligned} \quad (44)$$

and its corresponding geometric power $\mathcal{P}(t)$ is given by $\mathcal{P}(t) = a^2 \mathcal{G}$ [3]. Table IV shows the H -noise t and its geometric power $\mathcal{P}(t)$ for the typical anomalous diffusion models in Table III.

C. Numerical Examples

In what follows, we use (α_1, α_2) -SHD to denote the particularized SHD where the diffusion parameters are $\omega_1 = 1/\alpha_1$, $\omega_2 = \alpha_2$, and $\beta_1 \beta_2^{1/\alpha_1} = K^{1/\alpha_1}$. To exemplify the different types of

¹¹The measure of geometric power was introduced in [59] for the processing and characterization of very impulsive signals with the concept of zero-order statistics. Specifically, the symmetric α -stable distribution $s \sim \mathcal{S}(\alpha, 0, \gamma, 0)$ was considered where its geometric power was shown as $\mathcal{P}(s) = (\mathcal{G}\gamma)^{1/\alpha} / \mathcal{G}$.

¹² The geometric power also can be linked to the FLOS method if there exists a sufficiently small value ℓ satisfying [59] $\mathcal{P}(t) = \lim_{\ell \rightarrow 0} \{\mathbb{E}\{t^\ell\}\}^{1/\ell}$. This reveals that the geometric power can be used mathematically and conceptually in a rich set of heavy-tailed distributions.

¹³The H -noise in Brownian motion with nonzero drift follows an inverse Gaussian distribution [1].

TABLE IV

H -NOISE \mathbf{t} AND ITS GEOMETRIC POWER $\mathcal{P}(\mathbf{t})$ FOR TYPICAL ANOMALOUS DIFFUSION IN TABLE III:

$$\mathbf{t} \sim \mathcal{H}\left(\mathbf{O}, \mathcal{P} \left| a^{1/\omega} \right.\right), \quad \mathcal{P}(\mathbf{t}) = a^{1/\omega} \mathcal{G}^{1/\omega - c}$$

Diffusion $h(t)$	H -noise $\mathbf{t} \sim \mathcal{H}(\mathbf{O}, \mathcal{P})$		Geometric Power $\mathcal{P}(\mathbf{t})$	
	\mathbf{O}	\mathcal{P}	ω	c
ST-FD	(1, 2, 3, 3)	$\left(\frac{2}{\alpha}, 1, \left(-\frac{1}{\beta}, -\frac{\alpha}{\beta}, -\frac{\alpha}{2\beta}\right), \left(-\frac{1}{\beta}, -\frac{\alpha}{2\beta}, -1\right), \left(\frac{1}{\beta}, \frac{\alpha}{\beta}, \frac{\alpha}{2\beta}\right), \left(\frac{1}{\beta}, \frac{\alpha}{2\beta}, 1\right)\right)$	β/α	1
S-FD	(1, 1, 2, 2)	$\left(\frac{2}{\alpha}, 1, \left(-\alpha, -\frac{\alpha}{2}\right), \left(-1, -\frac{\alpha}{2}\right), \left(\alpha, \frac{\alpha}{2}\right), \left(1, \frac{\alpha}{2}\right)\right)$	$1/\alpha$	1
T-FD	(0, 1, 1, 1)	$\left(1, 1, -\frac{2}{\beta}, -1, \frac{2}{\beta}, 1\right)$	$\beta/2$	1
EK-FD	(0, 2, 2, 1)	$\left(\frac{4^{1/\alpha}}{\sqrt{\pi}}, 4^{1/\alpha}, \left(-\frac{1}{\alpha}, \frac{1}{2} - \frac{1}{\alpha}\right), -\frac{\beta}{\alpha}, \frac{1}{\alpha} \mathbf{1}_2, \frac{\beta}{\alpha}\right)$	$\alpha/2$	β/α
GBM	(0, 2, 2, 1)	$\left(\frac{4^{1/\beta}}{\sqrt{\pi}}, 4^{1/\beta}, \left(-\frac{1}{\beta}, \frac{1}{2} - \frac{1}{\beta}\right), -1, \frac{1}{\beta} \mathbf{1}_2, 1\right)$	$\beta/2$	1
FBM	(0, 1, 1, 0)	$\left(\frac{4^{1/\alpha}}{\sqrt{\pi}}, 4^{1/\alpha}, \frac{1}{2} - \frac{1}{\alpha}, -, \frac{1}{\alpha}, -\right)$	$\alpha/2$	$1/\alpha$
BM	(0, 1, 1, 0)	$\left(\frac{4}{\sqrt{\pi}}, 4, -\frac{1}{2}, -, 1, -\right)$	$1/2$	1

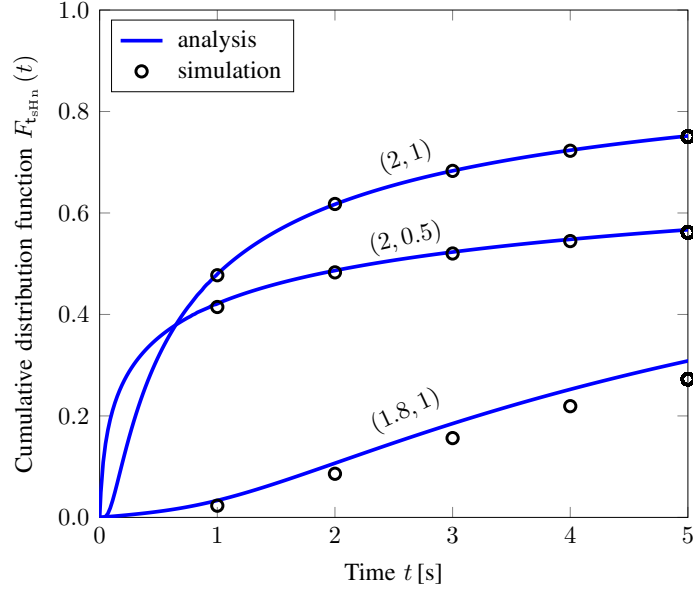


Fig. 2. CDF $F_{t_{sHn}}(t)$ of the standard H -noise t_{sHn} in the (α_1, α_2) -SHD at the distance $a = 10^{-5}$ [m] for: i) $(\alpha_1, \alpha_2) = (2, 1)$; ii) $(\alpha_1, \alpha_2) = (2, 0.5)$; and iii) $(\alpha_1, \alpha_2) = (1.8, 1)$; with $K = 10^{-10}$ [m²/s].

diffusion scenarios, we consider: i) $(\alpha_1, \alpha_2) = (2, 1)$ for normal diffusion; ii) $(\alpha_1, \alpha_2) = (2, 0.5)$ for subdiffusion; and iii) $(\alpha_1, \alpha_2) = (1.8, 1)$ for superdiffusion.

Fig. 2 shows the CDF $F_{t_{sHn}}(t)$ of the standard H -noise t_{sHn} in the (α_1, α_2) -SHD at distance

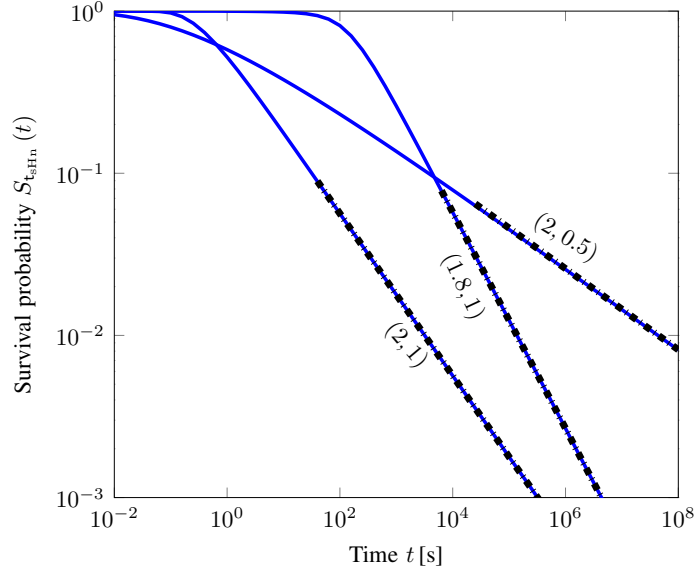


Fig. 3. Survival probability $S_{t_{sHn}}(t)$ of the standard H -noise t_{sHn} in the (α_1, α_2) -SHD for: i) $(\alpha_1, \alpha_2) = (2, 1)$; ii) $(\alpha_1, \alpha_2) = (2, 0.5)$; and iii) $(\alpha_1, \alpha_2) = (1.8, 1)$; with $K = 10^{-10}$ [m²/s]. The black dashed-dotted line stands for the tail constant κ of H -noise in (32).

$a = 10^{-5}$ [m]. We can observe that the anomalous diffusions for $(\alpha_1, \alpha_2) = (2, 0.5)$ and $(\alpha_1, \alpha_2) = (1.8, 1)$ have a large dispersion in propagation compared to the normal diffusion for $(\alpha_1, \alpha_2) = (2, 1)$.¹⁴ To demonstrate the heavy-tailed property of H -noise, the survival probability $S_{t_{sHn}}(t)$ of the standard H -noise t_{sHn} in (α_1, α_2) -SHD for the three diffusion scenarios is depicted in Fig. 3. It can be seen from the figure that the H -noise distribution follows the asymptotic tail constant scaling behaviours as discussed in Theorem 3. In this example, the tail constants (slope of black dashed-dotted line in the figure) are equal to $\kappa = 0.5$, 0.25 , and 0.56 for $(2, 1)$ -, $(2, 0.5)$ -, and $(1.8, 1)$ -SHD, respectively.

Fig. 4 shows the H -noise power $\mathcal{N}(t_{sHn})$ [dB] in the (α_1, α_2) -SHD as a function of (α_1, α_2) at distance (a) $a = 10^{-5}$ [m], (b) $a = 10^{-8}$ [m], and (c) $a = 10^{-10}$ [m] with $K = 10^{-10}$ [m²/s]. The three diffusion scenarios are indicated as the blue square at $(\alpha_1, \alpha_2) = (2, 1)$ for normal diffusion, the red square at $(\alpha_1, \alpha_2) = (2, 0.5)$ for subdiffusion, and the green square at $(\alpha_1, \alpha_2) = (1.8, 1)$ for superdiffusion. Given a fixed diffusion coefficient, the H -noise power increases with large distance a and low value of α_1 . However, with fixed α_1 , the noise power decreases with α_2 when

¹⁴The simulation is conducted based on the particle-based simulator [19]–[21], [61]. The simulation of FPT in superdiffusion is overestimated due to the long jump property of molecules [21].

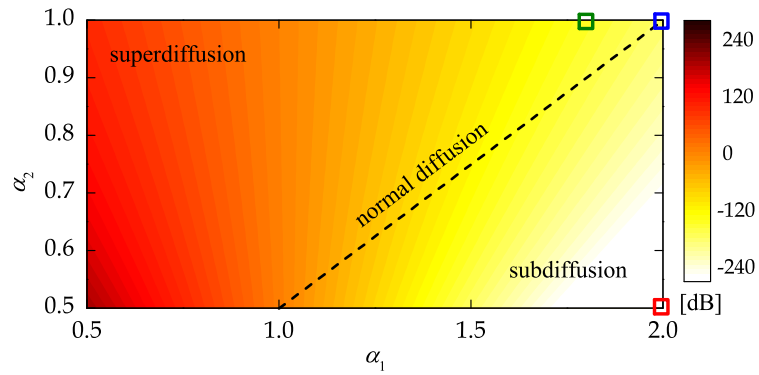
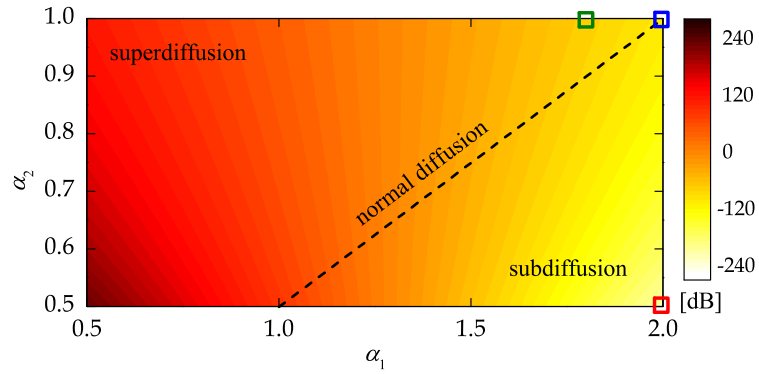
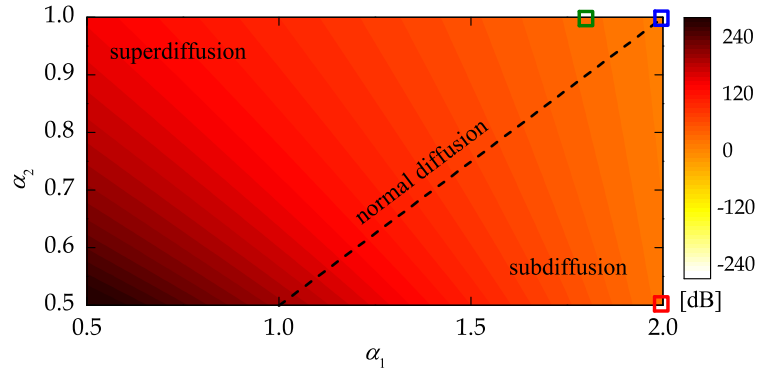


Fig. 4. H -noise power $\mathcal{P}(t_{sHn})$ [dB] in the (α_1, α_2) -SHD as a function of (α_1, α_2) at the distance (a) $a = 10^{-5}$ [m], (b) $a = 10^{-8}$ [m], and (c) $a = 10^{-10}$ [m] with $K = 10^{-10}$ [m²/s].

$a^{\alpha_1}/K > 1$ (Fig. 4(a)), while it increases in the opposite case (Fig. 4(b) and Fig. 4(c)). Thus, the error performance in $(2, 0.5)$ -SHD outperforms that of $(2, 1)$ -SHD in the low-SNR regime (see also Fig. 6). Similarity, with fixed α_2 , the noise power decreases with α_1 when $a < 1$ (Fig. 4), while it increases with α_1 when $a > 1$. This leads to intersection of the BER curves in

(2, 1)-SHD and (1.8, 1)-SHD as in Fig. 6.

IV. ERROR PROBABILITY ANALYSIS

In this section, we characterize the effect of H -diffusion on the error performance of molecular communication. Specifically, we consider an M -ary transmission scheme to boost the data rate as well as a N -molecule transmission scheme to increase reliability for molecular communication.

A. Molecular Communication System Model

We consider a molecular communication system, as illustrated in Fig. 5, where a TN located at $x = 0$ emits molecules (information carrier) to an RN located a [m] from the TN. The emitted information molecules are assumed to be randomly and freely propagated in the fluid medium, e.g., blood vessels or tissues, under the H -diffusion laws with the diffusion coefficient K [m^2/s]. In this paper, we consider an molecular communication system with the following assumptions: 1) the TN can perfectly control the releasing time and the number of molecules for each symbol message; 2) the clock of the TN is perfectly synchronized with that at the RN; 3) movements of each molecule in the fluid medium are independent and identically distributed; 4) the RN acts as a perfectly absorbing boundary and perfectly measures the arrival time of molecules; 5) the molecules that arrived at the RN are absorbed and removed from the system; 6) the TN uses different types of molecule for each symbol to avoid inter-symbol interference.¹⁵

The information is encoded based on the release time. Let $\mathcal{S} \triangleq \{s_0, s_1, \dots, s_{M-1}\}$ be the set of molecular release times at the TN for corresponding symbol constellation where $s_i = iT_s/M$, M is a modulation order, and T_s is a symbol time. The TN is able to emit N molecules for a one-symbol transmission at the release time $s \in \mathcal{S}$. Hence, for the n th molecule among N emitted molecules at the release time s , the arrival time y_n at the RN is

$$y_n = s + t_n \quad (45)$$

where t_n is the H -noise of the n th molecule. Then, the transmitted symbol s can be decoded using the set of arrival times $\mathcal{Y} = \{y_1, y_2, \dots, y_N\}$ at the RN. Since H -noise can be the heavy-tailed random variable, it may have a large waiting time for molecules arriving at the RN, i.e., there exists a positive probability that the molecule will not have arrived at TN within finite

¹⁵The number of molecule types used for this model can be minimized by introducing the lifetime of molecules [21], [62] and the chemical reactions in the medium [3], [63], [64].

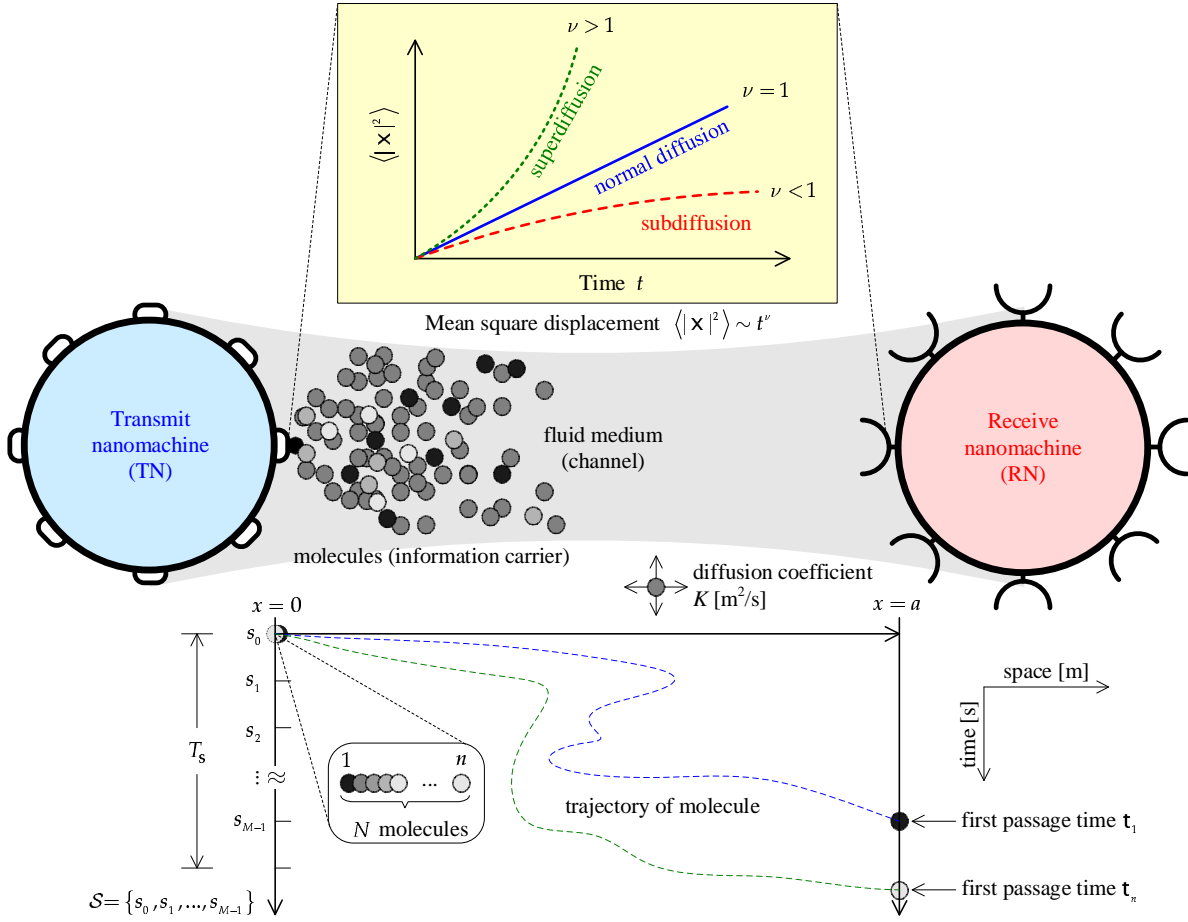


Fig. 5. Molecular communication system: a TN emits an information molecule to a RN in a fluid medium where the motion of information molecule is determined by the relationship between mean square displacement and time.

time. Furthermore, with the large number of released molecules, the RN needs to wait until all molecules are absorbed. Hence, we consider a *first arrival detection* that uses the time of first arrival molecule at the RN among N released molecules to decode the transmitted symbol.¹⁶ Then, the explicit signal model for a one-symbol transmission is

$$y = s + t_{\min} \quad (46)$$

where $t_{\min} = \min \{t_1, t_2, \dots, t_N\}$ is referred as the *first arrival H-noise*.

¹⁶Several detection schemes are proposed in [65] to decode the transmitted signal using multiple transmitted molecules. In this work, we use the simple detection scheme because the complex implementation for a signal detection using multiple arrival molecules is impractical at the biological circuit level [66], [67].

B. Error Probability Analysis

The information can be decoded using the maximum likelihood detection for M -ary modulation:

$$\hat{s} = \arg \max_{\mathbf{s}=\{s_0, s_1, \dots, s_{M-1}\}} p_{y|\mathbf{s}}(y|s) \quad (47)$$

where

$$p_{y|\mathbf{s}}(y|s) = \begin{cases} p_{t_{\min}}(y-s), & y > s, \\ 0, & y \leq s. \end{cases} \quad (48)$$

Proposition 1 (Density Function of First Arrival H-Noise): Let t_1, t_2, \dots, t_N be the i.i.d. H -noise. Then, the PDF of first arrival H -noise $p_{t_{\min}}(t)$ is given by

$$\begin{aligned} p_{t_{\min}}(t) &= NH_{q_1+q_2, p_1+p_2}^{n_1+n_2, m_1+m_2} \left(t; \mathbf{P}_t \left| \cdot (ac_{(\omega_1)})^{1/(\omega_1\omega_2)} \right. \right) \\ &\times \left[H_{q_1+q_2+1, p_1+p_2+1}^{n_1+n_2+1, m_1+m_2} \left(\frac{t}{(ac_{(\omega_1)})^{1/(\omega_1\omega_2)}}; \mathbf{P}_{\text{cdf}}^{-1} \boxplus \langle 1 | \mathbf{P}_t \right) \right]^{N-1}. \end{aligned} \quad (49)$$

Proof: The CDF $F_{t_{\min}}(t)$ can be obtained as

$$\begin{aligned} F_{t_{\min}}(t) &= \mathbb{P} \{ \min \{ t_1, t_2, \dots, t_N \} < t \} \\ &= 1 - (1 - F_t(t))^N. \end{aligned} \quad (50)$$

Then, we have

$$\begin{aligned} p_{t_{\min}}(t) &= dF_{t_{\min}}(t)/dt \\ &= Np_t(t)(1 - F_t(t))^{N-1}. \end{aligned} \quad (51)$$

from which and with the H -function representation, we complete the proof. \square

Since $p_{t_{\min}}(t)$ consists of the H -functions, the evaluation of exact error probability requires numerical calculation of an optimal detection threshold. Hence, we consider a simple upper bound expression, which can be achieved using a fixed detection threshold [19], [21].

Theorem 5 (Upper bound on the SEP): The symbol error probability (SEP) P_e for M -ary and N -molecule transmission with the first arrival detection in H -diffusion is bounded as

$$P_e \leq \frac{M-1}{M} \left[H_{q_1+q_2+1, p_1+p_2+1}^{n_1+n_2+1, m_1+m_2} \left(\frac{T_s/M}{(ac_{(\omega_1)})^{1/(\omega_1\omega_2)}}; \mathbf{P}_e \right) \right]^N \quad (52)$$

where the parameter sequence $\mathbf{P}_e = \mathbf{P}_{\text{cdf}}^{-1} \boxplus \langle 1 | \mathbf{P}_t$.

Proof: For equally-likely symbols s_i , that is $\mathbb{P}\{s = s_i\} = 1/M$, we have

$$\begin{aligned} P_e &= \frac{1}{M} \sum_{i=0}^{M-1} \mathbb{P}\{\hat{s} \neq s_i | s = s_i\} \\ &\leq \frac{1}{M} \sum_{i=0}^{M-2} \mathbb{P}\left\{y > (i+1) \frac{T_s}{M} \middle| s = i \frac{T_s}{M}\right\} \\ &= \frac{M-1}{M} \left(1 - F_{t_{\min}}\left(\frac{T_s}{M}\right)\right). \end{aligned} \quad (53)$$

Using the CDF $F_{t_{\min}}(t)$, which can be obtained from (34) and (50) in Proposition 1 as

$$F_{t_{\min}}(t) = 1 - \left[H_{q_1+q_2+1, p_1+p_2+1}^{n_1+n_2+1, m_1+m_2} \left(\frac{t}{(ac_{(\omega_1)})^{1/(\omega_1\omega_2)}}; \boldsymbol{\mathcal{P}}_{\text{cdf}}^{-1} \boxplus \langle 1 | \boldsymbol{\mathcal{P}}_t \rangle \right) \right]^N, \quad (54)$$

we arrived at the desired result. \square

Definition 8 (Signal-to-Noise Power Ratio): The SNR for a molecular communication link can be defined as

$$\text{SNR} \triangleq \frac{1}{2\mathcal{G}} \left(\frac{T_s}{\mathcal{P}(t)} \right)^2 \quad (55)$$

where the constant $2\mathcal{G}$ is used to normalize the SNR corresponding to the standard SNR with Gaussian noise [59, Table 1].

1) *Standard H-Diffusion:* For SHD, the SEP (52) is reduced in terms of SNR defined in Definition 8 as

$$P_e \leq \frac{M-1}{M} \left[H_{4,4}^{2,2} \left(\frac{M^2}{2\mathcal{G}^* \text{SNR}}; \hat{\boldsymbol{\mathcal{P}}}_e \right) \right]^N \quad (56)$$

where

$$\hat{\boldsymbol{\mathcal{P}}}_e = \left(\frac{4}{\alpha_1}, 1, \mathbf{1}_4, (\mathbf{1}_3, 0), \left(2, \frac{2}{\alpha_1 \omega_1 \omega_2}, \frac{1}{\omega_1 \omega_2}, \frac{2\alpha_2}{\omega_2} \right), \left(\frac{2}{\omega_2}, \frac{2}{\omega_1 \omega_2}, \frac{1}{\omega_1 \omega_2}, 2 \right) \right) \quad (57)$$

with $\mathcal{G}^* = \mathcal{G}^{2(1-1/\alpha_1+(1-\alpha_2)\omega_1)/(\omega_1\omega_2)+1}$.

2) *High-SNR Expansions:* In the high-SNR regime, the SEP behaves as

$$P_e = (p_\infty \cdot \text{SNR})^{-s_\infty} + o(\text{SNR}^{-s_\infty}), \quad \text{SNR} \rightarrow \infty \quad (58)$$

where the quantity s_∞ denotes the *high-SNR slope* of the SEP-SNR curve in a log-log scale, and p_∞ represents the *high-SNR power offset* in decibels of the SEP-SNR curve relative to a reference of SNR^{-s_∞} .

Corollary 4 (High-SNR Expansions): At the high-SNR regime, two quantities p_∞ and s_∞ for SHD are given by

$$s_\infty = N \cdot \min \left\{ \frac{\omega_2}{2}, \frac{\omega_1 \omega_2}{2} \right\} \quad (59)$$

$$p_\infty = \left(\frac{1}{g(M, N)} \right)^{1/s_\infty} \quad (60)$$

where

$$g(M, N) = \begin{cases} (M-1) M^{N\omega_1\omega_2-1} \left(\frac{\Gamma(1-\omega_1)\Gamma(1/\alpha_1)}{\alpha_1 \pi \Gamma(1-\alpha_2\omega_1)} \frac{(\mathcal{G}^*)^{-\omega_1\omega_2/2}}{2^{\omega_1\omega_2/2-1}} \right)^N & \omega_1 < 1, \\ (M-1) M^{N\omega_2-1} \left(\frac{\sin(\pi/(2\omega_1))\Gamma(1-1/\omega_1)\Gamma(1/(\alpha_1\omega_1))}{\alpha_1 \pi \Gamma(1-\alpha_2)} \frac{(\mathcal{G}^*)^{-\omega_2/2}}{2^{\omega_2/2-1}} \right)^N & \omega_1 > 1. \end{cases} \quad (61)$$

Proof: Using the algebraic asymptotic expansion of the H -function near zero, we have

$$H_{4,4}^{2,2} \left(\frac{M^2}{2\mathcal{G}^*\text{SNR}}; \hat{\boldsymbol{\rho}}_e \right) = \frac{4}{\alpha_1} \sigma^* (\hat{\boldsymbol{\rho}}_e) \left(\frac{M^2}{2\mathcal{G}^*\text{SNR}} \right)^{\omega^* (\hat{\boldsymbol{\rho}}_e)} + o \left(\text{SNR}^{-\omega^* (\hat{\boldsymbol{\rho}}_e)} \right), \quad \text{SNR} \rightarrow \infty \quad (62)$$

where

$$\omega^* (\hat{\boldsymbol{\rho}}_e) = \min \left\{ \frac{\omega_1 \omega_2}{2}, \frac{\omega_2}{2} \right\} \quad (63)$$

$$\sigma^* (\hat{\boldsymbol{\rho}}_e) = \begin{cases} \frac{\Gamma(1-\omega_1)\Gamma(1/\alpha_1)}{2\pi\Gamma(1-\alpha_2\omega_1)}, & \omega_1 < 1 \\ \frac{\sin(\pi/(2\omega_1))\Gamma(1-1/\omega_1)\Gamma(1/(\alpha_1\omega_1))}{2\pi\Gamma(1-\alpha_2)}, & \omega_1 > 1. \end{cases} \quad (64)$$

From (62) and some manipulations, the desired result is obtained. \square

Remark 11 (High-SNR Slope): As shown in Corollary 4, the high-SNR slope s_∞ increases linearly with the number of released molecules N . This can be interpreted as the benefits arising from consuming molecular resources, which is synonymous with *transmit diversity* in wireless multiple-antenna systems.

C. Numerical Examples

Fig. 6 shows the SEP as a function of SNR [dB] in (α_1, α_2) -SHD for the three diffusion scenarios with single molecule transmission ($N = 1$) and binary modulation ($M = 2$). Obviously, the SEP decreases with SNR, which implies that we can improve the molecular communication reliability with a large symbol time T_s (with a low symbol rate). We can observe that the high-SNR slope in (α_1, α_2) -SHD can be determined by $s_\infty = \alpha_2 / (2\alpha_1)$ for $\alpha_1 > 1$, as stated in Corollary 4. In this example, $s_\infty = 0.25, 0.125$, and 0.278 for $(2, 1)$ -, $(2, 0.5)$ -, and $(1.8, 1)$ -SHD,

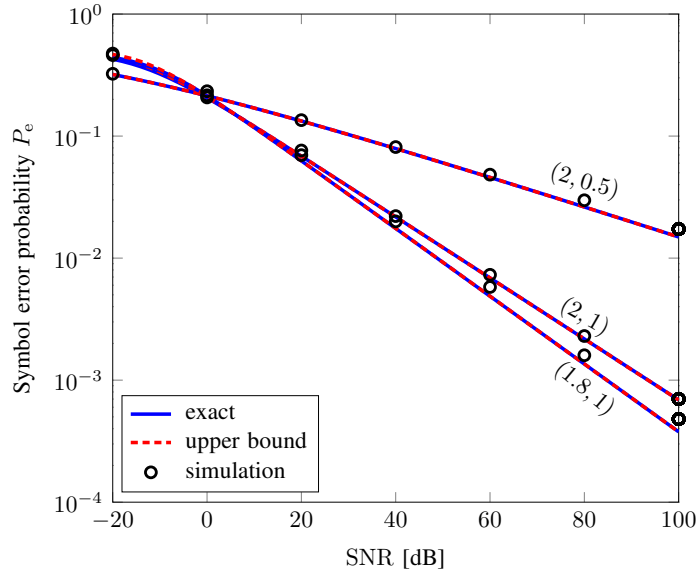


Fig. 6. SEP P_e as a function of SNR [dB] in the (α_1, α_2) -SHD for: i) $(\alpha_1, \alpha_2) = (2, 1)$; ii) $(\alpha_1, \alpha_2) = (2, 0.5)$; and iii) $(\alpha_1, \alpha_2) = (1.8, 1)$; with $N = 1$ and $M = 2$.

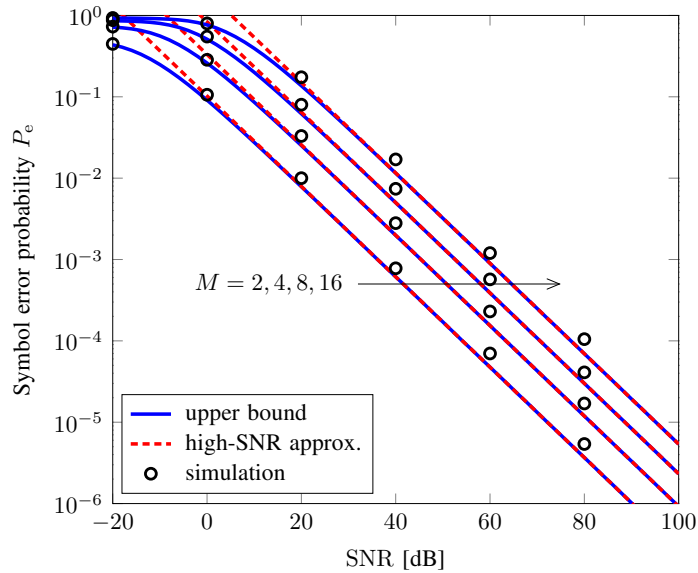


Fig. 7. SEP P_e as a function of SNR [dB] in the $(1.8, 1)$ -SHD for $M = 2, 4, 8, 16$, with $N = 2$.

respectively. Therefore, the SEP in superdiffusion outperforms that in other scenarios in the high-SNR regime due to the large value of s_∞ . It is also noteworthy that the upper bound becomes tight at the high-SNR regime since the detection thresholds approach to iT_s/M , $i = 1, \dots, M-1$ [21].

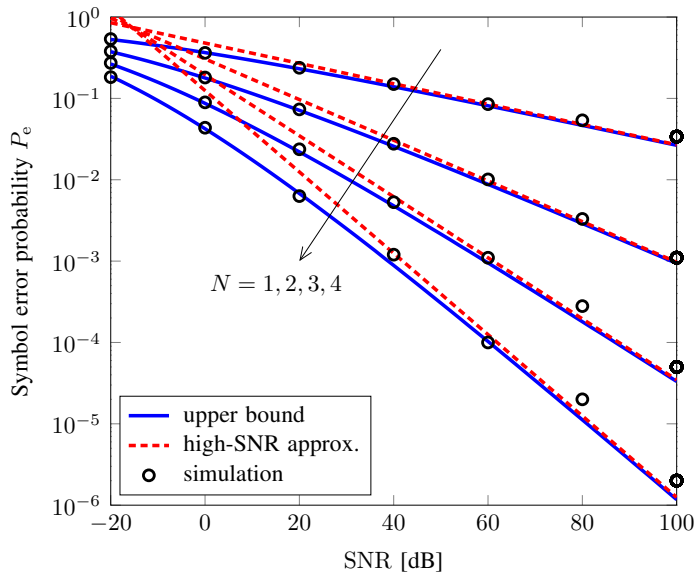


Fig. 8. SEP P_e as a function of SNR [dB] in the $(2, 0.5)$ -SHD for $N = 1, 2, 3, 4$, with $M = 4$.

Fig. 7 shows the SEP P_e as a function of SNR [dB] in the $(1.8, 1)$ -SHD with $N = 2$ for $M = 2, 4, 8, 16$. The figure shows that we can boost the data rate with modulation order M by sacrificing the reliability of SEP performance. Fig. 8 demonstrates the effect of the number of released molecules on error performance, where the SEP P_e is a function of SNR [dB] in the $(2, 0.5)$ -SHD with $M = 4$ for $N = 1, 2, 3, 4$. The released molecule diversity can be obtained linearly with multiple released molecules. In this example, the high-SNR slopes are equal to $s_\infty = 0.125, 0.25, 0.375, \text{ and } 0.5$ for $N = 1, 2, 3, \text{ and } 4$, respectively. As can be seen from both Figs. 7 and 8, the derived high-SNR expansion expression has close agreement in slope and power offset of the SEP curves. The high-SNR slope s_∞ of SEP in the (α_1, α_2) -SHD can be further examined by referring to Fig. 9, where (α_1, α_2) -lines are depicted for $s_\infty = 0.45N, 0.40N, 0.35N, 0.30N, \text{ and } 0.25N$. The high-SNR slope s_∞ increases with α_2 , while it decreases with α_1 in the region $\alpha_1 > 1$, as expected.

V. CONCLUSION

In this paper, we developed a new mathematical framework for modeling and analysis in molecular communication with anomalous diffusion. We first systemized the method to generate the PDF—involved in the subordination law—of the molecule's position evolving in time by introducing the general class of diffusion processes, namely H -diffusion. The H -diffusion

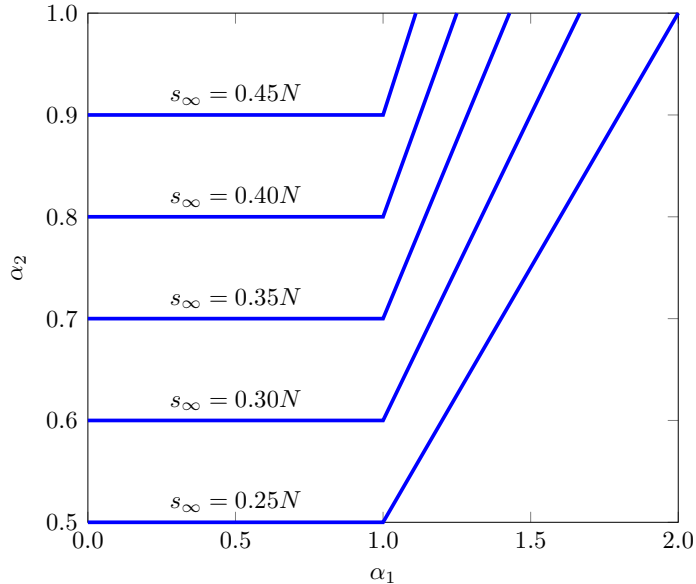


Fig. 9. High-SNR slope s_∞ of SEP P_e as a function of (α_1, α_2) in the (α_1, α_2) -SHD. (α_1, α_2) -line is for $s_\infty = 0.45N$, $0.40N$, $0.35N$, $0.30N$, and $0.25N$.

modeling subsumes most known anomalous diffusion models obtained from two H -variates, which play a role in explaining the anomalous evolution of molecules in space and in time, respectively. We then provided the new notion of molecular noise, namely H -noise, to account for the statistical properties of uncertainty of the random propagation time under H -diffusion laws. The error performance in the subdiffusion scenario outperforms that in the low-SNR regime, while the superdiffusion scenario is outperformed in the high-SNR regime. In summary, our framework proved by H -theory serves a method to model a molecular communication channel with anomalous diffusion and unified analysis for emerging nanoscale communication.

This work opens several open problems. For a practice, the multi-dimensional anomalous diffusion channel model should be considered with suitable initial and boundary conditions depending on various molecular communication system setups. Since the molecules obey different diffusion rules compared to normal diffusion, new inter-symbol-interference avoidance schemes, synchronization schemes between nanomachine, and receiver designs are required.

APPENDIX A

GLOSSARY OF NOTATIONS AND SYMBOLS

\mathbb{R}	Real numbers
\mathbb{R}_+	Nonnegative real numbers
\mathbb{R}_{++}	Positive real numbers
$\mathbf{1}_n$	All-one sequence or vector of n elements
$\mathbf{0}_n$	All-zero sequence or vector of n elements
$o(\cdot)$	Bachmann–Landau notation:
	$f(x) = o(g(x)) \quad (x \rightarrow x_0) \Leftrightarrow \lim_{x \rightarrow x_0} \frac{f(x)}{g(x)} = 0$
$\underline{\underline{d}}$	Distributional equality
\doteq	Asymptotically exponential equality

$$f(x) = o(g(x)) \quad (x \rightarrow x_0) \Leftrightarrow \lim_{x \rightarrow x_0} \frac{f(x)}{g(x)} = 0 \quad (65)$$

$$f(x) \doteq x^y \Leftrightarrow \lim_{x \rightarrow \infty} \frac{\log f(x)}{\log x} = y \quad (66)$$

where y is the exponential order of $f(x)$.

$\mathbb{E}\{\cdot\}$	Expectation operator
$p_x(x)$	Probability density function of x
$F_x(x)$	Cumulative distribution function of x
$\phi_x(x)$	Characteristic function of x
$\delta(x)$	Dirac delta function
$\Gamma(\cdot)$	Gamma function [68, eq. (8.310.1)]
$H_{p,q}^{m,n}[\cdot]$	Fox's H -function [37]:

$$\begin{aligned} H_{p,q}^{m,n}(x; \mathbf{P}) &= \kappa H_{p,q}^{m,n} \left[cx \left| \begin{array}{l} (a_1, \mathcal{A}_1), (a_2, \mathcal{A}_2), \dots, (a_p, \mathcal{A}_p) \\ (b_1, \mathcal{B}_1), (b_2, \mathcal{B}_2), \dots, (b_q, \mathcal{B}_q) \end{array} \right. \right] \\ &= \kappa H_{p,q}^{m,n} \left[cx \left| \begin{array}{l} (\mathbf{a}, \mathcal{A}) \\ (\mathbf{b}, \mathcal{B}) \end{array} \right. \right] \end{aligned} \quad (67)$$

where the parameter sequence is $\mathbf{P} = (\kappa, c, \mathbf{a}, \mathbf{b}, \mathcal{A}, \mathcal{B})$ with

$$\begin{cases} \mathbf{a} = (a_1, a_2, \dots, a_n, a_{n+1}, a_{n+2}, \dots, a_p) \\ \mathbf{b} = (b_1, b_2, \dots, b_m, b_{m+1}, b_{m+2}, \dots, b_q) \\ \mathcal{A} = (\mathcal{A}_1, \mathcal{A}_2, \dots, \mathcal{A}_n, \mathcal{A}_{n+1}, \mathcal{A}_{n+2}, \dots, \mathcal{A}_p) \\ \mathcal{B} = (\mathcal{B}_1, \mathcal{B}_2, \dots, \mathcal{B}_m, \mathcal{B}_{m+1}, \mathcal{B}_{m+2}, \dots, \mathcal{B}_q) \end{cases} \quad (68)$$

A Mellin-Barnes type integral form of Fox's H -function is

$$H_{p,q}^{m,n}(x; \mathbf{P}) = \frac{1}{2\pi j} \int_{\Sigma} \theta(s) x^s ds, \quad x \neq 0 \quad (69)$$

where \mathcal{L} is a suitable contour, $j = \sqrt{-1}$, $x^s = \exp \{s (\ln |x| + j \arg x)\}$, and

$$\theta(s) = \frac{\prod_{j=1}^m \Gamma(\mathfrak{b}_j - \mathfrak{B}_j s) \prod_{j=1}^n \Gamma(1 - \mathfrak{a}_j + \mathfrak{A}_j s)}{\prod_{j=m+1}^q \Gamma(1 - \mathfrak{b}_j + \mathfrak{B}_j s) \prod_{j=n+1}^p \Gamma(\mathfrak{a}_j - \mathfrak{A}_j s)} \quad (70)$$

$\mathbb{H}_{p,q}^{m,n} \{f(t); \mathbf{P}\}(s)$ H -transform of a function $f(t)$ with Fox's H -kernel of the order sequence $\mathbf{O} = (m, n, p, q)$ and the parameter sequence $\mathbf{P} = (\kappa, c, \mathbf{a}, \mathfrak{b}, \mathfrak{A}, \mathfrak{B})$ [37]:

$$\mathbb{H}_{p,q}^{m,n} \{f(t); \mathbf{P}\}(s) = \kappa \int_0^\infty H_{p,q}^{m,n} \left[cst \left| \begin{array}{c} (\mathbf{a}, \mathfrak{A}) \\ (\mathfrak{b}, \mathfrak{B}) \end{array} \right. \right] f(t) dt, \quad s > 0 \quad (71)$$

$\mathcal{H}_{p,q}^{m,n}(\mathbf{P})$ H -variate with the order sequence $\mathbf{O} = (m, n, p, q)$ and the parameter sequence $\mathbf{P} = (\kappa, c, \mathbf{a}, \mathfrak{b}, \mathfrak{A}, \mathfrak{B})$ [37]: if $x \sim \mathcal{H}_{p,q}^{m,n}(\mathbf{P})$, then

$$p_x(x) = \kappa H_{p,q}^{m,n} \left[cx \left| \begin{array}{c} (\mathbf{a}, \mathfrak{A}) \\ (\mathfrak{b}, \mathfrak{B}) \end{array} \right. \right], \quad x \geq 0 \quad (72)$$

with the set of parameters satisfying a distributional structure such that $p_x(x) \geq 0$ for all $x \in \mathbb{R}_+$ and $\mathbb{H}_{p,q}^{m,n} \{1; \mathbf{P}\}(1) = 1$

APPENDIX B

SPECIAL FUNCTIONS

In this appendix, we briefly introduce the special functions which are frequently used in the context of diffusion theory, fractional calculation theory, and molecular communication.

A. M -Wright Function

The Wright function (of the second kind) is defined as

$$W_{\lambda, \mu}(t) = \sum_{n=0}^{\infty} \frac{t^n}{n! \Gamma(\lambda n + \mu)} \quad (73)$$

where $\lambda > -1$, $\mu \in \mathbb{C}$, and $t \in \mathbb{C}$. The M -Wright function $M_\nu(t)$ is the one of the auxiliary function of the Wright function by setting $\lambda = -\nu$ and $\mu = 1 - \nu$, whose series representation is given by

$$\begin{aligned} M_\nu(t) &= \sum_{n=0}^{\infty} \frac{(-t)^n}{n! \Gamma(-\nu n + (1 - \nu))} \\ &= \frac{1}{\pi} \sum_{n=1}^{\infty} \frac{(-t)^{n-1}}{(n-1)!} \Gamma(\nu n) \sin(\pi n \nu) \end{aligned} \quad (74)$$

where ν is defined on the positive real axis for $0 < \nu < 1$. Note that $M_{\nu=1}(t) = \delta(z)$. It also can be represented in terms of the H -function as

$$M_\nu(t) = H_{1,1}^{1,0}(t; \mathbf{P}_{\text{MW}} = (1, 1, 1 - \nu, 0, \nu, 1)). \quad (75)$$

An important particular case is for $\nu = 1/2$ where the M -Wright function reduces to

$$\begin{aligned} M_{\nu=1/2}(t) &= H_{1,1}^{1,0}(t; (1, 1, 1/2, 0, 1/2, 1)) \\ &= \frac{1}{\sqrt{\pi}} \exp(-t^2/4) \end{aligned} \quad (76)$$

which can be interpreted as a natural generalization of the Gaussian density for fractional diffusion processes. Since the M -Wright function has a relation to Mittag-Leffler function $E_\nu(z)$ by means of the Laplace transform

$$\begin{aligned} \mathbb{L}\{M_\nu(t)\}(s) &= \mathbb{H}_{0,1}^{1,0}\{M_\nu(t); (1, 1, -, 0, -, 1)\}(s) \\ &= H_{1,2}^{1,1}(s; (1, 1, 0, \mathbf{0}_2, 1, (1, \nu))) \\ &= \sum_{n=0}^{\infty} \frac{(-s)^n}{\Gamma(\nu n + 1)} \\ &= E_\nu(-s), \end{aligned} \quad (77)$$

the M -Wright function for nonnegative variable t is known as a non-Markovian model to generalize the evolution in time of fractional diffusion processes. The M -Wright function is also related to the inverse stable subordinator to the generalized grey Brownian motion [46]–[48], and hence the M -Wright function for the symmetric random variable can be represented as all solutions of EK-FD process.

B. Mittag-Leffler Function

The Mittag-Leffler function appears as the solution of fractional differential equations and fractional order integral equations [50]–[52], [69], [70]. The series and H -function representations for the generalized Mittag-Leffler function $E_{\alpha,\beta}(t)$ are given by

$$\begin{aligned} E_{\alpha,\beta}(t) &= \sum_{n=0}^{\infty} \frac{t^n}{\Gamma(\alpha n + \beta)} \\ &= H_{1,2}^{1,1}(t; \mathbf{P}_{\text{GML}} = (1, -1, 0, (0, 1 - \beta), 1, (1, \alpha))) \end{aligned} \quad (78)$$

where $\alpha, \beta \in \mathbb{C}$ and $\Re(\alpha), \Re(\beta) > 0$. When $\alpha = \nu$ and $\beta = 1$, $E_{\alpha, \beta}(t)$ reduces to Mittag-Leffler function, denoted by $E_\nu(t)$, as

$$\begin{aligned} E_\nu(t) &= \sum_{n=0}^{\infty} \frac{t^n}{\Gamma(\nu n + 1)} \\ &= H_{1,2}^{1,1}(t; \mathbf{P}_{\text{ML}} = (1, -1, 0, \mathbf{0}_2, 1, (1, \nu))). \end{aligned} \quad (79)$$

Since $E_\nu(t)$ is an increasing function for all $\nu \in (0, 1]$ with the convergences $E_\nu(-\infty) = 0$ and $E_\nu(0) = 1$, the cumulative distribution function of a probability measure on the nonnegative real numbers can be defined as $F_t(t; \nu) = 1 - E_\nu(-t^\nu)$ called the Mittag-Leffler distribution of order ν . For $\nu \in (0, 1)$, the Mittag-Leffler distribution of order ν is a heavy-tailed generalization of the exponential distribution since the Laplace transform of

$$t \sim \mathcal{H}_{1,2}^{1,1}(\mathbf{P}_{\text{MLD}} = (\frac{1}{\nu}, 1, 1 - \frac{1}{\nu}, (1 - \frac{1}{\nu}, 0), \frac{1}{\nu}, (\frac{1}{\nu}, 1))) \quad (80)$$

has a form

$$\mathbb{E}\{e^{-ts}\} = \frac{1}{1 + s^\nu}. \quad (81)$$

Note that t is a completely skewed geometric stable distribution and also an exponential distribution with the order $\nu = 1$.

APPENDIX C

H -REPRESENTATION THEORY OF STRICTLY STABLE DISTRIBUTIONS

The stable distribution is a rich class of probability distributions that allow skewness and heavier (algebraic) tails. This distribution has been used in modeling and analyzing physical, statistical, engineering, and economic systems. However, due to lack of analytical expression for the density function of stable distributions for all but a few cases—for example, normal, Cauchy, and Lévy distributions—the use of stable distributions meets many technical challenges. In this appendix, we provide an analytical expression for the stable distributions in terms of H -functions.

Let x_1 and x_2 be independent copies of a random variable x . Then x is said to be *stable* if, for any constants $a > 0$ and $b > 0$,

$$ax_1 + bx_2 \stackrel{d}{=} cx + d \quad (82)$$

for constants $c > 0$ and d . The distribution is said to be *strictly stable* when (82) holds with $d = 0$. In what follows, we use $\mathcal{S}(\alpha, \beta, \gamma, \mu)$ to denote the distribution of a stable random variable with

$\alpha \in (0, 2]$	characteristic exponent (index of stability)
$\beta \in [-1, 1]$	skewness parameter
$\gamma \in [0, \infty)$	scale (dispersion) parameter
$\mu \in \mathbb{R}$	location parameter.

In general, the canonical characteristic function of stable distribution $x \sim \mathcal{S}(\alpha, \beta, \gamma, \mu)$ is

$$\phi_x(\omega) = \begin{cases} \exp \{ -\gamma |\omega|^\alpha [1 - j\beta \operatorname{sign}(\omega) \tan(\frac{\pi\alpha}{2})] + j\mu\omega \}, & \text{if } \alpha \neq 1 \\ \exp \{ -\gamma |\omega| [1 + j\beta \operatorname{sign}(\omega) \frac{2}{\pi} \ln |\omega|] + j\mu\omega \}, & \text{if } \alpha = 1. \end{cases} \quad (83)$$

We discuss the special cases for the stable distribution as follows:

- When $\alpha \neq 1$: The representation problem of stable densities with $\alpha \neq 1$ is equivalent to finding the inverse Fourier transform of the form

$$\psi_{\alpha,\theta}(\omega) = \exp \{ -|\omega|^\alpha e^{-j\frac{\pi}{2}\theta \operatorname{sign}(\omega)} \} \quad (84)$$

where $|\theta| \leq \min \{ \alpha, 2 - \alpha \}$. The PDF of $x \sim \mathcal{S}(\alpha, \beta, \gamma, \mu)$ for $\alpha \neq 1$ is given by

$$p_x(x) = H_{2,2}^{1,1}(|x - \mu|; \mathbf{P}_{\alpha,\beta,\gamma,\mu}) \quad (85)$$

where the parameter sequence $\mathbf{P}_{\alpha,\beta,\gamma,\mu}$ is

$$\mathbf{P}_{\alpha,\beta,\gamma,\mu} = \left(\frac{\omega_{\alpha,\beta,\gamma}}{\alpha}, \omega_{\alpha,\beta,\gamma}, \mathbf{a}_s, \mathbf{b}_s, \mathbf{A}_s, \mathbf{B}_s \right) \quad (86)$$

with

$$\begin{cases} \mathbf{a}_s = \left(1 - \frac{1}{\alpha}, \frac{1}{2} - \operatorname{sign}(x - \mu) \theta_{\alpha,\beta} \right) \\ \mathbf{b}_s = \left(0, \frac{1}{2} - \operatorname{sign}(x - \mu) \theta_{\alpha,\beta} \right) \\ \mathbf{A}_s = \left(\frac{1}{\alpha}, \frac{1}{2} + \operatorname{sign}(x - \mu) \theta_{\alpha,\beta} \right) \\ \mathbf{B}_s = \left(1, \frac{1}{2} + \operatorname{sign}(x - \mu) \theta_{\alpha,\beta} \right) \end{cases} \quad (87)$$

and

$$\omega_{\alpha,\beta,\gamma} = \left(\gamma \sqrt{1 + \beta^2 \tan^2(\frac{\pi\alpha}{2})} \right)^{-1/\alpha} \quad (88)$$

$$\theta_{\alpha,\beta} = \frac{1}{\pi\alpha} \tan^{-1} \left(\beta \tan \frac{\pi\alpha}{2} \right). \quad (89)$$

The result shows that *all* stable densities with $\alpha \neq 1$ can be expressed in terms of H -functions.

- When $\alpha = 1$ (*Terra Incognita*): Due to the presence of the logarithm $\ln |\omega|$ in the characteristic function, little information is available about the distributional structure for this case. If $x \sim \mathcal{S}(1, \beta, \gamma, \mu)$ is *strictly* stable (i.e., $\beta = 0$), we have

$$p_x(x) = H_{2,2}^{1,1}(|x - \mu|; \mathbf{P}_{1,0,\gamma,\mu}) \quad (90)$$

where $\mathbf{P}_{1,0,\gamma,\mu}$ reduces to

$$\mathbf{P}_\gamma = \left(\frac{1}{\gamma}, \frac{1}{\gamma}, \left(0, \frac{1}{2}\right), \left(0, \frac{1}{2}\right), \left(1, \frac{1}{2}\right), \left(1, \frac{1}{2}\right) \right). \quad (91)$$

This result shows that *only strictly* stable densities with $\alpha = 1$ are known in terms of H -functions.

- Nonnegative Stable Laws: Since all the one-sided stable distributions are *extremal* (i.e., $\beta = \pm 1$ with the support \mathbb{R}_\pm), $x \sim \mathcal{S}(\alpha, \beta, \gamma, \mu)$ is nonnegative if and only if $0 < \alpha < 1$, $\beta = 1$, and $\mu = 0$ (necessarily strictly stable). Hence,

$$p_x(x) = H_{1,1}^{0,1}(x; \mathbf{P}_{\text{pdf}}^*), \quad x \geq 0 \quad (92)$$

where

$$\mathbf{P}_{\text{pdf}}^* = \left(\frac{\omega_{\alpha,1,\gamma}}{\alpha}, \omega_{\alpha,1,\gamma}, 1 - \frac{1}{\alpha}, 0, \frac{1}{\alpha}, 1 \right). \quad (93)$$

Using the language of H -functions, the characteristic function of x can be expressed again in terms of H -function as follows:

$$\phi_x(\omega) = H_{1,2}^{1,1}(-j\omega; \mathbf{P}_{\text{cf}}^*) \quad (94)$$

where

$$\mathbf{P}_{\text{cf}}^* = \left(\frac{1}{\alpha}, \frac{1}{\omega_{\alpha,1,\gamma}}, 0, \mathbf{0}_2, 1, \left(\frac{1}{\alpha}, 1\right) \right). \quad (95)$$

All *nonnegative* stable random variables are H -variates. The aggregate interference power in a Poisson field belongs to this class of stable laws.

REFERENCES

- [1] K. V. Srinivas, A. W. Eckford, and R. S. Adve, "Molecular communication in fluid media: The additive inverse Gaussian noise channel," *IEEE Trans. Inf. Theory*, vol. 58, no. 7, pp. 4678–4692, Jul. 2012.
- [2] T. Nakano, A. W. Eckford, and T. Haraguchi, *Molecular Communication*, 1st ed. Cambridge, 2013.
- [3] N. Farsad, Y. Murin, W. Guo, C.-B. Chae, A. W. Eckford, and A. Goldsmith, "Communication system design and analysis for asynchronous molecular timing channels," *IEEE Trans. Mol. Biol. Multi-Scale Commun.*, vol. 3, no. 4, pp. 239–253, Dec. 2017.

- [4] D. Kilinc and O. B. Akan, "Receiver design for molecular communication," *IEEE J. Sel. Areas Commun.*, vol. 31, no. 12, pp. 705–714, Dec. 2013.
- [5] V. Jamali, A. Ahmadzadeh, C. Jardin, H. Sticht, and R. Schober, "Channel estimation for diffusive molecular communications," *IEEE Trans. Commun.*, vol. 64, no. 10, pp. 4238–4252, Oct. 2016.
- [6] L. Lin, J. Zhang, M. Ma, and H. Yan, "Time synchronization for molecular communication with drift," *IEEE Commun. Lett.*, vol. 21, no. 3, pp. 476–479, Mar. 2017.
- [7] Y. Lu, M. D. H. M. S. Leeson, Y. Chen, and P. A. Jennings, "Revised look at the effects of the channel model on molecular communication systems," *Micro & Nano Lett.*, vol. 12, no. 2, pp. 136–139, 2017.
- [8] G. Chang, L. Lin, and H. Yan, "Adaptive detection and ISI mitigation for mobile molecular communication," *IEEE Trans. NanoBiosci.*, vol. 17, no. 1, pp. 21–35, Jan. 2018.
- [9] D. Koch and J. Brady, "Anomalous diffusion in heterogeneous porous media," *Phys. Fluids*, vol. 31, no. 5, pp. 965–973, May 1988.
- [10] L. Plociniczak, "Approximation of the Erdélyi-Kober operation with applications to the time-fractional porous medium equation," *SIAM J. Appl. Math.*, vol. 74, no. 4, pp. 1219–1237, Aug. 2014.
- [11] B. M. Renger, D. Vučinić, C. Domnisoru, T. M. Bartol, M. W. Hetzer, D. M. Tartakovsky, and T. J. Sejnowski, "Anomalous diffusion of single particles in cytoplasm," *Biophys. J.*, vol. 104, pp. 1652–1660, Apr. 2013.
- [12] T. H. Solomon, E. R. Weeks, and H. L. Swinney, "Observation of anomalous diffusion and Lévy flights in a two-dimensional rotating flow," *Phys. Rev. Lett.*, vol. 71, no. 24, pp. 3975–3978, Dec. 1993.
- [13] E. Özarslan, P. J. Basser, T. M. Shepherd, P. E. Thelwall, B. C. Vemuri, and S. J. Blackband, "Observation of anomalous diffusion in excised tissue by characterizing the diffusion-time dependence of the MR signal," *J. Magn. Reson.*, vol. 183, no. 2, pp. 315–323, Dec. 2006.
- [14] I. Bronstein, Y. Israel, E. Kepten, S. Mai, Y. Shav-Tal, E. Barkai, and Y. Garini, "Transient anomalous diffusion of telomeres in the nucleus of mammalian cells," *Phys. Rev. Lett.*, vol. 103, no. 1, p. 018102, Jul. 2009.
- [15] R. Metzler and J. Klafter, "The random walk's guide to anomalous diffusion: A fractional dynamics approach," *Phys. Rep.*, vol. 339, no. 1, pp. 1–77, Dec. 2000.
- [16] R. Metzler, J. H. Jeon, A. G. Cherstvy, and E. Barkai, "Anomalous diffusion models and their properties: Non-stationarity, non-ergodicity, and ageing at the centenary of single particle tracking," *Phys. Chem. Chem. Phys.*, vol. 16, pp. 24 128–24 164, Sep. 2014.
- [17] V. Zaburdaev, S. Denisov, and J. Klafter, "Lévy walks," *Rev. Mod. Phys.*, vol. 87, pp. 483–530, Jun. 2015.
- [18] M. U. Mahfuz, D. Makrakis, and H. T. Mouftah, "Concentration-encoded subdiffusive molecular communication: Theory, channel characteristics, and optimum signal detection," *IEEE Trans. NanoBiosci.*, vol. 15, no. 6, pp. 533–548, Sep. 2016.
- [19] T. N. Cao, D. P. Trinh, Y. Jeong, and H. Shin, "Anomalous diffusion in molecular communication," *IEEE Commun. Lett.*, vol. 19, no. 10, pp. 1674–1677, Oct. 2015.
- [20] D. P. Trinh, Y. Jeong, and H. Shin, "Connectivity in molecular communication with random time constraints," *IEEE Access*, vol. 7, pp. 113 121–113 130, Aug. 2019.
- [21] D. P. Trinh, Y. Jeong, H. Shin, and M. Z. Win, "Molecular communication with anomalous diffusion in stochastic nanonetworks," *IEEE Trans. Commun.*, 2019, to be published.
- [22] N. Farsad, N.-R. Kim, A. W. Eckford, and C.-B. Chae, "Channel and noise models for nonlinear molecular communication systems," *IEEE J. Sel. Areas Commun.*, vol. 32, no. 12, pp. 2392–2401, Dec. 2014.
- [23] G. H. Weiss and R. J. Rubin, "Random walks: Theory and selected applications," *Adv. Chem. Phys.*, vol. 52, pp. 363–505, 1983.

- [24] M. J. Schnitzer, "Theory of continuum random walks and application to chemotaxis," *Phys. Rev. E.*, vol. 48, no. 4, pp. 2553–2568, Oct. 1993.
- [25] J. K. E. Tunaley, "Asymptotic solutions of the continuous time random walk model of diffusion," *J. Stat. Phys.*, vol. 11, no. 5, pp. 397–408, 1974.
- [26] R. Gorenflo, F. Mainardi, and A. Vivoli, "Continuous-time random walk and parametric subordination in fractional diffusion," *Chaos, Solitons and Fractals*, vol. 34, pp. 87–103, 2007.
- [27] R. Gorenflo, A. Vivoli, and F. Mainardi, "Discrete and continuous random walk models for space-time fractional diffusion," *J. Math. Sciences.*, vol. 132, no. 5, pp. 614–628, 2006.
- [28] F. Mainardi, G. Pagnini, and R. Gorenflo, "Mellin transform and subordination laws in fractional diffusion processes," *Fract. Calcul. Appl. Anal.*, vol. 6, no. 4, pp. 441–459, 2003.
- [29] G. Pagnini and P. Paradisi, "A stochastic solution with Gaussian stationary increments of the symmetric space-time fractional diffusion equation," *Fract. Calcul. Appl. Anal.*, vol. 19, no. 2, pp. 408–440, 2016.
- [30] A. Mura and G. Pagnini, "Characterizations and simulations of a class of stochastic processes to model anomalous diffusion," *J. Phys. A: Math. Theor.*, vol. 41, 2008.
- [31] G. Pagnini, A. Mura, and F. Mainardi, "Two particle anomalous diffusion probability density functions and self similar stochastic processes," *Philos. Trans. Roy. Soc. A*, vol. 371, no. 1990, Apr. 2013.
- [32] B. Baeumer and M. M. Meerschaert, "Stochastic solutions for fractional Cauchy problems," *Fract. Calcul. Appl. Anal.*, vol. 4, no. 4, pp. 481–500, Mar. 2001.
- [33] M. M. Meerschaert, D. A. B. H.-P. Scheffler, and B. Baeumer, "Stochastic solution of space-time fractional diffusion equations," *Phys. Rev. E.*, vol. 65, no. 4, p. 041103, Mar. 2002.
- [34] Y. Çenesiza, A. Kurtb, and E. Nane, "Stochastic solutions of conformable fractional Cauchy problems," *Statis. Prob. Lett.*, vol. 124, pp. 126–131, May 2017.
- [35] Y. Jeong, J. W. Chong, H. Shin, and M. Z. Win, "Intervehicle communication: Cox–Fox modeling," *IEEE J. Sel. Areas Commun.*, vol. 31, no. 9, pp. 418–433, Sep. 2013.
- [36] Y. Jeong, T. Q. S. Quek, J. S. Kwak, and H. Shin, "Multicasting in stochastic MIMO networks," *IEEE Trans. Wireless Commun.*, vol. 13, no. 4, pp. 1729–1741, Apr. 2014.
- [37] Y. Jeong, H. Shin, and M. Z. Win, " H -transforms for wireless communication," *IEEE Trans. Inf. Theory*, vol. 61, no. 7, pp. 3773–3809, Jul. 2015.
- [38] D. P. Trinh, Y. Jeong, and H. Shin, "MIMO capacity in Binomial field networks," *IEEE Access*, vol. 5, pp. 12 545–12 551, Jun. 2017.
- [39] G. Kallianpur and P. Sundar, *Stochastic Analysis and Diffusion Processes*. Oxford, UK: Oxford University Press, 2014.
- [40] G. Pagnini, A. Mura, and F. Mainardi, "Generalized fractional master equation for self-similar stochastic process modeling anomalous diffusion," *Int. J. Stoch. Anal.*, vol. 2012, 2012.
- [41] A. Mura and F. Mainardi, "A class of self-similar stochastic processes with stationary increments to model anomalous diffusion in physics," *Integr. Trans. Spec. F.*, vol. 20, no. 3-4, pp. 185–198, Mar. 2009.
- [42] P. Embrechts and M. Maejima, "An introduction to the theory of self-similar stochastic processes," *J. Mod. Phys. B*, vol. 14, no. 12&13, pp. 1399–1420, Mar. 2000.
- [43] —, *Selfsimilar Processes*. New Jersey: Princeton University Press, 2002.
- [44] K.-I. Sato, *Lévy Processes and Infinitely Divisible Distributions*. New York: Cambridge University Press, 1999.
- [45] A. Mura, M. S. Taqqu, and F. Mainardi, "Non-markovian diffusion equations and processes: Analysis and simulations," *Phys. A.*, vol. 387, no. 21, pp. 5033–5064, Sep. 2008.

- [46] F. Mainardi, A. Mura, and G. Pagnini, "The M -Wright function in time-fractional diffusion processes: A tutorial survey," *Int. J. Diff. Equations*, vol. 2010, pp. 1–29, 2010.
- [47] G. Pagnini, "The M -Wright function as a generalization of the Gaussian density for fractional diffusion processes," *Fract. Calcul. Appl. Anal.*, vol. 16, no. 2, pp. 436–453, 2013.
- [48] G. Pagnini and E. Scalas, "Historical notes on the M -Wright/Mainardi function," *Commun. Appl. Indust. Math.*, vol. 6, no. 1, 2014.
- [49] F. Mainardi, M. Raberto, R. Gorenflo, and E. Scalas, "Fractional calculus and continuous time finance II: The waiting time distribution," *Physica A*, vol. 287, no. 3-4, pp. 468–481, Dec. 2000.
- [50] D. O. Cahoy, "Estimation of Mittag-Leffler parameters," *Commun. Stat. Theory Methods*, vol. 42, pp. 1583–1598, 2013.
- [51] R. Gorenflo, A. A. Kilbas, F. Mainardi, and S. V. Rogosin, *Mittag-Leffler Functions, Related Topics and Applications*. Springer-Verlag Berlin Heidelberg, 2014.
- [52] G. D. Lin, "On the Mittag-Leffler distributions," *J. Statis. Plan. Inference*, vol. 74, no. 1, pp. 1–9, Oct. 1998.
- [53] L. Vlahos, H. Isliker, Y. Kominis, and K. Hizanidis, "Normal and anomalous diffusion: A tutorial," in *Order and Chaos*, Patras University Press, 2008.
- [54] T. Nakano, Y. Okaie, and J. Q. Liu, "Channel model and capacity analysis of molecular communication with Brownian motion," *IEEE Commun. Lett.*, vol. 16, no. 6, pp. 797–800, Jun. 2012.
- [55] B.-H. Koo, C. Lee, H. B. Yilmaz, N. Farsad, A. Eckford, and C.-B. Chae, "Molecular MIMO: From theory to prototype," *IEEE J. Sel. Areas Commun.*, vol. 34, no. 3, pp. 600–614, Mar. 2016.
- [56] W. Haselmayr, S. M. H. Aejaz, A. T. Asyhari, A. Springer, and W. Guo, "Transposition errors in diffusion-based mobile molecular communication," *IEEE Commun. Lett.*, vol. 21, no. 9, pp. 1973–1976, Sep. 2017.
- [57] S. Redner, *A guide to first-passage processes*. Cambridge University Press, 2001.
- [58] X. Ma and C. L. Nikias, "Joint estimation of time delay and frequency delay in impulsive noise using fractional lower order statistics," *IEEE Trans. Signal Process.*, vol. 44, no. 11, pp. 2669–2687, Nov. 1996.
- [59] J. G. Gonzaler, J. L. Paredes, and G. R. Arce, "Zero-order statistics: A mathematical framework for the processing and characterization of very impulsive signals," *IEEE Trans. Signal Process.*, vol. 54, no. 10, pp. 3839–3851, Oct. 2006.
- [60] G. R. Arce, *Nonlinear Signal Processing: A Statistical Approach*. New Jersey: John Wiley & Sons, 2004.
- [61] A. Ahmadzadeh, V. Jamali, and R. Schober, "Stochastic channel modeling for diffusive mobile molecular communication systems," *IEEE Trans. Commun.*, vol. 66, no. 12, pp. 6205–6220, Dec. 2018.
- [62] A. Singhal, R. K. Mallik, and B. Lall, "Performance analysis of amplitude modulation schemes for diffusion-based molecular communication," *IEEE Trans. Wireless Commun.*, vol. 14, no. 10, pp. 5681–5691, Oct. 2015.
- [63] H. Arjmandi, M. Movahednasab, A. Gohari, M. Mirmohseni, M. Nasiri-Kenari, and F. Fekri, "ISI-Avoiding modulation for diffusion-based molecular communication," *IEEE Trans. Mol. Biol. Multi-Scale Commun.*, vol. 3, no. 1, pp. 48–59, Mar. 2017.
- [64] R. Mosayebi, A. Gohari, M. Mirmohseni, and M. Nasiri-Kenari, "Type-based sign modulation and its application for ISI mitigation in molecular communication," *IEEE Trans. Commun.*, vol. 66, no. 1, pp. 180–193, Jan. 2018.
- [65] Y. Murin, N. Farsad, M. Chowdhury, and A. Goldsmith, "Communication over diffusion-based molecular timing channels," in *Proc. IEEE Global Communi. Conf. (GLOBECOM'16)*, Washington, DC, USA, Dec. 2016.
- [66] I. F. Akyildiz, F. Fekri, R. Sivakumar, C. R. Forest, and B. K. Hammer, "MoNaCo: Fundamentals of molecular nano-communication networks," *IEEE Wireless Commun. Mag.*, vol. 19, no. 5, pp. 12–28, Oct. 2012.
- [67] T. Nakano, T. Suda, Y. Okaie, M. J. Moore, and A. V. Vasilakos, "Molecular communication among biological nanomachines: A layered architecture and research issues," *IEEE Trans. NanoBiosci.*, vol. 13, no. 3, pp. 169–197, Sep. 2014.

- [68] I. S. Gradshteyn and I. M. Ryzhik, *Table of Integrals, Series, and Products*, 7th ed. San Diego, CA: Academic, 2007.
- [69] G. Mittag-Leffler, “Sur la représentation analytique d’une branche uniforme d’une fonction monogène: cinquième note,” *Acta Math*, vol. 29, pp. 101–181, 1905.
- [70] R. Gorenflo, “Mittag-Leffler waiting time, power laws, rarefaction, continuous time random walk, diffusion limit,” in *Proceedings of the National Workshop on Fractional Calculus and Statistical Distributions*, Nov. 2009, pp. 1–22.