

Exact solution of the 1D time-dependent Schrödinger equation for the emission of quasi-free electrons from a flat metal surface by a laser

Ovidiu Costin and Rodica Costin
Ohio State University, Columbus, OH 43210, USA

Ian Jauslin
Princeton University, Princeton, NJ 08544, USA

Joel L. Lebowitz
Rutgers University, Piscataway, NJ 08854, USA

We solve exactly the one-dimensional Schrödinger equation for $\psi(x, t)$ describing the emission of electrons from a flat metal surface, located at $x = 0$, by a periodic electric field $E \cos(\omega t)$ at $x > 0$, turned on at $t = 0$. We prove that for all physical initial conditions $\psi(x, 0)$, the solution $\psi(x, t)$ exists, and converges for long times, at a rate $t^{-\frac{3}{2}}$, to a periodic solution considered by Faisal et al. (Phys. Rev. A **72**, 023412 (2005)). Using the exact solution, we compute $\psi(x, t)$, for $t > 0$, via an exponentially convergent algorithm, taking as an initial condition a generalized eigenfunction representing a stationary state for $E = 0$. We find, among other things, that: (i) the time it takes the current to reach its asymptotic state may be large compared to the period of the laser; (ii) the current averaged over a period increases dramatically as $\hbar\omega$ becomes larger than the work function of the metal plus the ponderomotive energy in the field. For weak fields, the latter is negligible, and the transition is at the same frequency as in the Einstein photoelectric effect; (iii) the current at the interface exhibits a complex oscillatory behavior, with the number of oscillations in one period increasing with the laser intensity and period. These oscillations get damped strongly as x increases.

I. INTRODUCTION

There have been many advances in recent years in the development and application of short intense laser pulses to produce femto-second and even atto-second beams of electrons from metallic surfaces [1–26]. A full microscopic description of the short-time behavior of the emission process is therefore highly desirable.

In this note, we present, for the first time, an exact solution for the time-dependent Schrödinger equation describing the emission of electrons from a flat metal surface by an oscillating electric field. We use the Sommerfeld model of quasi-free electrons with a Fermi distribution of energies, confined by a step potential $U = \mathcal{E}_F + W$, where \mathcal{E}_F is the Fermi energy and W is the work function of the metal. This setup was first used by Fowler and Nordheim [27] in 1928 for a time-independent field, and is commonly used as a model for the process of emission, both for a constant and an oscillating field [1, 4, 22, 24, 27–35]. In both cases one imagines the metal occupies the half space $x < 0$, and focuses attention on electrons, part of the Fermi sea, moving from the left towards the metal surface at $x = 0$. These are described by a wave function e^{ikx} , $k > 0$, $x < 0$ and have energy $\frac{1}{2}k^2$ (in atomic units). In the sequel, we shall generally consider values of k such that $\frac{1}{2}k^2 = \mathcal{E}_F$. The field is described classically.

The time evolution of the wave function of an electron in such a beam subjected to an oscillating field for $x \geq 0$, is described by the one dimensional Schrödinger

equation: for $x \in \mathbb{R}$ and $t > 0$,

$$i\partial_t\psi(x, t) = -\frac{1}{2}\Delta\psi(x, t) + \Theta(x)(U - Ex \cos(\omega t))\psi(x, t) \quad (1)$$

where $\Theta(x) = 0$ for $x < 0$ and $\Theta(x) = 1$ for $x > 0$, E is the electric field perpendicular to the surface, $\frac{\omega}{2\pi}$ is the frequency and we are using atomic units $\hbar = m = 1$. We note that in experiments one usually applies the laser field to a sharp tip in order to enhance the strength of the field. One also includes a carrier wave envelope. Here we ignore these as well as the Shottky effect. Including them would greatly complicate the problem. We believe that the simpler model considered here already captures many of the relevant physical phenomena so we focus on its exact solution. The values of the field we use in our computations are those generally used for the enhanced field at a sharp tip. The short time behavior would be the same as if the field was cut off after some time t_0 .

In the absence of an external field, $E = 0$, the Schrödinger equation (1) has a “stationary” solution $e^{-i\frac{1}{2}k^2t}\varphi_0(x)$ in which there is, for $k^2 < 2U$, a reflected beam of the same energy and intensity as the incoming beam e^{ikx} and an evanescent, exponentially decaying tail on the right. The requirement of continuity of ψ and its spatial derivative at $x = 0$ then gives [22]

$$\varphi_0(x) = \begin{cases} e^{ikx} + \frac{ik + \sqrt{2U - k^2}}{ik - \sqrt{2U - k^2}} e^{-ikx} & \text{for } x < 0 \\ \frac{2ik}{ik - \sqrt{2U - k^2}} e^{-\sqrt{2U - k^2}x} & \text{for } x > 0 \end{cases} \quad (2)$$

The current,

$$j(x, t) := \mathcal{I}m(\psi^*(x, t)\partial_x\psi(x, t)) \quad (3)$$

is zero and no electrons leave the metal.

In [36] we solved the time-dependent Schrödinger equation (1) for any initial condition, including $\varphi_0(x)$, for the constant field. This corresponds to setting $\omega = 0$ in (1). We showed that $\psi(x, t)$ converges, as $t \rightarrow \infty$, to the well known Fowler-Nordheim (FN) solution [27] for emission by a constant field. FN assumed a solution of (1), with $\omega = 0$, of the form $e^{-\frac{1}{2}k^2t}\varphi_E(x)$, so that $\varphi_E(x)$ satisfies the equation

$$-\frac{1}{2}\Delta\varphi_E + \Theta(x)(U - Ex)\varphi_E = \frac{1}{2}k^2\varphi_E. \quad (4)$$

The solution $\varphi_E(x)$ has the form $\varphi_E(x) = e^{ikx} + R_E e^{-ikx}$ for $x < 0$ and an Airy function expression for $x > 0$. The FN computation of the tunneling current from $\varphi_E(x)$ via (3), is still the basic ingredient for the analysis of experiments at present [22]. The main modification is the use of the Schottky factor [22, 35], rounding off the barrier at $x = 0$, which, as already noted by FN, is only important for $\frac{1}{2}k^2 \sim U$.

The rate of convergence of the solution of the time-dependent Schrödinger equation (1), with $\omega = 0$ and an initial condition of the form (2), to the FN solution was shown in [36] to be like $t^{-\frac{3}{2}}$. Surprisingly, the deviation of the current from the FN solution becomes quickly very small, so the “effective” time of approach to the FN solution was found to be, for realistic values of the parameters, of the order of femtoseconds. It is therefore not significant for emission in constant fields acting over much longer times.

Here, we investigate solutions of (1) with $E > 0$, $\omega > 0$ and general $\psi(x, 0)$. This covers a wide range of physical situations, depending on ω and E , ranging from mechanically produced oscillating fields to those produced by lasers of high frequency. As the Keldysh parameter $\gamma := \frac{2\omega}{E}\sqrt{W}$ increases, the process goes from tunneling to multi-photon emission [37]. In situations in which the laser is turned on for only a short time, with pulses as short as a few laser periods, knowing the early time behavior is important. In fact, we shall see later that the asymptotic approach to the periodic state considered in Faisal et al. [28], which we discuss in detail in Section IV, can be much longer than a laser period. Solving (1) for $\omega \neq 0$ turns out to be much more difficult than the constant field case, since here, the solution cannot be written in terms of known functions. The very existence of physical solutions, which are bounded at infinity, is not mathematically obvious.

In addition to the work in [28] there have been very many studies of the emission process using various approximations [1, 4, 24, 29–34, 38–41]. Of particular note is the work of Yalunin, Gulde and Ropers [29] who consider the same setup as we (except for a phase difference

in the field). They use various analytic approximations for obtaining solutions of the periodic type considered in [28]. They also carry out numerical solutions using the Crank-Nicolson method. This method is discussed in section III and compared to the exact result in Figure 5. As shown there the Crank-Nicolson method is not correct for very short times. In particular, the current does not tend to its initial value, zero, as time tends to 0, see [29, Figure 5].

The outline of the rest of the paper is as follows. In section II, we give a brief description of the method used to solve (1). In section III, we present the results for the initial state $\psi(x, 0) = \varphi_0(x)$ in (2). In section IV, we describe the asymptotic form of $\psi(x, t)$ as $t \rightarrow \infty$. The appendix contains more information about the derivation of the solution of (1).

II. SOLUTION OF THE SCHRÖDINGER EQUATION

We solve (1) by using the one sided Fourier transforms $\hat{\psi}_-(\xi, t) = \frac{1}{\sqrt{2\pi}} \int_{-\infty}^0 e^{-i\xi x} \psi(x, t) dx$ and $\hat{\psi}_+(\xi, t) = \frac{1}{\sqrt{2\pi}} \int_0^{\infty} e^{-i\xi x} \psi(x, t) dx$. These satisfy the equations

$$i \frac{\partial \hat{\psi}_-(\xi, t)}{\partial t} - \frac{\xi^2}{2} \hat{\psi}_- = \frac{1}{\sqrt{2\pi}} \frac{\partial \psi}{\partial y}(0, t) - i\xi \frac{1}{\sqrt{2\pi}} \psi(0, t) \quad (5)$$

and

$$\begin{aligned} i \frac{\partial \hat{\psi}_+(\xi, t)}{\partial t} + i \frac{E}{2} \cos(\omega t) \frac{\partial \hat{\psi}_+}{\partial \xi} - \left(\frac{\xi^2}{2} + U \right) \hat{\psi}_+(\xi, t) \\ = \frac{1}{\sqrt{2\pi}} \frac{\partial \psi}{\partial x}(0, t) + i\xi \frac{1}{\sqrt{2\pi}} \psi(0, t) \end{aligned} \quad (6)$$

Both (5) and (6) admit explicit solutions for initial values $\hat{\psi}_{\pm}(\xi, 0)$ and specified boundary values $\psi(0, t)$ and $\partial_x \psi(0, t)$, see the Appendix. The continuity conditions for ψ and $\partial_x \psi$ at $x = 0$ then lead to an integral equation for $\psi(0, t)$ of the form

$$\psi(0, t) = h(t) + L\psi(0, t) \quad (7)$$

where L is some compact integral operator whose expression is rather involved, see the appendix, and $h(t)$ is a function of the initial condition $\psi(x, 0)$. We prove the existence and uniqueness of a physical solution of (7) for all $t > 0$, by showing that L is a contraction. Given that solution $\psi(0, t)$, we can obtain $\psi(x, t)$ for all x by direct integration. To evaluate the solution numerically for the initial condition (2), we expand $\psi(0, t)$ in a Chebyshev polynomial series and identify the coefficients of this expansion. The complexity of this integral operator L results in complex behavior of its solutions as discussed in the sequel. The full mathematical proof of the existence and uniqueness of the solution of (1) will be presented separately [42].

III. SHORT TIME BEHAVIOR

We carried out the numerical solution of the integral equation for $\psi_0(t)$ (7) with initial condition $\varphi_0(x)$ given in (2), using an exponentially convergent algorithm. The numerical computation is based on expressing the solution $\psi_0(t)$ of (7) in terms of Chebyshev polynomials. Since this solution becomes periodic at long times, it is actually convenient to first split time into small intervals, and expand $\psi_0(t)$ into Chebyshev polynomials in each interval. Then, to compute the right side of (7), we must compute integrals of $\psi_0(t)$, which we carry out using Gauss quadratures. Once that is done, (7) is approximated (by truncating the Chebyshev expansion and the Gauss quadratures) by a finite linear system of equations, which can be solved easily. One has to pay attention to make sure that this approximation is good. In this work, we have striven to ensure that the approximation converges to the exact solution exponentially fast as the truncations of the Chebyshev expansion and Gauss quadratures are removed. This is not entirely trivial, as both ψ_0 and L have square root singularities, so the Chebyshev polynomial expansion and the Gauss quadratures have to be adjusted to take these into account.

We take $\frac{\hbar^2 k^2}{2m} = \mathcal{E}_F = 4.5 \text{ eV}$, $W = 5.5 \text{ eV}$. Unless otherwise specified, we also take $\omega = 1.55 \text{ eV}$. The laser period $\tau = \frac{2\pi}{\omega}$ is then equal to 2.7 fs.

Figure 1 shows the density at the interface $|\psi_0(t)|^2$. The maxima and minima of the density are approximately in phase with the field. Figure 2 shows the values of the current $j(0, t)$ passing through the origin as a function of time for different strengths of the field, all at $\omega = 1.55 \text{ eV}$. We see there a change of behavior as E increases from $E = 1 \text{ V/nm}$ to $E = 30 \text{ V/nm}$ (the Keldysh parameter $\gamma = \frac{2\omega}{E} \sqrt{W}$ goes from 18.6 to 0.62). For large values of E , fast oscillations appear, which become faster and larger as E grows. In Figure 3, the current is plotted for various values of ω . It is seen there that the fast oscillations appear only for small values of ω . It is also apparent that the frequency of these oscillations is not a function of just the Keldysh parameter. In Figure 4, we show a plot of the current for positive values of x , and see that the fast oscillatory behavior within one period is strongly damped as x increases. The fact that the electrons cross the surface at different phases of the field does not fit in with the “simple man” scenario [24, 43, 44], where electrons are ejected out of the metal only when the field is positive, or even only when the field is at its maximum. These oscillations at $x = 0$ are also observed in the approximate solution [29], though the details vary. We note that the height of the first maximum is linear in E , while its location is almost independent of E . Note also that the rapid oscillations occur mostly when the field is increasing. In the Conclusions we further discuss these oscillations and their possible link to the physics of this process.

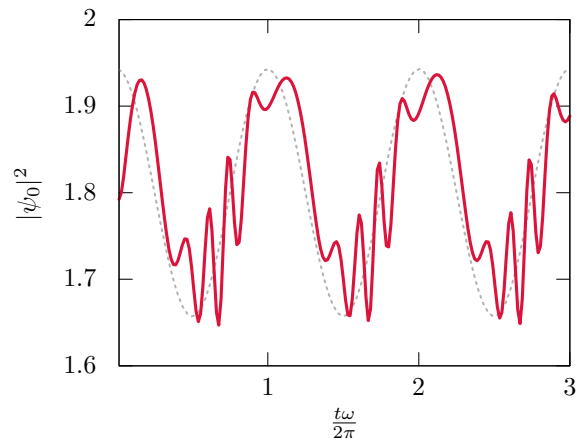


FIG. 1: The density $|\psi_0|^2$ (recall that $\psi_0(t) \equiv \psi(0, t)$ is the wavefunction at $x = 0$) as a function of $\frac{t\omega}{2\pi}$ for 3 periods, with $E = 15 \text{ V} \cdot \text{nm}^{-1}$, $\omega = 1.55 \text{ eV}$. The dotted line is the graph of $\cos(\omega t)$ (not to scale).

In Figure 5, we show a comparison of our solution with the results obtained from a direct solution of (1) via the Crank-Nicolson algorithm. The agreement, especially for the location of the maxima and minima after very early times is very good. It is not so, however, for very short times. This is expected since the Crank-Nicolson scheme is based on approximating derivatives by finite differences. However, at short times, $\psi(0, t) \sim t^{\frac{3}{2}}$, which has a singular second derivative at 0, so $\partial_t \psi$ is poorly approximated by finite differences. The fact that the result of the Crank-Nicolson algorithm is different at short times affects the values at later times, as the initial error effectively changes the initial condition. The agreement at the end of one period is still rather good, indicating that the behavior of the solution behaves weakly on the initial condition.

Note, also, that the Crank-Nicolson method requires a cut-off in x , restricting $\psi(x, t)$ to $x \in [-a, a]$. This causes distortions in ψ due to reflections from these artificial boundaries, and so can only be used for short times (reflections can be avoided by using non-local boundary conditions, such as “transparent boundary conditions”).

In Figure 6, we plot the running average of the current

$$\langle j \rangle_t := \frac{1}{\tau} \int_{t-\tau}^t ds j(0, s), \quad \tau := \frac{2\pi}{\omega}. \quad (8)$$

We plot $\langle j \rangle_t$ at $x = 0$ for $\omega = 6 \text{ eV}$, $E = 10 \text{ V} \cdot \text{nm}^{-1}$, $\gamma = 9.6$. It is seen there that the relative deviation of $\langle j \rangle_t$ from its constant asymptotic value, described in section IV, remains significant even when $t \approx 48\tau$.

The rate of the decay of the average current to its asymptotic value is evaluated in Figure 7. In order to compute this rate without having to guess the asymptotic value, we proceed as follows. At the end of every laser

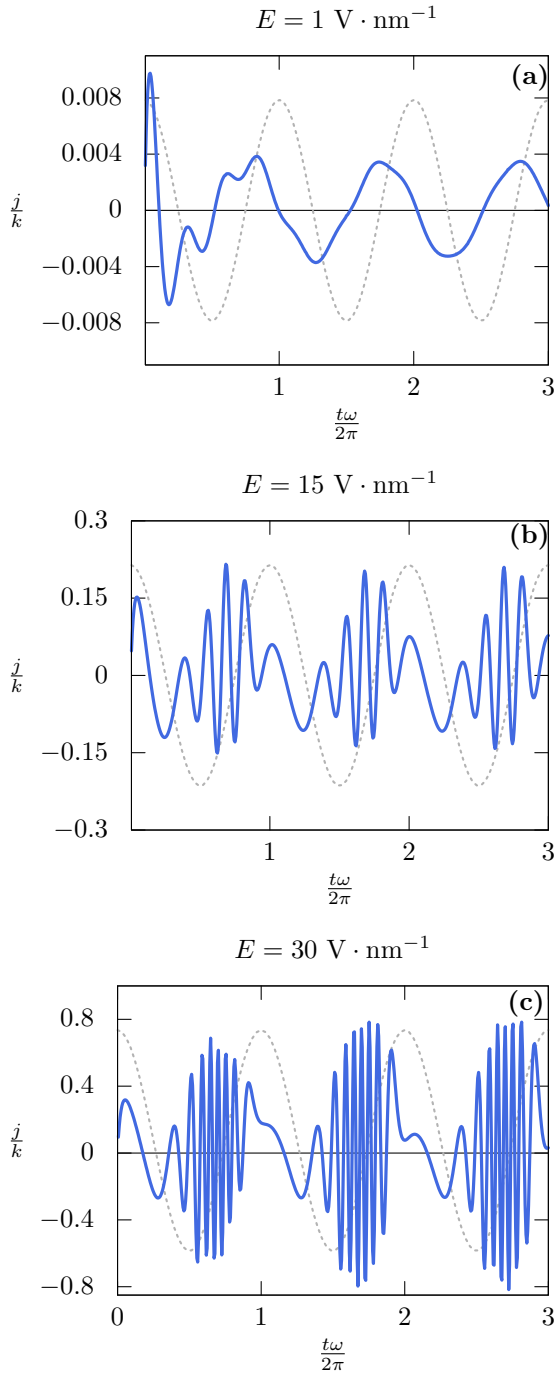


FIG. 2: The normalized current $\frac{j}{k}$ at the interface (recall that we are using atomic units, so $\frac{j}{k}$ is dimensionless) as a function of $\frac{t\omega}{2\pi}$ for $\omega = 1.55$ eV and three values of the electric field: $E = 1, 15, 30$ V \cdot nm $^{-1}$. The Keldysh parameter $\gamma = \frac{2\omega}{E} \sqrt{W}$ for these fields is, respectively, 18.6, 1.24 and 0.621. The dotted line is the graph of $\cos(\omega t)$ (not to scale). As the field increases, fast oscillations in the current appear. These fast oscillations mostly occur while the field is increasing.

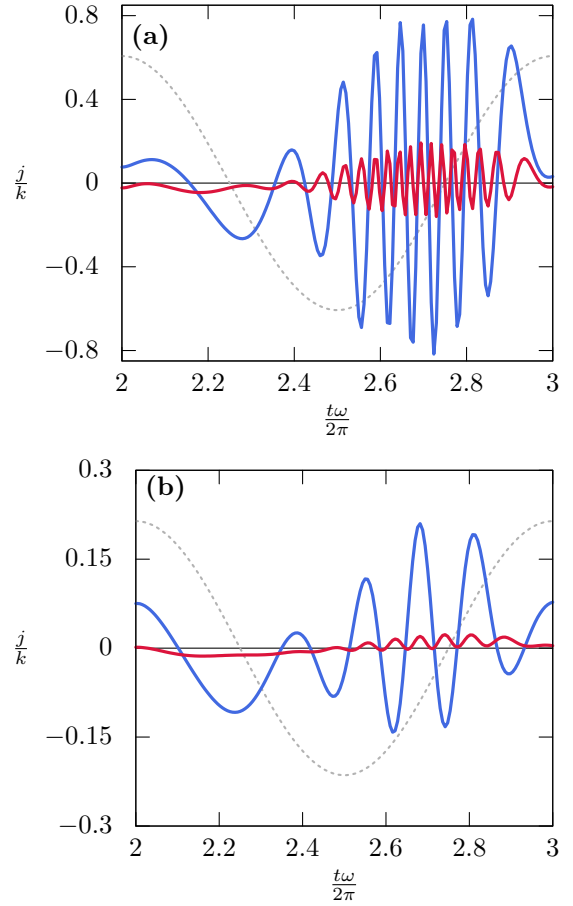


FIG. 3: The normalized current $\frac{j}{k}$ at the interface as a function of $\frac{t\omega}{2\pi}$ for two values of the Keldysh parameter. In (a), $\gamma = 0.621$, the blue curve has $E = 30$ V \cdot nm $^{-1}$ and $\omega = 1.55$ eV, and the red curve has $E = 15$ V \cdot nm $^{-1}$ and $\omega = 0.755$ eV. In (b), $\gamma = 1.24$, the blue curve has $E = 15$ V \cdot nm $^{-1}$ and $\omega = 1.55$ eV, and the red curve has $E = 7.5$ V \cdot nm $^{-1}$ and $\omega = 0.755$ eV. At fixed E , the frequency of the oscillations decreases with ω (compare the red curve in (a) with the blue curve in (b)). However, this frequency does not only depend on the Keldysh parameter.

period $t_n = \frac{2\pi}{\omega}n$, we compute the minimal value μ_n and maximal value M_n of the average current in the period $(\frac{2\pi}{\omega}(n-1), \frac{2\pi}{\omega}n]$. The plot shows $M_n - \mu_n$ as a function of t , and shows that $\langle j \rangle_t \approx \langle j \rangle_\infty + g(t)t^{-\frac{3}{2}}$, where $g(t)$ is bounded and asymptotically constant. This is consistent with the exact result in section IV.

In Figure 8, we show an estimate of the asymptotic average current as a function of ω in the vicinity of the one-photon threshold $\omega_c = W + \frac{E^2}{4\omega^2}$ for $E = 3, 10, 30$ V \cdot nm $^{-1}$. In order to reduce the fluctuations and estimate the long-time average current, we took a second average, and computed the average over a laser period of the average cur-

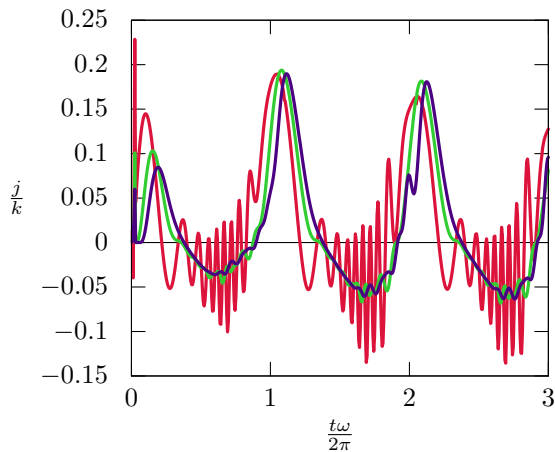


FIG. 4: The normalized current $\frac{j}{k}$ as a function of $\frac{t\omega}{2\pi}$ at positive x . The parameters here are $E = 30 \text{ V} \cdot \text{nm}^{-1}$ and $\omega = 1.55 \text{ eV}$, and the values of x are 0.12 nm (red), 0.24 nm (green) and 0.37 nm (purple). The fast oscillations die down as x gets larger.

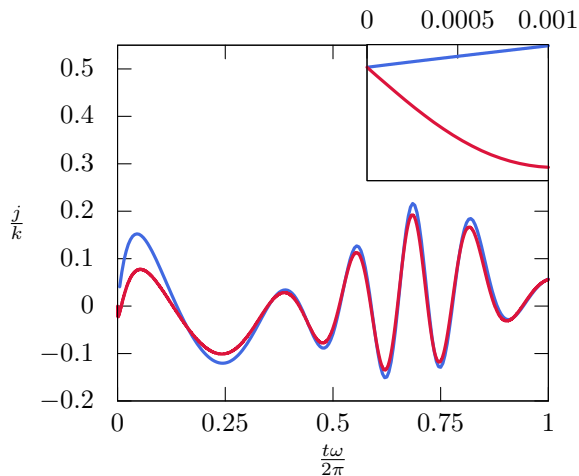


FIG. 5: The current computed with our method (blue, color online), compared with the Crank-Nicolson algorithm (red), for $\omega = 1.55 \text{ eV}$ and $E = 15 \text{ V} \cdot \text{nm}^{-1}$. The maxima and minima seem to occur at the same time, and the agreement is pretty good for $t > \frac{\pi}{\omega}$. The inset focuses on short times, for $\frac{t\omega}{2\pi} < 0.0005$, for which the Crank-Nicolson algorithm produces a different, and unphysical result: the current initially shoots down to negative values before rising back up.

rent, defined as

$$\langle\langle j \rangle\rangle := \frac{1}{\tau} \int_{T-\tau}^T dt \langle j \rangle_t. \quad (9)$$

By dividing the current by ϵ^2 , we see that the average of the average of the current is proportional to ϵ^2 . We see that there is a steep increase in $\langle\langle j \rangle\rangle$ as ω increases past ω_c . This is precisely what is observed in experiments on the photoelectric effect, where the emission of electrons from the metal surface has such a threshold [45]. This

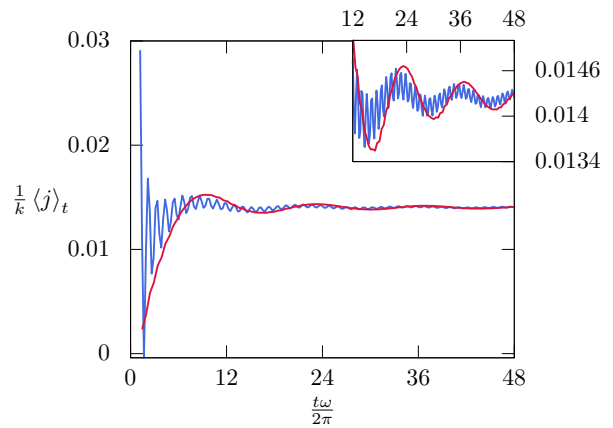


FIG. 6: The normalized average current $\frac{1}{k} \langle j \rangle_t$ as a function of $\frac{t\omega}{2\pi}$ at $x = 0$ (blue) and $x = 0.37 \text{ nm}$ (red) for $\omega = 6 \text{ eV}$ and $E = 10 \text{ V} \cdot \text{nm}^{-1}$. The inset shows the same data, restricted to between the 12th and 48th period. Here, ω is large enough that absorbing one photon suffices to overcome the work function. Even after 48 periods the average current has not converged to its asymptotic value.

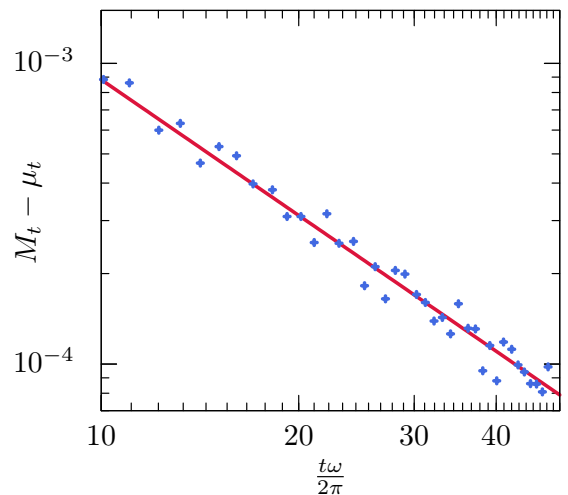


FIG. 7: The convergence rate to the asymptote of the average current as a function of $\frac{t\omega}{2\pi}$ on a log-log plot for $\omega = 6 \text{ eV}$ and $E = 10 \text{ V} \cdot \text{nm}^{-1}$. The dots are computed at the end of each period $t_n = \frac{2\pi}{\omega}n$, and their value is the difference between the maximum M_t and the minimum μ_t of the normalized average current $\frac{1}{k} \langle j \rangle_t$ in the period immediately preceding t_n . The red line is a plot of $0.0030 \times (\frac{t\omega}{2\pi})^{-\frac{3}{2}}$, which fits the data rather well.

became a key element in Einstein's ansatz of localized photons. Here, in the classical treatment of the laser field, this phenomenon appears as a consequence of the quantum treatment of the electrons. It shows that, despite its simplicity, this model captures essential features of the physical phenomena.

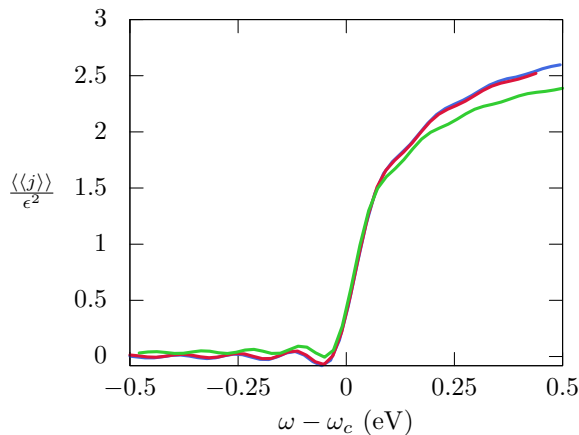


FIG. 8: The average of the average of the current $\frac{1}{\epsilon^2} \langle\langle j \rangle\rangle_t$ after 12 periods as a function of $\omega - \omega_c$, for various values of the field: $E = 3 \text{ V} \cdot \text{nm}^{-1}$ (blue), $E = 10 \text{ V} \cdot \text{nm}^{-1}$ (red), $E = 30 \text{ V} \cdot \text{nm}^{-1}$ (green). We see a sharp transition as ω crosses ω_c .

IV. LONG TIME BEHAVIOR OF $\psi(x, t)$

The long time behavior of the system is given by the poles of the Laplace transform

$$\hat{\psi}(x, p) = \int_0^\infty dt e^{-pt} \psi(x, t) \quad (10)$$

on the imaginary axis, as can be seen by taking the inverse Laplace transform

$$\psi(x, t) = \int_{-i\infty}^{i\infty} dp e^{pt} \hat{\psi}(x, p) \quad (11)$$

where the path of integration can be deformed to get contributions only from poles and branch cuts in the negative real half-plane $\text{Re}(p) \leq 0$. The poles that have negative real parts would give rise to exponentially decaying terms while branch cuts generally contribute $t^{-\frac{3}{2}}$ terms to the approach to the asymptotic state. The contribution from poles on the imaginary p -axis then give the long-time asymptotics of ψ is of the form

$$\psi(x, t) \sim e^{\frac{1}{2}ik^2 t} \bar{\psi}(x, t) \quad (12)$$

where $\bar{\psi}(x, t)$ is periodic in t with period $2\pi/\omega$ and $\frac{1}{2}k^2$ is the energy of the electrons in the incoming beam. This corresponds to the poles of $\hat{\psi}(p, t)$ on the imaginary axis being at

$$p = -\frac{1}{2}ik^2 + i\omega n, \quad n \text{ integer} \quad (13)$$

As shown in [42], $\bar{\psi}(x, t)$ coincides with the wave function $\mathcal{U}(x, t)$ computed by Faisal et al [28]. In that work it was assumed that (1) has a solution of the form (12)

with an incoming beam e^{ikx} for $x < 0$, without considering any initial conditions. Computing the residues at the poles on the imaginary axis we show that, for $x < 0$,

$$\bar{\psi}(x, t) \sim e^{ikx} + \sum_{m \in \mathbb{Z}} e^{-im\omega t} e^{-ix\sqrt{k^2 + 2m\omega}} \mathcal{R}_m \quad (14)$$

and for $x > 0$,

$$\bar{\psi}(x, t) \sim e^{i\frac{E}{\omega}x \sin \omega t} \sum_{n, m \in \mathbb{Z}} e^{-in\omega t} g_{n-m}^{(\kappa_m)} e^{-\kappa_m x} \mathcal{T}_m \quad (15)$$

where

$$\kappa_m = \sqrt{2U - k^2 + \frac{E^2}{2\omega^2} - 2m\omega} \quad (16)$$

and

$$g_{n-m}^{(\kappa_m)} = \frac{\omega}{2\pi} \int_0^{\frac{2\pi}{\omega}} dt e^{-i(n-m)\omega t} e^{i\frac{E^2}{4\omega^2} \sin(2\omega t) + \kappa_m \frac{2E}{\omega^2} \cos(\omega t)}. \quad (17)$$

This is exactly of the form obtained in [28]. \mathcal{R}_n and \mathcal{T}_m are computed by matching boundary values of $\psi(x, t)$ and $\partial_x \psi(x, t)$ at $x = 0$. The phase $e^{i\frac{E}{\omega}x \sin \omega t}$ comes from a change of gauge with respect to [28] (we use the “length” gauge, instead of the “magnetic gauge” [40]).

A physical interpretation of (14)-(15), see [28], is that an electron in a beam coming from $-\infty$ and moving in the positive x -direction, e^{ikx} , $k > 0$, absorbs or emits “ m photons” and is either reflected, transmitted or damped. Transmission occurs when $m\omega > U + \frac{E^2}{4\omega^2} - \frac{k^2}{2} \equiv \omega_c$. Since we are taking $\frac{k^2}{2} = \mathcal{E}_F$, we have that $U - \frac{k^2}{2} = W$, the work function. The $\frac{E^2}{4\omega^2}$ in (16) term corresponds to the ponderomotive energy of the electron [38] in the laser field. Damping occurs when $m\omega < \omega_c$. ω_c is the minimum frequency necessary to let the electron with incoming kinetic energy $\frac{1}{2}k^2$ (in the x -direction) propagate to the right of the potential barrier. For large $x > 0$, the current in the m -photon channel will have kinetic energy $m\omega - \omega_c$ and the current will be given by $\sqrt{m\omega - \omega_c}$. This will also be equal to the average current at large t , which is independent of x . This explains the picture in Figure 8 for $m = 1$. The larger m values necessary for smaller ω are difficult to see.

V. CONCLUDING REMARKS

In this paper we presented, for the first time, the exact solution of the time-dependent Schrödinger equation (1). This is the simplest physical model describing the emission of electrons from a flat metal surface by an oscillating field. The model was first used by Fowler and Nordheim [27] for emission by a constant electric field, $\omega = 0$. Their formula for the steady state current, obtained from the stationary solution of (1), with $\omega = 0$,

still forms the basis of the interpretation of experiments at present time [22]. There are modifications due to the Shottky effect, but these are not expected to change the basic results. The situation is different when the field acting on the metal surface is periodic in time. Equation (1) no longer has an explicit “stationary” (in this case, periodic) solution of the type considered by Faisal et al [28]. In fact, even the existence of physical solutions of (1), i.e. ones bounded for all x , is problematic from a mathematical point of view. This is what we establish here by proving that the integral equation (7) indeed has solutions which give a physical $\psi(x, t)$ for all $t > 0$. We prove this for a very general class of initial conditions and carry out exact numerical solutions for the case of a particular physically motivated initial state. The numerics are proven to give arbitrary accuracy for any fixed t and specified bounded initial state.

Our results reveal, as shown in the figures, many new features of the exact solution of (1), e.g. the slow convergence in time of the average of the current to its asymptotic value, and the rapid oscillations at the interface for strong fields and small ω .

A more detailed examination of our solution shows that the rapid oscillations are confined to a very narrow region close to the metal surface. A time Fourier transform of the wave function – which corresponds to looking in energy space – indicates that these fast oscillations are due to energy absorptions, $E_n = n\hbar\omega$ for all n such that E_n exceeds the work function plus the ponderomotive energy. Farther away from the metal surface, due to

the transition to a semiclassical behavior, energy absorption and hence the rapid oscillations, cease rapidly. The purely quantum processes occur in the tunneling region proximal to the surface.

The slow convergence of the average of the current indicates that different initial conditions may give different results in short pulse experiments. On the other hand, we prove that there is indeed an asymptotic periodic state of the form assumed by Faisal et al. [28]. The asymptotic form (14)-(15) is true for all initial conditions of the form $\Theta(-x)e^{ikx} + f_0(x)$ as long as $f_0(x)$ only contains terms which are square integrable. The additional terms in $\psi(x, t)$ which come from $f_0(x)$ go to zero as $t \rightarrow \infty$. This follows from the fact, proven in [42], that the Floquet operator associated to (1) has no point spectrum.

Acknowledgments

We thank David Huse, Kevin Jensen and Donald Schiffler for very valuable discussions, as well as the anonymous referees who made invaluable comments and helped improve this paper. This work was supported by AFOSR Grant No. FA9500-16-1-0037. O.C. was partially supported by the NSF-DMS (Grant No. 1515755). I.J. was partially supported by the NSF-DMS (Grants No. 31128155 and 1802170). J.L.L. thanks the Institute for Advanced Study for its hospitality.

-
- [1] P. Hommelhoff, C. Kealhofer, and M. A. Kasevich, *Physical Review Letters* **97**, 247402 (2006), URL <https://doi.org/10.1103/PhysRevLett.97.247402>.
- [2] M. Schenk, M. Krger, and P. Hommelhoff, *Physical Review Letters* **105**, 257601 (2010), URL <https://doi.org/10.1103/PhysRevLett.105.257601>.
- [3] R. Bormann, M. Gulde, A. Weismann, S. V. Yalunin, and C. Ropers, *Physical Review Letters* **105**, 147601 (2010), URL <https://doi.org/10.1103/PhysRevLett.105.147601>.
- [4] M. Krger, M. Schenk, and P. Hommelhoff, *Nature* **475**, 78 (2011), URL <https://doi.org/10.1038/Fnature10196>.
- [5] M. Krger, M. Schenk, P. Hommelhoff, G. Wachter, C. Lemell, and J. Burgdrfer, *New Journal of Physics* **14**, 085019 (2012), URL <https://doi.org/10.10882F1367-26302F142F82F085019>.
- [6] S. Thomas, R. Holzwarth, and P. Hommelhoff, *Optics Express* **20**, 13663 (2012), URL <https://doi.org/10.13642Foe.20.013663>.
- [7] G. Herink, D. R. Solli, M. Gulde, and C. Ropers, *Nature* **483**, 190 (2012), URL <https://doi.org/10.10382Fnature10878>.
- [8] D. J. Park, B. Piglosiewicz, S. Schmidt, H. Kollmann, M. Mascheck, and C. Lienau, *Physical Review Letters* **109**, 244803 (2012), URL <https://doi.org/10.11032Fphysrevlett.109.244803>.
- [9] C. Homann, M. Bradler, M. Förster, P. Hommelhoff, and E. Riedle, *Optics Letters* **37**, 1673 (2012), URL <https://doi.org/10.13642Fol.37.001673>.
- [10] B. Piglosiewicz, S. Schmidt, D. J. Park, J. Vogelsang, P. Groß, C. Manzoni, P. Farinello, G. Cerullo, and C. Lienau, *Nature Photonics* **8**, 37 (2013), URL <https://doi.org/10.10382FnpPhoton.2013.288>.
- [11] G. Herink, L. Wimmer, and C. Ropers, *New Journal of Physics* **16**, 123005 (2014), URL <https://doi.org/10.10882F1367-26302F162F122F123005>.
- [12] D. Ehberger, J. Hammer, M. Eisele, M. Krger, J. Noe, A. Hgele, and P. Hommelhoff, *Physical Review Letters* **114**, 227601 (2015), URL <https://doi.org/10.11032Fphysrevlett.114.227601>.
- [13] R. Bormann, S. Strauch, S. Schfer, and C. Ropers, *Journal of Applied Physics* **118**, 173105 (2015), URL <https://doi.org/10.10632F1.4934681>.
- [14] H. Yanagisawa, S. Schnepf, C. Hafner, M. Hengsberger, D. E. Kim, M. F. Kling, A. Landsman, L. Gallmann, and J. Osterwalder, *Scientific Reports* **6**, 35877 (2016), URL <https://doi.org/10.10382Fsrrep35877>.
- [15] B. Förg, J. Schötz, F. Süßmann, M. Frster, M. Krüger, B. Ahn, W. A. Okell, K. Wintersperger, S. Zhrebetsov, A. Guggenmos, et al., *Nature Communications* **7** (2016), URL <https://doi.org/10.10382Fncomms11717>.

- [16] T. Rybka, M. Ludwig, M. F. Schmalz, V. Knittel, D. Brida, and A. Leitenstorfer, *Nature Photonics* **10**, 667 (2016), URL <https://doi.org/10.1038/Fnphoton.2016.174>.
- [17] M. Frster, T. Paschen, M. Krger, C. Lemell, G. Wachter, F. Libisch, T. Madlener, J. Burgdrfer, and P. Hommelhoff, *Physical Review Letters* **117**, 217601 (2016), URL <https://doi.org/10.11032Fphysrevlett.117.217601>.
- [18] S. Li and R. R. Jones, *Nature Communications* **7** (2016), URL <https://doi.org/10.10382Fncomms13405>.
- [19] D. Hoff, M. Krger, L. Maisenbacher, A. M. Saylor, G. G. Paulus, and P. Hommelhoff, *Nature Physics* **13**, 947 (2017), URL <https://doi.org/10.10382Fnphys4185>.
- [20] G. Storeck, S. Vogelgesang, M. Sivis, S. Schfer, and C. Ropers, *Structural Dynamics* **4**, 044024 (2017), URL <https://doi.org/10.10632F1.4982947>.
- [21] W. P. Putnam, R. G. Hobbs, P. D. Keathley, K. K. Berggren, and F. X. Kärtner, *Nature Physics* **13**, 335 (2016), URL <https://doi.org/10.10382Fnphys3978>.
- [22] K. L. Jensen, *Introduction to the Physics of Electron Emission* (John Wiley & Sons, 2017).
- [23] L. Wimmer, O. Karnbach, G. Herink, and C. Ropers, *Physical Review B* **95**, 165416 (2017), URL <https://doi.org/10.11032Fphysrevb.95.165416>.
- [24] M. Krger, C. Lemell, G. Wachter, J. Burgdrfer, and P. Hommelhoff, *Journal of Physics B: Atomic, Molecular and Optical Physics* **51**, 172001 (2018), URL <https://doi.org/10.10882F1361-64552Faac6ac>.
- [25] C. Li, K. Chen, M. Guan, X. Wang, X. Zhou, F. Zhai, J. Dai, Z. Li, Z. Sun, S. Meng, et al., arXiv preprint arXiv:1812.10114 (2018).
- [26] J. Schötz, S. Mitra, H. Fuest, M. Neuhaus, W. A. Okell, M. Förster, T. Paschen, M. F. Ciappina, H. Yanagisawa, P. Wnuk, et al., *Physical Review A* **97**, 013413 (2018), URL <https://doi.org/10.11032Fphysreva.97.013413>.
- [27] R. H. Fowler and L. Nordheim, *Proceedings of the Royal Society A: Mathematical, Physical and Engineering Sciences* **119**, 173 (1928), URL <https://doi.org/10.10982Frspa.1928.0091>.
- [28] F. H. M. Faisal, J. Z. Kamiński, and E. Saczuk, *Physical Review A* **72**, 023412 (2005), URL <https://doi.org/10.11032Fphysreva.72.023412>.
- [29] S. V. Yalunin, M. Gulde, and C. Ropers, *Physical Review B* **84**, 195426 (2011), URL <https://doi.org/10.11032Fphysrevb.84.195426>.
- [30] M. Krüger, M. Schenk, M. Frster, and P. Hommelhoff, *Journal of Physics B: Atomic, Molecular and Optical Physics* **45**, 074006 (2012), URL <https://doi.org/10.10882F0953-40752F452F72F074006>.
- [31] M. Pant and L. K. Ang, *Physical Review B* **86**, 045423 (2012), URL <https://doi.org/10.11032Fphysrevb.86.045423>.
- [32] S. V. Yalunin, G. Herink, D. R. Solli, M. Krger, P. Hommelhoff, M. Diehn, A. Munk, and C. Ropers, *Annalen der Physik* **525**, L12 (2012), URL <https://doi.org/10.10022Fandp.201200224>.
- [33] M. F. Ciappina, J. A. Pérez-Hernández, T. Shaaran, M. Lewenstein, M. Krger, and P. Hommelhoff, *Physical Review A* **89**, 013409 (2014), URL <https://doi.org/10.11032Fphysreva.89.013409>.
- [34] P. Zhang and Y. Y. Lau, *Scientific Reports* **6**, 19894 (2016), URL <https://doi.org/10.10382Fsrep19894>.
- [35] R. G. Forbes, *Proceedings of Young Researchers in Vacuum Micro/Nano Electronics* (2016), URL <https://doi.org/10.1109/VMNEYR.2016.7880403>.
- [36] O. Costin, R. Costin, I. Jauslin, and J. L. Lebowitz, *Journal of Applied Physics* **124**, 213104 (2018).
- [37] K. E. Echternkamp, G. Herink, S. V. Yalunin, K. Rademann, S. Schäfer, and C. Ropers, *Applied Physics B* **122** (2016), URL <https://doi.org/10.10072Fs00340-016-6351-x>.
- [38] D. M. Wolkow, *Zeitschrift für Physik* **94**, 250 (1935), URL <https://doi.org/10.10072Fbf01331022>.
- [39] L. Keldysh, *Sov. Phys. JETP* **20**, 1307 (1965).
- [40] H. L. Cycon, R. G. Froese, W. Kirsch, and B. Simon, *Schrödinger Operators* (Springer, 1987).
- [41] W. S. Truscott, *Physical Review Letters* **70**, 1900 (1993), URL <https://doi.org/10.11032Fphysrevlett.70.1900>.
- [42] O. Costin, R. Costin, I. Jauslin, and J. Lebowitz, in preparation.
- [43] J. L. Krause, K. J. Schafer, and K. C. Kulander, *Physical Review Letters* **68**, 3535 (1992), URL <https://doi.org/10.11032Fphysrevlett.68.3535>.
- [44] P. B. Corkum, *Physical Review Letters* **71**, 1994 (1993), URL <https://doi.org/10.11032Fphysrevlett.71.1994>.
- [45] R. A. Millikan, *Physical Review* **7**, 355 (1916), URL <https://doi.org/10.11032Fphysrev.7.355>.

Appendix A: The exact solution of (1)

Let $\psi_0(t) = \psi(0, t)$ and $\partial_x \psi_0(t) = \partial_x \psi(x, t)|_{x=0}$. The operator L in (7) is given by

$$L\psi_0(t) := \frac{E}{2\omega\sqrt{2i\pi}} \int_0^t ds \psi_0(s) \frac{\alpha(s, t)}{\sqrt{t-s}} e^{if(s, t)} + \frac{1}{2\pi} \int_0^t du \psi_0(u) \int_u^t ds \frac{g(s, t)}{\sqrt{s-u}} \quad (\text{A1})$$

where

$$\alpha(s, t) := \sin(\omega s) + \frac{\cos(\omega t) - \cos(\omega s)}{\omega(t-s)} \quad (\text{A2})$$

$$f(s, t) := \frac{E^2(\cos(\omega t) - \cos(\omega s))^2}{2\omega^4(t-s)} - \left(V + \frac{E^2}{4\omega^2} \right) (t-s) + \frac{E^2}{8\omega^3} (\sin(2\omega t) - \sin(2\omega s)) \quad (\text{A3})$$

and

$$g(s, t) := \frac{e^{if(s, t)} - 1}{2(t-s)^{\frac{3}{2}}} + \frac{i\partial_s f(s, t)e^{if(s, t)}}{\sqrt{t-s}}. \quad (\text{A4})$$

The function h in (7) is given by

$$h(t) := h_+(0, t) + h_-(0, t) - \frac{1}{\pi} \int_0^t du h_-(u) \int_u^t ds \frac{g(s, t)}{\sqrt{s-u}} \quad (\text{A5})$$

where

$$h_-(x, t) := \frac{e^{-\frac{i\pi}{4}}}{\sqrt{2\pi t}} \int_{-\infty}^0 dy \varphi_0(y) e^{\frac{i}{2t}(x-y)^2} \quad (\text{A6})$$

and

$$\begin{aligned} h_+(x, t) := & \frac{e^{-\frac{i\pi}{4}}}{\sqrt{2\pi t}} e^{i\frac{E}{\omega}x \sin(\omega t) - i(V + \frac{E^2}{4\omega^2})t + i\frac{E^2}{8\omega^3} \sin(2\omega t)} \\ & \times \int_0^{\infty} dy \varphi_0(y) e^{\frac{i}{2t}(-x+y + \frac{E}{\omega^2}(1-\cos(\omega t)))^2} \end{aligned} \quad (\text{A7})$$

For our choice (2) of φ_0 , these two functions are explicit:

$$\begin{aligned} h_-(x, t) = & \frac{e^{-\frac{ik^2}{2m}t}}{2} \left(e^{ikx} \operatorname{erfc}\left(e^{-\frac{i\pi}{4}}\left(-\sqrt{\frac{t}{2}}k + \frac{1}{\sqrt{2t}}x\right)\right) \right. \\ & \left. + \frac{ik + \sqrt{2U - k^2}}{ik - \sqrt{2U - k^2}} e^{-ikx} \operatorname{erfc}\left(e^{-\frac{i\pi}{4}}\left(\sqrt{\frac{t}{2}}k + \frac{1}{\sqrt{2t}}x\right)\right) \right). \end{aligned} \quad (\text{A8})$$

and

$$\begin{aligned} h_+(x, t) = & \frac{ik}{ik - \sqrt{2U - k^2}} e^{i\frac{E}{\omega} \sin(\omega t)x - \sqrt{2U - k^2}x} \\ & \times e^{\frac{E}{\omega^2}(1-\cos(\omega t))\sqrt{2U - k^2} - i(\frac{k^2}{2} + \frac{E^2}{4\omega^2})t + i\frac{E^2}{8\omega^3} \sin(2\omega t)} \\ & \times \operatorname{erfc}\left(e^{-\frac{i\pi}{4}}\left(i\sqrt{\frac{t}{2}}\sqrt{2U - k^2} + \frac{E}{\omega^2} \frac{1-\cos(\omega t)}{\sqrt{2t}} - \frac{1}{\sqrt{2t}}x\right)\right). \end{aligned} \quad (\text{A9})$$

$\hat{\psi}_-$ is obtained by explicitly solving (5):

$$\begin{aligned} \hat{\psi}_-(\xi, t) = & e^{-i\frac{\xi^2}{2}t} \frac{1}{\sqrt{2\pi}} \int_{-\infty}^0 e^{-i\xi x} \varphi_0(x) dx \\ & + \frac{1}{2\sqrt{2\pi}} \int_0^t e^{-i\frac{\xi^2}{2}(t-s)} [i\partial_x \psi_0(s) - \xi \psi_0(s)] ds \end{aligned} \quad (\text{A10})$$

The PDE (6) can be solved explicitly by characteristics to give $\hat{\psi}_+$:

$$\hat{\psi}_+(\xi, t) = G\left(\xi - \frac{E}{\omega} \sin \omega t, t\right) \quad (\text{A11})$$

where

$$\begin{aligned} G(u, t) = & e^{-i\Phi(u, t)} \frac{1}{\sqrt{2\pi}} \int_0^{\infty} e^{-ikx} \varphi_0(x) dx + \\ & + \frac{1}{2\sqrt{2\pi}} \int_0^t ds e^{-i(\Phi(u, t) - \Phi(u, s))} \\ & \cdot \left[-i\partial_x \psi_0(s) + \left(u + \frac{E}{\omega} \sin(\omega s)\right) \psi_0(s) \right] \end{aligned} \quad (\text{A12})$$

where

$$\begin{aligned} \Phi(u, t) = & \\ = & \left(\frac{u^2}{2} + V + \frac{E^2}{4\omega^2} \right) t + u \frac{E}{\omega^2} (1 - \cos(\omega t)) - \frac{E^2}{8\omega^3} \sin(2\omega t). \end{aligned} \quad (\text{A13})$$

One can then check that

$$\partial_x \psi_0(t) = \frac{\sqrt{2}}{\sqrt{i\pi}} \frac{d}{dt} \left[\psi_0(t) * t^{-1/2} - 2h_-(0, t) * t^{-1/2} \right] \quad (\text{A14})$$

where '*' denotes the Laplace convolution

$$[f * g](t) = \int_0^t ds f(s)g(t-s) \quad (\text{A15})$$

is continuous for $t > 0$.

The solution $\psi(x, t)$ of the Schrödinger equation (1) is, for $x < 0$, the inverse Fourier transform of $\hat{\psi}_-$, while for $x > 0$ it equals the inverse Fourier transform of $\hat{\psi}_+$. Namely,

$$\begin{aligned} \psi_-(x, t) = & h_-(x, t) + \\ & + \frac{e^{\frac{i\pi}{4}}}{2\sqrt{2\pi}} \int_0^t ds \left(\partial_x \psi_0(s) + i\psi_0(s) \frac{x}{t-s} \right) \frac{e^{\frac{ix^2}{2(t-s)}}}{\sqrt{t-s}} \end{aligned} \quad (\text{A16})$$

and

$$\begin{aligned} \psi_+(x, t) = & h_+(x, t) - \\ & - e^{i\frac{E}{\omega} \sin(\omega t)x} \frac{e^{\frac{3i\pi}{4}}}{2\sqrt{2\pi}} \int_0^t ds \frac{\Gamma_+(s, x, t)}{\sqrt{t-s}} e^{iF(x, s, t)} \end{aligned} \quad (\text{A17})$$

where

$$\begin{aligned} \Gamma_+(s, x, t) := & -i\partial_x \psi_0(s) + \\ & + \left(\frac{E}{\omega} \sin(\omega s) + \frac{E \cos(\omega t) - \cos(\omega s)}{\omega^2} \frac{x}{t-s} + \frac{x}{t-s} \right) \psi_0(s) \end{aligned} \quad (\text{A18})$$

and

$$F(x, s, t) = f(s, t) + x \frac{E \cos(\omega t) - \cos(\omega s)}{\omega^2} \frac{x}{t-s} + \frac{ix^2}{2(t-s)}. \quad (\text{A19})$$