

Distribution-Valued Ricci Bounds for Metric Measure Spaces, Singular Time Changes, and Gradient Estimates for Neumann Heat Flows

Karl-Theodor Sturm

Dedicated to the memory of Professor Kazumasa Kuwada

Abstract

We will study metric measure spaces $(X, \mathbf{d}, \mathbf{m})$ beyond the scope of spaces with synthetic lower Ricci bounds. In particular, we introduce distribution-valued lower Ricci bounds $\text{BE}_1(\kappa, \infty)$

- for which we prove the equivalence with sharp gradient estimates,
- the class of which will be preserved under time changes with arbitrary $\psi \in \text{Lip}_b(X)$, and
- which are satisfied for the Neumann Laplacian on arbitrary semi-convex subsets $Y \subset X$.

In the latter case, the distribution-valued Ricci bound will be given by the signed measure $\kappa = k \mathbf{m}_Y + \ell \sigma_{\partial Y}$ where k denotes a variable synthetic lower bound for the Ricci curvature of X and ℓ denotes a lower bound for the “curvature of the boundary” of Y , defined in purely metric terms.

We also present a new localization argument which allows us to pass on the RCD property to arbitrary open subsets of RCD spaces. And we introduce new synthetic notions for boundary curvature, second fundamental form, and boundary measure for subsets of RCD spaces.

Contents

1	Introduction	2
2	$W^{-1, \infty}$-valued Ricci bounds	6
2.1	Taming Semigroup	6
2.2	Bochner Inequality $\text{BE}_1(\kappa, \infty)$ and Gradient Estimate	15
3	Equivalence of $\text{BE}_2(k, N)$ and $\text{CD}(k, N)$	18
4	Time-Change and Localization	26
4.1	Curvature-Dimension Condition under Time-Change	27
4.2	Localization	28
4.3	Singular Time Change	29

5	Gradient Flows and Convexification	34
5.1	Gradient Flows for Locally Semiconvex Functions	34
5.2	Convexification	37
5.3	Bounds for the Curvature of the Boundary	40
6	Ricci Bounds for Neumann Laplacians	44
6.1	Neumann Laplacian and Time Change	44
6.2	Time Re-Change	48
6.3	Boundary Measure and Boundary Local Time	51

1 Introduction

Background. Synthetic lower bounds for the Ricci curvature as introduced in the foundational papers [LV09, Stu06a, Stu06b] by Lott & Villani and the author, opened the door for the development of a far reaching, vast theory of metric measure spaces $(X, \mathbf{d}, \mathbf{m})$ with lower bounded Ricci curvature. The theory is particularly rich if one assumes in addition that the spaces are infinitesimally Hilbertian. For such spaces, Ambrosio, Gigli & Savare in a series of seminal papers [AGS14a, AGS14b, AGS15, Gig18] developed a powerful first order calculus, based on (minimal weak upper) gradients of functions and on gradient flows for semiconvex functionals, in particular, energy on $L^2(X, \mathbf{m})$ and entropy on $\mathcal{P}_2(X, \mathbf{d})$. This was complemented by a huge number of contributions by many others, leading e.g. to sharp estimates for volume growth and diameter, gradient estimates, transport estimates, Harnack inequalities, logarithmic Sobolev inequalities, isoperimetric inequalities, splitting theorems, maximal diameter theorems, and further rigidity results, see e.g. [EKS15, KS19, CM16, Gig13, Ket15a, Ket15b, ES17] and references therein. Moreover, deep insights into the local structure of such spaces have been obtained [MN19], [BS18] and also an impressive second order calculus could be developed [Gig18].

Objective. The purpose of the current paper is to enlarge the scope of metric measure spaces with synthetic lower Ricci bounds far beyond uniform bounds. We will study in detail mm-spaces $(X, \mathbf{d}, \mathbf{m})$ with variable Ricci bounds $k : X \rightarrow \mathbb{R}$. More precisely, we will present the Eulerian and the Lagrangian characterizations of “Ricci curvature at x bounded from below by $k(x)$ and dimension bounded from above by N ” and prove their equivalence.

Most importantly, we will also study mm-spaces with distribution-valued Ricci bounds. The crucial point will be to present a formulation of the Bakry-Émery inequality $\text{BE}_1(\kappa, \infty)$ for $\kappa \in W^{-1, \infty}(X)$

- which allows us to prove its equivalence with sharp gradient estimates,
- the class of which will be preserved under time changes with arbitrary $\psi \in \text{Lip}_b(X)$,
- and which is satisfied for the Neumann Laplacian on arbitrary semi-convex subsets $Y \subset X$.

In the latter case, the distribution-valued Ricci bound will be given by the signed measure

$$\kappa = k \mathbf{m}_Y + \ell \sigma_{\partial Y} \quad (1)$$

where k denotes a variable synthetic lower bound for the Ricci curvature of X and ℓ denotes a variable lower bound for the “curvature of the boundary” of Y , defined in purely metric terms. We introduce new synthetic notions for boundary curvature, second fundamental form, and boundary measure for subsets of RCD spaces.

In our approach, the technique of time change will play a key role. In operator language, “time change” with weight e^ψ means that \mathcal{E} , the Cheeger energy for the mm-space $(X, \mathbf{d}, \mathbf{m})$, is now considered as a quadratic form on $L^2(X, e^{2\psi} \mathbf{m})$. This changes the underlying geometry and – with appropriate choices of ψ – it allows non-convex sets to be made convex (“convexification”).

The distribution-valued Ricci bound $\mathbf{BE}_1(\kappa, \infty)$ with κ as in (1) will imply a gradient estimate for the Neumann heat flow $(\nabla P_t^Y)_{t \geq 0}$ on Y of the type

$$|\nabla P_{t/2}^Y f|(x) \leq \mathbb{E}_x^Y \left[e^{-\frac{1}{2} \int_0^t k(B_s^Y) ds - \frac{1}{2} \int_0^t \ell(B_s^Y) dL_s^{\partial Y}} \cdot |\nabla f(B_t^Y)| \right]. \quad (2)$$

Here $(\mathbb{P}_x^Y, B_t^Y)_{x \in Y, t \geq 0}$ denotes reflected Brownian motion on Y and $(L_t^{\partial Y})_{t \geq 0}$, the local time of ∂Y , is defined via Revuz correspondence as the positive continuous additive functional associated with the surface measure $\sigma_{\partial Y}$.

Note that

- for non-convex Y , no estimate of type (2) can hold true without taking into account the curvature of the boundary;
- even for convex Y , estimate (2) will improve upon all previous estimates which ignore the curvature of the boundary.

For instance, for the Neumann heat flow on the unit ball of \mathbb{R}^n , the right hand side of (2) will decay as $C_0 e^{-C_1 t}$ for large t whereas ignoring ℓ will lead to bounds of order C_0 .

We also present a new powerful localization argument which allows us to pass on the RCD property to arbitrary open subsets of RCD spaces.

Outline. Besides this Introduction, the paper has five sections, each of them of independent interest. Let us briefly summarize them.

In **Section 2**, we define and analyze metric measure spaces with Ricci curvature bounded from below by distributions. Our $\mathbf{BE}_1(\kappa, \infty)$ condition for $\kappa \in W^{-1, \infty}(X)$ is the first formulation of a synthetic Ricci bound with distribution-valued κ which leads to a sharp gradient estimate.

Section 3 is devoted to the study of mm-spaces with variable Ricci bounds. The main result will be the proof of the equivalence of the Eulerian curvature-dimension condition (or “Bakry-Émery condition”) $\mathbf{BE}_2(k, N)$ and the Lagrangian curvature-dimension condition (or “Lott-Sturm-Villani condition”) $\mathbf{CD}(k, N)$ – as well as four other related conditions. This provides an extension of the seminal paper [EKS15] towards variable k (instead of constant K) and of the recent paper [BHS19] towards finite N (instead of $N = \infty$).

In **Section 4** we present two extensions of our recent work [HS19] with B. Han on transformation of the curvature-dimension condition under time-change, both of fundamental importance. Firstly, we prove that for $\phi \in \text{Lip}_{\text{loc}}(X) \cap \mathcal{D}_{\text{loc}}(\Delta)$, time change with weight $\frac{1}{\phi}$ leads to a mm-space $(X', \mathbf{d}', \mathbf{m}')$ with $X' = \{\phi > 0\}$ which satisfies $\text{RCD}(k', N')$ for suitable k', N' . This is of major general interest since it allows for localization within the class of RCD-spaces. Secondly, we prove that for arbitrary $\psi \in \text{Lip}_b(X)$, time change with weight e^ψ leads to a mm-space with distribution-valued Ricci bound κ given in terms of the distribution-valued Laplacian $\underline{\Delta}\psi$. This will be a crucial ingredient in our strategy for the proof of the gradient estimate in the final Section 6.

In **Section 5** we extend the existence result and the contraction estimate for gradient flows for semiconvex functions from [Stu18a] to the setting of locally semiconvex functions. The contraction estimate for the flow will be in terms of the variable lower bound for the local semiconvexity of the potential. And we will prove the fundamental Convexification Theorem which allows us to transform the metric of a mm-space $(X, \mathbf{d}, \mathbf{m})$ in such a way that a given semiconvex subset $Y \subset X$ will become locally geodesically convex w.r.t. the new metric \mathbf{d}' . Moreover, in a purely metric manner, we introduce the notion of variable lower bound for the curvature of the boundary. In the Riemannian setting, such a bound will be equivalent to a lower bound for the second fundamental form of the boundary.

The paper reaches its climax in **Section 6** with the proof of the gradient estimates for the Neumann heat flow on not necessarily convex subsets $Y \subset X$. The proof of these gradient estimates is quite involved. It builds on results from all other sections of the paper.

- Given a semi-convex subset Y of an $\text{RCD}(k, N)$ -space $(X, \mathbf{d}, \mathbf{m})$, to get started, we perform a time-change with weight e^ψ in order to make Y locally geodesically convex in $(X, \mathbf{d}') := (X, e^\psi \odot \mathbf{d})$. The choice $\psi = (\epsilon - \ell)V$ with $V = \pm \mathbf{d}(\cdot, \partial Y)$, any $\epsilon > 0$, and ℓ being a lower bound for the curvature of ∂Y will do the job, see *Section 5*.
- Under the assumption that $\psi \in \mathcal{D}_{\text{loc}}(\Delta)$, the transformation formula for time changes provides a $\text{RCD}(k', N')$ -condition for the time-changed space $(X, \mathbf{d}', \mathbf{m}')$, *Section 4*.
- Together with the local geodesical convexity of Y this implies that also the restricted space $(Y, \mathbf{d}'_Y, \mathbf{m}'_Y)$ satisfies the $\text{RCD}(k', N')$ -condition. Making use of the equivalence of Eulerian and Lagrangian characterizations of curvature-dimension conditions, we conclude the $\text{BE}_2(k', N')$ -condition for $(Y, \mathbf{d}'_Y, \mathbf{m}'_Y)$, *Section 3*.
- To end up with $(Y, \mathbf{d}_Y, \mathbf{m}_Y)$ requires a “time re-change”, i.e. another time change, now with weight $e^{-\psi}$. In general, however, ψ will not be in the domain of the Neumann Laplacian Δ^Y . Ricci bounds under time re-change thus have to be formulated as $\text{BE}_1(\kappa, \infty)$ -condition for some $\kappa \in W^{-1, \infty}(X)$ in terms of the distributional Laplacian $\underline{\Delta}^Y \psi$, *Section 4*.
- The $\text{BE}_1(\kappa, \infty)$ -condition will imply the gradient estimate $|\nabla P_t^Y f| \leq P_t^\kappa |\nabla f|$ for the Neumann heat flow $(\nabla P_t^Y)_{t \geq 0}$ on Y in terms of a suitable semigroup $(P_t^\kappa)_{t \geq 0}$, *Section 2*.

This “taming semigroup” $(P_t^\kappa)_{t \geq 0}$ will be represented in terms of the Brownian motion on Y by means of the Feynman-Kac formula involving the integral $\int_0^t k(B_s) ds$ (taking into

account the effects of the Ricci curvature in Y), and the integral $\int_0^t \ell(B_s) dL_s$ (taking into account the effects of the curvature of ∂Y).

Basic concepts and notations. Throughout this paper, $(X, \mathbf{d}, \mathbf{m})$ will be an arbitrary metric measure space, that is, \mathbf{d} is a complete separable metric on X inducing the topology of X and \mathbf{m} is a Borel measure which is finite on sets of an open covering. Moreover, we assume that $(X, \mathbf{d}, \mathbf{m})$ is infinitesimally Hilbertian and that \mathbf{m} is finite on bounded sets.

To simplify notation, we often will write $L^p(X)$ or $L^p(\mathbf{m})$ or just L^p instead of $L^p(X, \mathbf{m})$ and, similarly, $\text{Lip}(X)$ instead of $\text{Lip}(X, \mathbf{d})$. The space of Lipschitz functions with bounded support on X will be denoted by $\text{Lip}_{bs}(X)$ whereas as usual $\text{Lip}_b(X)$ denotes the space of bounded Lipschitz functions. The number $\text{Lip} f$ will denote the Lipschitz constant of f .

Let us briefly recall that the energy functional (“Cheeger energy”) $\mathcal{E} : L^2(X) \rightarrow [0, \infty]$ is defined as

$$\mathcal{E}(f) = \int_X |Df|^2 d\mathbf{m}$$

in terms of the minimal weak upper gradient $|Df|$ (which in the sequel often will also be denoted by $|\nabla f|$). The set $\text{Lip}_{bs}(X)$ is dense in $W^{1,2}(X) := \mathcal{D}(\mathcal{E}) := \{f \in L^2(X) : \mathcal{E}(f) < \infty\}$. The minimal weak upper gradient $|Df|$ gives rise to a map $W^{1,2}(X) \rightarrow L^1(X)$, $f \mapsto \Gamma(f) := |Df|^2 = |\nabla f|^2$ such that $\mathcal{E}(f) = \int \Gamma(f) d\mathbf{m}$. By $W_{loc}^{1,2}(X)$ we denote the set of all (\mathbf{m} -equivalence classes of) measurable functions f on X such that each point in X has a neighborhood U such that $f = f_U$ \mathbf{m} -a.e. on U for some $f_U \in W^{1,2}(X)$. By the Lindelöf property of complete separable metric spaces (and by using truncation by means of standard cut-off functions on metric balls) it follows that $f \in W_{loc}^{1,2}(X)$ if and only if there exist an exhausting sequence of open sets $U_n \subset X$ and a sequence of $f_n \in W^{1,2}(X)$ such that $f = f_n$ \mathbf{m} -a.e. on U_n for each n .

Our assumption that $(X, \mathbf{d}, \mathbf{m})$ is infinitesimally Hilbertian simply means that the energy \mathcal{E} is a quadratic form or, in other words, that its domain $W^{1,2}(X)$ is a Hilbert space. In this case, by polarization, \mathcal{E} and Γ extend to bilinear maps $\Gamma : W^{1,2}(X) \times W^{1,2}(X) \rightarrow L^1(X)$ and $\mathcal{E} : W^{1,2}(X) \times W^{1,2}(X) \rightarrow \mathbb{R}$ with $(\phi, \psi) \mapsto \int_X \Gamma(\phi, \psi) d\mathbf{m}$.

Indeed, the bilinear form \mathcal{E} is a quasi-regular Dirichlet form on $L^2(X, \mathbf{m})$, [Sav14]. Its generator Δ is the “Laplacian” on the mm-space $(X, \mathbf{d}, \mathbf{m})$. The associated semigroup (“heat semigroup”) $(e^{\Delta t})_{t \geq 0}$ on $L^2(X, \mathbf{m})$ will extend to a positivity preserving, \mathbf{m} -symmetric, bounded semigroup $(P_t)_{t \geq 0}$ on each $L^p(X, \mathbf{m})$ with

$$\|P_t\|_{L^p(X, \mathbf{m}) \rightarrow L^p(X, \mathbf{m})} \leq 1 \quad \text{for each } p \in [1, \infty],$$

strongly continuous on $L^p(X, \mathbf{m})$ if $p < \infty$. Quasi-regularity of \mathcal{E} implies that each $f \in W^{1,2}(X)$ admits a quasi continuous version \tilde{f} (and two such versions coincide q.e. on X). Thus in particular, for each $f \in \bigcup_{p \in [1, \infty]} L^p(X, \mathbf{m})$ and $t > 0$, there exists a quasi-continuous version $\tilde{P}_t f$ of $P_t f$ (uniquely determined q.e.). The \mathbf{m} -reversible, continuous Markov process $(\mathbb{P}_x, B_t)_{x \in X, t \geq 0}$ (with life time ζ) associated with \mathcal{E} is called “Brownian motion” on X . It is uniquely characterized by the fact that

$$P_{t/2} f(x) = \mathbb{E}_x[f(B_t) 1_{\{t < \zeta\}}], \quad P_t f(x) = \mathbb{E}_x[f(B_{2t}) 1_{\{2t < \zeta\}}]. \quad (3)$$

(The factor 2 arises from the fact that by standard convention, the generator of the Brownian motion is $\frac{1}{2}\Delta$ whereas the generator of the heat semigroup in our setting is Δ .)

The author would like to thank Mathias Braun, Zhen-Qing Chen, Matthias Erbar, Nicola Gigli, and Tapio Rajala for fruitful discussions and valuable contributions.

Financial support by the European Union through the ERC-AdG “RicciBounds” and by the DFG through the Excellence Cluster “Hausdorff Center for Mathematics” and through the Collaborative Research Center 1060 is gratefully acknowledged.

2 $W^{-1,\infty}$ -valued Ricci bounds

The goal of this section is to define and analyze metric measure spaces with Ricci curvature bounded from below by distributions. In particular, we will give a meaning to this extended notion of synthetic lower Ricci bounds and – most importantly – we will prove that these Ricci bounds lead to sharp estimates for the gradient of the heat flow. These results are of independent interest.

In the context of this paper, they are of particular importance since in Section 6 we will prove that the Ricci curvature of a semiconvex subset Y of an RCD-space $(X, \mathbf{d}, \mathbf{m})$ is bounded from below by the $W^{-1,\infty}(X)$ -distribution

$$\kappa = k \mathbf{m}_Y + \ell \sigma_{\partial Y}$$

where k denotes a variable synthetic lower bound for the Ricci curvature of X and ℓ denotes a lower bound for the “curvature of the boundary” of Y while $\sigma_{\partial Y}$ denotes the “surface measure” on ∂Y . In particular, the Ricci curvature of Y will be bounded from below by a function if and only if Y is convex.

2.1 Taming Semigroup

In the sequel, we also need certain normed spaces, denoted by $W^{1,1+}(X)$, $W^{1,\infty}(X)$ and $W^{-1,\infty}(X)$. We will define these spaces tailor made for the purpose of this paper. Our concept will be based on the 2-minimal weak upper gradient $|Df|$.

Definition 2.1. *We put*

$$W^{1,\infty}(X) := \left\{ f \in W_{\text{loc}}^{1,2}(X) : \left\| |f| + |Df| \right\|_{L^\infty} < \infty \right\}$$

and $W_*^{1,\infty}(X) := \{ f \in W_{\text{loc}}^{1,2}(X) : \| |Df| \|_{L^\infty} < \infty \}$. Moreover, we put

$$W^{1,1+}(X) := \left\{ f \in L^1(X) : f_{[n]} \in W^{1,2}(X) \text{ for } n \in \mathbb{N} \text{ and } \sup_n \left\| |f_{[n]}| + |Df_{[n]}| \right\|_{L^1} < \infty \right\}$$

where $f_{[n]} := (f \wedge n) \vee (-n)$ denotes the truncation of f at levels $\pm n$, and

$$\|f\|_{W^{1,1+}} := \sup_n \left\| |f_{[n]}| + |Df_{[n]}| \right\|_{L^1} = \|f\|_{L^1} + \sup_n \left\| |Df_{[n]}| \right\|_{L^1}.$$

Remark 2.2. i) *The precise definition of these spaces will not be so relevant for us. What we need are the following properties: $W^{1,1+}(X)$ contains all squares of functions*

from $W^{1,2}(X)$; $W^{1,\infty}(X)$ includes $\text{Lip}_b(X)$; Γ extends to a continuous bilinear map $W^{1,1+}(X) \times W^{1,\infty}(X) \rightarrow L^1(X, \mathbf{m})$.

ii) $W^{1,\infty}(X)$ is a Banach space. If the mm-space $(X, \mathbf{d}, \mathbf{m})$ satisfies some $\text{RCD}(K, \infty)$ -condition, according to the Sobolev-to-Lipschitz property, the space $W^{1,\infty}(X)$ will coincide with the space $\text{Lip}_b(X)$ and the space $W_*^{1,\infty}(X)$ will coincide with the space $\text{Lip}(X)$.

iii) $W^{1,1+}(X)$ is a normed space but in general not complete. For instance, the functions $f_j(r) = \sqrt{r \vee (1/j)}$, $j \in \mathbb{N}$, on $X = [-1, 1]$ will constitute a Cauchy sequence in $W^{1,1+}(X)$ but their L^1 -limit $f_\infty(r) = \sqrt{r}$ is not contained in $W^{1,1+}(X)$. For Riemannian $(X, \mathbf{d}, \mathbf{m})$, the completion of $W^{1,1+}(X)$ will coincide with $W^{1,1}(X)$.

For general $(X, \mathbf{d}, \mathbf{m})$, the definition of $W^{1,1}(X)$ is quite sophisticated and allows for ambiguity, see e.g. [ADM14]. For a detailed study of the spaces $W^{1,p}(X)$ for $p \in (1, \infty)$, see [GH16].

iv) For $f \in W^{1,1+}(X)$, there exists a unique $|Df| \in L^1(X)$ with

$$|Df| = |Df_{[n]}| \quad \mathbf{m}\text{-a.e. on } \{|f| \leq n\} \quad \text{for each } n \in \mathbb{N}.$$

Indeed, by locality of the minimal weak upper gradient, the family $|Df_{[n]}|$, $n \in \mathbb{N}$, is consistent in the sense that $|Df_{[n]}| = |Df_{[j]}|$ \mathbf{m} -a.e. on the set $\{|f| \leq \min(n, j)\}$ for each $n, j \in \mathbb{N}$. Hence, $|Df_{[n]}|$, $n \in \mathbb{N}$, is a Cauchy sequence in $L^1(X)$ and therefore, it admits a unique limit in $L^1(X)$, denoted by $|Df|$.

Lemma 2.3. $f, g \in W^{1,2}(X) \implies fg \in W^{1,1+}(X)$.

Proof. It suffices to prove the claim for $f = g$. Given $f \in W^{1,2}(X)$, put $h = f^2$. Then obviously $h \in L^1(X)$. Moreover, $h_{[n^2]} \in W^{1,2}(X)$ for each n since $|h_{[n^2]}| \leq n|f|$ and $|Dh_{[n^2]}| \leq 2n|Df|$. Finally,

$$\sup_n \int |Dh_{[n^2]}| d\mathbf{m} \leq 2 \int |f| |Df| d\mathbf{m} \leq \|f\|_{W^{1,2}}^2.$$

This proves the claim. □

Lemma 2.4. The map Γ extends to a continuous bilinear map $\Gamma : W^{1,1+}(X) \times W_*^{1,\infty}(X) \rightarrow L^1(X)$ and \mathcal{E} extends to a continuous bilinear form

$$\mathcal{E} : W^{1,1+}(X) \times W_*^{1,\infty}(X) \rightarrow \mathbb{R}, \quad (f, g) \mapsto \int_X \Gamma(f, g) d\mathbf{m}.$$

Here and in the sequel continuity on $W_*^{1,\infty}(X)$ is meant w.r.t. the semi-norm $f \mapsto \| |Df| \|_{L^\infty}$.

Proof. $(|Df_{[n]}|)_n$ is a Cauchy sequence in $L^1(X)$ for $f \in W^{1,1+}(X)$. Hence, $(\Gamma(f_{[n]}, g))_n$ is a Cauchy sequence in $L^1(X)$ for $g \in W_*^{1,\infty}(X)$. Denoting its limit by $\Gamma(f, g)$, yields

$$|\mathcal{E}(f, g)| \leq \int_X |\Gamma(f, g)| d\mathbf{m} = \lim_n \int_{\{|f| \leq n\}} |\Gamma(f, g)| d\mathbf{m} \leq \|f\|_{W^{1,1+}} \cdot \|g\|_{W_*^{1,\infty}}.$$

□

Definition 2.5. $W^{-1,\infty}(X) := W^{1,1+}(X)'$, the topological dual of $W^{1,1+}(X)$.

More precisely, this space should be denoted by $W^{-1,\infty-}(X)$. We prefer the notation $W^{-1,\infty}(X)$ for simplicity – and in view of the fact that $W^{1,1+}(X)' = W^{1,1}(X)'$ in ‘regular’ cases.

Remark 2.6. $L^\infty(X)$ continuously embeds into $W^{-1,\infty}(X)$ via

$$\langle \phi, k \rangle_{W^{1,1+}, W^{-1,\infty}} := \int \phi k \, dm \quad (\forall \phi \in W^{1,1+}(X))$$

for each $k \in L^\infty(X)$.

Corollary 2.7. A continuous linear operator $\underline{\Delta} : W_*^{1,\infty}(X) \rightarrow W^{-1,\infty}(X)$ can be defined by

$$\langle \phi, \underline{\Delta}\psi \rangle_{W^{1,1+}, W^{-1,\infty}} = - \int_X \Gamma(\phi, \psi) \, d\mathbf{m} \quad (\forall \phi \in W^{1,1+}(X)).$$

On $W_*^{1,\infty}(X) \cap \mathcal{D}(\Delta)$, this operator obviously coincides with the usual Laplacian Δ .

Example 2.8. Let $(X, \mathbf{d}, \mathbf{m})$ be the standard 1-dimensional mm-space with $X = \mathbb{R}$ and let x_i^n for $n \in \mathbb{N}$ and $i = 1, \dots, 2^{n-1}$ be the centers of the intervals of length 3^{-n} in the mid-third construction of the Cantor set $S \subset [0, 1]$. Choose $\varphi(x) = (\frac{1}{2} - |x|)_+$ or, more sophisticated, choose a nonnegative function $\varphi \in C^2(\mathbb{R})$ with $\{\varphi > 0\} = (-1/2, 1/2)$ such that the closures of $\{\Delta\varphi > 0\}$ and $\{\Delta\varphi < 0\}$ are disjoint. Put

$$\Phi(x) := \lim_{j \rightarrow \infty} \Phi_j(x), \quad \Phi_j(x) := \sum_{n=1}^j \sum_{i=1}^{2^{n-1}} 3^{-n} \varphi(3^n(x - x_i^n)). \quad (4)$$

Then $\Phi \in W^{1,\infty}(\mathbb{R})$, more precisely,

$$\|\Phi\|_\infty \leq \frac{1}{3} \|\varphi\|_\infty, \quad \|\nabla\Phi\|_\infty \leq \|\nabla\varphi\|_\infty.$$

But $\underline{\Delta}\Phi$ is not a signed Radon measure.

To prove the latter, for each $j \in \mathbb{N}$, choose a C^1 -function $f_j \leq 1$ on \mathbb{R} with $f_j = 1$ on $\{\Delta\Phi_j > 0\}$ and $f_j = 0$ on $\{\Phi_j \neq \Phi\}$. Then with $C := \int_{\mathbb{R}} (\Delta\varphi(x))_+ \, dx > 0$,

$$\begin{aligned} \int_0^1 d(\underline{\Delta}\Phi)_+ &\geq \int_0^1 f_j d(\underline{\Delta}\Phi)_+ = \int_0^1 f_j d(\underline{\Delta}\Phi_j)_+ = \int_0^1 f_j \Delta\Phi_j \, dx = \int_0^1 (\Delta\Phi_j)_+ \, dx \\ &= \sum_{n=1}^j \sum_{i=1}^{2^{n-1}} 3^n \int_0^1 (\Delta\varphi(3^n(x - x_i^n)))_+ \, dx = C(2^j - 1) \rightarrow \infty \end{aligned}$$

as $j \rightarrow \infty$. Thus $\int_0^1 d(\underline{\Delta}\Phi)_+ = \infty$. Furthermore, by scaling

$$\int_0^{3^{-k}} d(\underline{\Delta}\Phi)_+ = \infty$$

for all $k \in \mathbb{N}$. This proves that $(\underline{\Delta}\Phi)_+$ is not a locally finite measure and thus $\underline{\Delta}\Phi$ is no Radon measure.

Proposition 2.9. Given $\kappa \in W^{-1,\infty}(X)$, we define a closed bilinear form \mathcal{E}^κ on $L^2(X)$ by

$$\mathcal{E}^\kappa(f, g) := \mathcal{E}(f, g) + \langle f g, \kappa \rangle_{W^{1,1+}, W^{-1,\infty}}$$

for $f, g \in \mathcal{D}(\mathcal{E}^\kappa) := W^{1,2}(X)$. The form is bounded from below on $L^2(X)$ by $-C(C+1)$ where $C := \|\kappa\|_{W^{-1,\infty}(X)}$.

Associated to it, there is a strongly continuous, positivity preserving semigroup $(P_t^\kappa)_{t \geq 0}$ on $L^2(X)$ with

$$\|P_t^\kappa\|_{L^2 \rightarrow L^2} \leq e^{C(C+1)t}.$$

Remark 2.10. (i) The form \mathcal{E}^κ is not only lower bounded, it is a “form small perturbation of \mathcal{E} ”. Indeed, for every $\delta > 0$ and all $f \in W^{1,2}(X)$

$$\mathcal{E}^\kappa(f, f) \geq (1 - \delta) \mathcal{E}(f, f) - \left(C + \frac{C^2}{\delta}\right) \|f\|_{L^2}^2.$$

(ii) If $\kappa \in L^\infty(X)$ then $(P_t^\kappa)_{t \geq 0}$ is given by the Feynman-Kac formula associated with the Schrödinger operator $-\Delta + \kappa$ with potential κ :

$$P_t^\kappa f(x) = \mathbb{E}_x \left[e^{-\int_0^t \kappa(B_{2s}) ds} f(B_{2t}) 1_{\{2t < \zeta\}} \right]$$

where $(\mathbb{P}_x, (B_t)_{t \geq 0})$ denotes Brownian motion starting in $x \in X$.

Note that \mathbb{P}_x -a.s. for \mathfrak{m} -a.e. x , the random variables $f(B_{2t})$ and $\int_0^t \kappa(B_{2s}) ds$ do not depend on the choice of the Borel versions of f and κ , resp., since $\mathbb{E}_g[f(B_{2t}) 1_{\{2t < \zeta\}}] = \int_X g P_t f d\mathfrak{m}$ and $\mathbb{E}_g[\int_0^t \kappa(B_{2s}) 1_{\{2s < \zeta\}} ds] = \int_0^t \int_X g P_s \kappa d\mathfrak{m} ds$ for $g \in L^1(X, \mathfrak{m})$.

Proof of Proposition and Remark (i). The lower boundedness and more generally the form smallness easily follow from

$$\begin{aligned} \left| \langle f^2, \kappa \rangle_{W^{1,1+}, W^{-1,\infty}} \right| &\leq C \cdot \|f^2\|_{W^{1,1+}} \leq C \cdot \|f\|_{L^2}^2 + 2C \cdot \|f\|_{L^2} \cdot \mathcal{E}(f)^{1/2} \\ &\leq (C + C^2/\delta) \cdot \|f\|_{L^2}^2 + \delta \cdot \mathcal{E}(f). \end{aligned}$$

In particular, this implies that $\mathcal{E}^\kappa(f) \geq -(C + C^2)\|f\|^2$ for all f and thus by spectral calculus

$$\langle f, P_t^\kappa f \rangle_2 \geq e^{-(C+C^2)t} \|f\|_2^2.$$

According to the first Beurling-Deny criterion, the semigroup $(P_t^\kappa)_{t \geq 0}$ is positivity preserving if and only if

$$f \in \mathcal{D}(\mathcal{E}^\kappa) \quad \Rightarrow \quad |f| \in \mathcal{D}(\mathcal{E}^\kappa) \text{ and } \mathcal{E}^\kappa(|f|) \leq \mathcal{E}^\kappa(f),$$

see [Dav89], Theorem 1.3.2. This criterion obviously is fulfilled. Indeed, $\mathcal{E}^\kappa(|f|) = \mathcal{E}^\kappa(f)$ for $f \in W^{1,2}(X) = \mathcal{D}(\mathcal{E}^\kappa)$. \square

Of particular interest will be to analyze the semigroup $(P_t^\kappa)_{t \geq 0}$ in the case where $\kappa = -\underline{\Delta}\psi$ for some $\psi \in \text{Lip}(X)$. Recall that this semigroup is well understood in the “regular” case where $\psi \in \mathcal{D}(\Delta) \cap L^\infty(X)$. Indeed, then

$$P_{t/2}^\kappa f(x) = \mathbb{E}_x \left[e^{\frac{1}{2} \int_0^t \Delta \psi(B_s) ds} f(B_t) 1_{\{t < \zeta\}} \right] \quad (5)$$

or, in other words, $P_t^\kappa f(x) = \mathbb{E}_x \left[e^{\int_0^t \Delta \psi(B_{2s}) ds} f(B_{2t}) 1_{\{2t < \zeta\}} \right]$. For general ψ , however, this Feynman-Kac formula a priori does not make sense. We will have to find an appropriate replacement of it.

Proposition 2.11. (i) Given $\psi \in \text{Lip}(X)$, put $\kappa = -\underline{\Delta}\psi$. Then the closed, lower bounded bilinear form \mathcal{E}^κ on $L^2(X)$ with domain $W^{1,2}(X)$ is given by

$$\mathcal{E}^\kappa(f, g) = \mathcal{E}(f, g) + \mathcal{E}(fg, \psi). \quad (6)$$

(For the last expression here we used the fact that \mathcal{E} extends to a continuous bilinear form $W^{1,1+}(X) \times \text{Lip}(X) \rightarrow \mathbb{R}$, Lemma 2.4, and that $fg \in W^{1,1+}(X)$ for $f, g \in W^{1,2}(X)$, Lemma 2.3.)

The strongly continuous, positivity preserving semigroup on $L^2(X)$ associated to it satisfies

$$\|P_t^\kappa\|_{L^2 \rightarrow L^2} \leq e^{(\text{Lip } \psi)^2 t}.$$

(ii) Put $\hat{\mathbf{m}} := e^{-2\psi}\mathbf{m}$. Then the unitary transformation (= Hilbert space isomorphism)

$$\Phi: L^2(X, \mathbf{m}) \rightarrow L^2(X, \hat{\mathbf{m}}), \quad f \mapsto \hat{f} = e^\psi f$$

maps the quadratic form \mathcal{E}^κ , densely defined on $L^2(X, \mathbf{m})$, onto the quadratic form

$$\hat{\mathcal{E}}^\kappa(g) := \mathcal{E}^\kappa(e^{-\psi}g) = \int_X \left[\Gamma(g) - g^2 \Gamma(\psi) \right] d\hat{\mathbf{m}},$$

densely defined on $L^2(X, \hat{\mathbf{m}})$ and bounded from below by $-(\text{Lip } \psi)^2 \|g\|_{L^2}^2$.

(Since ψ is bounded on bounded sets, Γ coincides with the Gamma-operator for the metric measure space $(X, \mathbf{d}, \hat{\mathbf{m}})$ and Φ maps $W^{1,2}(X, \mathbf{d}, \mathbf{m})$ bijectively onto $W^{1,2}(X, \mathbf{d}, \hat{\mathbf{m}})$. Moreover, $\hat{\mathcal{E}}$ is just a perturbation of the canonical energy on $(X, \mathbf{d}, \hat{\mathbf{m}})$ by a bounded zeroth order term.)

(iii) The semigroup $(\hat{P}_t^\kappa)_{t \geq 0}$ on $L^2(X, \hat{\mathbf{m}})$ associated with the the quadratic form $\hat{\mathcal{E}}^\kappa$ is related to the semigroup $(P_t^\kappa)_{t \geq 0}$ on $L^2(X, \mathbf{m})$ via

$$\hat{P}_t^\kappa f := e^\psi P_t^\kappa(e^{-\psi} f).$$

Furthermore, it can be represented in terms of the heat semigroup $(\hat{P}_t)_{t \geq 0}$ on $L^2(X, \hat{\mathbf{m}})$ by the Feynman-Kac formula with potential $-\Gamma(\psi)$. Since the latter is a bounded function, the semigroup is bounded on each $L^p(X, \hat{\mathbf{m}})$ with

$$\|\hat{P}_t^\kappa\|_{L^p(X, \hat{\mathbf{m}}) \rightarrow L^p(X, \hat{\mathbf{m}})} \leq e^{(\text{Lip } \psi)^2 t}$$

for all $p \in [1, \infty]$. This allows us to conclude that for each $\psi \in \text{Lip}_b(X)$, the original semigroup satisfies

$$\|P_t^\kappa\|_{L^p(X, \mathbf{m}) \rightarrow L^p(X, \mathbf{m})} \leq e^{|1-2/p| \text{osc } \psi + (\text{Lip } \psi)^2 t}. \quad (7)$$

Proof. The norm estimate in (i) follows from the fact that

$$\mathcal{E}^\kappa(f, f) \geq \mathcal{E}(f, f) - \text{Lip } \psi \cdot \int \Gamma(f^2)^{1/2} d\mathbf{m} \geq -(\text{Lip } \psi)^2 \cdot \|f\|_{L^2}^2$$

and the estimate in (iii) from

$$\begin{aligned} \|P_t^\kappa f\|_{L^p(\mathbf{m})} &= \left(\int e^{-p\psi} [\hat{P}_t^\kappa(e^\psi f)]^p e^{2\psi} d\hat{\mathbf{m}} \right)^{1/p} \leq e^{-\inf[(1-2/p)\psi]} e^{(\text{Lip } \psi)^2 t} \cdot \|e^\psi f\|_{L^p(\hat{\mathbf{m}})} \\ &\leq e^{-\inf[(1-2/p)\psi]} e^{(\text{Lip } \psi)^2 t} e^{\sup[(1-2/p)\psi]} \cdot \|f\|_{L^p(\mathbf{m})}. \end{aligned}$$

The rest is straightforward. \square

A more explicit representation for the semigroup $(P_t^\kappa)_{t \geq 0}$ will be possible by extending the Fukushima decomposition which in turn is an extension of the famous Ito decomposition. In the Euclidean case with smooth ψ , the latter states that

$$\psi(B_t) = \psi(B_0) + \int_0^t \nabla \psi(B_s) dB_s + \frac{1}{2} \int_0^t \Delta \psi(B_s) ds.$$

This indicates a way how to replace the expression $\frac{1}{2} \int_0^t \Delta \psi(B_s) ds$ appearing in (5) by expressions which only involve first (and zero) order derivatives of ψ .

Lemma 2.12 (“Fukushima decomposition”).

(i) For each $\psi \in \text{Lip}_{bs}(X)$ there exists a unique martingale additive functional M^ψ and a unique continuous additive functional which is of zero quadratic variation N^ψ such that

$$\psi(B_t) = \psi(B_0) + M_t^\psi + N_t^\psi \quad (\forall t \in [0, \zeta)) \quad \mathbb{P}_x\text{-a.s. for q.e. } x \in X \quad (8)$$

(ii) For each $\psi \in \text{Lip}(X)$ there exists a unique local martingale additive functional M^ψ such that for each $z \in X$,

$$M_t^\psi = \lim_{n \rightarrow \infty} M_t^{\psi_n} \quad (\forall t \in [0, \zeta)) \quad \mathbb{P}_x\text{-a.s. for q.e. } x \in X$$

where M^{ψ_n} denotes the martingale additive functional associated with the function $\psi_n = \chi_n \cdot \psi \in \text{Lip}_{bs}(X)$ according to part (i) and where $\chi_n(\cdot) = [1 - \mathbf{d}(\mathbf{B}_n(z), \cdot)]_+$ for $n \in \mathbb{N}$.

(iii) The quadratic variation of M^ψ is given by

$$\langle M^\psi \rangle_t = \int_0^t \Gamma(\psi)(B_s) ds \quad (\forall t \in [0, \zeta)) \quad \mathbb{P}_x\text{-a.s. for q.e. } x \in X$$

for any choice of a Borel version of the function $\Gamma(\psi) \in L^\infty(X, \mathbf{m})$.

For the defining properties of “martingale additive functionals” and of “continuous additive functionals of zero quadratic variation” (as well as for the relevant equivalence relations that underlie the uniqueness statement) we refer to the monograph [FOT11].

Proof. Assertion (i) is one of the key results in [FOT11]. Indeed, it is proven there as Theorem 5.2.2 for general quasi continuous $\psi \in \mathcal{D}(\mathcal{E})$ and it is extended in Theorem 5.5.1 by localization to a more general class which contains $\text{Lip}(X)$. Also assertion (iii) for $\psi \in \text{Lip}_{bs}(X)$ is a standard result, see [FOT11], Theorem 5.2.5. Let us briefly discuss its extension to general $\psi \in \text{Lip}(X)$.

Given $\psi \in \text{Lip}(X)$ and $z \in X$, we define $\psi_n = \chi_n \cdot \psi$ with cut-off functions χ_n as above and stopping times $\tau_\lambda := \inf\{t \geq 0 : B_t \notin \mathbf{B}_\lambda(z)\}$ for $\lambda \in \mathbb{N}$. Then we put

$$M_t^\lambda := M_{t \wedge \tau_\lambda}^{\psi_n}$$

for any $\lambda \leq n$. Thus M^λ is a martingale with $\mathbb{E}_x M_t^\lambda = 0$ and

$$\langle M^\lambda \rangle_t = \int_0^{t \wedge \tau_\lambda} \Gamma(\psi)(B_s) ds \quad \mathbb{P}_x\text{-a.s. for q.e. } x \in X.$$

It follows that for q.e. x , the family $(M_t^\lambda)_{\lambda \in \mathbb{N}}$ is an L^2 -bounded martingale w.r.t. \mathbb{P}_x with

$$\mathbb{E}_x \left[(M_t^\lambda)^2 \right] \leq \mathbb{E}_x \left[\int_0^t \Gamma(\psi)(B_s) ds \right] = \int_0^t P_{s/2} \Gamma(\psi)(x) ds \leq (\text{Lip } \psi)^2 \cdot t.$$

Thus the limit $M_t := \lim_{\lambda \rightarrow \infty} M_t^\lambda$ exists and is a martingale w.r.t. \mathbb{P}_x for q.e. $x \in X$. Moreover, $\langle M \rangle_t = \lim_{\lambda \rightarrow \infty} \langle M^\lambda \rangle_t = \int_0^t \Gamma(\psi)(B_s) ds$. \square

Proposition 2.13. *Given $\psi \in \text{Lip}_b(X)$, put*

$$N_t^\psi := \psi(B_t) - \psi(B_0) - M_t^\psi \quad (9)$$

with M_t^ψ as defined in the previous Lemma, part (ii). Then with $(P_{t/2}^\kappa)_{t \geq 0}$ as defined in Proposition 2.9, for each $f \in \bigcup_{p \in [1, \infty]} L^p(X, \mathbf{m})$,

$$P_{t/2}^\kappa f(x) = \mathbb{E}_x [e^{N_t^\psi} f(B_t) 1_{\{t < \zeta\}}] \quad \text{for } \mathbf{m}\text{-a.e. } x \in X. \quad (10)$$

Proof. In order to derive the representation formula (10) with the additive functional N given by (9), we will replace the (non-existing) Feynman-Kac transformation with potential $\frac{1}{2} \underline{\Delta} \psi$ by

- (a) a Girsanov transformation with drift $-\Gamma(\psi, \cdot)$
- (b) together with a Feynman-Kac transformation with potential $\frac{1}{2} \Gamma(\psi)$
- (c) followed by a Doob transformation with function e^ψ .

Each of these transformations provides a multiplicative factor in the representation of the semigroup which together amount to

$$e^{-M_t^\psi + \frac{1}{2} \langle M \rangle_t} \cdot e^{-\frac{1}{2} \int_0^t \Gamma(\psi)(B_s) ds} \cdot e^{\psi(B_t) - \psi(B_0)} = e^{N_t^\psi}.$$

Let us perform these transformations first under the additional assumption that $\psi \in \text{Lip}_{bs}(X)$ in which case all details can be found in the paper [CZ02] since in this case $\psi \in \mathcal{D}(\mathcal{E})$ and $\mu_{\langle \psi \rangle} = \Gamma(\psi) \mathbf{m}$ is a Kato class measure (indeed, it is a measure with bounded density).

(a) In the first step, we pass from the metric measure space $(X, \mathbf{d}, \mathbf{m})$ to the metric measure space $(X, \mathbf{d}, \hat{\mathbf{m}})$ with $\hat{\mathbf{m}} = e^{-2\psi} \mathbf{m}$ or, equivalently, we pass from the Dirichlet form $\mathcal{E}(f) = \int \Gamma(f) d\mathbf{m}$ on $L^2(X, \mathbf{m})$ to the Dirichlet form $\hat{\mathcal{E}}(f) = \int \Gamma(f) d\hat{\mathbf{m}}$ on $L^2(X, \hat{\mathbf{m}})$. This amounts to pass from the heat semigroup $(P_t)_{t \geq 0}$ to the semigroup $(\hat{P}_t)_{t \geq 0}$ given by Girsanov's formula

$$\hat{P}_{t/2} f(x) = \hat{\mathbb{E}}_x [f(B_t)] = \mathbb{E}_x [e^{-M_t^\psi - \frac{1}{2} \langle M^\psi \rangle_t} f(B_t) 1_{\{t < \zeta\}}] \quad \text{for } \mathbf{m}\text{-a.e. } x \in X$$

with M^ψ being the martingale additive functional as introduced in the previous Lemma.

(b) In the second step, we pass from the Dirichlet form $\hat{\mathcal{E}}(f) = \int \Gamma(f) d\hat{\mathbf{m}}$ on $L^2(X, \hat{\mathbf{m}})$ to the Dirichlet form $\hat{\mathcal{E}}^\kappa(f) = \int [\Gamma(f) - \Gamma(\psi) \cdot f^2] d\hat{\mathbf{m}}$ on $L^2(X, \hat{\mathbf{m}})$. This amounts to pass from the semigroup $(\hat{P}_t)_{t \geq 0}$ to the semigroup $(\hat{P}_t^\kappa)_{t \geq 0}$ given by Feynman-Kac's formula

$$\hat{P}_{t/2}^\kappa f(x) = \hat{\mathbb{E}}_x [e^{\frac{1}{2} \int_0^t \Gamma(\psi)(B_s) ds} f(B_t) 1_{\{t < \zeta\}}] = \mathbb{E}_x [e^{-M_t^\psi} f(B_t) 1_{\{t < \zeta\}}] \quad \text{for } \mathbf{m}\text{-a.e. } x \in X.$$

(c) In the final step, we pass from the Dirichlet form $\hat{\mathcal{E}}^\kappa(f) = \int [\Gamma(f) - \Gamma(\psi) \cdot f^2] d\hat{\mathbf{m}}$ on $L^2(X, \hat{\mathbf{m}})$ to the Dirichlet form $\mathcal{E}^\kappa(f) = \int [\Gamma(f) + \Gamma(f^2, \psi)] d\mathbf{m}$ on $L^2(X, \mathbf{m})$, see previous

Proposition. This amounts to pass from the semigroup $(\hat{P}_t^\kappa)_{t \geq 0}$ to the semigroup $(P_t^\kappa)_{t \geq 0}$ given by Doob's formula

$$P_{t/2}^\kappa f(x) = e^{-\psi(x)} \hat{P}_{t/2}^\kappa(e^\psi f)(x) = \mathbb{E}_x[e^{-\psi(B_0) - M_t^\psi + \psi(B_t)} f(B_t) 1_{\{t < \zeta\}}] = \mathbb{E}_x[e^{N_t^\psi} f(B_t) 1_{\{t < \zeta\}}]$$

for \mathbf{m} -a.e. $x \in X$. This proves the claim in the case $\psi \in \text{Lip}_{bs}(X)$.

For general $\psi \in \text{Lip}(X)$, we choose cut-off functions $\chi_n, n \in \mathbb{N}$, as in the previous Lemma and put $\psi_n = \chi_n \cdot \psi$ and $\kappa_n = -\underline{\Delta}\psi_n$. Then by the previous argumentation,

$$P_{t/2}^{\kappa_n} f(x) = \mathbb{E}_x[e^{N_t^{\psi_n}} f(B_t) 1_{\{t < \zeta\}}] \quad \text{for } \mathbf{m}\text{-a.e. } x \in X$$

for each $n \in \mathbb{N}$. It remain to prove

$$P_{t/2}^{\kappa_n} f(x) \rightarrow P_{t/2}^\kappa f(x) \quad \text{for } \mathbf{m}\text{-a.e. } x \in X \quad (11)$$

as $n \rightarrow \infty$ as well as

$$\mathbb{E}_x[e^{N_t^{\psi_n}} f(B_t) 1_{\{t < \zeta\}}] \rightarrow \mathbb{E}_x[e^{N_t^\psi} f(B_t) 1_{\{t < \zeta\}}] \quad \text{for } \mathbf{m}\text{-a.e. } x \in X. \quad (12)$$

To prove the latter, let us first restrict to $f \in L^p(X, \mathbf{m})$ for some $p \in (1, \infty]$. Then

$$\left| \mathbb{E}_x[e^{N_t^{\psi_n}} f(B_t) 1_{\{t < \zeta\}}] - \mathbb{E}_x[e^{N_t^\psi} f(B_t) 1_{\{t < \zeta\}}] \right| \leq \mathbb{E}_x[(e^{N_t^{\psi_n}} + e^{N_t^\psi}) |f|(B_t) 1_{\{\zeta > t > \tau_n\}}].$$

For every $q, s \in (1, \infty)$ with $\frac{1}{p} + \frac{1}{q} + \frac{1}{s} = 1$, by Hölder's inequality

$$\begin{aligned} \mathbb{E}_x[e^{N_t^\psi} |f|(B_t) 1_{\{\zeta > t > \tau_n\}}] &\leq e^{2\|\psi\|_{L^\infty}} \cdot \mathbb{E}_x[e^{-M_t^\psi} |f|(B_t) 1_{\{\zeta > t > \tau_n\}}] \\ &\leq e^{2\|\psi\|_{L^\infty} + \frac{s}{2}(\text{Lip}\psi)^2 t} \cdot \mathbb{E}_x[e^{-M_t^\psi - \frac{s}{2}\langle M^\psi \rangle_t} |f|(B_t) 1_{\{t > \tau_n\}}] \\ &\leq e^{2\|\psi\|_{L^\infty} + \frac{s}{2}(\text{Lip}\psi)^2 t} \cdot \mathbb{E}_x[e^{-sM_t^\psi - \frac{s^2}{2}\langle M^\psi \rangle_t} 1_{\{t < \zeta\}}]^{1/s} \\ &\quad \cdot \mathbb{E}_x[|f|^p(B_t) 1_{\{t < \zeta\}}]^{1/p} \cdot \mathbb{P}_x[\{\zeta > t > \tau_n\}]^{1/q} \\ &\leq e^{2\|\psi\|_{L^\infty} + \frac{s}{2}(\text{Lip}\psi)^2 t} \cdot (P_{t/2}|f|^p)^{1/p}(x) \cdot \mathbb{P}_x[\{\zeta > t > \tau_n\}]^{1/q} \end{aligned}$$

for \mathbf{m} -a.e. $x \in X$. For the last estimate we used the fact that $e^{-sM_t^\psi - \frac{s^2}{2}\langle M^\psi \rangle_t} 1_{\{t < \zeta\}}$ is a super-martingale. Thus obviously $\mathbb{E}_x[e^{N_t^\psi} |f|(B_t) 1_{\{\zeta > t > \tau_n\}}] \rightarrow 0$ for \mathbf{m} -a.e. $x \in X$ as $n \rightarrow \infty$. Analogously, we can estimate

$$\begin{aligned} \mathbb{E}_x[e^{N_t^{\psi_n}} |f|(B_t) 1_{\{\zeta > t > \tau_n\}}] &\leq e^{2\|\psi_n\|_{L^\infty} + \frac{s}{2}(\text{Lip}\psi_n)^2 t} \cdot (P_{t/2}|f|^p)^{1/p}(x) \cdot \mathbb{P}_x[\{\zeta > t > \tau_n\}]^{1/q} \\ &\leq e^{2\|\psi\|_{L^\infty} + \frac{s}{2}(\text{Lip}\psi + \|\psi\|_{L^\infty})^2 t} \cdot (P_{t/2}|f|^p)^{1/p}(x) \cdot \mathbb{P}_x[\{\zeta > t > \tau_n\}]^{1/q} \\ &\rightarrow 0 \end{aligned}$$

for \mathbf{m} -a.e. $x \in X$ as $n \rightarrow \infty$. This proves (12) in the case $f \in L^p(X, \mathbf{m})$ for some $p \in (1, \infty]$. The claim for $f \in L^1(X, \mathbf{m})$ follows by a simple truncation argument and monotone convergence.

To prove (11), it suffices to consider the case $f \in L^2(X, \mathbf{m})$. The assertion for $f \in L^p$, $p \neq 2$, follows by density of $L^2 \cap L^p$ in L^p and by boundedness of P_t^κ (as well as boundedness

of $P_t^{\kappa_n}$, uniformly in n) on L^p , cf. previous Proposition. To deduce (11) in the case $p = 2$, Duhamel's formula allows us to derive

$$\int g(P_t^\kappa f - P_t^{\kappa_n} f) d\mathbf{m} = - \int_0^t \mathcal{E}(P_s^\kappa g \cdot P_{t-s}^{\kappa_n} f, \psi - \psi_n) ds$$

for all $f, g \in L^2$. Thus

$$\begin{aligned} \left| \int g(P_t^\kappa f - P_t^{\kappa_n} f) d\mathbf{m} \right| &\leq \text{Lip}(\psi - \psi_n) \cdot \int_0^t \int_{\mathbf{B}_{n+1}(z)} \Gamma(P_s^\kappa g \cdot P_{t-s}^{\kappa_n} f)^{1/2} d\mathbf{m} ds \\ &\leq (\text{Lip}(\psi) + \|\psi\|_{L^\infty}) \cdot \int_0^t \left[\int_{\mathbf{B}_{n+1}(z)} \Gamma(P_s^\kappa g) + |P_s^\kappa g|^2 d\mathbf{m} \right]^{1/2} \\ &\quad \cdot \left[\int_X \Gamma(P_{t-s}^{\kappa_n} f) + |P_{t-s}^{\kappa_n} f|^2 d\mathbf{m} \right]^{1/2} ds. \end{aligned}$$

Form boundedness of \mathcal{E}^κ w.r.t. \mathcal{E} implies

$$\int_X \Gamma(P_s^\kappa g) + |P_s^\kappa g|^2 d\mathbf{m} \leq C \left(\mathcal{E}^\kappa(P_s^\kappa g) + \|P_s^\kappa g\|_{L^2}^2 \right)$$

for all $s \in [0, t]$. Hence, $\int_0^t \int_X \Gamma(P_s^\kappa g) + |P_s^\kappa g|^2 d\mathbf{m} ds \leq C_t \cdot \|g\|_{L^2}^2$ and thus

$$\int_0^t \int_{\mathbf{B}_{n+1}(z)} \Gamma(P_s^\kappa g) + |P_s^\kappa g|^2 d\mathbf{m} ds \rightarrow 0$$

as $n \rightarrow \infty$. Similarly,

$$\int_0^t \int_X \Gamma(P_{t-s}^{\kappa_n} f) + |P_{t-s}^{\kappa_n} f|^2 d\mathbf{m} \leq C \left(\mathcal{E}^{\kappa_n}(P_{t-s}^{\kappa_n} g) + \|P_{t-s}^{\kappa_n} g\|_{L^2}^2 \right) \leq C_t \cdot \|g\|_{L^2}^2$$

uniformly in n . This proves $\left| \int g(P_t^\kappa f - P_t^{\kappa_n} f) d\mathbf{m} \right| \rightarrow 0$ as $n \rightarrow \infty$ which is the claim. \square

Corollary 2.14. (i) *Given $\phi \in L^\infty(X)$ and $\psi \in \text{Lip}_b(X)$, the semigroup $(P_t^\kappa)_{t \geq 0}$ for $\kappa = \phi - \underline{\Delta}\psi$ is given by*

$$P_{t/2}^\kappa f(x) = \mathbb{E}_x \left[e^{-\int_0^t \phi(B_s) ds + N_t^\psi} f(B_t) 1_{\{t < \zeta\}} \right] \quad (13)$$

for each $f \in \bigcup_{p \in [1, \infty]} L^p(X, \mathbf{m})$ and for \mathbf{m} -a.e. $x \in X$.

(ii) *Even more, letting $\tilde{P}_t^\kappa f$ denote a quasi continuous version of $P_t^\kappa f$, then*

$$\tilde{P}_{t/2}^\kappa f(x) = \mathbb{E}_x \left[e^{-\int_0^t \phi(B_s) ds + N_t^\psi} f(B_t) 1_{\{t < \zeta\}} \right]$$

holds true for $q.e.$ $x \in X$.

Proof. (i) Define a semigroup $(Q_t)_{t \geq 0}$ by the right hand side of (13), i.e. $Q_{t/2} f(x) := \mathbb{E}_x \left[e^{-\int_0^t \phi(B_s) ds + N_t^\psi} f(B_t) \right]$. We will prove that it is associated with the quadratic form \mathcal{E}^κ . Put $\kappa_0 = -\underline{\Delta}\psi$. From the probabilistic representations of $Q_t f$ and $P_t^{\kappa_0} f$, we easily deduce

$$P_t^{\kappa_0} f - Q_t f = \int_0^t P_s^{\kappa_0} (\phi Q_{t-s} f) ds$$

(“Duhamel’s formula”) and thus

$$\lim_{t \rightarrow 0} \frac{1}{t} \int (f - Q_t f) f \, d\mathbf{m} - \mathcal{E}^{\kappa_0}(f) = \lim_{t \rightarrow 0} \frac{1}{t} \int_0^t \int (P_s^{\kappa_0} f) \phi(Q_{t-s} f) \, d\mathbf{m} \, ds = \int f^2 \phi \, d\mathbf{m}.$$

(Note that \mathcal{E}^κ is obtained from \mathcal{E}^{κ_0} by perturbation with a bounded potential. Hence, both Q_t and P^{κ_0} are strongly continuous semigroups on L^2 .) Therefore,

$$\lim_{t \rightarrow 0} \frac{1}{t} \int (f - Q_t f) f \, d\mathbf{m} = \mathcal{E}^\kappa(f)$$

for all $f \in \mathcal{D}(\mathcal{E}^\kappa)$ and thus $Q_t f = P_t^\kappa f$ for all t and all f .

(ii) follows by standard arguments for quasi-regular Dirichlet forms. \square

Remark 2.15. *Throughout this subsection, the assumptions $\psi \in \text{Lip}(X)$ (or $\psi \in \text{Lip}_b(X)$) always can be replaced by $\psi \in W_*^{1,\infty}(X)$ (or $\psi \in W^{1,\infty}(X)$, resp.). In the Fukushima decomposition, then one has to choose a quasi-continuous version $\tilde{\psi}$ of ψ to guarantee well-definedness of the contribution $\tilde{\psi}(B_t) - \tilde{\psi}(B_0)$.*

2.2 Bochner Inequality $\text{BE}_1(\kappa, \infty)$ and Gradient Estimate

For $n \in \mathbb{N}$, we define the Hilbert space $V^n(X) := (-\Delta + 1)^{-n/2}(L^2(X))$ equipped with the norm

$$\|f\|_{V^n} := \|(-\Delta + 1)^{n/2} f\|_{L^2}.$$

Of particular interest are the spaces $V^1(X) = \mathcal{D}(\mathcal{E}) = W^{1,2}(X)$, $V^2(X) = \mathcal{D}(\Delta)$, and $V^3(X) = \{f \in \mathcal{D}(\Delta) : \Delta f \in \text{Dom}(\mathcal{E})\}$.

Definition 2.16. *Given $\kappa \in W^{-1,\infty}(X)$, we say that the Bochner inequality or Bary-Émery condition $\text{BE}_1(\kappa, \infty)$ holds true if $\Gamma(f)^{1/2} \in V^1(X)$ for all $f \in V^2(X)$ and if*

$$-\int_X \Gamma(\Gamma(f)^{1/2}, \phi) \, d\mathbf{m} - \int_{\{\Gamma(f) > 0\}} \Gamma(f)^{-1/2} \Gamma(f, \Delta f) \phi \, d\mathbf{m} \geq \langle \Gamma(f)^{1/2} \phi, \kappa \rangle_{W^{1,1+}, W^{-1,\infty}}. \quad (14)$$

for all $f \in V^3(X)$ and all nonnegative $\phi \in V^1(X)$.

Note that equally well also the first integral in the above estimate can be restricted to the set $\{\Gamma(f) > 0\}$.

Theorem 2.17. *Given $\kappa \in W^{-1,\infty}(X)$, the Bochner inequality $\text{BE}_1(\kappa, \infty)$ is equivalent to the following gradient estimate $\text{GE}_1(\kappa, \infty)$: $\forall f \in V^1(X), \forall t > 0$:*

$$\Gamma(P_t f)^{1/2} \leq P_t^\kappa(\Gamma(f)^{1/2}) \quad \mathbf{m}\text{-a.e. on } X \quad (15)$$

Proof. **a)** Assume that $\text{BE}_1(\kappa, \infty)$ holds true. Put $\eta_\delta(r) = (r + \delta)^{1/2} - \delta^{1/2}$ as an approximation of $r^{1/2}$. For fixed $\delta > 0$, nonnegative $\phi \in V^1(X)$, $f \in V^3(X)$, and $t > 0$ consider

$$s \mapsto a_s^{(\delta)} = \int \phi P_s^\kappa(\eta_\delta(\Gamma(P_{t-s} f))) \, d\mathbf{m}$$

as an absolutely continuous function on $(0, t)$. Then

$$\begin{aligned}
& \int \phi P_t^\kappa(\Gamma(f)^{1/2}) d\mathbf{m} - \int \phi \Gamma(P_t f)^{1/2} d\mathbf{m} \\
&= \lim_{\delta \rightarrow 0} \int \phi P_t^\kappa(\eta_\delta(\Gamma(f))) d\mathbf{m} - \int \phi \eta_\delta(\Gamma(P_t f)) d\mathbf{m} \\
&= \lim_{\delta \rightarrow 0} [a_t^{(\delta)} - a_0^{(\delta)}] \\
&= -\lim_{\delta \rightarrow 0} \int_0^t \left[\mathcal{E}^\kappa(\phi_s, \eta_\delta(\Gamma(f_s))) + 2 \int_X \phi_s \eta'_\delta(\Gamma(f_s)) \Gamma(f_s, \Delta f_s) d\mathbf{m} \right] ds \\
&= -\int_0^t \left[\mathcal{E}^\kappa(\phi_s, \Gamma(f_s)^{1/2}) + \int_{\{\Gamma(f_s) > 0\}} \phi_s \Gamma(f_s)^{-1/2} \Gamma(f_s, \Delta f_s) d\mathbf{m} \right] ds
\end{aligned}$$

where we have put $\phi_s = P_s^\kappa \phi$ and $f_s = P_{t-s} f$. The crucial point now is that the semigroup $(P_t)_{t \geq 0}$ preserves the class $V^3(X)$ where f is chosen from, and that the the semigroup $(P_t^\kappa)_{t \geq 0}$ preserves the cone of nonnegative elements in $V^1(X)$ where ϕ is chosen from. Assuming $\mathbf{BE}_1(\kappa, \infty)$ and applying it to f_s and ϕ_s in the place of f and ϕ implies that in the last integral the expression in [...] is nonpositive. This proves the claimed gradient estimate (15) for $f \in V^3(X)$. The assertion for general f then follows by approximation. Indeed, each $f \in V^1(X)$ is approximated in V^1 -norm by the sequence $f_n := P_{1/n} f \in V^3$. Moreover, the map $V^1 \rightarrow L^2, g \mapsto \Gamma(g)^{1/2}$ is continuous, and so is $P_t^\kappa : L^2 \rightarrow L^2$. Hence,

$$\Gamma(P_t f)^{1/2} = \lim_n \Gamma(P_t f_n)^{1/2} \leq P_t^\kappa(\Gamma(f_n)^{1/2}) = P_t^\kappa(\Gamma(f)^{1/2}).$$

b) Now let us assume that the gradient estimate holds true. Let us first derive the assertion on domain inclusion which in our formulation is requested for $\mathbf{BE}_1(\kappa, \infty)$. Using the gradient estimate, we conclude that

$$\frac{1}{t} \int_X \left[\Gamma(f)^{1/2} - P_t^\kappa \Gamma(f)^{1/2} \right] \Gamma(f)^{1/2} d\mathbf{m} \leq \frac{1}{t} \int_X \left[\Gamma(f)^{1/2} - \Gamma(P_t f)^{1/2} \right] \Gamma(f)^{1/2} d\mathbf{m}. \quad (16)$$

By spectral calculus, it is well known that for $t \rightarrow 0$ the LHS of (16) converges monotonically to $\mathcal{E}^\kappa(\Gamma(f)^{1/2})$ and

$$\Gamma(f)^{1/2} \in \mathcal{D}(\mathcal{E}^\kappa) \iff \lim_{t \rightarrow 0} \frac{1}{t} \int_X \left[\Gamma(f)^{1/2} - P_t^\kappa \Gamma(f)^{1/2} \right] \Gamma(f)^{1/2} d\mathbf{m} < \infty.$$

To deal with the RHS of (16), first observe that $\Gamma(P_t f)^{1/2} \rightarrow \Gamma(f)^{1/2}$ as $t \rightarrow 0$ since

$$\left| \Gamma(P_t f) - \Gamma(f) \right| = \left| \int_0^t 2\Gamma(P_s f, \Delta P_s f) ds \right| \leq 2 \int_0^t P_s^\kappa \Gamma(f)^{1/2} \cdot P_s^\kappa \Gamma(\Delta f)^{1/2} ds \leq C t$$

for $f \in V^3(X)$. Moreover, obviously each of the integrals $\int_X \dots d\mathbf{m}$ in (16) can be replaced by $\int_{\{\Gamma(f) > 0\}} \dots d\mathbf{m}$. But on the set $\{\Gamma(f) > 0\}$, the chain rule for the Γ operator yields

$$\frac{1}{t} \left[\Gamma(f)^{1/2} - \Gamma(P_t f)^{1/2} \right] \rightarrow \frac{-1}{\Gamma(f)^{1/2}} \Gamma(f, \Delta f).$$

Thus for $t \rightarrow 0$, the RHS of (16) converges as follows

$$\frac{1}{t} \int_X \left[\Gamma(f)^{1/2} - \Gamma(P_t f)^{1/2} \right] \Gamma(f)^{1/2} d\mathbf{m} \rightarrow - \int_{\{\Gamma(f) > 0\}} \Gamma(f, \Delta f) d\mathbf{m} = \int_X (\Delta f)^2 d\mathbf{m}.$$

Combining the asymptotic results for both sides of (16), we obtain

$$\mathcal{E}^\kappa(\Gamma(f)^{1/2}) \leq \|\Delta f\|_{L^2}^2 < \infty,$$

in particular $\Gamma(f)^{1/2} \in \mathcal{D}(\mathcal{E}^\kappa) = V^1(X)$ for $f \in V^3(X)$. Since the class of these f 's is dense in $V^2(X) = \mathcal{D}(\Delta)$, it follows that $\Gamma(f)^{1/2} \in \mathcal{D}(\mathcal{E}^\kappa) = W^{1,2}(X)$ for all $f \in \mathcal{D}(\Delta)$. This yields the domain assertion requested for $\mathbf{BE}_1(\kappa, \infty)$.

c) To derive the requested functional inequality for $\mathbf{BE}_1(\kappa, \infty)$, we integrate the gradient estimate for $f \in V^3(X)$ w.r.t. $\phi_\delta \, d\mathbf{m}$ and subtract $\int \phi_\delta \Gamma(f)^{1/2} \, d\mathbf{m}$ on both sides. Here for arbitrary $\phi \in V^1(X)$ and $\delta > 0$, we put

$$\phi_\delta = \phi \cdot \frac{\Gamma(f)^{1/2}}{\Gamma(f)^{1/2} + \delta}.$$

This yields

$$\frac{1}{t} \int_X \left[\Gamma(f)^{1/2} - P_t^\kappa \Gamma(f)^{1/2} \right] \phi_\delta \, d\mathbf{m} \leq \frac{1}{t} \int_X \left[\Gamma(f)^{1/2} - \Gamma(P_t f)^{1/2} \right] \phi_\delta \, d\mathbf{m}.$$

In the limit $t \rightarrow 0$, this gives

$$\mathcal{E}^\kappa(\Gamma(f)^{1/2}, \phi_\delta) \leq - \int_{\{\Gamma(f) > 0\}} \frac{1}{\Gamma(f)^{1/2}} \Gamma(f, \Delta f) \phi_\delta \, d\mathbf{m}.$$

One easily verifies that for $\delta \rightarrow 0$ this converges to

$$\mathcal{E}^\kappa(\Gamma(f)^{1/2}, \phi) \leq - \int_{\{\Gamma(f) > 0\}} \frac{1}{\Gamma(f)^{1/2}} \Gamma(f, \Delta f) \phi \, d\mathbf{m}$$

which is the claim. □

Corollary 2.18. *The Bochner inequality $\mathbf{BE}_1(\kappa, \infty)$ with $\kappa \in W^{-1,\infty}(X)$ implies*

$$\mathcal{E}(\Gamma(f)^{1/2}) \leq \|\Delta f\|_{L^2}^2 - \langle \Gamma(f), \kappa \rangle_{W^{1,1+}, W^{-1,\infty}}$$

for all $f \in \mathcal{D}(\Delta)$ and thus

$$\mathcal{E}(\Gamma(f)^{1/2}) \leq \frac{1}{1-\delta} \left(\|\Delta f\|_{L^2}^2 + (C + C^2/\delta) \cdot \mathcal{E}(f) \right)$$

for each $\delta \in (0, 1)$ with $C := \|\kappa\|_{W^{-1,\infty}}$.

Localization. In the sequel, we will also localize various statements. Doing this will require some care since in general X will not be locally compact. Given a space $\mathcal{G}(X)$ of functions (or of \mathbf{m} -equivalence classes of functions) on X we denote by $\mathcal{G}_{\text{sloc}}(X)$ the set of all functions g (or \mathbf{m} -equivalence classes of functions, resp.) on X “which semi-locally lie in $\mathcal{G}(X)$ ” in the sense that for each bounded open subset $B \subset X$ there exists a $g_B \in \mathcal{G}(X)$ such that $g = g_B$ on B (or \mathbf{m} -a.e. on B , resp.). This way, e.g. we define the spaces $W_{\text{sloc}}^{1,1+}(X)$.

We denote by $W_{\text{sloc}}^{-1,\infty}(X)$ the set of all κ such that for all bounded open sets $B \subset X$ there exist $\kappa_B \in W^{-1,\infty}(X)$ which are consistent in the sense that $\langle \phi, \kappa_B \rangle_{W^{1,1+}, W^{-1,\infty}} =$

$\langle \phi, \kappa_{B'} \rangle_{W^{1,1+}, W^{-1,\infty}}$ for all such B, B' and for all $\phi \in W^{1,1+}(X)$ with support in $B \cap B'$. In this case, we say that $\kappa = \kappa_B$ on B and put

$$\langle \phi, \kappa \rangle_{W_{bs}^{1,1+}, W_{sloc}^{-1,\infty}} := \langle \phi, \kappa_B \rangle_{W^{1,1+}, W^{-1,\infty}}$$

provided ϕ is supported in B .

Lemma 2.19. *The Bochner inequality $\text{BE}_1(\kappa, \infty)$ is equivalent to the fact that $\Gamma(f)^{1/2} \in V^1(X)$ for all $f \in V^2(X)$ and*

$$- \int_X \Gamma(\Gamma(f)^{1/2}, \phi) + \Gamma(f)^{-1/2} \Gamma(f, \Delta f) \phi \, d\mathbf{m} \geq \langle \Gamma(f)^{1/2} \phi, \kappa \rangle_{W^{1,1+}, W^{-1,\infty}} \quad (17)$$

for all $f \in V_{sloc}^3(X)$ and all nonnegative $\phi \in V_{bs}^1(X)$.

The domain inclusion requested for $\text{BE}_1(\kappa, \infty)$ obviously implies the inclusion for the localized domains: $\Gamma(f)^{1/2} \in V_{sloc}^1(X)$ for all $f \in V_{sloc}^2(X)$.

Proof. “ \Rightarrow ”: Given $\phi \in V_{bs}^1(X)$ and $f \in V_{sloc}^3(X)$, there exists bounded open $B \subset X$ such that $\phi = 0$ on $X \setminus B$ and there exists $f_B \in V^3(X)$ with $f = f_B$ on B . Applying (14) to f_B and ϕ implies (17) for f and ϕ .

“ \Leftarrow ”: Given nonnegative $\phi \in V^1(X)$, by partition of unity we can find countably many nonnegative $\phi_n \in V_{bs}^1(X)$ such that $\phi = \sum_n \phi_n$. Applying (17) to each ϕ_n and the given $f \in V^3(X)$, and adding up these estimates yields (14) for the given ϕ and f . \square

3 Equivalence of $\text{BE}_2(k, N)$ and $\text{CD}(k, N)$

Throughout this section, $(X, \mathbf{d}, \mathbf{m})$ will be a metric measure space, $N \in [1, \infty)$ a number, and $k: X \rightarrow \mathbb{R}$ will be a bounded, lower semicontinuous function. We present the Eulerian and the Lagrangian characterizations of “Ricci curvature at x bounded from below by $k(x)$ and dimension bounded from above by N ” and prove their equivalence. Put $K_0 = \inf_x k(x)$ and $K_1 = \sup_x k(x)$.

Without loss of generality, we will assume that $(X, \mathbf{d}, \mathbf{m})$ satisfies the Riemannian curvature-dimension condition $\text{RCD}(K, \infty)$ for some constant $K \in \mathbb{R}$. Among others, this will guarantee that the space is infinitesimally Hilbertian, that the volume of balls does not grow faster than e^{Cr^2} , and that functions with bounded gradients have Lipschitz continuous versions (“Sobolev-to-Lipschitz property”). Moreover, it implies that $\Gamma(u)^{1/2} \in \mathcal{D}(\mathcal{E})$ for each $u \in \mathcal{D}(\Delta)$.

In the sequel, as usual $\mathcal{P}_2(X)$ will denote the space of probability measures μ on X with $\int \mathbf{d}^2(\cdot, z) \, d\mu < \infty$ equipped with the L^2 -Kantorovich-Wasserstein distance W_2 . We say that a measure $\boldsymbol{\pi} \in \mathcal{P}(\text{Geo}(X))$ represents the W_2 -geodesic $(\mu_r)_{r \in [0,1]}$ if $\mu_r = (e_r)_\# \boldsymbol{\pi}$ for $r \in [0, 1]$. Here $\text{Geo}(X)$ denotes the set of \mathbf{d} -geodesics $\gamma: [0, 1] \rightarrow X$ and $e_r: \text{Geo}(X) \rightarrow X, t \mapsto \gamma_r$ denotes the projection or evaluation operator.

Thanks to our a priori assumption $\text{RCD}(K, \infty)$, there exists a heat kernel $(p_t(x, y))_{x, y \in X, t \geq 0}$ on X such that

$$P_t f(x) := \int f(y) p_t(x, y) \, d\mathbf{m}(y)$$

defines a strongly continuous, non expanding semigroup in $L^p(X, \mathbf{m})$ for each $p \in [1, \infty)$. For $p = 2$, this actually can be defined (or re-interpreted) as the gradient flow for the energy \mathcal{E} in $L^2(X, \mathbf{m})$. Moreover,

$$dP_t^* \mu(y) := \left[\int p_t(x, y) d\mu(x) \right] d\mathbf{m}(y)$$

defines a semigroup on $\mathcal{P}_2(X)$. The latter can be equivalently regarded as the gradient flow for the Boltzmann entropy Ent in the Wasserstein space $\mathcal{P}_2(X)$. Here and in the sequel, $\text{Ent}(\mu) := \int u \log u d\mathbf{m}$ if $\mu = u \mathbf{m}$ and $\text{Ent}(\mu) := \infty$ if μ is not absolutely continuous w.r.t \mathbf{m} .

Definition 3.1. *We say that a metric measure space $(X, \mathbf{d}, \mathbf{m})$ satisfies the curvature-dimension condition with variable curvature bound k and dimension bound N , briefly $\text{CD}(k, N)$, if for every $\mu_0, \mu_1 \in \mathcal{P}_2(X) \cap \mathcal{D}(\text{Ent})$ there exists a measure $\boldsymbol{\pi} \in \mathcal{P}(\text{Geo}(X))$ representing some W_2 -geodesic $(\mu_r)_{r \in [0,1]}$ connecting μ_0 and μ_1 such that*

$$\frac{d}{dr} \text{Ent}(\mu_r) \Big|_{r=1-} - \frac{d}{dr} \text{Ent}(\mu_r) \Big|_{r=0+} \geq \int_0^1 \int_{\text{Geo}(X)} k(\gamma_r) |\dot{\gamma}|^2 d\boldsymbol{\pi}(\gamma) dr + \frac{1}{N} \left[\text{Ent}(\mu_1) - \text{Ent}(\mu_0) \right]^2.$$

The (k, N) -convexity of the entropy allows for various straightforward reformulations, cf. [Stu18b].

Lemma 3.2. *The following are equivalent:*

(i) *the mm-space satisfies $\text{CD}(k, N)$;*

(ii) *for every $\mu_0, \mu_1 \in \mathcal{P}_2(X) \cap \mathcal{D}(\text{Ent})$ there exists a measure $\boldsymbol{\pi} \in \mathcal{P}(\text{Geo}(X))$ representing some W_2 -geodesic $(\mu_r)_{r \in [0,1]}$ connecting μ_0 and μ_1 such that*

$$\frac{d}{dr} \text{Ent}(\mu_r) \Big|_{r=1-} - \frac{d}{dr} \text{Ent}(\mu_r) \Big|_{r=0+} \geq \int_0^1 \int_{\text{Geo}(X)} k(\gamma_r) |\dot{\gamma}|^2 d\boldsymbol{\pi}(\gamma) dr + \frac{1}{N} \int_0^1 \left[\frac{d}{dr} \text{Ent}(\mu_r) \right]^2 dr;$$

(iii) *for every $\mu_0, \mu_1 \in \mathcal{P}_2(X) \cap \mathcal{D}(\text{Ent})$ there exists a measure $\boldsymbol{\pi} \in \mathcal{P}(\text{Geo}(X))$ representing some W_2 -geodesic $(\mu_r)_{r \in [0,1]}$ connecting μ_0 and μ_1 such that for all $r \in (0, 1)$*

$$\begin{aligned} \text{Ent}(\mu_r) &\leq (1-r) \text{Ent}(\mu_0) + r \text{Ent}(\mu_1) \\ &\quad - \int_0^1 g(r, s) \left(\int_{\text{Geo}(X)} k(\gamma_s) |\dot{\gamma}|^2 d\boldsymbol{\pi}(\gamma) + \frac{1}{N} \left[\frac{d}{ds} \text{Ent}(\mu_s) \right]^2 \right) ds \end{aligned}$$

where $g(\cdot, \cdot)$ denotes the Green function on $[0, 1]$.

Moreover, in (ii) as well as in (iii), the phrase “for every $\mu_0, \mu_1 \in \mathcal{P}_2(X) \cap \mathcal{D}(\text{Ent})$ there exists a measure $\boldsymbol{\pi} \in \mathcal{P}(\text{Geo}(X))$ representing some W_2 -geodesic $(\mu_r)_{r \in [0,1]}$ connecting μ_0 and μ_1 such that ...” can equivalently be replaced by “for every measure $\boldsymbol{\pi} \in \mathcal{P}(\text{Geo}(X))$ representing some W_2 -geodesic $(\mu_r)_{r \in [0,1]}$ with endpoints μ_0, μ_1 of finite entropy ...”.

Proof. Firstly note that the addendum follows from the uniqueness of the measure representing a W_2 -geodesics connecting a given pair of measures of finite entropy [GRS16].

(ii) \Rightarrow (i): Trivial since $\int_0^1 \left[\frac{d}{ds} \text{Ent}(\mu_s) \right]^2 ds \geq \left[\text{Ent}(\mu_1) - \text{Ent}(\mu_0) \right]^2$.

(i) \Rightarrow (iii): Given a W_2 -geodesic $(\mu_r)_{r \in [0,1]}$ and its representing measure $\pi \in \mathcal{P}(\text{Geo}(X))$, apply (i) to $\mu_s, \mu_{s+\delta}$ in the place of μ_0, μ_1 to deduce for a.e. $s \in (0, 1)$

$$\frac{d^2}{ds^2} \text{Ent}(\mu_s) \geq \int_{\text{Geo}(X)} k(\gamma_s) |\dot{\gamma}|^2 d\pi(\gamma) + \frac{1}{N} \left[\frac{d}{ds} \text{Ent}(\mu_s) \right]^2.$$

(where the LHS has to be understood as the distributional second derivative of a semi-convex function). Integrating this w.r.t. the measure $g(s, r) ds$ on $(0, 1)$ yields (iii).

(iii) \Rightarrow (ii): Given a W_2 -geodesic $(\mu_r)_{r \in [0,1]}$ and its representing measure $\pi \in \mathcal{P}(\text{Geo}(X))$, we add up the estimate (iii) together with its counterpart with $1 - r$ in the place of r to obtain

$$\begin{aligned} \text{Ent}(\mu_r) + \text{Ent}(\mu_{1-r}) &\leq \text{Ent}(\mu_0) + \text{Ent}(\mu_1) \\ &- \int_0^1 [g(r, s) + g(1-r, s)] \left(\int_{\text{Geo}(X)} k(\gamma_s) |\dot{\gamma}|^2 d\pi(\gamma) + \frac{1}{N} \left[\frac{d}{ds} \text{Ent}(\mu_s) \right]^2 \right) ds. \end{aligned}$$

Dividing by r and then letting $r \rightarrow 0$ yields (ii). \square

Definition 3.3. We say that $(X, \mathbf{d}, \mathbf{m})$ satisfies the 2-Bochner inequality or 2-Bakry-Émery estimate with variable curvature bound k and dimension bound N , briefly $\text{BE}_2(k, N)$, if

$$\int_X \frac{1}{2} \Gamma(f) \Delta \phi - \Gamma(f, \Delta f) \phi d\mathbf{m} \geq \int_X [k\Gamma(f) + \frac{1}{N} (\Delta f)^2] \phi d\mathbf{m}$$

for all $f \in \mathcal{D}(\Delta)$ with $\Delta f \in \mathcal{D}(\mathcal{E})$ and all nonnegative $\phi \in \mathcal{D}(\Delta) \cap L^\infty(X, \mathbf{m})$ with $\Delta \phi \in L^\infty(X, \mathbf{m})$.

Our first main results states that also for variable curvature bound k and finite N , the Eulerian and Lagrangian approaches to synthetic lower Ricci bounds are equivalent. For constant k , this has been proven in joint work [EKS15] of the author with Erbar and Kuwada. For variable k and $N = \infty$, it has been proven in joint work [BHS19] with Braun and Habermann. In particular, in the latter work a formulation of the transport estimate has been given in terms of the following quantity:

$$W_{2,k}(\mu, \nu, t) := \inf_{(B^1, B^2)} \mathbb{E} \left[e^{-2 \int_0^t k(B_{2s}^1, B_{2s}^2) ds} \cdot d^2(B_{2t}^1, B_{2t}^2) \right]^{1/2}$$

where the infimum is taken over all coupled pairs of Brownian motions $(B_s^1)_{0 \leq s \leq 2t}$ and $(B_s^2)_{0 \leq s \leq 2\lambda t}$ with initial distributions μ and ν , resp.

Theorem 3.4. The following are equivalent

(i) the curvature-dimension condition $\text{CD}(k, N)$

(ii) the evolution-variational inequality $\text{EVI}(k, N)$: for all $\mu_0, \mu_1 \in \mathcal{P}_2(X)$ with finite entropy and for $\pi \in \mathcal{P}(\text{Geo}(X))$ representing the unique W_2 -geodesic connecting them:

$$\begin{aligned} -\frac{1}{2} \frac{d^+}{dt} \Big|_{t=0} W_2(P_t^* \mu_0, \mu_1)^2 &\geq \text{Ent}(\mu_0) - \text{Ent}(\mu_1) \\ &+ \int_0^1 (1-r) \left(\int_{\text{Geo}(X)} k(\gamma_r) |\dot{\gamma}|^2 d\pi(\gamma) + \frac{1}{N} \left[\frac{d}{dr} \text{Ent}(\mu_r) \right]^2 \right) dr \end{aligned}$$

(iii) the differential transport estimate $\text{DTE}_2(k, N)$: for all $\mu_0, \mu_1 \in \mathcal{P}_2(X)$ with finite entropy and for $\pi \in \mathcal{P}(\text{Geo}(X))$ representing the unique W_2 -geodesic connecting them:

$$-\frac{1}{2} \frac{d^+}{dt} \Big|_{t=0} W_2(P_t^* \mu_0, P_t^* \mu_1)^2 \geq \int_0^1 \int_{\text{Geo}(X)} k(\gamma_r) |\dot{\gamma}|^2 d\pi(\gamma) dr + \frac{1}{N} \left[\text{Ent}(\mu_0) - \text{Ent}(\mu_1) \right]^2$$

(iv) the transport estimate $\text{TE}_2(k, N)$: for all $\mu_0, \mu_1 \in \mathcal{P}_2(X)$ and all $0 \leq s \leq t$:

$$W_{2,k}(\mu_0, \mu_1, t)^2 \leq W_{2,k}(\mu_0, \mu_1, s)^2 - \frac{1}{N} \int_s^t \left| \text{Ent}(P_r^* \mu_0) - \text{Ent}(P_r^* \mu_1) \right|^2 dr$$

(v) the gradient estimate $\text{GE}_2(k, N)$: for all $f \in \mathcal{D}(\mathcal{E})$ and all $t > 0$:

$$\Gamma(P_t f) + \frac{2t}{N} e^{-2K_1 t} (\Delta P_t f)^2 \leq P_t^{2k} \Gamma(f)$$

(vi) the Bochner inequality $\text{BE}_2(k, N)$.

Here and henceforth, $\frac{d^+}{dt} f(t) := \limsup_{h \rightarrow 0} (f(t+h) - f(t))/h$ denotes the upper derivative.

Proof. **(i) \Rightarrow (ii):** Using the equivalent $\text{CD}(k, N)$ formulation from the previous Lemma 3.2(iii) and passing there to the limit $r \rightarrow 0$, one easily sees that (i) implies

$$\begin{aligned} \frac{d^+}{dr} \Big|_{r=0} \text{Ent}(\mu_r) &\leq \text{Ent}(\mu_1) - \text{Ent}(\mu_0) \\ &\quad - \int_0^1 \int (1-r) k(\gamma_r) |\dot{\gamma}|_r^2 d\pi(\gamma) dr + \frac{1}{N} \int_0^1 (1-r) \left[\frac{d}{dr} \text{Ent}(\mu_r) \right]^2 dr. \end{aligned}$$

Thus the claim (ii) is an immediate consequence of the fact that

$$\frac{d^+}{dr} \Big|_{r=0} \text{Ent}(\mu_r) \geq \frac{1}{2} \frac{d^+}{dt} \Big|_{t=0} W_2(P_t^* \mu_0, \mu_1)^2,$$

[AG⁺15], Thm. 6.3.

(ii) \Rightarrow (i). We follow the standard path of argumentation. Given two probability measures μ_0, μ_1 of finite entropy, let $(\mu_r)_{r \in [0,1]}$, represented by π , denote the unique W_2 geodesic connecting them and note that the standing $\text{CD}(K, \infty)$ -assumption implies that the μ_r 's also have finite entropy. Consider the heat flow starting in μ_r with observation point μ_0 as well as with observation point μ_1 . Note that

$$0 \leq \frac{1}{r} \frac{d^+}{dt} \Big|_{t=0} W_2(\mu_0, P_t^* \mu_r)^2 + \frac{1}{1-r} \frac{d^+}{dt} \Big|_{t=0} W_2(P_t^* \mu_r, \mu_1)^2$$

since $W_2(\mu_0, \mu_1)^2 = \frac{1}{r} W_2(\mu_0, \mu_r)^2 + \frac{1}{1-r} W_2(\mu_r, \mu_1)^2$ whereas $W_2(\mu_0, \mu_1)^2 \leq \frac{1}{r} W_2(\mu_0, P_t^* \mu_r)^2 + \frac{1}{1-r} W_2(P_t^* \mu_r, \mu_1)^2$. Applying the $\text{EVI}(k, N)$ with μ_r, μ_0 as well as with μ_r, μ_1 in the place

of μ_0, μ_1 thus yields

$$\begin{aligned}
0 &\leq \frac{1-r}{2} \frac{d^+}{dt} \Big|_{t=0} W_2(\mu_0, P_t^* \mu_r)^2 + \frac{r}{2} \frac{d^+}{dt} \Big|_{t=0} W_2(P_t^* \mu_r, \mu_1)^2 \\
&\leq (1-r) \left[\text{Ent}(\mu_r) - \text{Ent}(\mu_0) \right. \\
&\quad \left. - \int_0^r s \left(\int_{\text{Geo}(X)} k(\gamma_s) |\dot{\gamma}|^2 d\boldsymbol{\pi}(\gamma) + \frac{1}{N} \left[\frac{d}{ds} \text{Ent}(\mu_s) \right]^2 \right) ds \right] \\
&+ r \left[\text{Ent}(\mu_r) - \text{Ent}(\mu_1) \right. \\
&\quad \left. - \int_r^1 (1-s) \left(\int_{\text{Geo}(X)} k(\gamma_s) |\dot{\gamma}|^2 d\boldsymbol{\pi}(\gamma) + \frac{1}{N} \left[\frac{d}{ds} \text{Ent}(\mu_s) \right]^2 \right) ds \right] \\
&= \text{Ent}(\mu_r) - (1-r) \text{Ent}(\mu_0) - r \text{Ent}(\mu_1) \\
&\quad - \int_0^1 g(r, s) \left(\int_{\text{Geo}(X)} k(\gamma_s) |\dot{\gamma}|^2 d\boldsymbol{\pi}(\gamma) + \frac{1}{N} \left[\frac{d}{ds} \text{Ent}(\mu_s) \right]^2 \right) ds.
\end{aligned}$$

This proves the $\text{CD}(k, N)$ -estimate.

(i) \Rightarrow (iii): For $t > 0$ let ϕ_t, ψ_t denote a W_2 -optimal pair of Kantorovich potentials for the transport from $P_t^* \mu_0 = u_t \mathbf{m}$ to $P_t^* \mu_1 = v_t \mathbf{m}$. Then following [AG⁺15], Thm. 6.3 and Thm. 6.5, by Kantorovich duality for a.e. $t > 0$

$$\begin{aligned}
\frac{d^+}{dt} \frac{1}{2} W_2(P_t^* \mu_0, P_t^* \mu_1)^2 &= \lim_{s \rightarrow t} \frac{1}{t-s} \int [\phi_t(u_t - u_s) + \psi_t(v_t - v_s)] dm \\
&= -\mathcal{E}(\phi_t, u_t) - \mathcal{E}(\psi_t, v_t).
\end{aligned}$$

Moreover,

$$-\mathcal{E}(\phi_t, u_t) \leq \frac{d^+}{dr} \text{Ent}(\mu_r^t) \Big|_{r=0}, \quad -\mathcal{E}(\psi_t, v_t) \leq -\frac{d^+}{dr} \text{Ent}(\mu_r^t) \Big|_{r=1}.$$

Thus

$$\frac{d^+}{dt} \frac{1}{2} W_2(P_t^* \mu_0, P_t^* \mu_1)^2 \leq \frac{d^+}{dr} \text{Ent}(\mu_r^t) \Big|_{r=0} - \frac{d^+}{dr} \text{Ent}(\mu_r^t) \Big|_{r=1} \tag{18}$$

where $(\mu_r^t)_{r \in [0,1]}$, represented by $\boldsymbol{\pi}^t$, denotes the W_2 -geodesic connecting $\mu_0^t := P_t^* \mu_0$ and $\mu_1^t := P_t^* \mu_1$. Together with (i) this implies

$$\frac{d^+}{dt} \frac{1}{2} W_2(P_t^* \mu, P_t^* \nu)^2 \leq - \int_0^1 \int_{\text{Geo}(X)} k(\gamma_r) |\dot{\gamma}|^2 d\boldsymbol{\pi}^t(\gamma) dr + \frac{1}{N} \left[\text{Ent}(P_t^* \mu_0) - \text{Ent}(P_t^* \mu_1) \right]^2$$

for a.e. t and thus

$$\begin{aligned}
\frac{1}{s} \left[\frac{1}{2} W_2(P_s^* \mu, P_s^* \nu)^2 - \frac{1}{2} W_2(\mu_0, \mu_1)^2 \right] &\leq -\frac{1}{s} \int_0^s \left(\int_0^1 \int_{\text{Geo}(X)} k(\gamma_r) |\dot{\gamma}|^2 d\boldsymbol{\pi}^t(\gamma) dr \right. \\
&\quad \left. + \frac{1}{N} \left[\text{Ent}(P_t^* \mu_0) - \text{Ent}(P_t^* \mu_1) \right]^2 \right) dt.
\end{aligned}$$

Passing to the limit $s \rightarrow 0$ finally yields the claim (iii) since $\text{Ent}(P_t^* \mu_0)$ as well as $\text{Ent}(P_t^* \mu_1)$ are continuous in t and since $\boldsymbol{\pi}^t$ weakly converges to $\boldsymbol{\pi}$ and k is lower semicontinuous.

(iii)_{loc} \Rightarrow **(i)**. This implication can be proven with the “trapezoidal argument” from [KS18]. Note that thanks to the local-to-global property of the $\text{CD}(k, N)$ -condition, for this implication it suffices that the differential transport inequality holds locally, that is, for each $z \in X$ there exist $\delta > 0$ such that $\text{DTE}(k, N)$ holds true for all μ_0, μ_1 which are supported in $\mathbf{B}_\delta(z)$.

Given μ_0, μ_1 of finite entropy and $\epsilon \in (0, \frac{1}{2})$ as well as $t > 0$, note that

$$W_2(\mu_0, \mu_1)^2 = \frac{1}{\epsilon} W_2(\mu_0, \mu_\epsilon)^2 + \frac{1}{1-2\epsilon} W_2(\mu_\epsilon, \mu_{1-\epsilon})^2 + \frac{1}{\epsilon} W_2(\mu_{1-\epsilon}, \mu_1)^2$$

whereas

$$W_2(\mu_0, \mu_1)^2 \leq \frac{1}{\epsilon} W_2(\mu_0, P_t^* \mu_\epsilon)^2 + \frac{1}{1-2\epsilon} W_2(P_t^* \mu_\epsilon, P_t^* \mu_{1-\epsilon})^2 + \frac{1}{\epsilon} W_2(P_t^* \mu_{1-\epsilon}, \mu_1)^2.$$

Thus

$$0 \leq \frac{1}{\epsilon} \frac{d^+}{dt} W_2(\mu_0, P_t^* \mu_\epsilon)^2 + \frac{1}{1-2\epsilon} \frac{d^+}{dt} W_2(P_t^* \mu_\epsilon, P_t^* \mu_{1-\epsilon})^2 + \frac{1}{\epsilon} \frac{d^+}{dt} W_2(P_t^* \mu_{1-\epsilon}, \mu_1)^2.$$

Estimating the first and third term on the RHS by means of $\text{EVI}(K, \infty)$ (which is true as consequence of our standing a priori assumption) and the second term by means of $\text{DTE}(k, N)$ yields

$$\begin{aligned} 0 &\leq \frac{2}{\epsilon} \left[\text{Ent}(\mu_\epsilon) - \text{Ent}(\mu_0) - K W_2(\mu_0, \mu_\epsilon)^2 \right] \\ &\quad - \frac{2}{1-2\epsilon} \left[(1-2\epsilon)^2 \int_\epsilon^{1-\epsilon} \int_{\text{Geo}(X)} k(\gamma_r) |\dot{\gamma}|_r^2 d\boldsymbol{\pi}(\gamma) dr + \frac{1}{N} \left[\text{Ent}(\mu_\epsilon) - \text{Ent}(\mu_{1-\epsilon}) \right]^2 \right] \\ &\quad + \frac{2}{\epsilon} \left[\text{Ent}(\mu_{1-\epsilon}) - \text{Ent}(\mu_1) - K W_2(\mu_{1-\epsilon}, \mu_1)^2 \right]. \end{aligned}$$

In the limit $\epsilon \rightarrow 0$, this gives the $\text{CD}(k, N)$ -inequality (i).

(iii) \Leftrightarrow **(iv)**. The proof of this equivalence follows the argumentation for proving Theorem 5.6 and Corollary 5.7 in [BHS19].

(v) \Rightarrow **(iii)_{loc}**: This follows similar as in the proof of Theorem 5.16 in [BHS19] from a localization argument.

(v) \Leftrightarrow **(vi)**: The proof follows the standard line of argumentation via differentiating the forward-backward evolution. More precisely, for bounded, nonnegative $\phi \in \mathcal{D}(\mathcal{E})$ and fixed $t > 0$, put $a(s) := \int \phi P_s^{2k} \Gamma(P_{t-s} f) dm$. This function is absolutely continuous in s with

$$a'(s) = \int \phi_s [(\Delta - 2k)\Gamma(f_s) - 2\Gamma(f_s, \Delta f_s)] dm$$

for a.e. $s \in [0, t]$ where we have put $\phi_s := P_s^{2k} \phi$ and $f_s := P_{t-s} f$. Assuming (vi) implies

$$a'(s) \geq \frac{2}{N} \int \phi_s (\Delta f_s)^2 dm$$

and thus

$$\begin{aligned}
\int \phi(P_t^{2k}\Gamma(f) - \Gamma(P_t f)) \, d\mathbf{m} &= a(t) - a(0) \\
&\geq \frac{2}{N} \int_0^t \int \phi P_s^{2k}(\Delta P_{t-s} f)^2 \, d\mathbf{m} \\
&\geq \frac{2}{N} e^{-2K_1 t} \int_0^t \int \phi (P_s \Delta P_{t-s} f)^2 \, d\mathbf{m} \\
&= \frac{2t}{N} e^{-2K_1 t} \int \phi (\Delta P_t f)^2 \, d\mathbf{m}.
\end{aligned}$$

Varying over ϕ , this yields (v). Conversely, assuming (v) yields

$$\begin{aligned}
\frac{2}{N} \int \phi (\Delta f)^2 \, d\mathbf{m} &= \lim_{t \rightarrow 0} \frac{1}{t} \left[\frac{2t}{N} e^{-2K_1 t} \int \phi (\Delta P_t f)^2 \, d\mathbf{m} \right] \\
&\leq \lim_{t \rightarrow 0} \frac{1}{t} \left[\int \phi (P_t^{2k}\Gamma(f) - \Gamma(P_t f)) \, d\mathbf{m} \right] \\
&= \int \phi [(\Delta - 2k)\Gamma(f) - 2\Gamma(f, \Delta f)] \, d\mathbf{m}
\end{aligned}$$

for all bounded nonnegative $\phi \in \mathcal{D}(\mathcal{E})$ and all sufficiently regular f .

(i) \Rightarrow (vi). We will first derive an estimate of the form (4.2) in [EKS15] for $W_2(P_t^* \mu, P_s^* \nu)$. Given measures $\mu, \nu \in \mathcal{P}_2(X)$ of finite entropy and numbers $\lambda, t > 0$ we can estimate similar as in (18)

$$\frac{d^+}{dt} \frac{1}{2} W_2(P_t^* \mu, P_{\lambda t}^* \nu)^2 \leq \frac{d^+}{dr} \text{Ent}(\mu_r^t) \Big|_{r=0} - \lambda \frac{d^+}{dr} \text{Ent}(\mu_r^t) \Big|_{r=1}.$$

From Lemma 3.2 we easily deduce

$$\begin{aligned}
\frac{d^+}{dr} \text{Ent}(\mu_r^t) \Big|_{r=0} - \lambda \frac{d^+}{dr} \text{Ent}(\mu_r^t) \Big|_{r=1} &\leq (\lambda - 1) \cdot \left(\text{Ent}(\mu_0^t) - \text{Ent}(\mu_1^t) \right) \\
&\quad - \int_0^1 [1 - r + \lambda r] \cdot \left(\int_{\text{Geo}(X)} k(\gamma_r) |\dot{\gamma}|^2 \, d\boldsymbol{\pi}_t^\lambda(\gamma) + \frac{1}{N} \left[\frac{d}{dr} \text{Ent}(\mu_r^t) \right]^2 \right) dr
\end{aligned}$$

where $\boldsymbol{\pi}_t^\lambda$ denotes the measure on $\mathcal{P}(\text{Geo}(X))$ representing the geodesic $(\mu_r^t)_{r \in [0,1]}$ from $P_t^* \mu$ to $P_{\lambda t}^* \nu$. Adding up these inequalities and using Young's inequality we obtain

$$\begin{aligned}
\frac{d^+}{dt} \frac{1}{2} W_2(P_t^* \mu, P_{\lambda t}^* \nu)^2 &\leq (\lambda - 1) \cdot \left(\text{Ent}(\mu_0^t) - \text{Ent}(\mu_1^t) \right) \\
&\quad - \int_0^1 [1 - r + \lambda r] \left(\int_{\text{Geo}(X)} k(\gamma_r) |\dot{\gamma}|^2 \, d\boldsymbol{\pi}_t^\lambda(\gamma) + \frac{1}{N} \left[\frac{d}{dr} \text{Ent}(\mu_r^t) \right]^2 \right) dr \\
&\leq - \int_0^1 [1 - r + \lambda r] \int_{\text{Geo}(X)} k(\gamma_r) |\dot{\gamma}|^2 \, d\boldsymbol{\pi}_t^\lambda(\gamma) \, dr \\
&\quad + \frac{N}{4} (\lambda - 1)^2 \cdot \int_0^1 \frac{1}{1 - r + \lambda r} \, dr \\
&= - \int_0^1 [1 - r + \lambda r] \int_{\text{Geo}(X)} k(\gamma_r) |\dot{\gamma}|^2 \, d\boldsymbol{\pi}_t^\lambda(\gamma) \, dr + \frac{N}{4} (\lambda - 1) \log \lambda.
\end{aligned}$$

Introducing the function

$$k_\lambda(x, y) := \liminf_{R \rightarrow 0} \left\{ \int_0^1 [1 - r + \lambda r] k(\gamma_r) dr : \gamma \in \text{Geo}(X), \gamma_0 \in \mathbf{B}_R(x), \gamma_1 \in \mathbf{B}_R(y) \right\}$$

and denoting by q_t^λ the W_2 -optimal coupling of $P_t^* \mu$ and $P_{\lambda t}^* \nu$, the latter estimate can be rephrased as

$$\frac{d^+}{dt} \frac{1}{2} W_2(P_t^* \mu, P_{\lambda t}^* \nu)^2 \leq - \int_{X \times X} k_\lambda(x, y) d^2(x, y) dq_t^\lambda(x, y) + \frac{N}{4} (\lambda - 1) \log \lambda. \quad (19)$$

Slightly extending the scope of [BHS19], we define

$$W_{2,k,\lambda}(\mu, \nu, t) := \inf_{(B^1, B^2)} \mathbb{E} \left[e^{-2 \int_0^t k_\lambda(B_{2s}^1, B_{2\lambda s}^2) ds} \cdot d^2(B_{2t}^1, B_{2\lambda t}^2) \right]^{1/2}$$

where the infimum is taken over all coupled pairs of Brownian motions $(B_s^1)_{0 \leq s \leq 2t}$ and $(B_s^2)_{0 \leq s \leq 2\lambda t}$ with initial distributions μ and ν , resp. Following the proof of Theorem 4.6 in [BHS19], from (19) we conclude

$$\frac{d^+}{dt} \frac{1}{2} W_{2,k,\lambda}(P_t^* \mu, P_{\lambda t}^* \nu)^2 \leq \frac{N}{4} (\lambda - 1) \log \lambda$$

and thus

$$W_{2,k,\lambda}(P_t^* \mu, P_{\lambda t}^* \nu)^2 \leq W_2(\mu, \nu)^2 + \frac{N}{2} (\lambda - 1) \log \lambda \cdot t. \quad (20)$$

To proceed, we now will make use of a subtle localization argument. Recall from [AGS08] or from [BHS19], Lemma 2.1, that we may assume without restriction that k is continuous (even Lipschitz continuous). Given $z \in X$ and $\epsilon > 0$, choose $\delta > 0$ and K_z such that $K_z \leq k \leq K_z + \epsilon$ in $\mathbf{B}_{2\delta}(z)$. Then following the proof of Theorem 4.2 in [Stu18b], we conclude that for each $p < 2$, there exists $T > 0$ such that for all $t, \lambda > 0$ with $t(1 + \lambda) \leq T$ and for all μ, ν with support in $\mathbf{B}_\delta(z)$

$$W_p(P_t^* \mu, P_{\lambda t}^* \nu)^2 \leq e^{-(K_z - \epsilon)(\lambda + 1)t} \cdot W_{2,k,\lambda}(P_t^* \mu, P_{\lambda t}^* \nu)^2. \quad (21)$$

Combining this with the previous estimate (20) yields

$$W_p(P_t^* \mu, P_{\lambda t}^* \nu)^2 \leq e^{-(K_z - \epsilon)(\lambda + 1)t} \cdot \left[W_2(\mu, \nu)^2 + \frac{N}{2} (\lambda - 1) \log \lambda \cdot t \right]. \quad (22)$$

This is very similar to the estimates (4.1) and (4.2) in [EKS15] which are used there as key ingredients for deriving gradient estimates – the main difference being now that $p < 2$ on the LHS of (22). Given a bounded Lipschitz function f on X and putting $G_R f(x) = \sup_{y \in \mathbf{B}_R(x)} \frac{|f(y) - f(x)|}{d(x, y)}$, following the proof of Theorem 4.3 in [EKS15], instead of their estimate (4.7) we now obtain with $\mu = \delta_x, \nu = \delta_y$ and $q > 2$ being the dual exponent for p

$$\begin{aligned} \int |f(x') - f(y')| dq_t^\lambda(x', y') &\leq \int (P_{\lambda t} |G_R f|^q)^{1/q} \cdot W_p(P_t \delta_x, P_{\lambda t} \delta_y) \\ &\quad + 2 \frac{\|f\|_\infty}{R^2} \cdot W_p^2(P_t \delta_x, P_{\lambda t} \delta_y). \end{aligned} \quad (23)$$

Choosing a sequence $(y_n)_{n \in \mathbb{N}}$ such that $y_n \rightarrow x$ and $|\nabla P_t f(x)| = \limsup_n \frac{P_t f(x) - P_t f(y_n)}{d(x, y_n)}$ as in [EKS15], and putting $\lambda_n = 1 + \alpha d(x, y_n)$ leads to

$$\begin{aligned} \alpha \frac{d}{dt} P_t f(x) + |\nabla P_t f|(x) &= \lim_{n \rightarrow \infty} \frac{1}{d(x, y_n)} (P_{\lambda_n t} f(x) - P_t f(y)) \\ &\leq (P_t |G_R f|^q)^{1/q}(x) \cdot e^{-(K_z - \epsilon)t} \cdot \sqrt{1 + \alpha^2 \frac{N}{2t}}. \end{aligned}$$

Optimizing w.r.t. α and passing to the limit $R \rightarrow 0$ then yields

$$\frac{2t}{N} (\Delta P_t f)^2(x) + |\nabla P_t f|^2(x) \leq (P_t |\nabla f|^q)^{2/q}(x) \cdot e^{-2(K_z - \epsilon)t}. \quad (24)$$

Integrating this estimate w.r.t. $\phi(x) d\mathbf{m}(x)$ with a bounded nonnegative $\phi \in \text{Lip}(X)$ supported in $\mathbf{B}_\delta(z)$ and then differentiating it at $t = 0$ yields the following perturbed, local form of the Bochner inequality

$$\begin{aligned} - \int \frac{1}{2} \Gamma(\phi, \Gamma(f)) + \phi \Gamma(f, \Delta f) d\mathbf{m} &\geq (K_z - \epsilon) \int \phi \Gamma(f) d\mathbf{m} + \frac{1}{N} \int \phi (\Delta f)^2 d\mathbf{m} \\ &\quad - (q - 2) \int \phi \Gamma(\Gamma(f)^{1/2}) d\mathbf{m} \\ &\geq \int (k - 2\epsilon) \phi \Gamma(f) d\mathbf{m} + \frac{1}{N} \int \phi (\Delta f)^2 d\mathbf{m} \\ &\quad - (q - 2) \int \phi \Gamma(\Gamma(f)^{1/2}) d\mathbf{m} \end{aligned}$$

provided $f \in \mathcal{D}(\Delta) \cap \text{Lip}(X)$ with $\Delta f \in \mathcal{D}(\mathcal{E})$. Covering the whole space by balls $\mathbf{B}_{\delta/2}(z)$ of the above type, we can find a partition of unity consisting of functions ϕ of the above type which allows us to deduce the perturbed Bochner inequality on all of X , cf. the analogous argumentation formulated as Theorem 3.10 in [BHS19]. Since $\epsilon > 0$ and $q > 2$ were arbitrary we finally obtain the Bochner inequality in the following form:

$$- \int \frac{1}{2} \Gamma(\phi, \Gamma(f)) + \phi \Gamma(f, \Delta f) d\mathbf{m} \geq \int k \phi \Gamma(f) d\mathbf{m} + \frac{1}{N} \int \phi (\Delta f)^2 d\mathbf{m}$$

for all $f \in \mathcal{D}(\Delta) \cap \text{Lip}(X)$ with $\Delta f \in \mathcal{D}(\mathcal{E})$ and all bounded nonnegative $\phi \in \text{Lip}(X)$. Following the argumentation in the proof of Lemma 2.19, one verifies the equivalence to the Bochner inequality $\text{BE}_2(k, N)$ in its standard form. This proves the claim. \square

4 Time-Change and Localization

This section is devoted to prove the transformation formula for the curvature-dimension condition under time-change. In contrast to our previous work with Han [HS19], we now also will consider weight functions e^ψ where ψ is no longer in $\mathcal{D}_{\text{loc}}(\Delta)$ but merely in $\text{Lip}_b(X)$. This will result in $W^{-1, \infty}$ -valued Ricci bounds involving the distributional Laplacian $\underline{\Delta}\psi$.

Moreover, we deal with weight functions $\frac{1}{\phi} = e^\psi$ where the local Lipschitz function ϕ may degenerate in the sense that $\phi = 0$ is admitted. Choosing ϕ to be an appropriate cut-off function, this allows us to “localize” the RCD-condition: we can restrict a given RCD-space (X, d, \mathbf{m}) to any subset $X' := \{\phi > 0\} \subset X$.

4.1 Curvature-Dimension Condition under Time-Change

Assume that a metric measure space $(X, \mathbf{d}, \mathbf{m})$ is given which satisfies $\text{RCD}(k, N)$ for some lower bounded Borel function k on X and some finite number $N \in [1, \infty)$. Given $\psi \in \text{Lip}_{\text{loc}}(X) \cap \mathcal{D}_{\text{loc}}(\Delta)$, we define a new metric and a new measure on X by $\mathbf{d}' := e^\psi \odot \mathbf{d}$ and $\mathbf{m}' := e^{2\psi} \mathbf{m}$, resp. Recall that

$$(e^\psi \odot \mathbf{d})(x, y) := \inf \left\{ \int_0^1 e^{\psi(\gamma_s)} |\dot{\gamma}_s| ds : \gamma \in \mathcal{AC}(X), \gamma_0 = x, \gamma_1 = y \right\}.$$

Remark 4.1. *Since both metric and measure are transformed in a coordinated manner, the Cheeger energy on the new mm-space $(X, \mathbf{d}', \mathbf{m}')$ coincides with the Cheeger energy on the old space:*

$$\mathcal{E}'(f) = \int |D'f|^2 d\mathbf{m}' = \int |Df|^2 d\mathbf{m} = \mathcal{E}(f).$$

The point is that this energy now is regarded as a quadratic form on $L^2(X, \mathbf{m}')$. The new Laplacian thus is given by $\Delta' f = e^{-2\psi} \Delta f$.

Brownian motion $(\mathbb{P}'_x, B'_t)_{x \in X, t \geq 0}$ on the new mm-space $(X, \mathbf{d}', \mathbf{m}')$ is obtained by “time change” from the Brownian motion $(\mathbb{P}_x, B_t)_{x \in X, t \geq 0}$ on $(X, \mathbf{d}, \mathbf{m})$:

$$\mathbb{P}'_x = \mathbb{P}_x, \quad B'_t = B_{\tau(t)}, \quad \zeta' = \sigma(\zeta)$$

and vice versa $B_t = B'_{\sigma(t)}, \zeta = \tau(\zeta')$ with

$$\sigma(t) := \int_0^t e^{2\psi(B_s)} ds, \quad \tau(t) := \int_0^t e^{-2\psi(B'_s)} ds$$

such that $\tau(\sigma(t)) = \sigma(\tau(t)) = t$.

Note that in the case of bounded ψ , the new Brownian motion (\mathbb{P}'_x, B'_t) has infinite lifetime ζ' if and only if (\mathbb{P}_x, B_t) has infinite lifetime ζ .

Theorem 4.2 ([HS19]). **i)** *For any number $N' \in (N, \infty]$, the “time-changed” metric measure space $(X, \mathbf{d}', \mathbf{m}')$ satisfies $\text{BE}_2(k', N')$ with*

$$k' := e^{-2\psi} \left[k - \Delta\psi - \frac{(N-2)(N'-2)}{N'-N} \Gamma(\psi) \right]. \quad (25)$$

ii) *Assume that k is lower semicontinuous, Then $(X, \mathbf{d}', \mathbf{m}')$ satisfies $\text{RCD}(k', N')$ for any lower bounded, lower semicontinuous function k' on X and any number $N' \in (N, \infty]$ such that*

$$k' \leq e^{-2\psi} \left[k - \Delta\psi - \frac{(N-2)(N'-2)}{N'-N} \Gamma(\psi) \right] \quad \mathbf{m}'\text{-a.e. on } X'.$$

Remark 4.3. i) *Let us re-formulate the previous Theorem in terms of $\phi := e^{-\psi}$. That is, assume that $\phi \in \text{Lip}_{\text{loc}}(X) \cap \mathcal{D}_{\text{loc}}(\Delta)$ is given with $\phi > 0$ on X and define a metric and a measure on X by $\mathbf{d}' := \frac{1}{\phi} \odot \mathbf{d}$ and $\mathbf{m}' := \frac{1}{\phi^2} \mathbf{m}$, resp. Observe that for $\psi := -\log \phi$,*

$$\phi \in \text{Lip}_{\text{loc}}(X) \cap \mathcal{D}_{\text{loc}}(\Delta), \quad \phi > 0 \quad \iff \quad \psi \in \text{Lip}_{\text{loc}}(X) \cap \mathcal{D}_{\text{loc}}(\Delta)$$

with $\Delta(\phi^2) = e^{-2\psi}(4\Gamma(\psi) - 2\Delta\psi)$. Thus the metric measure space $(X, \mathbf{d}', \mathbf{m}')$ satisfies $\text{RCD}(k', N')$ for any lower bounded, lower semicontinuous functions k' on X and any number $N' \in (N, \infty]$ such that

$$k' \leq k\phi^2 + \frac{1}{2}\Delta\phi^2 - \left[2 + \frac{(N-2)(N'-2)}{N'-N}\right] \Gamma(\phi) \quad \mathbf{m}'\text{-a.e. on } X'. \quad (26)$$

ii) Another remarkable way of re-formulating the previous result is in terms of

$$\rho := \phi^{-(N^*-2)} = e^{(N^*-2)\psi}$$

with $N^* := 2 + \frac{(N-2)(N'-2)}{N'-N}$ provided $N^* > 2$. Then estimate (26) can be re-written as

$$k' \leq \rho^{-\frac{2}{N^*-2}} \left[k - \frac{1}{N^*-2} \rho^{-1} \Delta\rho \right] \quad \mathbf{m}'\text{-a.e. on } X'. \quad (27)$$

Recall that in the case $N^* = 2$, estimate (27) states

$$k' \leq e^{-2\psi} [k - \Delta\psi] \quad \mathbf{m}'\text{-a.e. on } X'.$$

4.2 Localization

We are now going to relax the positivity assumption on ϕ , admitting ϕ also to vanish on subsets of X .

Theorem 4.4. (i) Given $\phi \in \text{Lip}_{\text{loc}}(X)$ such that the set $\{\phi > 0\}$ is connected. Define a metric measure space $(X', \mathbf{d}', \mathbf{m}')$ by

$$X' := \{\phi > 0\}, \quad \mathbf{d}' = \frac{1}{\phi} \odot \mathbf{d}, \quad \mathbf{m}' := \frac{1}{\phi^2} \mathbf{m}|_{X'}.$$

Then \mathbf{d}' is a complete separable metric on X' and \mathbf{m}' is a locally finite Borel measure on (X', \mathbf{d}') . The metric measure space $(X', \mathbf{d}', \mathbf{m}')$ is infinitesimally Hilbertian.

The sets $\text{Lip}_{\text{loc}}(X', \mathbf{d})$ and $\text{Lip}_{\text{loc}}(X', \mathbf{d}')$ coincide. For $f \in W_{\text{loc}}^{1,2}(X', \mathbf{d}, \mathbf{m}) = W_{\text{loc}}^{1,2}(X', \mathbf{d}', \mathbf{m}')$, the minimal weak upper gradients $|Df|$ and $|D'f|$ w.r.t. the mm-spaces $(X, \mathbf{d}, \mathbf{m})$ and $(X', \mathbf{d}', \mathbf{m}')$, resp., coincide.

(ii) Assume in addition that $\phi \in \text{Lip}_{\text{loc}}(X) \cap \mathcal{D}_{\text{loc}}(\Delta)$. Then the metric measure space $(X', \mathbf{d}', \mathbf{m}')$ satisfies $\text{RCD}(k', N')$ for any number $N' \in (N, \infty]$ and any lower semicontinuous function k' on X' with

$$k' \leq k\phi^2 + \frac{1}{2}\Delta\phi^2 - N^*\Gamma(\phi) \quad \mathbf{m}'\text{-a.e. on } X'$$

where $N^* := 2 + \frac{(N-2)(N'-2)}{N'-N}$.

Proof. (i) The crucial point is the completeness of the metric \mathbf{d}' . Since the metrics \mathbf{d}' and \mathbf{d} are obviously locally equivalent on X' , this will follow from the fact that

$$\lim_{y \rightarrow \partial X'} \mathbf{d}'(x, y) = \infty \quad (\forall x \in X').$$

To see the latter, let points $x \in X'$ and $z \in \partial X'$ be given and let $(\gamma_t)_{t \in [0,1]}$ be any absolutely continuous curve in (X, \mathbf{d}) with $\gamma_0 = x$ and $\gamma_1 = z$. Without restriction, we may assume that γ has constant speed. Let $L = \text{Lip}\phi$. Then

$$\int_0^t \frac{1}{\phi(\gamma_s)} |\dot{\gamma}_s| ds \geq \frac{1}{L} \int_0^t \frac{1}{1-s} ds \rightarrow \infty$$

as $t \rightarrow 1$.

(ii) It is easy to check that the $\text{RCD}(k', N')$ condition has the local-to-global property, see [Stu15] for the proof in the case $N' = \infty$. Therefore, it suffices to prove that X' is covered by open sets B such that the Boltzmann entropy is (k', N') -convex along W'_2 -geodesics with endpoints supported in \bar{B} . We are going to verify this for $B := \mathbf{B}'_r(z) := \{y \in X' : \mathbf{d}'(y, z) < r\}$ with

$$\mathbf{B}_r(\mathbf{B}'_{2r}(z)) := \{x \in X : \mathbf{d}(x, \mathbf{B}'_{2r}(z)) < r\} \subset X'.$$

Given such a ball $B = \mathbf{B}'_r(z)$, we choose $\phi_B \in \text{Lip}_{\text{loc}}(X) \cap \mathcal{D}_{\text{loc}}(\Delta)$ with $\phi_B = \phi$ in $\mathbf{B}'_{2r}(z)$, $\phi_B = 1$ in $X \setminus \mathbf{B}_r(\mathbf{B}'_{2r}(z))$, and $\phi_B > 0$ in X . See the subsequent Lemma 4.5 for the construction of such ϕ_B 's. According to the previous Theorem 4.2, the mm-space $(X, \frac{1}{\phi_B} \odot \mathbf{d}, \frac{1}{\phi_B^2} \mathbf{m})$ satisfies $\text{RCD}(k', N')$ with N' and k' as claimed. Thus the Boltzmann entropy is (k', N') -convex along 2-Kantorovich-Wasserstein geodesics $(\mu_t)_{t \in [0,1]}$ w.r.t. the metric $\frac{1}{\phi_B} \odot \mathbf{d}$. If the endpoint measures μ_0 and μ_1 are supported in $\bar{\mathbf{B}}'_r(z)$, however, these are exactly the 2-Kantorovich-Wasserstein geodesics w.r.t. the metric $\frac{1}{\phi} \odot \mathbf{d}$. This proves the claim. \square

For the reader's convenience, we quote an important result concerning cut-off functions from [AMS16], Lemma 6.7.

Lemma 4.5. *Given a locally compact $\text{RCD}(K, \infty)$ -space $(X, \mathbf{d}, \mathbf{m})$ and open subsets $D_0, D_1 \subset X$ with $\bar{D}_0 \subset D_1$, there exist $\phi \in \text{Lip}_b(X) \cap \mathcal{D}(\Delta)$ with $\Delta\phi \in L^\infty(X)$ and $\phi = 1$ in D_0 , $\phi = 0$ in $X \setminus D_1$, and $\phi \geq 0$ in X .*

Corollary 4.6. *Assume that a metric measure space $(X, \mathbf{d}, \mathbf{m})$ is given which satisfies $\text{RCD}(K, N)$ for some finite numbers $K, N \in \mathbb{R}$.*

Then for any open subsets $D_0, D_1 \subset X$ with $\bar{D}_0 \subset D_1$, there exists a metric measure space $(X', \mathbf{d}', \mathbf{m}')$ satisfying $\text{RCD}(K', N')$ for some finite numbers $K', N' \in \mathbb{R}$ such that

$$\bar{D}_0 \subset X' \subset D_1, \quad \mathbf{d}' = \mathbf{d} \text{ locally on } D_0, \quad \mathbf{m}' = \mathbf{m} \text{ on } D_0.$$

Proof. Previous Theorem, part (ii), plus existence of cut-off functions with bounded Laplacian according to previous Lemma. \square

4.3 Singular Time Change

In the previous paragraph we dealt with an extension of Theorem 4.2 where $\psi = -\log \phi$ is allowed to degenerate in the sense that it attains the value ∞ on closed subsets of arbitrary size. Now we will deal with the extension towards ψ which are no longer in $\mathcal{D}_{\text{loc}}(\Delta)$ but merely in $\text{Lip}_b(X)$.

Assume that a metric measure space $(X, \mathbf{d}, \mathbf{m})$ is given which satisfies $\text{BE}_2(k, N)$ for some lower bounded function k on X and some finite number $N \in [1, \infty)$.

Theorem 4.7. *Given $\psi \in \text{Lip}_b(X)$, the “time-changed” metric measure space $(X, \mathbf{d}', \mathbf{m}')$ with $\mathbf{d}' := e^\psi \odot \mathbf{d}$ and $\mathbf{m}' := e^{2\psi} \mathbf{m}$ satisfies $\text{BE}_1(\kappa, \infty)$ for*

$$\kappa := [k - (N - 2)\Gamma(\psi)] \mathbf{m} - \underline{\Delta}\psi. \quad (28)$$

Proof. **i)** Without restriction, assume that k is bounded. Choose $K \in \mathbb{R}_+$ with $k \geq -K$ on X . Given $\psi \in \text{Lip}_b(X) \cap \mathcal{D}(\mathcal{E})$, we will approximate it by $\psi_n := P_{1/n}\psi$. Thanks to the $\text{BE}_2(-K, N)$ assumption, the heat semigroup preserves the class of Lipschitz functions and of course it always maps L^2 into $\mathcal{D}(\Delta)$. Thus $\psi_n \in \mathcal{D}(\Delta)$ with $\sup_n \text{Lip} \psi_n < \infty$ and with $\psi_n \rightarrow \psi_\infty := \psi$ in $\mathcal{D}(\mathcal{E})$ and in L^∞ . To see the latter, observe that by Ito’s formula,

$$1 + \frac{K}{2N} \left(\mathbb{E}_x \mathbf{d}(B_t, x) \right)^2 \leq \mathbb{E}_x \cosh \left(\sqrt{\frac{K}{N}} \mathbf{d}(B_t, x) \right) \leq e^{Kt/e}$$

since $\Delta \cosh(\sqrt{K/N} \mathbf{d}(\cdot, x)) \leq K \cdot \cosh(\sqrt{K/N} \mathbf{d}(\cdot, x))$ by Laplace comparison. Thus

$$|P_t \psi(x) - \psi(x)| \leq \text{Lip} \psi \cdot \mathbb{E}_x \mathbf{d}(B_{2t}, x) \leq \text{Lip} \psi \cdot \sqrt{\frac{2N}{K} (e^{Kt} - 1)}.$$

ii) For $n \in \mathbb{N} \cup \{\infty\}$, consider the mm-space $(X, \mathbf{d}_n, \mathbf{m}_n)$ with $\mathbf{d}_n := e^{\psi_n} \odot \mathbf{d}$ and $\mathbf{m}_n := e^{2\psi_n} \mathbf{m}$. Let $(P_t^n)_{t \geq 0}$ and $(\mathbb{P}_x, B_t^n)_{x \in X, t \geq 0}$ denote the heat semigroup and the Brownian motion, resp., associated with it. Note that $B_t^n = B_{\tau_n(t)}$ with $\tau_n(t)$ being the inverse to

$$\sigma_n(t) := \int_0^t e^{2\psi_n}(B_s) ds.$$

Also note that due to the $\text{BE}_1(-K, \infty)$ -property, the lifetime of the original Brownian motion is infinite and thus also the lifetime of any of the time-changed Brownian motions. Moreover, as $n \rightarrow \infty$, obviously $\tau_n(t) \rightarrow \tau(t)$ (even uniformly in ω), thus $B_t^n \rightarrow B_t^\infty$ a.s. and

$$P_t^n f(x) = \mathbb{E}_x [f(B_{2t}^n)] \rightarrow \mathbb{E}_x [f(B_{2t}^\infty)] = P_t^\infty f(x) \quad (29)$$

for every bounded continuous function f on X and every $x \in X$.

iii) According to Theorem 4.2, for finite n , the the mm-space $(X, \mathbf{d}_n, \mathbf{m}_n)$ satisfies the $\text{BE}_1(k_n, \infty)$ -condition with

$$k_n = e^{2\psi_n} \left[k - (N - 2) |\nabla \psi_n|^2 - \Delta \psi_n \right]. \quad (30)$$

In particular, the associated heat semigroup $(P_t^n)_{t \geq 0}$ satisfies

$$|\nabla_n P_t^n f| \leq P_t^{k_n} (|\nabla_n f|) \quad (31)$$

with the Feynman-Kac semigroup $P_t^{k_n}$ given in terms of the Brownian motion on $(X, \mathbf{d}_n, \mathbf{m}_n)$ by

$$P_t^{k_n} g(x) = \mathbb{E}_x \left[e^{-\int_0^t k_n(B_{2s}^n) ds} g(B_{2t}^n) \right].$$

As already observed before, this can be reformulated as

$$P_{t/2}^{k_n} g(x) = \mathbb{E}_x \left[e^{-\frac{1}{2} \int_0^t k_n(B_{\tau_n(s)}) ds} g(B_{\tau_n(t)}) \right]$$

in terms of the Brownian motion on $(X, \mathbf{d}, \mathbf{m})$. Moreover,

$$\begin{aligned} \frac{1}{2} \int_0^t k_n(B_{\tau_n(s)}) ds &= \frac{1}{2} \int_0^{\tau_n(t)} [k - (N-2)|\nabla\psi_n|^2 - \Delta\psi_n](B_s) ds \\ &= A_n(\tau_n(t)) - N_n(\tau_n(t)) \end{aligned}$$

with $A_n(t) := \frac{1}{2} \int_0^t [k - (N-2)|\nabla\psi_n|^2](B_s) ds$ and

$$N_n(t) := \frac{1}{2} \int_0^t \Delta\psi_n(B_s) ds = \psi_n(B_t) - \psi_n(B_0) - M_n(t),$$

the additive functional of vanishing quadratic variation in the Fukushima-Ito decomposition of $\psi_n(B_t)$ whereas M_n denotes the martingale additive functional.

iv) Since $\psi_n \rightarrow \psi$ in $\mathcal{D}(\mathcal{E})$ as $n \rightarrow \infty$, obviously

$$A_n(t) \rightarrow A(t) := \frac{1}{2} \int_0^t [k - (N-2)|\nabla\psi|^2](B_s) ds$$

\mathbb{P}_x -a.s. for \mathbf{m} -a.e. x . Moreover, A_n is Lipschitz continuous in t , uniformly in n , and $\tau_n(t) \rightarrow \tau_\infty(t)$ (uniformly in ω). Thus \mathbb{P}_x -a.s. for \mathbf{m} -a.e. x

$$A_n(\tau_n(t)) \rightarrow A_\infty(\tau_\infty(t))$$

as $n \rightarrow \infty$.

To deal with the convergence of $N_n(\tau_n(t))$, let N_∞ and M_∞ denote the additive functional of vanishing quadratic variation and the martingale additive functional, resp., in the Ito decomposition

$$\psi(B_t) = \psi(B_0) + M_\infty(t) + N_\infty(t),$$

see (9). As $n \rightarrow \infty$, of course, $\psi_n(B_0) \rightarrow \psi(B_0)$ (uniformly in ω) and

$$\psi_n(B_{\tau_n(t)}) = \psi_n(B_t^n) \rightarrow \psi(B_t)$$

\mathbb{P}_x -a.s. for every x .

Furthermore,

$$\begin{aligned} & \mathbb{E}_{\mathbf{m}} \left| M_n(\tau_n(t)) - M_\infty(\tau_\infty(t)) \right|^2 \\ & \leq 2\mathbb{E}_{\mathbf{m}} \left| M_n(\tau_n(t)) - M_\infty(\tau_n(t)) \right|^2 + 2\mathbb{E}_{\mathbf{m}} \left| M_\infty(\tau_n(t)) - M_\infty(\tau_\infty(t)) \right|^2 \\ & = 2\mathbb{E}_{\mathbf{m}} \int_0^{\tau_\infty(t)} |\nabla(\psi_n - \psi)|^2(B_s) ds + 2\mathbb{E}_{\mathbf{m}} \int_{\tau_n(t) \wedge \tau_\infty(t)}^{\tau_n(t) \vee \tau_\infty(t)} |\nabla\psi|^2(B_s) ds \\ & = C t \cdot \mathcal{E}(\psi_n - \psi) + C t \cdot \mathcal{E}(\psi) \cdot \|\psi_n - \psi\|_\infty \\ & \rightarrow 0 \end{aligned}$$

as $n \rightarrow \infty$ and thus $M_n(\tau_n(t)) \rightarrow M_\infty(\tau_\infty(t))$ \mathbb{P}_x -a.s. for \mathbf{m} -a.e. x .

v) Define the taming semigroup $(P_t^\kappa)_{t \geq 0}$ by

$$P_t^\kappa g(x) = \mathbb{E}_x \left[e^{-A_\infty(\tau_\infty(2t) + N_\infty(\tau_\infty(2t)))} g(B_{\tau_\infty(2t)}) \right] \quad (32)$$

with A_∞ and N_∞ as introduced above. Then for every bounded, quasi continuous function g on X

$$P_t^{k_n} g(x) \rightarrow P_t^\kappa g(x)$$

as $n \rightarrow \infty$ for \mathbf{m} -a.e. $x \in X$. (Note that quasi continuity of g implies that $t \mapsto g(B_t)$ is continuous \mathbb{P}_x -a.s. for \mathbf{m} -a.e. $x \in X$.) Moreover, recall from Proposition 2.11 (iii) and estimate (55) that

$$|P_t^{k_n} g(x)| \leq e^{C_0 + C_1 t} \|g\|_\infty$$

uniformly in n for \mathbf{m} -a.e. $x \in X$ with constants C_0, C_1 depending only on ψ , on $\sup_n \text{osc}(\psi_n)$, and on $\sup_n \text{Lip} \psi_n$. For any test plan Π on X , therefore

$$\int \int_0^1 P_t^{k_n} g(\gamma_s) |\dot{\gamma}_s| ds d\Pi(\gamma) \rightarrow \int \int_0^1 P_t^\kappa g(\gamma_s) |\dot{\gamma}_s| ds d\Pi(\gamma). \quad (33)$$

vi) Now assume that $f \in \mathcal{D}(\Delta) \cap \text{Lip}(X)$. Since the mm-space $(X, \mathbf{d}, \mathbf{m})$ satisfies an RCD-condition, it implies $|\nabla f| \in \mathcal{D}(\mathcal{E}) \cap L^\infty(X)$. By quasi-regularity of the Dirichlet form $(\mathcal{E}, \mathcal{D}(\mathcal{E}))$, therefore $|\nabla f|$ admits a quasi continuous version. Thus applying (31), (29), and (33) to a quasi continuous version g of $|\nabla f|$ yields

$$\begin{aligned} \int |P_t^\infty f(\gamma_1) - P_t^\infty f(\gamma_0)| d\Pi(\gamma) &\leftarrow \int |P_t^n f(\gamma_1) - P_t^n f(\gamma_0)| d\Pi(\gamma) \\ &\leq \int \int_0^1 P_t^{k_n} |\nabla_n f|(\gamma_s) |\dot{\gamma}_s| ds d\Pi(\gamma) \\ &\leq e^{2\|\psi - \psi_n\|_\infty} \cdot \int \int_0^1 P_t^{k_n} |\nabla_\infty f|(\gamma_s) |\dot{\gamma}_s| ds d\Pi(\gamma) \\ &\rightarrow \int \int_0^1 P_t^\kappa |\nabla_\infty f|(\gamma_s) |\dot{\gamma}_s| ds d\Pi(\gamma) \end{aligned}$$

for any test plan Π on X . Therefore, $P_t^k |\nabla_\infty f|$ is a weak upper gradient for $P_t^\infty f$. Hence, in particular,

$$|\nabla_\infty P_t^\infty f| \leq P_t^\kappa |\nabla_\infty f|.$$

By density of $\mathcal{D}(\Delta) \cap \text{Lip}(X)$ in $\mathcal{D}(\mathcal{E})$, this L^1 -gradient estimate extends to all $f \in \mathcal{D}(\mathcal{E})$. According to Theorem 2.17, the latter indeed is equivalent to the L^1 -Bochner inequality $\text{BE}_1(\kappa, \infty)$ with

$$\kappa := [k - (N - 2)|\nabla \psi|^2] \mathbf{m} - \underline{\Delta} \psi. \quad (34)$$

This proves the claim in the case $\psi \in \text{Lip}_b(X) \cap \mathcal{D}(E)$.

vii) In the general case of $\psi \in \text{Lip}_b(X)$, let us choose a sequence of $\psi_j \in \text{Lip}_b(X) \cap \mathcal{D}(E)$, $j \in \mathbb{N}$, with $\|\psi_j\|_\infty \leq \|\psi\|_\infty$, $\text{Lip} \psi_j \leq \text{Lip} \psi$ and $\psi_j \equiv \psi$ on $\mathbf{B}_j(z)$ for some fixed $z \in X$. For $j \in \mathbb{N}$, let $(P_t^{\psi_j})_{t \geq 0}$ denote the heat semigroup on the mm-space

$(X, e^{\psi_j} \odot, e^{2\psi_j} \mathbf{m})$ and let $(P_t^{\kappa_j})_{t \geq 0}$ denote the associated taming semigroup defined as in (32) with ψ now replaced by ψ_j . Then obviously

$$|P_t^\psi f - P_t^{\psi_j} f|(x) \leq \|f\|_\infty \cdot \mathbb{P}_x(B_s \notin B_j(z) \text{ for some } s \leq t e^{2\|\psi\|_\infty}) \rightarrow 0$$

as $j \rightarrow \infty$ as well as

$$|P_t^\kappa g - P_t^{\kappa_j} g|(x) \leq \|g\|_\infty \cdot e^{C_0 + C_1 t} \cdot \mathbb{P}_x(B_s \notin B_j(z) \text{ for some } s \leq t e^{2\|\psi\|_\infty}) \rightarrow 0.$$

Thus for any $f \in \mathcal{D}(\Delta \cap \text{Lip}(X))$ and any test plan Π on X , as $j \rightarrow \infty$,

$$\begin{aligned} \int |P_t^\psi f(\gamma_1) - P_t^\psi f(\gamma_0)| d\Pi(\gamma) &\leftarrow \int |P_t^{\psi_j} f(\gamma_1) - P_t^{\psi_j} f(\gamma_0)| d\Pi(\gamma) \\ &\leq \int \int_0^1 P_t^{\kappa_j} |\nabla_j f|(\gamma_s) |\dot{\gamma}_s| ds d\Pi(\gamma) \\ &\rightarrow \int \int_0^1 P_t^\kappa |\nabla_\infty f|(\gamma_s) |\dot{\gamma}_s| ds d\Pi(\gamma). \end{aligned}$$

Arguing as in the previous part vi), this proves that the mm-space $(X, e^\psi \odot, e^{2\psi} \mathbf{m})$ satisfies $\text{BE}_1(\kappa, \infty)$ with $\kappa = [k - (N - 2)|\nabla\psi|^2] \mathbf{m} - \underline{\Delta}\psi$. \square

Corollary 4.8. *For $\psi \in \text{Lip}_b(X)$, the heat flow $(P_t)_{t \geq 0}$ on the metric measure space (X, d', \mathbf{m}') with $d' := e^\psi \odot d$ and $\mathbf{m}' := e^{2\psi} \mathbf{m}$ satisfies*

$$|\nabla' P_{t/2}' f|(x) \leq \mathbb{E}_x \left[e^{-A_t} \cdot |\nabla' f|(B_t') \right] \quad (35)$$

with

$$A_t := \frac{1}{2} \int_0^t [k - (N - 2)\Gamma(\psi)](B_s') ds + M_t'^\psi + \psi(B_0') - \psi(B_t')$$

where $(M_t'^\psi)_{t \geq 0}$ denotes the martingale additive functional in the Fukushima decompositions of $(\psi(B_t'))_{t \geq 0}$.

Equivalently, this can be re-formulated as

$$|\nabla P_{t/2}' f|(x) \leq \mathbb{E}_x \left[e^{-A_t} \cdot |\nabla f|(B_t') \right], \quad (36)$$

now with ∇ in the place of ∇' and with A' replaced by

$$A_t := \frac{1}{2} \int_0^t [k - (N - 2)\Gamma(\psi)](B_s') ds + M_t'^\psi.$$

Example 4.9. *Let $(X, d, \mathbf{m}) = (\mathbb{R}^2, d_{\text{Euc}}, \mathbf{m}_{\text{Leb}})$ be the standard 2-dimensional mm-space. Define functions ψ_j , $j \in \mathbb{N}$, and $\psi : \mathbb{R}^2 \rightarrow \mathbb{R}$ by*

$$\psi_j(x_1, x_2) = \Phi_j(x_1) \cdot \eta(x_2), \quad \psi(x_1, x_2) = \Phi(x_1) \cdot \eta(x_2)$$

with Φ, Φ_j as defined in (4) for some $\varphi \in \mathcal{C}^2(\mathbb{R})$ and with $\eta \in \mathcal{C}^2(\mathbb{R})$ given by $\eta(t) := (t^2 - 1)^3 t$ for $t \in [-1, 1]$ and $\eta(t) := 0$ else. For each $j \in \mathbb{N}$, the time-changed mm-space $(\mathbb{R}^2, d_j, \mathbf{m}_j)$ with $d_j := e^{\psi_j} \odot d_{\text{Euc}}$, $\mathbf{m}_j := e^{2\psi_j} \mathbf{m}_{\text{Leb}}$ corresponds to the Riemannian manifold

$(\mathbb{R}, \mathbf{g}_j)$ with metric tensor given by $\mathbf{g}_j := e^{2\psi_j} \mathbf{g}_{\text{Euc}}$. Its Ricci tensor is bounded from below by

$$k_j = -e^{-2\psi_j} \Delta \psi_j$$

cf. previous Theorem. cf. Propostion 4.2. (Note that the measure-valued Ricci bound is given by $k_j \mathbf{m}_j = -\underline{\Delta} \psi_j$.) In the limit $j \rightarrow \infty$, we will end up with a mm-space $(\mathbb{R}^2, \mathbf{d}_\infty, \mathbf{m}_\infty)$ with distributional Ricci bound given by

$$\kappa = -\underline{\Delta} \psi.$$

5 Gradient Flows and Convexification

This section is devoted to extensions of the results from [Stu18a] on existence of gradient flows and from [LS18] on convexification of semi-convex subsets towards functions with variable lower bound for the convexity ([Stu18a]) or domains with variable lower bound for the curvature of the boundary ([LS18]), resp. Of particular importance is the fact that these lower bounds may change sign. Even the case of constant positive lower bounds leads to new insights not covered by previous results.

5.1 Gradient Flows for Locally Semiconvex Functions

The goal of this subsection is to extend the existence result and the contraction estimate for gradient flows for semiconvex functions from [Stu18a] to the setting of locally semi-convex functions. The contraction estimate for the flow will be in terms of the variable lower bound for the local semiconvexity of the potential.

Let $(X, \mathbf{d}, \mathbf{m})$ be a locally compact metric measure space satisfying an $\text{RCD}(K, \infty)$ -condition (cf. Definition 3.1) for some $K \in \mathbb{R}$. Assume moreover, that we are given a continuous potential $V : X \rightarrow \mathbb{R}$ which is weakly ℓ -convex for some continuous, lower bounded function $\ell : X \rightarrow \mathbb{R}$ in the following sense: for all $x, y \in X$ there exists a geodesic $(\gamma_r)_{r \in [0,1]}$ connecting them such that for all $r \in [0, 1]$

$$V(\gamma_r) \leq (1-r)V(\gamma_0) + rV(\gamma_1) - \int_0^1 \ell(\gamma_s) g(r, s) ds \cdot \mathbf{d}^2(\gamma_0, \gamma_1) \quad (37)$$

where $g(r, s) := \min\{(1-s)r, (1-r)s\}$ denotes the Green function on $[0, 1]$.

We say that a curve $(x_t)_{t \in [0, \infty)}$ in X is an EVI_ℓ -gradient flow for V (where EVI stands for “evolution-variational inequality”) if the curve is locally absolutely continuous in $t \in (0, \infty)$ and if for every $t > 0$, every $y \in X$, and every geodesic $(\gamma_r)_{r \in [0,1]}$ connecting x_t and y ,

$$-\frac{1}{2} \frac{d^+}{dt} \mathbf{d}^2(x_t, y) \geq V(x_t) - V(y) + \int_0^1 (1-r) \ell(\gamma_r) dr \cdot \mathbf{d}^2(x_t, y). \quad (38)$$

Theorem 5.1. *For every $x_0 \in X$, there exists a unique EVI_ℓ -gradient flow for V starting in x_0 (and existing for all time). Flows starting in x_0 and y_0 satisfy*

$$\mathbf{d}(x_t, y_t) \leq e^{-\int_0^t \bar{\ell}(x_s, y_s) ds} \mathbf{d}(x_0, y_0) \quad (39)$$

for all $t \geq 0$. Here $\bar{\ell}(x, y) := \sup_\gamma \int_0^1 \ell(\gamma_r) dr$ with \sup_γ taken over all geodesics $(\gamma_t)_{t \in [0,1]}$ in (X, \mathbf{d}) with $\gamma_0 = x, \gamma_1 = y$.

Proof. Existence and uniqueness of an EVI_Λ -gradient flow $(\Phi_t(x))_{t \geq 0}$ for any $x \in X$ with $\Lambda := \inf \ell$ follows from our previous work [Stu18a]. Following the previous proof, one also can deduce the refined EVI_ℓ -property. Indeed, this will follow as before by a scaling argument from the $\text{EVI}_{K-n\ell}$ -property for the heat flow on the weighted metric measure space $(X, \mathbf{d}, e^{-nV} \mathbf{m})$ which (obviously) satisfies the $\text{RCD}(K + n\ell, \infty)$ -condition. If we now compare two flows, then we can apply (38) twice: first to the flow $(x_t)_{t \geq 0}$ and with y_t in the place of y ; then to the flow $(y_t)_{t \geq 0}$ and with x_t in the place of y . Adding up both estimates yields (after some tedious arguments to deal with weakly differentiable functions with double dependence on the varying parameter)

$$-\frac{1}{2} \frac{d}{dt} \mathbf{d}^2(x_t, y_t) \geq \bar{\ell}(x_t, y_t) \cdot \mathbf{d}^2(x_t, y_t).$$

Alternatively, one can argue as follows: Given $\epsilon > 0$, let X be covered by balls $B_i = \mathbf{B}_{r_i}(z_i)$ such that $\ell_i \leq \ell \leq \ell_i + \epsilon$ on $\mathbf{B}_{2r_i}(z_i)$. Thanks to the Localization Theorem 4.6, for each i there exists an RCD -spaces $(X_i, \mathbf{d}_i, \mathbf{m}_i)$ with $\mathbf{B}_{r_i}(z_i) \subset X_i$ whose local data on $\mathbf{B}_{r_i}(z_i)$ coincide with those of the original one. Thus as long as the flow does not leave $\mathbf{B}_{r_i}(z_i)$, we can consider the original flow also as an EVI -gradient flow for V on the mm-spaces $(X_i, \mathbf{d}_i, \mathbf{m}_i)$.

Given any (X, \mathbf{d}) -geodesic $(\gamma_t)_{t \in [0,1]}$ and $r, s \in [0, 1]$ with $\gamma_r, \gamma_s \in \mathbf{B}_{r_i}(z_i)$ we thus conclude that

$$\left. \frac{d}{dt} \right|_{t=0} \mathbf{d}(\Phi_t(\gamma_r), \Phi_t(\gamma_s)) \leq -\ell_i \cdot \mathbf{d}(\gamma_r, \gamma_s) \leq -\mathbf{d}(\gamma_0, \gamma_1) \cdot \int_r^s (\ell(\gamma_q) - \epsilon) dq.$$

Adding up these estimates for consecutive pairs of points on the geodesic $(\gamma_t)_{t \in [0,1]}$ finally gives

$$\left. \frac{d}{dt} \right|_{t=0} \log \mathbf{d}(\Phi_t(\gamma_0), \Phi_t(\gamma_1)) \leq -\int_0^1 \ell(\gamma_q) dq + \epsilon.$$

Choosing γ optimal, we therefore obtain for arbitrary $x_0, x_1 \in X$ and for all $t \geq 0$

$$\frac{d}{dt} \log \mathbf{d}(\Phi_t(x_0), \Phi_t(x_1)) \leq -\bar{\ell}(\Phi_t(x_0), \Phi_t(x_1)) + \epsilon.$$

Thus

$$\mathbf{d}(\Phi_t(x_0), \Phi_t(x_1)) \leq e^{-\int_0^t \bar{\ell}(\Phi_s(x_0), \Phi_s(x_1)) ds + \epsilon t} \cdot \mathbf{d}(\Phi_t(x_0), \Phi_t(x_1)).$$

Since $\epsilon > 0$ was arbitrary, this yields the claim. \square

As pointed out in [Stu18a] in the case of constant ℓ , the existence of EVI -flows for V can be regarded as a strong formulation of semiconvexity of V .

Corollary 5.2. *Every weakly ℓ -convex function is indeed strongly ℓ -convex in the sense that the inequality (37) holds for every geodesic $(\gamma_t)_{t \in [0,1]}$ in X .*

A closer look on the proof of the previous Theorem 5.1 shows that appropriate reformulations of the results also hold true for flows which are defined only locally.

Theorem 5.3. *Assume that continuous functions V and $\ell : Y \rightarrow \mathbb{R}$ are defined on an open subset $Y \subset X$ and that V is ℓ -convex on Y in the sense that the inequality (37) holds for every geodesic $(\gamma_t)_{t \in [0,1]}$ contained in Y .*

(i) *Then for each $x_0 \in Y$ there exists a unique local EVI_ℓ -gradient flow $(x_t)_{t \in [0,\tau]}$ for V with maximal life time $\tau = \tau(x_0) \in (0, \infty]$. If $\tau < \infty$ then $x_\tau = \lim_{t \rightarrow \tau} x_t$ exists and $x_\tau \in \partial Y$.*

(ii) *For any pair of initial points $x_0, y_0 \in Y$ and their EVI_ℓ -flows $(x_t)_{t \geq 0}, (y_t)_{t \geq 0}$, the estimate*

$$d(x_t, y_t) \leq e^{-\int_0^t \bar{\ell}(x_s, y_s) ds} d(x_0, y_0)$$

holds for all $t \leq T^$ where $T^* = T^*(x_0, y_0)$ denotes the first time where a geodesic connecting x_t and y_t will leave Y .*

Proof. (i) Existence and uniqueness of a local EVI_ℓ -gradient flow are straightforward. Applying the estimate to points x_0 and $y_0 := x_\delta$ proves that the flow $(x_t)_t$ has finite speed. Assuming $\tau < \infty$, the family $(x_t)_{t < \tau}$ will be bounded and therefore admits a unique accumulation point for $t \rightarrow \tau$, say $x_\tau \in \bar{Y}$. Assuming that τ is the maximal life time for the flow implies that $x_\tau \in \partial Y$.

(ii) follows exactly as in the case of the globally defined gradient flow. \square

The Hessian along Geodesics

On a Riemannian manifold (M, g) , the Hessian D^2f of a smooth function $f : M \rightarrow \mathbb{R}$ can be regarded as a bilinear form $D^2f : TM \times TM \rightarrow \mathbb{R}$ or equivalently as a quadratic form on the tangent space TM . With the latter interpretation, for $\xi = (x, v) \in TM$ with $x \in M$ and $v \in T_x M$,

$$D^2f(\xi) = \frac{1}{|\dot{\gamma}_0|^2} \cdot \left. \frac{d^2}{dt^2} f(\gamma_t) \right|_{t=0} \quad (40)$$

for any $\gamma \in \text{Geo}_x(M)$ with $\dot{\gamma}_0 = v$. Here $\text{Geo}_x(M)$ denotes the set of all geodesics $\gamma : (a, b) \rightarrow M$ with $0 \in (a, b)$ and $\gamma_0 = x$. (As usual, ‘geodesics’ are constant speed and minimizing.)

Definition 5.4. *Given a geodesic space (X, d) , an open set $Y \subset X$ and functions $V : Y \rightarrow \mathbb{R}$ and $\lambda : Y \rightarrow \mathbb{R}$. We say that the Hessian of V along geodesics (or the geodesic Hessian of V) is bounded from below by λ , briefly*

$$D_{\text{Geo}}^2 V \geq \lambda \quad \text{on } Y,$$

if for every unit speed geodesic $\gamma : (a, b) \rightarrow Y$ the function $\lambda \circ \gamma : (a, b) \rightarrow \mathbb{R}$ is locally integrable and $u := V \circ \gamma : (a, b) \rightarrow \mathbb{R}$ is locally absolutely continuous with

$$u'' \geq \lambda \circ \gamma \quad \text{on } (0, 1) \text{ in distributional sense.}$$

Example 5.5. *A function $V : X \rightarrow \mathbb{R}$ is strongly K -convex if and only if*

$$D_{\text{Geo}}^2 V \geq K \quad \text{on } X.$$

Proposition 5.6. *Given a geodesic space (X, \mathbf{d}) , an open set $Y \subset X$, a continuous function $V : Y \rightarrow \mathbb{R}$, and a number $\kappa \in \mathbb{R}$. Then*

$$D_{\text{Geo}}^2 V \geq -\kappa V \quad \text{on } Y$$

if and only if for all geodesics $\gamma : [0, 1] \rightarrow Y$ of length $< R_\kappa := \pi/\sqrt{\kappa}$ and for all $s \in (0, 1)$,

$$V(\gamma_s) \leq \sigma_\kappa^{(1-s)}(|\dot{\gamma}|) \cdot V(\gamma_0) + \sigma_\kappa^{(s)}(|\dot{\gamma}|) \cdot V(\gamma_1). \quad (41)$$

Indeed, it suffices to verify the latter for $s = 1/2$, and at each point $x \in X$ for all sufficiently short geodesics with $\gamma_{1/2} = x$.

Proof. By definition $D_{\text{Geo}}^2 V \geq -\kappa V$ on Y if and only if for each geodesic $\gamma : (a, b) \rightarrow Y$ the function $u := V \circ \gamma : (a, b) \rightarrow \mathbb{R}$ is absolutely continuous and satisfies $u'' \geq -\bar{\kappa} u$ on (a, b) in distributional sense with $\bar{\kappa} := |\dot{\gamma}|^2 \kappa$. Straightforward calculations and comparison results for Sturm-Liouville equations yield that this is equivalent to

$$V(\gamma_s) \leq \sigma_\kappa^{\left(\frac{t-s}{t-r}\right)}((t-r)|\dot{\gamma}|) \cdot V(\gamma_r) + \sigma_\kappa^{\left(\frac{s-r}{t-r}\right)}((t-r)|\dot{\gamma}|) \cdot V(\gamma_t) \quad (42)$$

for all $a < r < s < t < b$ with $(t-r)|\dot{\gamma}| < R_\kappa := \pi/\sqrt{\kappa}$. The latter obviously follows from (41) by linear rescaling of the interval $[r, t]$ onto $[0, 1]$. Conversely, (41) follows from (42) with $a = 1, b = 1$ by passing to the limit $r \searrow 0, t \nearrow 1$ and using continuity of V . \square

5.2 Convexification

In this subsection, we will prove the fundamental Convexification Theorem which (via time-change) allows to transform the metric of a mm-space $(X, \mathbf{d}, \mathbf{m})$ in such a way that a given semiconvex subset $Y \subset X$ will become geodesically convex w.r.t. the new metric \mathbf{d}' . We will prove this in two versions: first, for closed sets Y , then for open sets Z .

Throughout this section, we fix a locally compact $\text{RCD}(K, \infty)$ -space $(X, \mathbf{d}, \mathbf{m})$. Given a function $V : X \rightarrow (-\infty, \infty]$, we denote its *descending slope* by

$$|\nabla^- V|(x) := \limsup_{y \rightarrow x} \frac{[V(y) - V(x)]^-}{\mathbf{d}(x, y)}$$

provided x is not isolated, and by $|\nabla^- V|(x) := 0$ otherwise. Moreover, we put $|\nabla^+ V| := |\nabla^-(-V)|$.

Definition 5.7. *We say that a subset $Y \subset X$ is locally geodesically convex if there exists an open covering $\bigcup_{i \in I} U_i \supset X$ such that every geodesic $(\gamma_s)_{s \in [0, 1]}$ in X completely lies in Y provided $\gamma_0, \gamma_1 \in Y \cap U_i$ for some $i \in I$.*

Every geodesically convex set is locally geodesically convex but not vice versa.

Example 5.8. *Let X denote the cylinder $\mathbb{R} \times S^1$ and $Y_0 = \{(t, \varphi) : t = 0, |\varphi| \leq \pi/2\}$. Then $Y := \mathbf{B}_1(Y_0)$ is locally geodesically convex but not (geodesically) convex.*

Theorem 5.9. *Let $V, \ell : X \rightarrow \mathbb{R}$ be continuous functions and assume that for each $\epsilon > 0$ there exists a neighborhood D_ϵ of the closed set $Y := \{V \leq 0\}$ such that*

- $1 - \epsilon \leq |\nabla^- V| \leq 1 + \epsilon$ in $D_\epsilon \setminus Y$
- V is $(\ell - \epsilon)$ -convex in $D_\epsilon \setminus Y$.

Then for every $\epsilon > 0$, the set Y is locally geodesically convex in (X, \mathbf{d}') for $\mathbf{d}' = e^{(\epsilon - \ell) \cdot V} \odot \mathbf{d}$.

Remark 5.10. (i) The above Theorem provides a far reaching extension of our previous result in [LS18] which covers the case of constant negative ℓ . Now we also admit variable ℓ and ℓ 's of arbitrary signs.

(ii) Note that in the case of positive ℓ , the set Y will already be convex in the old metric space (X, \mathbf{d}) and it will be “less convex” in the new space (X, \mathbf{d}') .

(iii) In the above Theorem, without restriction, we may put $V \equiv 0$ in Y . Moreover, for both functions V and ℓ it suffices that they exist as continuous functions on $D \setminus Y^0$ for some neighborhood D of Y .

Proof. Let $\epsilon' > 0$ be given and put $\mathbf{d}' = e^{(\epsilon' - \ell)V} \odot \mathbf{d}$.

(i) In order to prove the local convexity of Y in (X, \mathbf{d}') , let $z \in \partial Y$ be given and choose $\epsilon > 0$ sufficiently small (to be determined later). In any case, assume that $(\frac{1+\epsilon}{1-\epsilon})^2 < 2$. Choose $\delta > 0$ such that

- $1 - \epsilon \leq |\nabla^- V| \leq 1 + \epsilon$ in $\mathbf{B}_\delta(z) \setminus Y$
- V is geodesically $(\ell(z) - \epsilon)$ -convex in $\mathbf{B}_\delta(z) \setminus Y$
- $|\ell(x) - \ell(z)| \leq \epsilon$ for all $x \in \mathbf{B}_\delta(z) \setminus Y$.

Our proof of the local convexity of Y will be based on a curve shortening argument under the gradient flow for V : Assume that $(\gamma_a)_{a \in [0,1]}$ was a \mathbf{d}' -geodesic in $\mathbf{B}_{\delta/3}(z)$ with endpoints $\gamma_0, \gamma_1 \in Y$ and $\gamma_a \notin Y$ for some $a \in (0, 1)$. Then we will construct a new curve $(\gamma_a^0)_{a \in [0,1]}$ with the same endpoints but which is shorter (w.r.t. \mathbf{d}') than the previous one – which obviously contradicts the assumption. For each $a \in [0, 1]$, we consider the gradient flow curve $(\Phi_t(\gamma_a))_{t \geq 0}$ for V starting in $\Phi_0(\gamma_a) = \gamma_a$ and we stop it as soon as the flow enters the set Y . Then we put $\gamma_a^0 := \Phi_{T_0}(\gamma_a)$ where $T_0 = \inf\{t \geq 0 : \Phi_t(\gamma_a) \in Y\}$.

(ii) To get started, let us first summarize some key facts for the gradient flow for V , that is, for the solution to $\dot{x}_t = -\nabla V(x_t)$ in the sense of **EVI**-flows. For $x \in \mathbf{B}_\delta(z) \setminus Y$, let $(\Phi_t(x))_{t \in [0, \tau]}$ denote the **EVI**-gradient flow for V starting in x with maximal life time $\tau = \tau(x)$ in $\mathbf{B}_\delta(z) \setminus Y$. Note that $V(x) \leq (1 + \epsilon)\delta$ for $x \in \mathbf{B}_\delta(z) \setminus Y$ and for a.e. t ,

$$\frac{d}{dt} \Phi(t, x) = -|\nabla^- V|^2(\Phi(t, x)) \geq -(1 + \epsilon)^2 \quad \text{and} \quad \leq -(1 - \epsilon)^2.$$

We easily conclude that $\tau(x) < \infty$ for $x \in \mathbf{B}_{\delta/3}(z)$ and, since $(\frac{1+\epsilon}{1-\epsilon})^2 < 2$,

$$\Phi_{\tau(x)}(x) \in \partial Y \cap \mathbf{B}_\delta(z).$$

In particular, $\tau(x) = T_0(x) = \lim_{r \downarrow 0} T_r(x)$ with $T_r(x) := \inf\{t \geq 0 : V(\Phi_t(x)) \leq r\}$ for $r \geq 0$.

(iii) To proceed, it is more convenient to parametrize the flow not by time (as we did before) but by “height”, measured by the value of V . That is, for $r \geq 0$ we put

$\hat{\Phi}_r(x) = \Phi_{T_r(x)}(x)$ with $T_r(x)$ as above. Moreover, for $x \in Y$ we put $T_r(x) := 0$ and $\hat{\Phi}_r(x) := x$ for all $r \geq 0$.

The $(\ell(z) - \epsilon)$ -convexity of V implies

$$\mathbf{d}(\hat{\Phi}_r(x), \hat{\Phi}_r(y)) \leq e^{(\epsilon - \ell(x))(T_r(x) + T_r(y))/2} \cdot \mathbf{d}(x, y), \quad (43)$$

see [LS18], Lemma 2.13 (or, more precisely, estimate (10) in the proof of it).

(iv) Given any rectifiable curve $(\gamma_a)_{a \in [0,1]}$ in $\mathbf{B}_{\delta/3}(x)$ let $(\gamma_a^0)_{a \in [0,1]}$ be the curve in $\mathbf{B}_\delta(x) \setminus Y^0$ defined by $\gamma_a^0 = \hat{\Phi}_0(\gamma_a)$. Then

$$\begin{aligned} |\dot{\gamma}_a^0| &\leq e^{(\epsilon - \ell(z))T_0(\gamma_a)} \cdot |\dot{\gamma}_a| \\ &\leq e^{(2\epsilon - \ell(\gamma_a))(1 \pm \epsilon)^2 V(\gamma_a)} \cdot |\dot{\gamma}_a| \\ &\leq e^{(\epsilon'/2 - \ell(\gamma_a))V(\gamma_a)} \cdot |\dot{\gamma}_a|. \end{aligned}$$

Indeed, for every $\epsilon' > 0$ one can choose $\epsilon > 0$ such that $(\epsilon'/2 - \ell(x)) \geq (2\epsilon - \ell(x))(1 \pm \epsilon)^2$ for all $x \in \mathbf{B}_\delta(x) \setminus Y$. Here and above, the sign in the expression $(1 \pm \epsilon)^2$ has to be chosen according to the sign of $(2\epsilon - \ell(x))$.

Measuring the speed of the curves now in the metric $d' = e^{(\epsilon' - \ell)V} \odot d$, the previous estimate yields

$$|\dot{\gamma}_a^0|' \leq |\dot{\gamma}_a|'$$

and, moreover, $|\dot{\gamma}_a^0|' < |\dot{\gamma}_a|'$ whenever $\gamma_a \notin Y$ and $|\dot{\gamma}_a|' \neq 0$. This proves the claim. \square

In the previous Theorem, we used the gradient flow w.r.t. a function V (which shares basic properties with the distance function $\mathbf{d}(\cdot, \partial Y)$) as a path-shortening flow on the exterior of Y in order to prove that the *closed set* Y is locally geodesically convex w.r.t. the new metric d' .

To make a given *open set* $Z \subset X$ locally geodesically convex w.r.t. a new metric d' , we will proceed in a complementary way: we will use the gradient flow w.r.t. a function V which shares basic properties with the negative distance function $-\mathbf{d}(\cdot, \partial Z)$ as a path-shortening flow in the interior of Z . This is the content of the Second Convexification Theorem.

Theorem 5.11. *Let $V, \ell : X \rightarrow \mathbb{R}$ be continuous functions and assume that for each $\epsilon > 0$ there exists $\delta > 0$ such that*

- $1 - \epsilon \leq |\nabla^- V| \leq 1 + \epsilon$ on the set $\{-\delta < V < 0\}$
- V is $(\ell - \epsilon)$ -convex on the set $\{-\delta < V < 0\}$.

Then for every $\epsilon > 0$, the open set $Z := \{V < 0\}$ is locally geodesically convex in (X, d') for $d' = e^{(\epsilon - \ell)V} \odot d$.

Proof. Given $\epsilon > 0$, we choose $\delta > 0$ as above. Then for each $r \in (0, \delta]$, we can apply the First Convexification Theorem 5.9 with V as above, with the closed set $Z_r := \{V \leq -r\}$ in the place of Y , and with $D_\epsilon := Z \setminus Z_r$. This yields that the set Z_r is locally geodesically convex w.r.t. the metric $d' := e^{(\epsilon - \ell)V} \odot d$. Having a closer look on the proof of Theorem 5.9, we see that we can choose an open covering $\bigcup_{i \in I} U_i \supset X$, independently of r , such that every d' -geodesic $(\gamma_s)_{s \in [0,1]}$ in X completely lies in Z_r – and thus in particular in Z – provided $\gamma_0, \gamma_1 \in Z_r \cap U_i$ for some $i \in I$. This proves the claim: every d' -geodesic $(\gamma_s)_{s \in [0,1]}$ completely lies in Z provided $\gamma_0, \gamma_1 \in Z \cap U_i$ for some $i \in I$. \square

5.3 Bounds for the Curvature of the Boundary

The canonical choice for the function V in both of the previous Convexification Theorems is the signed distance function $V = d(\cdot, Y) - d(\cdot, X \setminus Y)$ (or suitable truncated and/or smoothed modifications of it). In the Riemannian setting, a lower bound for the Hessian of this function has a fundamental geometric meaning: it is a lower bound of the fundamental form of the boundary. In the abstract setting, this observation will provide a synthetic definition for the variable lower bound curvature of the boundary.

Definition 5.12. *Let a closed set $Y \subset X$ and a continuous function $\ell : X \rightarrow \mathbb{R}$ be given, and put $V(x) := d(x, Y) - d(x, X \setminus Y)$. We say that Y is locally ℓ -convex or that ℓ is a lower bound for the curvature of ∂Y if for every $\epsilon > 0$ there exist an open covering $\bigcup_{i \in I} U_i \supset \partial Y$ and continuous functions $V_i : U_i \rightarrow \mathbb{R}$ for $i \in I$ such that*

- $(1 - \epsilon)V \leq V_i \leq (1 + \epsilon)V$ on U_i
- $1 - \epsilon \leq |\nabla^- V_i| \leq 1 + \epsilon$ on U_i
- V_i is $(\ell - \epsilon)$ -convex on U_i .

We say that Y is locally ℓ -convex from outside (or that Y^0 is locally ℓ -convex from inside) if the three latter properties are merely requested on $U_i \setminus Y$ (or on $U_i \cap Y^0$, resp.) instead of being requested on U_i .

Remark 5.13. *The previous approach does not only allow us to define lower bounds for the curvature of the boundary (interpreted as lower bounds for the “second fundamental form of the boundary”) but also to define the second fundamental form $\mathbb{I}_{\partial Y}$ itself as well as the mean curvature $\rho_{\partial Y}$: the former as the Hessian (restricted to vectors orthogonal to ∇V) and the latter as the Laplacian of the signed distance function $V = d(\cdot, Y) - d(\cdot, X \setminus Y)$. That is,*

$$\mathbb{I}_{\partial Y}(f, f) := H_V(f, f) = \Gamma(f, \Gamma(V, f)) - \frac{1}{2}\Gamma(v, \Gamma(f^2))$$

provided $V \in \mathcal{D}_{\text{loc}}(\Delta)$ and $\Gamma(f, V) = 0$, and

$$\rho_{\partial Y} := \Delta V.$$

This concept of curvature bounds for the boundary has been introduced in [LS18], restricted there to the case of constant, nonpositive ℓ . As already observed there, the two most important classes of examples are Riemannian manifolds and Alexandrov spaces. In these cases, if not explicitly specified otherwise, \mathfrak{m} always will denote the corresponding n -dimensional Riemannian volume measure \mathcal{L}^n or the n -dimensional Hausdorff measure \mathcal{H}^n . The proof of the next result is literally as in [LS18].

Proposition 5.14. *Let X be a Riemannian manifold, Y a closed subset of X with smooth boundary. Then ℓ is a lower bound (or interior lower bound or exterior lower bound, resp.) for the curvature of ∂Y if and only if the real-valued second fundamental form of ∂Y satisfies*

$$\mathbb{I}_{\partial Y} \geq \ell.$$

Lemma 5.15. *Let (X, \mathbf{d}) be an Alexandrov space with generalized sectional curvature $\geq K$. Put $\rho_K = \frac{\pi}{2\sqrt{K}}$ if $K > 0$ and $\rho_K = \infty$ else. Moreover, given $z \in X$ put $\rho(z) := \sup\{r \geq 0 : |\nabla^+ \mathbf{d}(\cdot, z)| = 1 \text{ in } \mathbf{B}_r(z)\}$. Then for each $r \in (0, \rho_K \wedge \rho(z))$, the curvature of the boundary of $Y := X \setminus \mathbf{B}_r(z)$ is bounded from below by*

$$\ell = -\cot_K(r) := \begin{cases} -\frac{1}{r}, & \text{if } K = 0 \\ -\sqrt{K} \cot(\sqrt{K}r), & \text{if } K > 0 \\ -\sqrt{-K} \coth(\sqrt{-K}r), & \text{if } K < 0. \end{cases} \quad (44)$$

Proof. Given $z \in X$ and $r \in (0, \rho_K)$, put

$$V(x) := V_{r,z}(x) := \begin{cases} \frac{1}{2r} (r^2 - \mathbf{d}^2(x, z)), & \text{if } K = 0 \\ \frac{1}{\sqrt{K} \sin(\sqrt{K}r)} \left(\cos(\sqrt{K}\mathbf{d}(x, z)) - \cos(\sqrt{K}r) \right), & \text{if } K > 0 \\ \frac{1}{\sqrt{-K} \sinh(\sqrt{-K}r)} \left(\cosh(\sqrt{-K}r) - \cosh(\sqrt{-K}\mathbf{d}(x, z)) \right), & \text{if } K < 0. \end{cases} \quad (45)$$

Then obviously $\{V \leq 0\} = Y$ and $|\nabla^- V| = 1$ on ∂Y (and close to 1 in a neighborhood of ∂Y). Moreover, by comparison results for Hessians of distance functions in Alexandrov spaces

$$\begin{aligned} D_{\text{Geo}}^2 \mathbf{d}^2(x, z) &\leq 2, & \text{if } K = 0 \\ D_{\text{Geo}}^2 \cos(\sqrt{K}\mathbf{d}(x, z)) &\geq -K \cos(\sqrt{K}\mathbf{d}(x, z)), & \text{if } K > 0 \\ D_{\text{Geo}}^2 \cosh(\sqrt{-K}\mathbf{d}(x, z)) &\leq (-K) \cosh(\sqrt{-K}\mathbf{d}(x, z)), & \text{if } K < 0. \end{aligned}$$

Thus $D_{\text{Geo}}^2 V \geq -\cot_K(r)$ on ∂Y (and $\geq -\cot_K(r) - \epsilon$ in a neighborhood of ∂Y). This proves the claim. \square

Lemma 5.16. *Let (X, \mathbf{d}) be an CAT space with generalized sectional curvature $\leq L$. Put $\rho_L = \frac{\pi}{2\sqrt{L}}$ if $L > 0$ and $\rho_L = \infty$ else. Then for each $r \in (0, \rho_L)$, the curvature of the boundary of $Y := \mathbf{B}_r(z)$ is bounded from below by*

$$\ell = \cot_L(r) := \begin{cases} \frac{1}{r}, & \text{if } L = 0 \\ \sqrt{L} \cot(\sqrt{L}r), & \text{if } L > 0 \\ \sqrt{-L} \coth(\sqrt{-L}r), & \text{if } L < 0. \end{cases} \quad (46)$$

Proof. Given $z \in X$ and $r \in (0, \rho_L)$, put

$$V(x) := \begin{cases} -\frac{1}{2r} (r^2 - \mathbf{d}^2(x, z)), & \text{if } L = 0 \\ -\frac{1}{\sqrt{L} \sin(\sqrt{L}r)} \left(\cos(\sqrt{L}\mathbf{d}(x, z)) - \cos(\sqrt{L}r) \right), & \text{if } L > 0 \\ -\frac{1}{\sqrt{-L} \sinh(\sqrt{-L}r)} \left(\cosh(\sqrt{-L}r) - \cosh(\sqrt{-L}\mathbf{d}(x, z)) \right), & \text{if } L < 0. \end{cases}$$

Then obviously $\{V \leq 0\} = Y$ and $|\nabla^- V| = 1$ on ∂Y (and close to 1 in a neighborhood of ∂Y). Moreover, by comparison results for Hessians of distance functions in CAT spaces

$$\begin{aligned} D_{\text{Geo}}^2 \mathbf{d}^2(x, z) &\geq 2, & \text{if } L = 0 \\ D_{\text{Geo}}^2 \cos(\sqrt{L}\mathbf{d}(x, z)) &\leq -L \cos(\sqrt{L}\mathbf{d}(x, z)), & \text{if } L > 0 \\ D_{\text{Geo}}^2 \cosh(\sqrt{-L}\mathbf{d}(x, z)) &\geq (-L) \cosh(\sqrt{-L}\mathbf{d}(x, z)), & \text{if } L < 0. \end{aligned}$$

Thus $D_{\text{Geo}}^2 V \geq \cot_L(r)$ on ∂Y (and $\geq \cot_L(r) - \epsilon$ in a neighborhood of ∂Y) which proves the claim. \square

Proposition 5.17. *Let (X, \mathbf{d}) be an Alexandrov space with generalized sectional curvature $\geq K$. Put $\rho_K = \frac{\pi}{2\sqrt{K}}$ if $K > 0$ and $\rho_K = \infty$ else. Assume that a closed set $Y \subset X$ satisfies the “exterior ball condition” with radius $r < \rho_K$. That is,*

$$X \setminus Y = \bigcup_{z \in Y_r} \mathbf{B}_r(z)$$

with $Y_r := \{z \in X : \mathbf{d}(z, Y) = r, \rho(z) > r\}$. Then Y is locally ℓ -convex with $\ell = -\cot_K r$.

Proof. For $x \in X$, put

$$V(x) := \sup_{z \in Y_r} V_{r,z}(x)$$

with $V_{r,z}$ as introduced in Lemma 5.15. Then obviously $Y = \{V \leq 0\}$ and

$$|\nabla^- V|(x) = \frac{\sin_K \mathbf{d}(x, Y_r)}{\sin_K r} \cdot |\nabla^+ \mathbf{d}(\cdot, Y_r)|(x)$$

for all $x \in X$. Hence, $1 - \epsilon \leq |\nabla^- V|(x) \leq 1$ for all $x \in U \setminus Y$ for a suitable neighborhood U of ∂Y . Moreover, for each $z \in Y_r$, by comparison results for Hessians of distance functions in Alexandrov spaces,

$$D_{\text{Geo}}^2 V_{r,z}(x) \geq -\frac{\cos_K d(x, z)}{\sin_K r},$$

and therefore,

$$D_{\text{Geo}}^2 V(x) \geq -\frac{\cos_K r}{\sin_K r} - \epsilon$$

for all x in a suitable neighborhood U of ∂Y . This proves the claim. \square

Analogously, we conclude

Proposition 5.18. *Let (X, \mathbf{d}) be a CAT space with generalized sectional curvature $\leq L$. Put $\rho_L = \frac{\pi}{2\sqrt{L}}$ if $L > 0$ and $\rho_L = \infty$ else. Assume that a closed set $Y \subset X$ satisfies the “reverse exterior ball condition” with radius $r < \rho_L$. That is,*

$$Y = \bigcap_{z \in Z} \bar{\mathbf{B}}_r(z)$$

for some compact set $Z \subset X$. Then Y is locally ℓ -convex with $\ell := \cot_L r$.

Proof. Similar as in the proof of the previous Proposition, put

$$V(x) := \sup_{z \in Z} (-V_{r,z})(x)$$

with $V_{r,z}$ defined as before, but now with L in the place of K . Then it is easily seen that $V \leq 0$ on Y and $V > 0$ on $X \setminus Y$. Moreover, by comparison results for the Hessian of distance functions under upper curvature bounds,

$$D_{\text{Geo}}^2 V(x) \geq \frac{\cos_L (\sup_{z \in Z} \mathbf{d}(x, z))}{\sin_L r} \geq \cot_L(r + \epsilon)$$

for all $x \in \mathbf{B}_\epsilon(Y)$. Furthermore,

$$\frac{\sin_L(r - \epsilon)}{\sin_L r} \leq |\nabla^- V|(x) \leq \frac{\sin_L(r + \epsilon)}{\sin_L r}$$

for all $x \in \mathbf{B}_\epsilon(\partial Y)$. \square

The Convexification Theorems 5.9 and 5.11 from the previous subsection immediately yield

Theorem 5.19. i) *Assume that $\ell \in \mathcal{C}(X)$ is an exterior lower bound for the curvature of ∂Y . Then for every $\epsilon > 0$, the set Y is locally geodesically convex in (X, \mathbf{d}') for $\mathbf{d}' = e^{(\epsilon-\ell)\cdot V} \odot \mathbf{d}$ where $V = \mathbf{d}(\cdot, Y)$.*

ii) *Assume that $\ell \in \mathcal{C}(X)$ is an interior lower bound for the curvature of ∂Y . Then for every $\epsilon > 0$, the set Y^0 is locally geodesically convex in (X, \mathbf{d}') for $\mathbf{d}' = e^{(\epsilon-\ell)\cdot V} \odot \mathbf{d}$ where $V = -\mathbf{d}(\cdot, X \setminus Y)$.*

Remark 5.20. *The Convexification Theorems 5.9 and 5.11 provide a method to make a given set convex by local changes of the geometry. By construction of this transformed geometry, the given set will be “as little convex as possible”. Indeed, in regions where the set already was convex, the set will be transformed into a less convex set.*

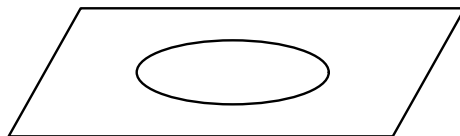


Figure 1: Euclidean plane: convex disc, nonconvex complement

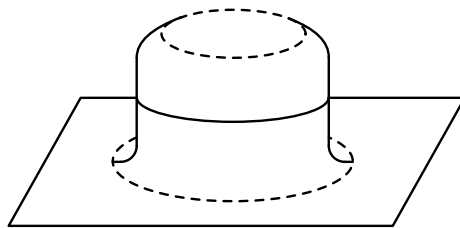


Figure 2: Conformally changed plane: totally geodesic circle

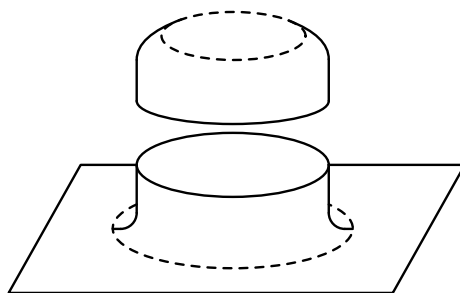


Figure 3: Conformally changed plane: decomposition into two convex subsets

Example 5.21. *Let $X = \mathbb{R}^n$ for $n \geq 2$, equipped with the Euclidean distance and the Lebesgue measure. If we apply the previous results to the complement of a ball, say $Y = \mathbb{R}^n \setminus \mathbf{B}_r(z)$, then we see that Y (as well as Y^0) will be locally geodesically convex in $(\mathbb{R}^n, e^{(1+\epsilon)\psi} \odot \mathbf{d})$ for any $\epsilon > 0$ where*

$$\psi = -\ell \cdot V = \frac{1}{2} \left(1 - \frac{|x-z|^2}{r^2} \right).$$

On the other hand, applying the previous results to a ball, say $Z = \mathbf{B}_r(z)$, then we see that Z (as well as \overline{Z}) will be locally geodesically convex in $(\mathbb{R}^n, e^{(1-\epsilon)\psi} \odot \mathbf{d})$ for any $\epsilon > 0$ with the same ψ as before. The same “convexification effect” will be achieved by choosing

$$\psi(x) = -\log \frac{|x - z|}{r}$$

in a neighbourhood of $\partial\mathbf{B}_r(z)$. In the case $n = 2$, with this choice of ψ , in a neighborhood of $\partial\mathbf{B}_r(z)$ the space $(\mathbb{R}^n, e^\psi \odot \mathbf{d})$ will be a flat torus. In particular, $\partial\mathbf{B}_r(z)$ will be a totally geodesic subset. This provides a simple explanation why both, $B_r(z)$ and its complement, are convex.

6 Ricci Bounds for Neumann Laplacians

6.1 Neumann Laplacian and Time Change

Let a metric measure space $(X, \mathbf{d}, \mathbf{m})$ be given; assume that it is geodesic, locally compact, and infinitesimally Hilbertian. Observe that due to the local compactness, $W^{1,2}(X) = \{u \in W_{\text{loc}}^{1,2}(X) : \int_X [\Gamma(u) + u^2] d\mathbf{m} < \infty\}$.

By *restriction* to a closed set $Y \subset X$, we define the mm-space $(Y, \mathbf{d}_Y, \mathbf{m}_Y)$. Here \mathbf{d}_Y denotes the length metric on Y induced by \mathbf{d} and \mathbf{m}_Y denotes the measure \mathbf{m} restricted to Y . The Cheeger energy associated with the *restricted mm-space* $(Y, \mathbf{d}_Y, \mathbf{m}_Y)$ will be denoted by \mathcal{E}^Y and its domain by $\mathcal{F}^Y = \mathcal{D}(\mathcal{E}^Y) = W^{1,2}(Y)$. To avoid pathologies, throughout the sequel, we assume that $Y = \overline{Y^0}$, $\mathbf{m}(Y) > 0$, $\mathbf{m}(\partial Y) = 0$, and that $\mathbf{d}_Y < \infty$ on $Y \times Y$.

The minimal weak upper gradients (and thus also the Γ -operators) w.r.t. $(X, \mathbf{d}, \mathbf{m})$ and w.r.t. $(Y, \mathbf{d}_Y, \mathbf{m}_Y)$ will coincide a.e. on Y^0 , i.e. $\mathcal{F}_{\text{loc}}^Y(Y^0) = \mathcal{F}_{\text{loc}}(Y^0)$ and $\Gamma^Y(u) = \Gamma(u)$ a.e. on Y^0 for all $u \in \mathcal{F}_{\text{loc}}^Y(Y^0)$. Moreover,

$$W^{1,2}(X)|_Y \subset W^{1,2}(Y) \subset W^{1,2}(Y^0) \quad (47)$$

where $W^{1,2}(Y^0) := \{u \in \mathcal{F}_{\text{loc}}(Y^0) : \int_{Y^0} [\Gamma(u) + u^2] d\mathbf{m} < \infty\}$ and

$$\mathcal{E}^Y(u) = \int_{Y^0} \Gamma(u) d\mathbf{m} \quad (48)$$

for all $u \in W^{1,2}(Y)$. In particular, the restricted mm-space $(Y, \mathbf{d}_Y, \mathbf{m}_Y)$ is also infinitesimally Hilbertian.

The heat semigroup associated with the restricted mm-space $(Y, \mathbf{d}_Y, \mathbf{m}_Y)$ will be called *Neumann heat semigroup* and denoted by $(P_t^Y)_{t \geq 0}$. The associated Brownian motion will be called *reflected Brownian motion* and denoted by (\mathbb{P}_x^Y, B_t^Y) .

Remark 6.1. i) *In literature on Dirichlet forms and Markov processes (in particular, in [CF12]), Chapter 7, “reflected Brownian motion” on the closure of an open set $Y^0 \subset X$ is by definition (and by construction) the reversible Markov process associated with the Dirichlet form \mathcal{E}^Y given by (48) with domain $W^{1,2}(Y^0) \subset L^2(Y, \mathbf{m}_Y)$.*

ii) *In general, the sets $W^{1,2}(Y)$ and $W^{1,2}(Y^0)$ do not coincide, see subsequent Example. In [LS18], Section 4.2, equality of $W^{1,2}(Y)$ and $W^{1,2}(Y^0)$ was erroneously stated as a*

general fact. Instead, it should be added there as an extra assumption. Equality holds if Y^0 is regularly locally semiconvex, see Proposition 6.4 below, and of course also if Y^0 has the extension property $W^{1,2}(Y^0) = W^{1,2}(X)|_{Y^0}$.

Example 6.2 (Based on private communication with T. Rajala). Given $X = [-1, 1]^2$ with Euclidean distance \mathbf{d} and 2-dimensional Lebesgue measure \mathbf{m} , put

$$Y = X \setminus \bigcup_{n \in \mathbb{N}} \mathbf{B}_{3^{-n}}(x_n, 0)$$

where $\{x_n\}_{n \in \mathbb{N}}$ denotes a countable dense subset of $[-1, 1]$. Then $W^{1,2}(Y) \neq W^{1,2}(Y^0)$. For instance, the function $u(x, y) = \text{sign}(y)$ belongs to $W^{1,2}(Y^0)$ but not to $W^{1,2}(Y)$.

Indeed, functions in $W^{1,2}(Y^0)$ can have arbitrary jumps at the x -axis since Y^0 has two disconnected components, one being a subset of the open upper half plane, the other one being a subset of the open lower half plane. On the other hand, functions in $W^{1,2}(Y)$ will be continuous along almost every vertical line which does not hit one of the small balls $\bar{\mathbf{B}}_{2^{-n}}(x_n, 0)$, $n \in \mathbb{N}$, (which is the case for more than half of the vertical lines).

Definition 6.3. An open subset $Z \subset X$ is called regularly locally semiconvex if there exists an open neighborhood D of ∂Z and functions $V, \ell \in \mathcal{D}_{\text{loc}}^{\text{cont}}(\Delta)$ such that V is ℓ -convex and $V = -\mathbf{d}(\cdot, \partial Z)$ in $D \cap Z$.

Here and in the sequel, we put $\mathcal{D}_{\text{loc}}^{\text{cont}}(\Delta) := \{f \in \mathcal{D}_{\text{loc}}(\Delta) \text{ with } f, \Gamma(f), \Delta f \in \mathcal{C}(X)\}$ and $\mathcal{D}_{\infty}^{\text{cont}}(\Delta) := \{f \in \mathcal{D}_{\text{loc}}(\Delta) \text{ with } f, \Gamma(f), \Delta f \in \mathcal{C}(X) \cap L^{\infty}(X)\}$.

Note that $\mathcal{D}_{\infty}^{\text{cont}}(\Delta) \subset \text{Lip}_b(X)$ provided the Sobolev-to-Lipschitz property holds.

Proposition 6.4. Assume that $(X, \mathbf{d}, \mathbf{m})$ satisfies $\text{RCD}(K, N)$ for some $K, N \in \mathbb{R}$ and that Y^0 is regularly locally semiconvex. Then

$$W^{1,2}(Y) = W^{1,2}(Y^0)$$

and $|D_Y u| = |Du|$ \mathbf{m} -a.e. on Y for every $u \in W^{1,2}(Y^0)$.

Proof. **i)** To simplify the subsequent presentation, we assume that the defining functions ℓ, V for the regular semiconvexity of Y^0 can be chosen to be in $\mathcal{D}_{\infty}^{\text{cont}}(\Delta)$ and not just in $\mathcal{D}_{\text{loc}}^{\text{cont}}(\Delta)$. Under this simplifying assumption, for any $\epsilon > 0$ also $\psi := (\epsilon - \ell)V \in \mathcal{D}_{\infty}^{\text{cont}}(\Delta)$ and thus the time-changed mm-space $(X, \mathbf{d}', \mathbf{m}')$ with $\mathbf{d}' = e^{\psi} \odot \mathbf{d}$ and $\mathbf{m}' = e^{2\psi} \mathbf{m}$ will satisfy $\text{RCD}(K', \infty)$ with some $K' \in \mathbb{R}$. The general case can be treated by a localization and covering argument.

ii) Recall that a function $u \in L^2(Y, \mathbf{m}_Y)$ is in $W^{1,2}(Y)$ with weak upper gradient $g \in L^2(Y, \mathbf{m}_Y)$ if and only if for each test plan Π in $(Y, \mathbf{d}_Y, \mathbf{m}_Y)$

$$\int_{\mathcal{C}} |u(\gamma_1) - u(\gamma_0)| d\Pi(\gamma) \leq \int_{\mathcal{C}} \int_0^1 g(\gamma_t) |\dot{\gamma}_t| dt d\Pi(\gamma).$$

where $\mathcal{C} := \mathcal{C}([0, 1], Y)$. Now observe that any test plan Π in $(Y, \mathbf{d}_Y, \mathbf{m}_Y)$ can also be regarded as a test plan in $(X, \mathbf{d}, \mathbf{m})$. (Indeed, for each curve $\gamma \in \mathcal{C}([0, 1], Y) \subset \mathcal{C}([0, 1], X)$, the speed w.r.t. (X, \mathbf{d}) will be bounded by the speed w.r.t. (Y, \mathbf{d}_Y) .) And Π is a test plan in $(X, \mathbf{d}, \mathbf{m})$ if and only if it is a test plan in $(X, \mathbf{d}', \mathbf{m}')$. Moreover, g is a weak upper

gradient w.r.t. $(X, \mathbf{d}, \mathbf{m})$ implies that $g' = e^{-\psi}g$ is a weak upper gradient w.r.t. $(X, \mathbf{d}', \mathbf{m}')$ and vice versa since

$$|\dot{\gamma}_t|' = e^{\psi(\gamma_t)}|\dot{\gamma}_t|.$$

iii) Now let us fix a test plan Π in $(Y, \mathbf{d}_Y, \mathbf{m}_Y)$. For $n \in \mathbb{N}$, define Π'_n to be the “piecewise geodesic test plan” in $(X, \mathbf{d}', \mathbf{m}')$ such that $((e_t)_*\Pi_n)_{t \in [0,1]}$ is the W'_2 -geodesic which interpolates between the measures $(e_{i/n})_*\Pi$ for $i = 0, 1, \dots, n$. Thanks to the RCD-property of $(X, \mathbf{d}', \mathbf{m}')$, such a piecewise geodesic interpolation indeed is a test plan.

For each $t \in [0, 1]$, we know that $\gamma_t \in Y^0$ for Π -a.e. γ since $(e_t)_*\Pi \leq C \mathbf{m}$ and $\mathbf{m}(\partial Y) = 0$. Geodesic convexity of Y^0 w.r.t. \mathbf{d}' thus implies

$$\gamma_t \in Y^0 \quad (\forall t \in [0, 1])$$

for Π_n -a.e. γ . In particular, thus for each $n \in \mathbb{N}$ and each $\epsilon > 0$, there exists a compact set $Y_\epsilon \subset Y^0$ such that $\Pi_n(\mathcal{C}_\epsilon) \geq 1 - \epsilon$. where $\mathcal{C}_\epsilon := \mathcal{C}([0, 1], Y_\epsilon)$. Put

$$\Pi_n^\epsilon(\cdot) := \frac{1}{\Pi_n(\mathcal{C}_\epsilon)} \Pi_n(\cdot \cap \mathcal{C}_\epsilon).$$

iv) Given the compact set $Y_\epsilon \subset Y^0$, there exists $u_\epsilon \in W^{1,2}(X, \mathbf{d}', \mathbf{m}')$ such that

$$u = u_\epsilon, \quad |D'u| = |D'u_\epsilon| \quad \mathbf{m}\text{-a.e. on a neighborhood of } Y_\epsilon.$$

Since Π_n^ϵ is a test plan in $(X, \mathbf{d}', \mathbf{m}')$, we obtain for each $n \in \mathbb{N}$ and each $\epsilon > 0$

$$\begin{aligned} \int_{\mathcal{C}} \int_0^1 |Du|(\gamma_t) |\dot{\gamma}_t| dt d\Pi_n(\gamma) &= \int_{\mathcal{C}} \int_0^1 |D'u|(\gamma_t) |\dot{\gamma}_t|' dt d\Pi_n(\gamma) \\ &\geq Z_\epsilon \int_{\mathcal{C}_\epsilon} \int_0^1 |D'u_\epsilon|(\gamma_t) |\dot{\gamma}_t|' dt d\Pi_n^\epsilon(\gamma) \\ &\geq Z_\epsilon \int_{\mathcal{C}_\epsilon} |u_\epsilon(\gamma_1) - u_\epsilon(\gamma_0)| d\Pi_n^\epsilon(\gamma) \\ &= \int_{\mathcal{C}_\epsilon} |u(\gamma_1) - u(\gamma_0)| d\Pi_n(\gamma). \end{aligned}$$

In the limit $\epsilon \rightarrow 0$ this yields

$$\int_{\mathcal{C}} \int_0^1 |Du|(\gamma_t) |\dot{\gamma}_t| dt d\Pi_n(\gamma) \geq \int_{\mathcal{C}} |u(\gamma_1) - u(\gamma_0)| d\Pi_n(\gamma) = \int_{\mathcal{C}} |u(\gamma_1) - u(\gamma_0)| d\Pi(\gamma).$$

Since by assumption $|Du| \in L^2(Y, \mathbf{m}_Y)$, according to the subsequent Lemma we may pass to the limit $n \rightarrow \infty$ and finally obtain

$$\int_{\mathcal{C}} \int_0^1 |Du|(\gamma_t) |\dot{\gamma}_t| dt d\Pi(\gamma) \geq \int_{\mathcal{C}} |u(\gamma_1) - u(\gamma_0)| d\Pi(\gamma).$$

This proves the claim: $u \in W^{1,2}(Y)$ with minimal weak upper gradient \mathbf{m} -a.e. dominated by $|Du|$. \square

Lemma 6.5 (Private communication by N. Gigli). *Assume that $(X, \mathbf{d}, \mathbf{m})$ satisfies $\text{RCD}(K, N)$ for some $K, N \in \mathbb{R}$. Then for every test plan Π in X and every $g \in L^2(X, \mathbf{m})$*

$$\lim_{n \rightarrow \infty} \iint_0^1 g(\gamma_t) |\dot{\gamma}_t| dt d\Pi_n(\gamma) = \iint_0^1 g(\gamma_t) |\dot{\gamma}_t| dt d\Pi(\gamma) \quad (49)$$

where Π_n denotes the ‘‘piecewise geodesic test plan’’ such that $((e_t)_* \Pi_n)_{t \in [0,1]}$ is the W_2 -geodesic which interpolates between the measures $(e_{i/n})_* \Pi$ for $i = 0, 1, \dots, n$.

Proof. First of all, observe that it obviously suffices to prove the claim for test plans supported on bounded subsets of X . Secondly observe, that it suffices to consider bounded continuous functions g . Indeed, given any $g \in L^2(X, \mathbf{m})$ and $\varepsilon > 0$, there exists $g_\varepsilon \in \mathcal{C}_b(X)$ with $\|g - g_\varepsilon\|_{L^2} \leq \varepsilon$. Since Π_n is a test plan, this implies

$$\begin{aligned} \left| \iint_0^1 [g(\gamma_t) - g_\varepsilon(\gamma_t)] |\dot{\gamma}_t| dt d\Pi_n(\gamma) \right|^2 &\leq \iint_0^1 |g(\gamma_t) - g_\varepsilon(\gamma_t)| dt d\Pi_n(\gamma) \cdot \iint_0^1 |\dot{\gamma}_t|^2 dt d\Pi_n(\gamma) \\ &\leq \varepsilon \cdot \sup_n C_n \cdot \sup_n A_n \end{aligned}$$

for each $n \in \mathbb{N} \cup \{\infty\}$ with $\Pi_\infty := \Pi$ where C_n is the compression of the test plan Π_n and

$$A_n := \iint_0^1 |\dot{\gamma}_t|^2 dt d\Pi_n(\gamma) \leq \iint_0^1 |\dot{\gamma}_t|^2 dt d\Pi(\gamma) < \infty.$$

Due to the $\text{RCD}(K, \infty)$ -assumption, the compression of Π_n is bounded by the compression of Π times a constant depending on K and the diameter of the supporting set of Π . Thus

$$\iint_0^1 [g(\gamma_t) - g_\varepsilon(\gamma_t)] |\dot{\gamma}_t| dt d\Pi_n(\gamma) \rightarrow 0$$

uniformly in $n \in \mathbb{N} \cup \{\infty\}$ as $\varepsilon \rightarrow 0$.

It remains to prove (49) for bounded continuous g . This will be an immediate consequence of the weak convergence

$$d\pi_n(\gamma) := |\dot{\gamma}_t| dt d\Pi_n(\gamma) \rightarrow |\dot{\gamma}_t| dt d\Pi(\gamma) =: d\pi(\gamma) \quad (50)$$

as measures on the space $\mathbf{X} := [0, 1] \times \mathcal{C}([0, 1] \rightarrow X)$. To prove the latter, we first observe that the total mass of the measures π_n is uniformly bounded on \mathbf{X} since

$$\left(\int d\pi_n \right)^2 \leq \iint |\dot{\gamma}_t|^2 dt d\Pi_n(\gamma) \leq \iint |\dot{\gamma}_t|^2 dt d\Pi(\gamma) < \infty. \quad (51)$$

Properness of X (due to the $\text{RCD}(K, N)$ -assumption) and uniform boundedness of the supporting sets of Π_n then guarantees the existence of a subsequential limit π_∞ . Lower semicontinuity of the map $\gamma \mapsto |\dot{\gamma}_t|$ implies that $\pi_\infty \leq \pi$. Now assume that $\pi_\infty \neq \pi$. Then in particular $\pi_\infty \neq \pi$ on the set $\{(t, \gamma) : |\dot{\gamma}_t| \neq 0\}$. Once again using the lower semicontinuity of $\gamma \mapsto |\dot{\gamma}_t|$ this will imply

$$\liminf_{k \rightarrow \infty} \iint |\dot{\gamma}_t|^2 dt d\Pi_{n_k}(\gamma) = \int |\dot{\gamma}_t| d\pi_\infty > \int |\dot{\gamma}_t| d\pi = \iint |\dot{\gamma}_t|^2 dt d\Pi(\gamma)$$

which is a contradiction to (51) from above. Thus $\pi_\infty = \pi$ and hence (50) follows and so does in turn (49). \square

Given a bounded continuous $\psi \in W^{1,2}(X)$, let us consider the mm-space $(Y, \mathbf{d}'_Y, \mathbf{m}'_Y)$ with $\mathbf{m}'_Y = e^{2\psi}(\mathbf{m}|_Y) = (e^{2\psi}\mathbf{m})|_Y$ and $\mathbf{d}'_Y = (\mathbf{d}_Y)' = (\mathbf{d}')_Y$. On the level of the mm-spaces, it is clear that *restriction and time-change commute*. Hence, the time change of the reflected Brownian motion is equivalent to the reflected motion of the time changed process; and the time change of the Neumann heat flow is the Neumann version of the time changed heat flow.

Now let us have a closer look on the transformation of the curvature-dimension condition under time change and restriction.

Proposition 6.6. *Assume that $(X, \mathbf{d}, \mathbf{m})$ satisfies the $\text{RCD}(k, N)$ -condition for some finite number $N \geq 2$ and some lower bounded, continuous function k . Moreover, assume that Y is locally geodesically convex in (X, \mathbf{d}') where $\mathbf{d}' = e^\psi \odot \mathbf{d}$ for some $\psi \in \text{Lip}_b(X) \cap \mathcal{D}_{loc}^{\text{cont}}(\Delta)$. Then for any (extended) number $N' > N$, the mm-space $(Y, \mathbf{d}'_Y, \mathbf{m}'_Y)$ satisfies the $\text{RCD}(k', N')$ -condition and the $\text{BE}_2(k', N')$ -condition with*

$$k' := e^{-2\psi} \left[k - \Delta\psi - \frac{(N-2)(N'-2)}{N'-N} |\nabla\psi|^2 \right].$$

Proof. **i)** To get started, we first employ the equivalence of the Lagrangian and Eulerian formulation of curvature-dimension conditions as formulated in Theorem 3.4 to conclude that $(X, \mathbf{d}, \mathbf{m})$ satisfies the $\text{BE}_2(k, N)$ -condition.

ii) Next we apply our result on time change, Proposition 4.2 or [HS19], Theorem 1.1, to conclude that $(X, \mathbf{d}', \mathbf{m}')$ satisfies the $\text{BE}_2(k', N')$ -condition with the given N' and k' .

iii) Once again referring to Theorem 3.4 for the equivalence of the Lagrangian and Eulerian formulation, we conclude that $(X, \mathbf{d}', \mathbf{m}')$ satisfies the $\text{RCD}(k', N')$ -condition.

iv) In the Lagrangian formulation, it is obvious that a curvature-dimension condition is preserved under restriction to locally geodesically convex subsets. Since by assumption Y is locally geodesically convex in (X, \mathbf{d}') , it follows that $(Y, \mathbf{d}'_Y, \mathbf{m}'_Y)$ satisfies the $\text{RCD}(k', N')$ -condition.

v) In a final step, we once again employ Theorem 3.4 to conclude $\text{BE}_2(k', N')$, the Eulerian version of the curvature-dimension condition. \square

6.2 Time Re-Change

We are now going to make a “time re-change”: we transform the mm-space $(Y, \mathbf{d}'_Y, \mathbf{m}'_Y)$ into the mm-space $(X, \mathbf{d}_Y, \mathbf{m}_Y)$ by time change, now with $-\psi$ in the place of ψ and with (k', N') in the place of (k, N) .

The main challenge will arise from the two conflicting requirements:

- $|\nabla\psi| \neq 0$ on ∂Y in order to make use of the Convexification Theorem
- $\psi \in \mathcal{D}(\Delta^Y)$ (which essentially requires $|\nabla\psi| = 0$ on ∂Y) in order to control the Ricci curvature under the “time re-change”.

To overcome this conflict, we have developed the concept of $W^{-1,\infty}$ -valued Ricci bounds which will allow us to work with the distribution $\underline{\Delta}^Y \psi$. More precisely, the crucial

ingredient in our estimate will be the distribution $\underline{\Delta}^Y \psi|_{\partial Y} := \underline{\Delta}^Y \psi - \Delta \psi \mathbf{m}|_Y \in W^{-1,\infty}$ defined as

$$\langle \underline{\Delta}^Y \psi|_{\partial Y}, f \rangle := - \int_Y [\Gamma(\psi, f) + \Delta \psi f] d\mathbf{m} \quad (\forall f \in W^{1,1+}(Y)). \quad (52)$$

Note that this distribution indeed is supported on the boundary of Y in the sense that $\psi = \psi'$ on a neighborhood of ∂Y implies

$$\underline{\Delta}^Y \psi|_{\partial Y} = \underline{\Delta}^Y \psi'|_{\partial Y}. \quad (53)$$

Theorem 6.7. *Assume that $(X, \mathbf{d}, \mathbf{m})$ satisfies the $\text{RCD}(k, N)$ -condition for some finite number $N \geq 2$ and some lower bounded, continuous function k . Moreover, assume that Y is locally geodesically convex in (X, \mathbf{d}') where $\mathbf{d}' = e^\psi \odot \mathbf{d}$ for some $\psi \in \mathcal{D}_\infty^{\text{cont}}(\Delta)$ with $\psi = 0$ on ∂Y . Then the mm-space $(Y, \mathbf{d}_Y, \mathbf{m}_Y)$ satisfies the $\text{BE}_1(\kappa, \infty)$ -condition with*

$$\kappa = k \mathbf{m}_Y + \underline{\Delta}^Y \psi|_{\partial Y}. \quad (54)$$

Proof. i) Let $\psi \in \mathcal{D}_\infty^{\text{cont}}(\Delta)$, put $\mathbf{d}' = e^\psi \odot \mathbf{d}$ and $N' = 2(N - 1)$. Then according to Theorem 4.2, the mm-space $(X, \mathbf{d}', \mathbf{m}')$ satisfies the $\text{BE}_2(k', N')$ -condition with

$$k' = e^{-2\psi} [k - \Delta \psi - 2(N - 2)|\nabla \psi|^2].$$

Since by assumption Y is locally geodesically convex, according to the previous Proposition, the mm-space $(Y, \mathbf{d}'_Y, \mathbf{m}'_Y)$ also satisfies the $\text{BE}_2(k', N')$ -condition with the same k' .

On the space Y , let us now perform a time change with the weight function $-\psi$ (“time re-change”) to get back

$$\mathbf{d}_Y = e^{-\psi} \odot \mathbf{d}'_Y, \quad \mathbf{m}_Y = e^{-2\psi} \odot \mathbf{m}'_Y.$$

According to Theorem 4.7, the mm-space $(X, \mathbf{d}_Y, \mathbf{m}_Y)$ will satisfy $\text{BE}_1(\kappa, \infty)$ with

$$\begin{aligned} \kappa &= \left[k' - (N' - 2)|\nabla' \psi|^2 \right] \mathbf{m}'_Y + \underline{\Delta}'_Y \psi \\ &= \left[k - \Delta \psi - 4(N - 2)|\nabla \psi|^2 \right] \mathbf{m}_Y + \underline{\Delta}_Y \psi \\ &= \left[k - 4(N - 2)|\nabla \psi|^2 \right] \mathbf{m}_Y + \underline{\Delta}_Y \psi|_{\partial Y}. \end{aligned} \quad (55)$$

ii) In a final approximation step, we now want to get rid of the term $-4(N - 2)|\nabla \psi|^2 \mathbf{m}_Y$ in the previous distributional Ricci bound κ .

Given ψ as above, we define a sequence of functions ψ_n with the same properties as ψ , with $\psi_n = \psi$ on $\mathbf{B}_{1/n}(\partial Y)$, with $|\nabla \psi_n|$ being bounded, uniformly in n , and with

$$|\nabla \psi_n| \rightarrow 0 \quad \mathbf{m}\text{-a.e. on } Y$$

as $n \rightarrow \infty$. This can easily be achieved by means of the truncation functions from Lemma 4.4.

Then according to (34) in the previous part of this proof, for each $n \in \mathbb{N}$ the mm-space $(Y, \mathbf{d}_Y, \mathbf{m}_Y)$ satisfies the $\text{BE}_1(\kappa_n, \infty)$ -condition with

$$\begin{aligned} \kappa_n &= [k - 4(N - 2)|\nabla \psi_n|^2] \mathbf{m}_Y + \underline{\Delta}^Y \psi_n|_{\partial Y} \\ &= [k - 4(N - 2)|\nabla \psi_n|^2] \mathbf{m}_Y + \underline{\Delta}^Y \psi|_{\partial Y} \end{aligned}$$

where the last equality is due to (53). Since the mm-space under consideration does not depend on n , this obviously implies the $\text{BE}_1(\kappa, \infty)$ -condition with $\kappa = k \mathbf{m}_Y + \underline{\Delta}^Y \psi|_{\partial Y}$. \square

Summary. Let us illustrate the strategy of the argumentation for the proof of the previous Theorem 6.7 in a diagram.

$$\begin{array}{ccc}
(X, \mathbf{d}, \mathbf{m}) & \text{CD}(k, N) & \Rightarrow & \text{BE}_2(k, N) \\
\downarrow & & & \downarrow \\
\text{time change, convexification} & & & \\
\downarrow & & & \\
(X, \mathbf{d}', \mathbf{m}') & \text{CD}(k', N') & \Leftarrow & \text{BE}_2(k', N') \\
\downarrow & & & \\
\text{restriction to convex subset} & & & \downarrow \\
\downarrow & & & \\
(Y, \mathbf{d}'_Y, \mathbf{m}'_Y) & \text{CD}(k', N') & \Rightarrow & \text{BE}_2(k', N') \\
\downarrow & & & \downarrow \\
\text{time re-change} & & & \\
\downarrow & & & \\
(Y, \mathbf{d}_Y, \mathbf{m}_Y) & & & \text{BE}_1(\kappa, \infty)
\end{array}$$

where $m' = e^{2\psi}m$, $\mathbf{d}'(x, y) = (e^\psi \odot \mathbf{d})(x, y) := \inf_{\gamma_0=x, \gamma_1=y} \int_0^1 e^{\psi(\gamma_s)} |\dot{\gamma}_s| ds$.

Corollary 6.8. *Under the assumptions of the previous Theorem, the (“Neumann”) heat semigroup on $(Y, \mathbf{d}_Y, \mathbf{m}_Y)$ satisfies a gradient estimate of the type:*

$$|\nabla P_t^Y f|(x) \leq \mathbb{E}_x \left[e^{-\frac{1}{2} \int_0^{2t} k(B_s^Y) ds + N_{2t}^{\partial Y, \psi}} \cdot |\nabla f(B_{2t}^Y)| \right] \quad (56)$$

with

$$\begin{aligned}
N_t^{\partial Y, \psi} &:= N_t^{Y, \psi} - \frac{1}{2} \int_0^t \Delta \psi(B_s^Y) ds \\
&= \psi(B_t^Y) - \psi(B_0^Y) - M_t^{Y, \psi} - \frac{1}{2} \int_0^t \Delta \psi(B_s^Y) ds
\end{aligned} \quad (57)$$

where $M^{Y, \psi}$ and $N^{Y, \psi}$ denote the local martingale and local additive functional of vanishing quadratic variation w.r.t. (\mathbb{P}_x^Y, B_t^Y) in the Fukushima decomposition of $\psi(B_t^Y)$.

Example 6.9. *Consider a time-change of the standard 2-dimensional metric measure space $(\mathbb{R}^2, \mathbf{d}_{\text{Euc}}, \mathbf{m}_{\text{Leb}})$ induced by a function $\psi : \mathbb{R}^2 \rightarrow \mathbb{R}$ where $\psi(x_1, x_2) = \varphi(x_1) \cdot \eta(x_2)$ for some $\varphi, \eta \in \mathcal{C}^2(\mathbb{R})$ with $\eta(0) = 0$ and $\eta'(0) = 1$. Recall that the time-changed mm-space $(\mathbb{R}^2, \mathbf{d}', \mathbf{m}')$ with $\mathbf{d}' := e^\psi \odot \mathbf{d}_{\text{Euc}}$, $\mathbf{m}' := e^{2\psi} \mathbf{m}_{\text{Leb}}$ satisfies $\text{BE}_1(k, \infty)$ with*

$$k = -e^{-2\psi} \Delta \psi = -e^{-2\varphi\eta} (\varphi'' \eta + \varphi \eta'').$$

Now consider the restriction to the upper halfplane $Y = \mathbb{R} \times \mathbb{R}_+$ which is convex w.r.t. \mathbf{d}_{Euc} but highly non-convex w.r.t. \mathbf{d}' . According to Theorem 6.7 (applied to \mathbf{d}' and \mathbf{d}_{Euc} in the place of \mathbf{d} and \mathbf{d}' , resp., and with ψ replaced by $-\psi$), the boundary effect amounts in an additional contribution in the Ricci bound given by

$$-\underline{\Delta}_\infty^Y \psi|_{\partial Y} = -\underline{\Delta}^Y \psi|_{\partial Y} = -(\varphi \mathcal{L}^1) \otimes \delta_0.$$

Indeed, the distribution in turn can be identified with the signed measure since for sufficiently smooth $f : \mathbb{R}^2 \rightarrow \mathbb{R}$,

$$\begin{aligned} \langle -\underline{\Delta}^Y \psi|_{\partial Y}, f \rangle &= \int_Y [\nabla \psi + f \Delta \psi] d\mathbf{m} \\ &= \int_{\mathbb{R}} \left[\varphi \int_{\mathbb{R}_+} [\eta' f' + f \eta''] dx_1 \right] dx_2 = - \int_{\mathbb{R}} \left[\varphi(x_1) \eta'(0) f(x_1, 0) \right] dx_2. \end{aligned}$$

6.3 Boundary Measure and Boundary Local Time

Let $V : X \rightarrow \mathbb{R}$ denote the *signed distance function* from ∂Y (being positive outside Y and negative in the interior of Y), i.e.,

$$V := d(\cdot, Y) - d(\cdot, X \setminus Y).$$

Then $V^+ := d(\cdot, Y)$ and $V^- := d(\cdot, X \setminus Y)$.

We say that Y has the $W^{1,1+}$ -*extension property* if $W^{1,1+}(Y) = W^{1,1+}(X)|_Y$, that is, if every function $u \in W^{1,1+}(Y)$ can be extended to a function $u' \in W^{1,1+}(X)$ such that $u'|_Y = u$. We say that Y has *regular boundary* if it has the $W^{1,1+}$ -extension property and if $V \in \mathcal{D}_{\infty}^{\text{cont}}(\Delta)$.

Lemma 6.10. *Assume that Y has regular boundary.*

i) *Then the distribution $-\underline{\Delta}^Y V|_{\partial Y}$ is given by a nonnegative measure σ supported on ∂Y , denoted henceforth by $\sigma_{\partial Y}$ and called surface measure of ∂Y .*

More precisely, there exists a nonnegative Borel measure σ on X which is supported on ∂Y and which does not charge sets of vanishing capacity such that for all bounded, quasi-continuous $f \in \mathcal{D}(\mathcal{E})$

$$\begin{aligned} \int_{\partial Y} f d\sigma &= -\langle \underline{\Delta}^Y V|_{\partial Y}, f \rangle := \int_Y [\Gamma(V, f) + \Delta V f] d\mathbf{m} \\ &= - \int_{X \setminus Y} [\Gamma(V, f) + \Delta V f] d\mathbf{m}. \end{aligned}$$

ii) *The local additive functional of vanishing quadratic variation $N^{\partial Y, -V}$ as defined in (57) (with $-V$ in the place of ψ) coincides with the PCAF (= “positive continuous additive functional”) associated to $\sigma_{\partial Y}$ via Revuz correspondence (w.r.t. the Brownian motion (\mathbb{P}_x^Y, B_t^Y) on Y) which henceforth will be denoted by $L^{\partial Y} = (L_t^{\partial Y})_{t \geq 0}$ and called local time of ∂Y . In other words,*

$$L_t^{\partial Y} = V(B_0^Y) - V(B_t^Y) + \frac{1}{2} \int_0^t \Delta V(B_s^Y) ds + \text{local martingale}.$$

Proof. **i)** The equality $\int_Y [\Gamma(V, f) + \Delta V f] d\mathbf{m} = - \int_{X \setminus Y} [\Gamma(V, f) + \Delta V f] d\mathbf{m}$ obviously

holds for all $V \in \mathcal{D}(\Delta)$ and $f \in \mathcal{D}(\mathcal{E})$. On the open set $X \setminus Y$, locality of Δ implies

$$\begin{aligned} - \int_{X \setminus Y} \Gamma(V, f) \, d\mathbf{m} &= - \int_{\{V > 0\}} \Gamma(V^+, f) \, d\mathbf{m} \\ &= \lim_{t \rightarrow 0} \frac{1}{t} \int_{\{V > 0\}} (P_t V^+ - V^+) f \, d\mathbf{m} \\ &\geq \lim_{t \rightarrow 0} \frac{1}{t} \int_{\{V > 0\}} (P_t V - V) f \, d\mathbf{m} \\ &= \int_{\{V > 0\}} \Delta V f \, d\mathbf{m} \end{aligned}$$

for nonnegative $f \in \mathcal{D}(\mathcal{E})$. In other words, $\int_Y [\Gamma(V, f) + \Delta V f] \, d\mathbf{m} \geq 0$. This extends to all nonnegative $f \in W^{1,1+}(X)$ if $\Gamma(V), \Delta V \in L^\infty(X)$. Moreover, due to the extension property which we assumed, it extends to all nonnegative $f \in W^{1,1+}(Y)$. Thus

$$-\langle \underline{\Delta}^Y V|_{\partial Y}, f \rangle \geq 0$$

for all nonnegative $f \in W^{1,1+}(Y)$. According to the Riesz-Markov-Kakutani Representation theorem, the distribution $-\underline{\Delta}^Y V|_{\partial Y}$ therefore is given by a Borel measure on X , say σ . Obviously, this measure is supported by ∂Y .

Moreover, on each set $X' \subset X$ of finite volume, this measure σ has finite energy:

$$\left| \int f \, d\sigma \right| = \left| \langle \underline{\Delta}^Y V|_{\partial Y}, f \rangle \right| \leq C \cdot \|f\|_{W^{1,1+}} \leq C \cdot \mathbf{m}(X')^{1/2} \cdot \mathcal{E}(f)^{1/2}$$

for all $f \in \mathcal{D}(\mathcal{E})$ which are supported in X' . Thus σ does not charge sets of vanishing capacity, [FOT11], Lemma 2.2.3.

ii) The fact that $-\underline{\Delta}^Y V|_{\partial Y}$ is a nonnegative measure (of finite energy) implies that $\underline{\Delta}^Y V$ is a signed measure (of finite energy). Hence, $\underline{\Delta}^Y V$ and $N^{Y,V}$ are related to each other via Revuz correspondence. And of course the signed measure $\Delta V \mathbf{m}_Y$ corresponds to the additive functional $(\int_0^t \Delta V(B_s^Y) ds)_{t \geq 0}$. \square

Lemma 6.11. *Assume that the “integration-by-parts formula” holds true for Y with some measure σ on ∂Y (charging no sets of vanishing capacity): $\forall f \in \mathcal{D}(\Delta), g \in \mathcal{D}(\mathcal{E})$*

$$\int_Y \Gamma(f, g) \, d\mathbf{m} + \int_Y \Delta f g \, d\mathbf{m} = \int_{\partial Y} \tilde{\Gamma}(f, V) \tilde{g} \, d\sigma \quad (58)$$

with \tilde{g} and $\tilde{\Gamma}(f, V)$ denoting the quasi continuous versions of g and $\Gamma(f, V)$, resp. Then $\sigma = \sigma_{\partial Y}$.

Note that for $f \in \mathcal{D}(\Delta^Y)$, the above formula – with vanishing RHS – is trivial.

Proof. Applying the Integration-by-Parts formula to $f = V$ yields

$$\int_Y \Gamma(V, g) \, d\mathbf{m} + \int_Y \Delta V g \, d\mathbf{m} = \int_{\partial Y} \tilde{g} \, d\sigma$$

which proves that the distribution $-\underline{\Delta}^Y V|_{\partial Y}$ is represented by the measure σ and thus $\sigma = \sigma_{\partial Y}$ \square

Example 6.12. Let X be a n -dimensional Riemannian manifold, \mathbf{d} be the Riemannian distance, \mathbf{m} be the n -dimensional Riemannian volume measure, and Y be a bounded subset with C^1 -smooth boundary. Then $\sigma_{\partial Y}$ is the $(n-1)$ -dimensional surface measure of ∂Y .

Lemma 6.13. Assume that $\psi = \ell V$ with V as in Lemma 6.10 above and $\ell \in \mathcal{D}_\infty^{\text{cont}}(\Delta)$.

i) Then

$$-\underline{\Delta}^Y \psi|_{\partial Y} = \ell \sigma_{\partial Y}.$$

ii) Moreover, with $(N_t^{\partial Y, \psi})_{t \geq 0}$ and $(N_t^{\partial V, \psi})_{t \geq 0}$ defined as in (57),

$$N_t^{\partial Y, \psi} = \int_0^t \ell(B_s^Y) dN_s^{\partial Y, V} = - \int_0^t \ell(B_s^Y) dL_s^{\partial Y}.$$

Proof. i) For each quasi continuous $f \in W^{1,1+}(X) \cap W^{1,2}(X)$

$$\begin{aligned} -\langle \underline{\Delta}^Y \psi|_{\partial Y}, f \rangle &= \int_Y [\Gamma(\ell V, f) + \Delta(\ell V) f] d\mathbf{m} \\ &= \int_Y [\Gamma(V, \ell f) + \Delta V \ell f] d\mathbf{m} + \int_Y [\Gamma(\ell, V f) + \Delta \ell V f] d\mathbf{m} \\ &= -\langle \underline{\Delta}^Y V|_{\partial Y}, \ell f \rangle - \int_X [\Gamma(\ell, V^- f) + \Delta \ell V^- f] d\mathbf{m} \\ &= \int_{\partial Y} \ell f d\sigma_{\partial Y} + 0 \end{aligned}$$

where for the last step we also have chosen ℓ to be quasi continuous.

ii) Fukushima decomposition w.r.t. Brownian motion on Y and Leibniz rule for stochastic integrals applied to $\psi = \ell V$ yield

$$\begin{aligned} d\psi(B_t^Y) &= dN_t^{\partial Y, \psi} + \frac{1}{2} \Delta \psi(B_t^Y) dt + \text{loc. mart.} \\ &= dN_t^{\partial Y, \psi} + \frac{1}{2} (\ell \Delta V)(B_t^Y) dt + \frac{1}{2} (V \Delta \ell)(B_t^Y) dt + \Gamma(\ell, V)(B_t^Y) dt + \text{loc. mart.} \end{aligned}$$

as well as

$$d\psi(B_t^Y) = \ell(B_t^Y) dV(B_t^Y) + V(B_t^Y) d\ell(B_t^Y) + \Gamma(\ell, V)(B_t^Y) dt + \text{loc. mart.}$$

Taking into account that

$$\frac{1}{2} (V \Delta \ell)(B_t^Y) dt = V d\ell(B_t^Y) + \text{loc. mart.}$$

since $V = 0$ on ∂Y , we end up with

$$dN_t^{\partial Y, \psi} = \ell(B_t^Y) dV(B_t^Y) - \frac{1}{2} (\ell \Delta V)(B_t^Y) dt = -\ell(B_t^Y) dL_t^{\partial Y}.$$

This is the claim. □

Recall from Definition 5.12 that a function $\ell : X \rightarrow \mathbb{R}$ is a lower bound for the curvature of ∂Y if for each $\epsilon > 0$ there exists an exterior neighborhood D of ∂Y such that V is $(\ell - \epsilon)$ -convex in D .

Theorem 6.14. *Assume that $(X, \mathbf{d}, \mathbf{m})$ satisfies the $\text{RCD}(k, N)$ -condition for some finite number $N \geq 2$ and some lower bounded, continuous function k . Moreover, assume that Y has a regular boundary and that $\ell \in \mathcal{D}_\infty^{\text{cont}}(\Delta)$ is a lower bound for the curvature of ∂Y . Then the mm-space $(Y, \mathbf{d}_Y, \mathbf{m}_Y)$ satisfies the $\text{BE}_1(\kappa, \infty)$ -condition with*

$$\kappa = k \mathbf{m}_Y + \ell \sigma_{\partial Y}.$$

Proof. According to Theorem 5.19, for each $\epsilon > 0$, we can apply the previous Theorem 6.7 with $\psi := (\epsilon - \ell)V$. In this case, obviously $\psi \in \mathcal{D}_\infty^{\text{cont}}(\Delta)$. Thus $(Y, \mathbf{d}_Y, \mathbf{m}_Y)$ satisfies the $\text{BE}_1(\kappa, \infty)$ -condition with

$$\kappa = k \mathbf{m}_Y + \underline{\Delta}^Y((\epsilon - \ell)V)|_{\partial Y}.$$

Since this holds for every $\epsilon > 0$, it follows that $(Y, \mathbf{d}_Y, \mathbf{m}_Y)$ satisfies the $\text{BE}_1(\kappa, \infty)$ -condition with

$$\kappa = k \mathbf{m}_Y - \underline{\Delta}^Y(\ell V)|_{\partial Y}.$$

According to the previous Lemma, the distribution $-\underline{\Delta}^Y(\ell V)|_{\partial Y}$ is given by the weighted measure $\ell \sigma_{\partial Y}$. This proves the claim. \square

Corollary 6.15. *Under the assumptions of the previous Theorem, the heat semigroup on $(Y, \mathbf{d}_Y, \mathbf{m}_Y)$ satisfies the following gradient estimate:*

$$|\nabla P_{t/2}^Y f|(x) \leq \mathbb{E}_x^Y \left[e^{-\frac{1}{2} \int_0^t k(B_s^Y) ds - \frac{1}{2} \int_0^t \ell(B_s^Y) dL_s^{\partial Y}} \cdot |\nabla f(B_t^Y)| \right]. \quad (59)$$

Recall that $(L_t^{\partial Y})_{t \geq 0}$, the local time of ∂Y , is defined via Revuz correspondence w.r.t. the (“reflected”) Brownian motion $(\mathbb{P}_x^Y, B_t^Y)_{t, x}$ on Y as the PCAF associated with the surface measure $\sigma_{\partial Y}$.

Remark 6.16. i) *The first estimate of the above type (59) has been derived in the setting of smooth Riemannian manifolds by E. P. Hsu [Hsu02] in terms of Brownian motions and their local times. For more recent results of this type in the setting of (weighted) Riemannian manifolds, see [Wan14], e.g. Thm. 3.3.1.*

ii) *In the setting of smooth Riemannian manifolds, inspired by the integration by parts formula, B. Han [Han2018] was the first to propose the definition of a measure-valued Ricci tensor which involves the second fundamental form integrated with respect to the boundary measure.*

iii) *For the sake of clarity of presentation we have restricted ourselves in this subsection to the choice $V = \pm(\cdot, \partial Y)$. However, instead of that, one may choose any sufficiently regular function V which coincides with the signed distance function in a neighborhood of the boundary. More generally, the Convexification Theorem allows us to choose any function V with $|\nabla V|(x) \rightarrow 1$ for $x \rightarrow \partial Y$.*

iv) *Note that the previous Theorem and Corollary require that the underlying space $(X, \mathbf{d}, \mathbf{m})$ satisfies the $\text{RCD}(k, N)$ -condition for some finite N and that our proof strongly depends on finiteness of N . However, the value of N does not enter the final estimates.*

Let us finally illustrate our results in the two prime examples, the ball and the complement of the ball. To simplify the presentation, we will formulate the results in the setting of $\text{RCD}(0, N)$ spaces for $N \in \mathbb{N}$ with the $\text{CAT}(1)$ -property (or $\text{RCD}(-1, N)$ spaces with the $\text{CAT}(0)$ -property). The extension to $\text{RCD}(K, N)$ spaces with sectional curvature bounded from above by K' is straightforward.

Example 6.17. i) Consider $Y = \bar{B}_r(z)$ for some $z \in X$ and $r \in (0, \pi/4)$ where $(X, \mathbf{d}, \mathbf{m})$ is an N -dimensional Alexandrov space with nonnegative Ricci curvature and sectional curvature bounded from above by 1 (in particular, $\mathbf{m} = \mathcal{H}^N$). Then

$$|\nabla P_{t/2}^Y f|(x) \leq \mathbb{E}_x^Y \left[e^{-\frac{\cot r}{2} L_t^{\partial Y}} \cdot |\nabla f(B_t^Y)| \right].$$

In particular, $\text{Lip}(P_{t/2}^Y f) / \text{Lip}(f) \leq \sup_x \mathbb{E}_x^Y \left[e^{-\frac{\cot r}{2} L_t^{\partial Y}} \right]$ and

$$\frac{|\nabla P_{t/2}^Y f|^2(x)}{P_{t/2}^Y |\nabla f|^2(x)} \leq \mathbb{E}_x^Y \left[e^{-\cot r \cdot L_t^{\partial Y}} \right] \leq e^{-t \frac{N-1}{2} \cot^2 r + 1}. \quad (60)$$

ii) Consider $Y = X \setminus B_r(z)$ for some $z \in X$ and $r \in (0, \infty)$ where $(X, \mathbf{d}, \mathbf{m})$ is a N -dimensional Alexandrov space with $N \geq 3$, with Ricci curvature bounded from below by -1 , and with nonpositive sectional curvature (in particular, $\mathbf{m} = \mathcal{H}^N$). Then

$$|\nabla P_{t/2}^Y f|(x) \leq \mathbb{E}_x^Y \left[e^{t/2 + \frac{1}{2r} L_t^{\partial Y}} \cdot |\nabla f(B_t^Y)| \right].$$

In particular, $\text{Lip}(P_{t/2}^Y f) / \text{Lip}(f) \leq \sup_x \mathbb{E}_x^Y \left[e^{t/2 + \frac{1}{2r} L_t^{\partial Y}} \right]$ and

$$\frac{|\nabla P_{t/2}^Y f|^2(x)}{P_{t/2}^Y |\nabla f|^2(x)} \leq \mathbb{E}_x^Y \left[e^{t + \frac{1}{r} L_t^{\partial Y}} \right] \leq e^{Ct + C'\sqrt{t}}. \quad (61)$$

Let us emphasize that in the latter setting, no estimate of the form

$$\frac{|\nabla P_{t/2}^Y f|^2(x)}{P_{t/2}^Y |\nabla f|^2(x)} \leq e^{Ct}.$$

can exist.

Proof. i) It remains to prove the second inequality in (60). Put

$$V(x) = \frac{1}{\sin r} (\cos r - \cos \mathbf{d}(x, z)).$$

Then $V = 0$ and $|\nabla V| = 1$ on ∂Y . Thus

$$V(B_t^Y) = V(B_0^Y) + M_t^{Y,V} + \frac{1}{2} \int_0^t \Delta V(B_s^Y) ds - L_t^{\partial Y}$$

where $M^{Y,V}$ is a martingale with quadratic variation $\langle M^{Y,V} \rangle_t = \int_0^t \Gamma(V)(B_s^Y) ds \leq t$. Note that $|V(B_t^Y) - V(B_0^Y)| \leq \frac{1}{\sin r} (1 - \cos r) \leq r$ and, by Laplace comparison, $\frac{1}{2} \int_0^t \Delta V(B_s^Y) ds \geq \frac{Nt}{2} \cot r$. Therefore

$$e^{-\cot r L_t^{\partial Y}} \leq e^{\cot r M_t^{Y,V} - \frac{Nt}{2r} \cot^2 r + 1}$$

and hence

$$\mathbb{E}_x e^{-\cot r L_t^{\partial Y}} \leq e^{\frac{t}{2} \cot^2 r - \frac{Nt}{2} \cot^2 r + 1} \cdot \mathbb{E}_x e^{-\cot r M_t^{Y,V} - \frac{\cot^2 r}{2} \langle M^{Y,V} \rangle_t} \leq e^{-\frac{(N-1)t}{2} \cot^2 r + 1}.$$

ii) Put

$$V(x) = \frac{r^{N-1}}{N-2} (\mathbf{d}^{2-N}(x, z) - r^{2-N}).$$

Then $V = 0$ and $|\nabla V| = 1$ on ∂Y . Moreover, $|V(B_t^Y) - V(B_0^Y)| \leq \frac{r}{N-2}$ and $\Delta V \leq 0$ by Laplace comparison. Thus

$$L_t^{\partial Y} \leq V(B_0^Y) - V(B_t^Y) + M_t^{Y,V}$$

with $\langle M^{Y,V} \rangle_t \leq t$ and, therefore,

$$\begin{aligned} \mathbb{E}_x e^{\frac{1}{r} L_t^{\partial Y}} &\leq e^{\frac{1}{r^2} t} \cdot \left[\mathbb{E}_x e^{\frac{2}{r} M_t^{Y,V} - \frac{2}{r^2} \langle M^{Y,V} \rangle_t} \right]^{1/2} \cdot \left[\mathbb{E}_x e^{\frac{2}{r} (V(B_0^Y) - V(B_t^Y))} \right]^{1/2} \\ &\leq e^{\frac{1}{r^2} t} \cdot e^{\frac{e}{r} \mathbb{E}_x [V(B_0^Y) - V(B_t^Y)]}, \end{aligned}$$

where the last inequality follows from the fact that $|\frac{2}{r}(V(B_0^Y) - V(B_t^Y))| \leq 1$. To estimate $\mathbb{E}_x [V(B_0^Y) - V(B_t^Y)]$, we apply the Laplace comparison to the function

$$V^2(y) = \frac{r^{2N-2}}{(N-2)^2} \cdot (\mathbf{d}^{2-N}(y, z) - r^{2-N})^2$$

which yields

$$\Delta V^2(y) \leq 2 + \frac{N}{N-2} \mathbf{d}(y, z) \coth \mathbf{d}(y, z) \leq 5.$$

Therefore, taking into account that $V(x) \leq 0$,

$$\begin{aligned} \mathbb{E}_x [V(B_0^Y) - V(B_t^Y)] &\leq V(x) + \mathbb{E}_x [V^2(B_t^Y)]^{1/2} \\ &= V(x) + \mathbb{E}_x \left[V^2(x) + \frac{1}{2} \int_0^t \Delta V^2(B_s^Y) ds \right]^{1/2} \\ &\leq \mathbb{E}_x \left[\frac{1}{2} \int_0^t (\Delta V^2)_+(B_s^Y) ds \right]^{1/2} \leq \sqrt{\frac{5}{2} t}. \end{aligned}$$

Thus $\mathbb{E}_x e^{\frac{1}{r} L_t^{\partial Y}} \leq e^{Ct + C' \sqrt{t}}$. □

Corollary 6.18. *In the setting of the previous Example 6.17 i), the effect of the boundary curvature results in a lower bound for the spectral gap:*

$$\lambda_1 \geq \frac{N-1}{2} \cot^2 r.$$

Let us emphasize that without taking into account the curvature of the boundary, no positive lower bound for λ_1 will be available.

Proof. In the gradient estimate for the heat flow on the ball $Y = \bar{\mathbf{B}}_r(z)$, the boundary curvature causes an exponential decay:

$$|\nabla P_t^Y f|^2(x) \leq e^{-t(N-1) \cot^2 r + 1} P_t^Y |\nabla f|^2(x)$$

for each f and $x \in Y$, and $P_t^Y |\nabla f|^2(x) \rightarrow \frac{1}{\mathbf{m}(Y)} \int_Y |\nabla f|^2 \mathbf{m}$ as $t \rightarrow \infty$. On the other hand, by spectral calculus

$$|\nabla P_t^Y f_1|^2(x) = e^{-2\lambda_1 t} |\nabla f_1|^2(x).$$

for the eigenfunction f_1 corresponding to the first non-zero eigenvalue λ_1 . □

References

- [ADM14] L. AMBROSIO AND S. DI MARINO. *Equivalent definitions of BV space and of total variation on metric measure spaces*. J. Funct. Anal. **266** (2014), no. 7, 4150–4188.
- [AG⁺15] L. AMBROSIO, N. GIGLI, A. MONDINO AND T. RAJALA. *Riemannian Ricci curvature lower bounds in metric measure spaces with σ -finite measure*. Trans. Amer. Math. Soc. **367** (2015), no. 7, 4661–4701.
- [AGS08] L. AMBROSIO, N. GIGLI AND G. SAVARÉ. *Gradient flows in metric spaces and in the space of probability measures*. Second edition. Lectures in Mathematics ETH Zürich. Birkhäuser Verlag, Basel, 2008.
- [AGS14a] L. AMBROSIO, N. GIGLI AND G. SAVARÉ. *Calculus and heat flow in metric measure spaces and applications to spaces with Ricci bounds from below*. Invent. Math. **195** (2014), no. 2, 289–391.
- [AGS14b] L. AMBROSIO, N. GIGLI AND G. SAVARÉ. *Metric measure spaces with Riemannian Ricci curvature bounded from below*. Duke Math. J. **163** (2014), no. 7, 1405–1490.
- [AGS15] L. AMBROSIO, N. GIGLI AND G. SAVARÉ. *Bakry–Émery curvature-dimension condition and Riemannian Ricci curvature bounds*. Ann. Probab. **43** (2015), no. 1, 339–404.
- [AMS16] L. AMBROSIO, A. MONDINO AND G. SAVARÉ. *On the Bakry–Émery condition, the gradient estimates and the local-to-global property of $\text{RCD}^*(K, N)$ metric measure spaces*. J. Geom. Anal. **26** (2016), no. 1, 24–56.
- [BHS19] M. BRAUN, K. HABERMANN AND K.-T. STURM. *Optimal transport, gradient estimates, and pathwise Brownian coupling on spaces with variable Ricci bounds*. Preprint, arXiv:1906.09186, 2019.
- [BS18] E. BRUÈ AND D. SEMOLA. *Constancy of the dimension for $\text{RCD}(K, N)$ spaces via regularity of Lagrangian flows*. To appear in Comm. Pure Appl. Math. Preprint, arXiv:1804.07128, 2018
- [CM16] F. CAVALLETTI AND A. MONDINO. *Measure rigidity of Ricci curvature lower bounds*. Adv. Math. **286** (2016), 430–480.
- [CF12] Z.-Q. CHEN AND M. FUKUSHIMA. *Symmetric Markov processes, time change, and boundary theory*. London Mathematical Society Monographs Series, 35. Princeton University Press, Princeton, NJ, 2012.
- [CZ02] Z.-Q. CHEN AND T.-S. ZHANG. *Girsanov and Feynman-Kac type transformations for symmetric Markov processes*. Ann. Inst. H. Poincaré Probab. Statist. **38** (2002), no. 4, 475–505.
- [Dav89] E. B. DAVIES. *Heat kernels and spectral theory*. Cambridge Tracts in Mathematics, 92. Cambridge University Press, Cambridge, 1990.

- [EKS15] M. ERBAR, K. KUWADA AND K.-T. STURM. *On the equivalence of the entropic curvature-dimension condition and Bochner's inequality on metric measure spaces*. Invent. Math. **201** (2015), no. 3, 993–1071.
- [ES17] M. ERBAR AND K.-T. STURM. *Rigidity of cones with bounded Ricci curvature*. To appear in J. Eur. Math. Soc. Preprint, arXiv:1712.08093, 2017.
- [FOT11] M. FUKUSHIMA, Y. OSHIMA AND M. TAKEDA. *Dirichlet forms and symmetric Markov processes*. Second revised and extended edition. De Gruyter Studies in Mathematics, 19. Walter de Gruyter & Co., Berlin, 2011.
- [Gig13] N. GIGLI. *The splitting theorem in non-smooth context*. Preprint, arXiv:1302.5555, 2013.
- [Gig18] N. GIGLI. *Nonsmooth differential geometry—an approach tailored for spaces with Ricci curvature bounded from below*. Mem. Amer. Math. Soc. **251** (2018), no. 1196, v+161 pp.
- [GH16] N. GIGLI AND B.-X. HAN. *Independence on p of weak upper gradients on RCD spaces*. J. Funct. Anal. **271** (2016), no. 1, 1–11.
- [GRS16] N. GIGLI, T. RAJALA AND K.-T. STURM. *Optimal maps and exponentiation on finite-dimensional spaces with Ricci curvature bounded from below*. J. Geom. Anal. **26** (2016), no. 4, 2914–2929.
- [Han2018] B.-X. HAN. *Ricci tensor on $\text{RCD}^*(K, N)$ spaces*. J. Geom. Anal. **28** (2018), no. 2, 1295–1314.
- [HS19] B.-X. HAN AND K.-T. STURM. *Curvature-dimension conditions for diffusions under time change*. Preprint, arXiv:1907.05761, 2019.
- [Hsu02] E. P. HSU. *Multiplicative functional for the heat equation on manifolds with boundary*. Michigan Math. J. **50** (2002), no. 2, 351–367.
- [Ket15a] C. KETTERER. *Cones over metric measure spaces and the maximal diameter theorem*. J. Math. Pures Appl. (9) **103** (2015), no. 5, 1228–1275.
- [Ket15b] C. KETTERER. *Obata's rigidity theorem for metric measure spaces*. Anal. Geom. Metr. Spaces **3** (2015), no. 1, 278–295.
- [KS18] E. KOPFER AND K.-T. STURM. *Heat flow on time-dependent metric measure spaces and super-Ricci flows*. Comm. Pure Appl. Math. **71** (2018), no. 12, 2500–2608.
- [KS19] E. KOPFER AND K.-T. STURM. *Functional inequalities for the heat flow on time-dependent metric measure spaces*. Preprint, arXiv:1907.06184, 2019.
- [LS18] J. LIERL AND K.-T. STURM. *Neumann heat flow and gradient flow for the entropy on non-convex domains*. Calc. Var. Partial Differential Equations **57** (2018), no. 1, Art. 25, 22 pp.

- [LV09] J. LOTT AND C. VILLANI. *Ricci curvature for metric-measure spaces via optimal transport*. Ann. of Math. (2) **169** (2009), no. 3, 903–991.
- [MN19] A. MONDINO AND A. NABER. *Structure theory of metric measure spaces with lower Ricci curvature bounds*. J. Eur. Math. Soc. (JEMS) **21** (2019), no. 6, 1809–1854.
- [Sav14] G. SAVARÉ. *Self-improvement of the Bakry–Émery condition and Wasserstein contraction of the heat flow in $\text{RCD}(K, \infty)$ metric measure spaces*. Discrete Contin. Dyn. Syst. **34** (2014), no. 4, 1641–1661.
- [Stu06a] K.-T. STURM. *On the geometry of metric measure spaces. I*. Acta Math. **196** (2006), no. 1, 65–131.
- [Stu06b] K.-T. STURM. *On the geometry of metric measure spaces. II*. Acta Math. **196** (2006), no. 1, 133–177.
- [Stu15] K.-T. STURM. *Metric measure spaces with variable Ricci bounds and couplings of Brownian motions*. Festschrift Masatoshi Fukushima, 553–575, Interdiscip. Math. Sci., 17, World Sci. Publ., Hackensack, NJ, 2015.
- [Stu18a] K.-T. STURM. *Gradient flows for semiconvex functions on metric measure spaces—existence, uniqueness, and Lipschitz continuity*. Proc. Amer. Math. Soc. **146** (2018), no. 9, 3985–3994.
- [Stu18b] K.-T. STURM. *Super-Ricci flows for metric measure spaces*. J. Funct. Anal. **275** (2018), no. 12, 3504–3569.
- [Wan14] F.-Y. WANG. *Analysis for diffusion processes on Riemannian manifolds*. Advanced Series on Statistical Science & Applied Probability, 18. World Scientific Publishing Co. Pte. Ltd., Hackensack, NJ, 2014.