

# EDGE-LOCALIZED STATES ON QUANTUM GRAPHS IN THE LIMIT OF LARGE MASS

GREGORY BERKOLAIKO, JEREMY L. MARZUOLA, AND DMITRY E. PELINOVSKY

ABSTRACT. In this work, we construct and quantify asymptotically in the limit of large mass a variety of edge-localized stationary states of the focusing nonlinear Schrödinger equation on a quantum graph. The method is applicable to general bounded and unbounded graphs. The solutions are constructed by matching a localized large amplitude elliptic function on a single edge with an exponentially smaller remainder on the rest of the graph. This is done by studying the intersections of Dirichlet-to-Neumann manifolds (nonlinear analogues of Dirichlet-to-Neumann maps) corresponding to the two parts of the graph. For the quantum graph with a given set of pendant, looping, and internal edges, we find the edge on which the state of smallest energy at fixed mass is localized. Numerical studies of several examples are used to illustrate the analytical results.

## 1. INTRODUCTION

Here we study stationary states of the focusing cubic nonlinear Schrödinger (NLS) equation on a quantum graph  $\Gamma$ . The cubic NLS equation can be written in the normalized form:

$$(1.1) \quad iU_t + \Delta U + 2|U|^2U = 0,$$

where  $U(x, t) : \Gamma \times \mathbb{R} \mapsto \mathbb{C}$  is the wave function and  $\Delta$  is the Laplacian operator on the quantum graph  $\Gamma$ . We assume that the graph  $\Gamma$  has finitely many vertex points and finitely many edges (which are either line segments or half-lines). Neumann–Kirchhoff (sometimes called “standard” or “natural”) boundary conditions are used at the vertices of the graph: at each vertex the wave function is continuous and the sum of its outgoing derivatives is zero. For general terminology concerning differential operators on graphs the reader is invited to consult [12, 17].

The NLS equation is used to describe two distinct physical phenomena that are studied on networks of nano-wires: propagation of optical (electromagnetic) pulses and Bose-Einstein condensation. A thorough discussion of the physics literature from mathematical point of view can be found in [30]. The most important class of solutions for applications are *the stationary states* which are characterized by solutions of the following elliptic problem:

$$(1.2) \quad -\Delta\Phi - 2|\Phi|^2\Phi = \Lambda\Phi,$$

where  $\Lambda \in \mathbb{R}$  is the spectral parameter and the Laplacian  $\Delta$  is extended to a self-adjoint operator in  $L^2(\Gamma)$  with the domain

$$H_\Gamma^2 = \{U \in H^2(\Gamma) : \text{Neumann – Kirchhoff conditions at vertices}\}.$$

Since  $-\Delta$  is positive, it makes sense to restrict the range of  $\Lambda$  in (1.2) to negative values, hence  $\Lambda < 0$ . The stationary NLS equation (1.2) is the Euler–Lagrange equation of the action functional  $H_\Lambda(U) := \mathcal{E}(U) - \Lambda\mathcal{Q}(U)$ , where  $\mathcal{Q}(U)$  and  $\mathcal{E}(U)$  are the conserved mass and energy of the cubic NLS equation:

$$(1.3) \quad \mathcal{Q}(U) = \int_\Gamma |U|^2 dx, \quad \mathcal{E}(U) = \int_\Gamma (|\partial_x U|^2 - |U|^4) dx.$$

The conserved quantities  $\mathcal{E}(U)$  and  $\mathcal{Q}(U)$  are defined in the weaker space

$$H_{\Gamma}^1 = \{U \in H^1(\Gamma) : U \text{ is continuous at vertices}\}.$$

We use consistently notations  $H^k(\Gamma)$  with  $k = 1, 2$  to denote Sobolev spaces of component-wise  $H^k$  functions and  $H_{\Gamma}^k$  to include vertex boundary conditions for component-wise  $H^k$  functions.

Among stationary states, we single out the standing wave of smallest energy at fixed mass which, if it exists, coincides with a solution of the following constrained minimization problem:

$$(1.4) \quad E_q = \inf_{U \in H_{\Gamma}^1} \{\mathcal{E}(U) : \mathcal{Q}(U) = q\},$$

if such a minimizer exists. In the variational setting,  $\Lambda$  is the Lagrange multiplier of the constrained minimization problem (1.4). Thanks to the Gagliardo–Nirenberg inequality on the graph  $\Gamma$  (see Proposition 2.1 in [6]),

$$(1.5) \quad \|U\|_{L^4(\Gamma)}^4 \leq C_{\Gamma} \|U\|_{L^2(\Gamma)}^3 \|U\|_{H^1(\Gamma)}, \quad U \in H_{\Gamma}^1,$$

the infimum in (1.4) is bounded from below, hence  $E_q > -\infty$ .

If the infimum in (1.4) is attained, the global minimizer is called the *ground state* of the cubic NLS equation (1.1) and it coincides with the stationary state of the Euler–Lagrange equation (1.2) with the smallest energy  $E_q$  at fixed mass  $q$ . The infimum is always attained in the case of bounded graphs. However, the infimum may not be attained in the case of unbounded graphs due to the lack of compactness:  $E_q$  could be approached by a minimizing sequence “escaping” to infinity along one of the unbounded edge of the quantum graph [5, 6]. See [1] for a review of various techniques used to analyze the existence and non-existence of the ground state.

In this work, we study existence and properties of the stationary states that localize exponentially on a single edge of a graph in the limit of large mass  $q$ . We call such states *the edge-localized states*. The relevant asymptotic approach was pioneered in [28] for a particular bounded graph, the dumbbell graph. Here we generalize and formalize this approach for any bounded and unbounded graph. We summarize the properties of these states below.

**Theorem 1.1.** *Let  $\Gamma$  be a graph with finitely many edges and Neumann–Kirchhoff conditions at vertices. Then for any edge  $e$  of finite length  $\ell$  and for large enough  $\mu := \sqrt{-\Lambda}$  there exists a solution  $\Psi$  with the following properties*

- (1)  $\Psi$  is positive,
- (2)  $\Psi$  has a single local maximum on  $\Gamma$ ; this maximum is located on  $e$ ;  $\Psi$  monotone between its maximum and the end-vertices of  $e$ ,
- (3)  $\Psi$  concentrates on  $e$  in the following sense,

$$(1.6) \quad \frac{\|\Psi\|_{L^2(e)}}{\|\Psi\|_{L^2(\Gamma)}} \geq 1 - Ce^{-2\mu\ell},$$

where the constant  $C$  is independent of  $\mu$ .

Full description of solutions  $\Psi$ , including the location of the maximum, uniqueness properties and asymptotics of  $\mathcal{E}(\Psi)$  and  $\mathcal{Q}(\Psi)$  can be found in Theorems 3.1, 3.3, and 3.5 and their proofs. The asymptotics allow us to compare solutions localized on different edges and to choose (in most cases) the edge-localized solution of the smallest energy  $\mathcal{E}(\Psi)$  with a given mass  $\mathcal{Q}(\Psi)$ . Since edge-localized solutions are good candidates for the role of the ground state (see Proposition 4.1 for a description of known properties of a ground state) this comparison is an important step towards the ultimate goal of fully describing the ground state for any graph.

To summarize the answers to the question of comparison, we introduce the necessary terminology. We distinguish three types of edges, illustrated in Fig. 1: a *pendant edge* (or simply a “pendant”) is an edge with one vertex of degree one, a *looping edge* (or simply a “loop”) is an edge whose

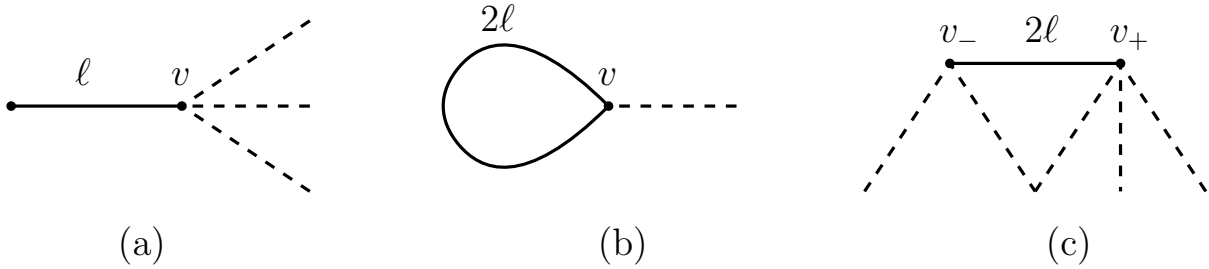


FIGURE 1. A single edge of a finite length can be connected to the remainder of the graph (shown in dashed lines) in three different ways.

end-vertices coincide, and an *internal edge* is an edge not belonging to the above classes — one with distinct end-vertices, each of degree greater than one. When we say an edge is incident to  $N$  other edges (at an end-vertex), the number  $N$  counts the edges in the remainder of the graph connected to the end-vertex. In Fig. 1 the pendant edge is incident to  $N = 3$  edges at vertex  $v$ , the looping edge is incident to  $N = 1$  edge at vertex  $v$ , and the internal edge is incident to  $N_- = 2$  and  $N_+ = 3$  edges at its end-vertices  $v_-$  and  $v_+$  correspondingly. The following theorem gives comparison between the energy levels at a fixed (large) mass among the edge-localized states of Theorem 1.1.

**Theorem 1.2.** *Let  $\Gamma$  be a compact graph (a graph with finitely many edges, all of finite length) and Neumann–Kirchhoff conditions at vertices. Among the edge-localized states of Theorem 1.1 with a given sufficiently large  $\mathcal{Q}(\Psi) = q$ , the state with the smallest energy localizes on the following edge of the graph  $\Gamma$ :*

- (i) *The longest among pendants; in the case of a tie, the pendant incident to fewest edges.*
- (ii) *If (i) is void, the shortest among loops incident to a single edge.*
- (iii) *If (i)–(ii) are void, a loop incident to two edges.*
- (iv) *If (i)–(iii) are void, the longest edge among the following: loops incident to  $N \geq 3$  edges, or internal edges incident to  $N_- \geq 2$  and  $N_+ \geq 2$  other edges; in the case of two edges of the same length, the edge for which the quantity*

$$\begin{cases} \frac{N-2}{N+2} & \text{for a loop} \\ \sqrt{\frac{(N_- - 1)(N_+ - 1)}{(N_- + 1)(N_+ + 1)}} & \text{for an internal edge} \end{cases}$$

*is the smallest.*

In the case of unbounded graph, we can enlarge the class of graphs for which we guarantee the *existence* of a ground state. This result builds upon [6, Cor. 3.4 and Prop. 4.1].

**Corollary 1.3.** *Consider an unbounded graph  $\Gamma$  with Neumann–Kirchhoff conditions and with finitely many edges (and thus at least one edge as a half-line). The ground state of the constrained minimization problem (1.4) exists for sufficiently large  $q$  if  $\Gamma$  has at least one pendant or a loop incident to a single edge. If the graph  $\Gamma$  has no pendants and no loops incident to one or two edges, the ground state does not exist among the edge-localized states of Theorem 1.1.*

**Remark 1.4.** If the graph  $\Gamma$  has a loop connected to two edges, the existence of the ground state is inconclusive and needs separate consideration. For the same reasons, there is no “tie-breaker” in case (iii) of Theorem 1.2. This issue has been pointed out before, in [5, Theorem 2.5].

**Remark 1.5.** To illustrate Theorem 1.2(iv), in Figure 2 we show relevant states from an example of the graph  $\Gamma$  with two loops and three internal edges. For the states plotted on the top, the

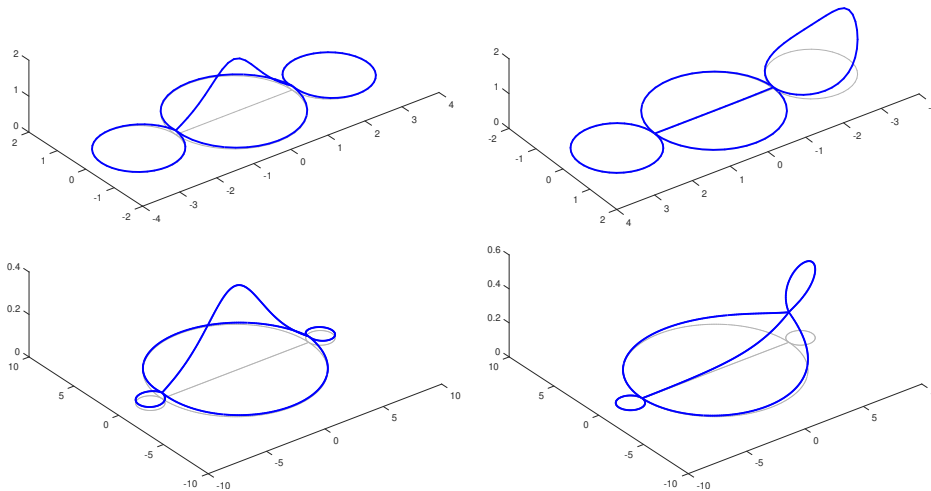


FIGURE 2. Stationary states from Theorem 1.2 in a graph with two loops and three internal edges. We demonstrate an edge-centered states (left) and a loop-centered states (right) for short internal edges relative to the loops (top) and for long internal edges relative to the loops (bottom). Note that lengths of all internal edges are the same in each of these plots, we have just drawn the upper and lower edges as semi-circles for visualization.

internal edges are short relative to the loops, and the loop state (top right) has smaller energy at large mass. For the states plotted on the bottom, the internal edges are long relative to the loops, and hence the edge state (bottom left) has smaller energy at larger mass.

The main results of this work are comparable and complimentary to the recent work [7] on existence of stationary states for the subcritical NLS equation (which includes, as a particular case, the cubic NLS equation). In [7, Theorem 3.3], the existence of local energy minimizers in the limit of large fixed mass was proven in the restricted space of functions that attain their maximum on a given edge. Because we are using elliptic functions, our results are only limited to the cubic NLS equation compared to the subcritical NLS equation in [7]. On the other hand, our work extends to both bounded and unbounded graphs. Moreover, we are computing the exponentially small corrections to the mass of each edge-localized state in terms of large negative Lagrange multiplier  $\Lambda$ . With the help of the main comparison result (Lemma 4.2), this tool allows us to compare different edge-localized states and identify the state of minimal energy in the limit of large fixed mass. One important result which follows from [7] is that every edge-localized state constructed in our work is a local minimizer of energy (at least in the case of unbounded graphs considered in [7]), hence it is orbitally stable in the time evolution of the cubic NLS equation (1.1).

Existence and stability of stationary states in the NLS equation defined on a metric graph have been recently investigated in great detail [30]. Existence and variational characterization of standing waves was developed for star graphs [2, 3, 4, 9, 8, 24, 25, 26] and for general metric graphs [5, 6, 14, 15]. Bifurcations and stability of standing waves were further explored for tadpole graphs [31], dumbbell graphs [20, 28], double-bridge graphs [32], and periodic ring graphs [16, 18, 34, 35]. A variational characterization of standing waves was developed for graphs with compact nonlinear core [38, 39, 40]. Some of these examples will be reviewed in the limit of large mass as applications of our general results.

The paper is organized as follows. The rigorous formulation of the asymptotic approach is achieved by defining a nonlinear analogue of the well-known Dirichlet-to-Neumann (DtN) map, an object we call *the DtN manifold*. The properties of the DtN manifold are described in Section

2, first in the linear theory and then for the stationary NLS equation in the limit of large mass. Edge-localized states are constructed by matching a strongly localized large-amplitude elliptic function constructed on a single edge of the graph with a small amplitude solution on the rest of the graph and the matching is done by finding an intersection of two relevant DtN manifolds. This is performed in Section 3 for the three types of edges (a pendant, a loop, and an internal edge). In Section 4 we prove the comparison lemma and apply it to the proof of Theorem 1.2 and Corollary 1.3. In Section 5, we present numerical studies of generalized dumbbell graphs, generalized tadpole graph and a periodic graph.

Appendix A contains a proof of the asymptotic representation of the Dirichlet-to-Neumann map in the linear theory. Appendix B quotes a maximum principle that is useful to understanding the behavior of solutions in the region where they are small. Appendix C collects together the well-known results on the contraction mapping principle and the implicit function theorem used in our work. Appendix D reports on useful asymptotic expansions for the elliptic functions and gives a “reverse Sobolev inequality”: an estimate of the  $H^2$  norm of an a priori bounded solution of the stationary NLS in terms of its small  $L^\infty$  norm.

**ACKNOWLEDGMENTS.** The first author was supported in part by National Science Foundation under Grants DMS-1815075 and DMS-1410657. The second author was supported in part by U.S. NSF Grant DMS-1312874 and NSF CAREER Grant DMS-1352353. The third author is supported in part by the NSERC Discovery Grant.

The authors wish to thank Riccardo Adami, Roy Goodman and Enrico Serra for helpful conversations that led to the development of this work. In particular, this article corrects a computational error that occurred in the final proof of [28] and was discovered thanks to an observation of R. Adami and E. Serra.

## 2. GRAPHS INSIDE-OUT: DIRICHLET-TO-NEUMAN MAP

The main idea for constructing the edge-localized state satisfying the stationary NLS equation (1.2) is to match a large solution of the known form on a single edge of the graph  $\Gamma$  with a small solution on the rest of the graph denoted by  $\Gamma^c$ . The “feedback” from the small solution on  $\Gamma^c$  to the large solution on the single edge is encoded via the nonlinear analogue of the Dirichlet-to-Neumann (DtN) map which is developed in this section. For simplicity of notations in this section, we use the same notation  $\Gamma$  instead of  $\Gamma^c$ .

**2.1. Linear DtN map; asymptotics below spectrum.** We start by reviewing the linear DtN map. Consider a graph  $\Gamma$  with a finite number of vertices and a finite number of edges, which either connect a pair of vertices and have finite length or have only one vertex and are identified with the half-line. We impose Neumann–Kirchhoff (NK) conditions at every vertex. Declare a subset  $B$  of the graph’s vertices to be the *boundary*. We are interested in the asymptotics of the DtN map on the boundary  $B$  for the operator  $-\Delta + \mu^2$  as  $\mu \rightarrow \infty$ .

Before we give a precise definition, a couple of remarks are in order. The operator  $-\Delta$  on  $L^2(\Gamma)$  with NK conditions on the vertices is well known to be non-negative and therefore we are looking at asymptotics far away from its spectrum. By using a scaling transformation, the same question can be interpreted as asymptotics for the operator  $-\Delta + 1$  on  $L^2(\Gamma_\mu)$  as  $\mu \rightarrow \infty$ , where the graph  $\Gamma_\mu$  is obtained from  $\Gamma$  by scaling all the edge lengths by a large parameter  $\mu$ . This is the point of view we will use in most of the manuscript.

Let the boundary vertices be denoted  $v_1, \dots, v_b$ ,  $b = |B|$ , and let  $\mathbf{p} = (p_1, \dots, p_b)^T \in \mathbb{R}^b$  be a vector of “Dirichlet values” on the vertices. Figure 3 (left) gives a schematic representation of the graph  $\Gamma$  with boundary vertices. The graph  $\Gamma_\mu$  is obtained from  $\Gamma$  by multiplying all edge lengths by the same value  $\mu$ . The infinite edges of the graph  $\Gamma$  are unaffected by this transformation.

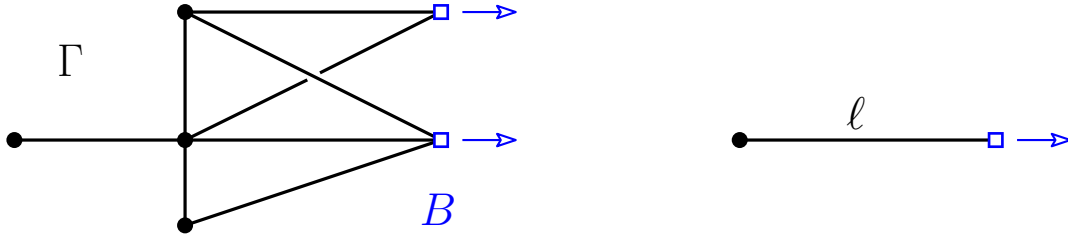


FIGURE 3. Left: a graph  $\Gamma$  with boundary vertices  $B$  marked as empty squares. Arrows indicate the outgoing derivatives of the eigenfunction in the Neumann data. Right: a simple graph from Example 2.2.

Let  $u \in H^2(\Gamma_\mu)$  be a solution of the following boundary-value problem:

$$(2.1) \quad \begin{cases} (-\Delta + 1)u = 0, & \text{on every } e \in \Gamma_\mu, \\ u \text{ satisfies NK conditions} & \text{for every } v \in V \setminus B, \\ u(v_j) = p_j, & \text{for every } v_j \in B. \end{cases}$$

Existence and uniqueness of the solution  $u$  follows from invertibility of the operator  $(-\Delta + 1)$  with homogeneous vertex conditions; see, for example, [12, Section 3.5.2]. Note that  $u$  is not required to satisfy the current conservation conditions at  $v_j \in B$ . Let

$$(2.2) \quad q_j = \mathcal{N}(u)_j := \sum_{e \sim v_j} \partial u_e(v_j),$$

be the Neumann data of the function  $u$  at the vertex  $v_j \in B$ , where  $\partial$  denotes the outward derivative from the vertex  $v_j$ . The map  $M(\mu) : \mathbf{p} \mapsto \mathbf{q} := (q_1, \dots, q_b)^T$  is called the DtN map. The following theorem (proved in Appendix A) provides its asymptotics as  $\mu \rightarrow \infty$ .

**Theorem 2.1.** *The unique solution  $u \in H^2(\Gamma_\mu)$  to the boundary value problem (2.1) satisfies asymptotically, as  $\mu \rightarrow \infty$ ,*

$$(2.3) \quad \|u\|_{H^2(\Gamma_\mu)}^2 \sim \|u\|_{L^2(\Gamma_\mu)}^2 \leq C (1 + \mathcal{O}(\mu e^{-\mu \ell_{\min}})) \|\mathbf{p}\|^2$$

and

$$(2.4) \quad M(\mu) = \text{diag}(d_j)_{j=1}^b + \mathcal{O}(e^{-\mu \ell_{\min}}),$$

where  $\ell_{\min}$  is the minimal edge length of the original graph  $\Gamma$ .

**Example 2.2.** In the simplest case, the graph  $\Gamma$  is one edge of length  $\ell$  with the boundary vertex at  $x = \ell$  and the other vertex at  $x = 0$  under the Neumann condition, as is shown on Fig. 3 (right). It is straightforward to obtain the following solution of the boundary-value problem (2.1):

$$(2.5) \quad u(z) = p \frac{\cosh(z)}{\cosh(\mu \ell)}, \quad z \in [0, \mu \ell].$$

The DtN map  $M(\mu) : p \mapsto q$  is one-dimensional with  $q = u'(\mu \ell)$  and

$$(2.6) \quad M(\mu) = \tanh(\mu \ell),$$

and the solution (2.5) satisfies

$$(2.7) \quad \|u\|_{L^2(0, \mu \ell)}^2 = \frac{1}{2} p^2 [\tanh(\mu \ell) + \mu \ell \text{sech}^2(\mu \ell)].$$

The latter quantities are expanded as  $\mu \rightarrow \infty$ , in agreement with (2.3) and (2.4). Note that the error bound  $\mathcal{O}(e^{-\mu \ell})$  in (2.3) and (2.4) is larger compared to the error bound  $\mathcal{O}(e^{-2\mu \ell})$  following from (2.6) and (2.7), due to cancellations specific to this simple example.

For future use we now establish a related auxiliary estimate for the following non-homogeneous boundary–value problem:

$$(2.8) \quad \begin{cases} (-\Delta + 1 - W)f = g, & \text{on every } e \in \Gamma_\mu, \\ f \text{ satisfies NK conditions} & \text{for every } v \in V \setminus B, \\ f(v_j) = p_j, & \text{for every } v_j \in B, \end{cases}$$

where  $g \in L^2(\Gamma_\mu)$  and  $W \in L^\infty(\Gamma_\mu)$  are given and  $f \in H^2(\Gamma_\mu)$  is to be found.

**Lemma 2.3.** *For every  $\mu > 0$ ,  $g \in L^2(\Gamma_\mu)$  and  $W \in L^\infty(\Gamma_\mu)$  satisfying  $\|W\|_{L^\infty(\Gamma_\mu)} \leq \alpha < 1$ , there exists a unique solution  $f \in H^2(\Gamma_\mu)$  to the boundary value problem (2.8). Asymptotically in  $\mu \rightarrow \infty$  (assuming that  $\alpha$  is independent of  $\mu$ ) we have*

$$(2.9) \quad \|f\|_{L^2(\Gamma_\mu)} \leq C_\alpha (\|\mathbf{p}\| + \|g\|_{L^2(\Gamma_\mu)}),$$

with the Neumann data of  $f$  on  $B$  satisfying

$$(2.10) \quad \|\mathcal{N}(f)\| \leq C_\alpha (\|\mathbf{p}\| + \|g\|_{L^2(\Gamma_\mu)}),$$

where the constant  $C_\alpha$  is independent of  $\mu$ .

*Proof.* Represent  $f = u + \xi$ , where  $u$  is the solution to the boundary-value problem (2.1). Let us define the operator

$$(2.11) \quad -\Delta + 1 - W : \text{Dom}(\Gamma_\mu^D) \subset L^2(\Gamma_\mu) \mapsto L^2(\Gamma_\mu),$$

where  $\text{Dom}(\Gamma_\mu^D) \subset H^2(\Gamma_\mu)$  is the domain of the Laplacian  $-\Delta$  on the graph  $\Gamma_\mu$  with homogeneous Dirichlet conditions at the boundary  $B$  (the rest of the vertices retain their NK conditions). Since  $1 - W(z) \geq 1 - \alpha > 0$  the operator (2.11) is invertible which implies that there cannot be more than one solution  $f$ . Since  $(-\Delta + 1)u = 0$  and  $u$  takes care of the non-homogeneous boundary values, the remainder term  $\xi$  is given by

$$(2.12) \quad \xi = (-\Delta + 1 - W)^{-1}(g + Wu).$$

The inverse operator  $(-\Delta + 1 - W)^{-1}$  is bounded as an operator from  $L^2(\Gamma_\mu)$  to  $H^2(\Gamma_\mu)$  uniformly in  $\mu \geq \mu_0$ . Therefore, the  $L^2(\Gamma_\mu)$  norm of  $\xi$  and the Neumann trace  $\mathcal{N}(\xi)$  are estimated from (2.12) as follows:

$$\|\xi\|_{L^2(\Gamma_\mu)} + \|\mathcal{N}(\xi)\| \leq C_\alpha \|g + Wu\|_{L^2(\Gamma_\mu)} \leq C_\alpha (\|g\|_{L^2(\Gamma_\mu)} + \alpha \|u\|_{L^2(\Gamma_\mu)}),$$

where we have implicitly used the Sobolev embedding  $\|\partial u\|_{L^\infty(\Gamma)} \leq C\|u\|_{H^2(\Gamma)}$ . The  $L^2(\Gamma_\mu)$  norm of  $u$  and the Neumann data  $\mathcal{N}(u)$  is bounded by  $C\|\mathbf{p}\|$  thanks to (2.3) and (2.4) respectively. Using  $f = u + \xi$  and  $\mathcal{N}(f) = \mathcal{N}(u) + \mathcal{N}(\xi)$  we obtain (2.9) and (2.10).  $\square$

**2.2. Definition of nonlinear DtN manifold.** The analogue of DtN map for the stationary NLS equation is what we call a “nonlinear DtN manifold.” The name is chosen because in most cases of interest (such as in the example we consider in Section 2.3) this object turns out to be a geometric manifold. It is also not a “map” due to lack of uniqueness of the solution to the stationary NLS equation.

**Definition 2.4.** Consider a  $\mu$ -scaled graph  $\Gamma_\mu$  with a boundary  $B$ . The *DtN manifold* is the set  $N \subset \mathbb{R}^{|B|} \times \mathbb{R}^{|B|}$  of  $(\mathbf{p}, \mathbf{q})$  such that there is a solution  $\Psi \in H^2(\Gamma_\mu)$  of the following nonlinear boundary value problem:

$$(2.13) \quad \begin{cases} (-\Delta + 1)\Psi = 2|\Psi|^2\Psi, & \text{on every } e \in \Gamma_\mu, \\ \Psi \text{ satisfies NK conditions} & \text{for every } v \in V \setminus B, \\ \Psi(v_j) = p_j, & \text{for every } v_j \in B, \\ \sum_{e \sim v} \partial \Psi_e(v_j) = q_j, & \text{for every } v_j \in B, \end{cases}$$

where  $\partial$  denotes the outward derivative at the vertex  $v_j \in B$ .

In the same way that linear DtN map is intricately related to the scattering matrix, the DtN manifold is related to the nonlinear scattering map defined in [19]. Exploring this connection further lies outside the scope of this article.

**2.3. An example of DtN manifold.** We will now describe the nonlinear analogue of Example 2.2. To do so, let us briefly recall the structure of the solutions of the stationary NLS equation on the line given by

$$(2.14) \quad -\Psi'' + \Psi = 2|\Psi|^2\Psi.$$

Equation (2.14) is translation- and phase-invariant. We will impose, for definiteness, the condition  $\Psi'(0) = 0$  and  $\Psi(0) \in \mathbb{R}$ , obtaining a list of real-valued solutions of the differential equation (2.14). All other real-valued solutions may be obtained from the listed ones by translations. More general complex-valued solutions also exist but they are beyond the scope of this work.

There are three constant solutions to (2.14):  $\Psi = 0$  and  $\Psi = \pm \frac{1}{\sqrt{2}}$ . There exists a  $H^2(\mathbb{R})$  solution called the *NLS soliton*:

$$(2.15) \quad \Psi(z) = \operatorname{sech}(z), \quad x \in \mathbb{R}.$$

This solution separates two families of periodic wave solutions expressible in terms of Jacobian elliptic functions (see 8.14 in [22]). These are the sign-indefinite *cnoidal waves*

$$(2.16) \quad \Psi_{\operatorname{cn}}(z) = \frac{\kappa}{\sqrt{2\kappa^2 - 1}} \operatorname{cn} \left( \frac{z}{\sqrt{2\kappa^2 - 1}}; \kappa \right), \quad \kappa \in \left( \frac{1}{\sqrt{2}}, 1 \right)$$

and the sign-definite *dnoidal waves*

$$(2.17) \quad \Psi_{\operatorname{dn}}(z) = \frac{1}{\sqrt{2 - k^2}} \operatorname{dn} \left( \frac{z}{\sqrt{2 - k^2}}; k \right), \quad k \in (0, 1),$$

where  $\kappa$  (corresp.  $k$ ) is the elliptic modulus. These solutions are illustrated in Fig. 4.

The Jacobi real transformation implies that letting  $\kappa = 1/k$  in equation (2.16) transforms it into equation (2.17) with  $k > 1$  (see 8.153.5-6 in [22]). We will thus use the single analytic expression

$$(2.18) \quad \Psi_{\operatorname{n}}(z) = \frac{1}{\sqrt{2 - k^2}} \operatorname{dn} \left( \frac{z}{\sqrt{2 - k^2}}; k \right), \quad k \in (0, \sqrt{2})$$

to describe the solutions (letter “n” can be interpreted as “noidal” or as referring to the Neumann-type condition  $\Psi'(0) = 0$ ). In particular, setting  $k = 1$  reproduces the NLS soliton (2.15).

**Example 2.5.** Consider the simple graph of Example 2.2. The DtN manifold can be obtained by going through all real solutions of the second-order equation (2.14) on the interval  $[0, L]$  with zero derivative and variable initial value at  $z = 0$ . In other words,

$$(2.19) \quad N_L = \left\{ (\Psi(L), \Psi'(L)) : -\Psi'' + \Psi - 2\Psi^3 = 0, \Psi'(0) = 0, \Psi(0) \in \mathbb{R} \right\}.$$

The DtN manifold is shown in Fig. 5 for  $L = 4$ . There are many peculiar and complex features, but we will concentrate on the three nearly straight parallel curves in the neighborhood of  $(0,0)$ . The middle curve is tangential to the corresponding *linear* DtN map; the other two curves will allow us to construct stationary states localized on a single edge of the graph.



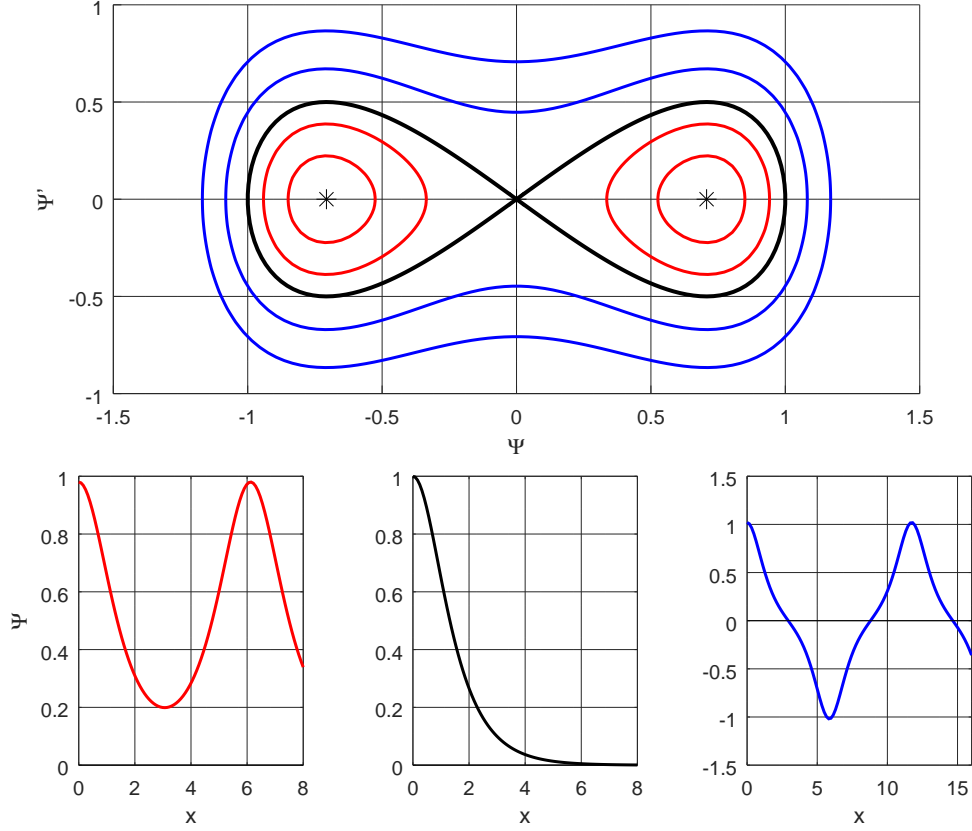


FIGURE 4. Top: phase portrait for the second-order equation  $-\Psi'' + \Psi - 2\Psi^3 = 0$ . Bottom: typical solutions with initial conditions  $\Psi'(0) = 0$  and, from left to right,  $\Psi(0) = 0.98$  (“dnoidal wave”),  $\Psi(0) = 1$  (“NLS soliton”) and  $\Psi(0) = 1.02$  (“cnoidal wave”).

**2.4. Nonlinear DtN manifold in the almost linear regime.** Consider the nonlinear boundary value problem on a  $\mu$ -scaled graph  $\Gamma_\mu$  with a boundary  $B$ ,

$$(2.20) \quad \begin{cases} (-\Delta + 1)\Psi = 2|\Psi|^2\Psi, & \text{on every } e \in \Gamma_\mu, \\ \Psi \text{ satisfies NK conditions} & \text{for every } v \in V \setminus B, \\ \Psi(v_j) = p_j, & \text{for every } v_j \in B. \end{cases}$$

We will establish the existence and uniqueness of small solutions of this boundary value problem in the limit  $\mu \rightarrow \infty$  and for small boundary data  $\mathbf{p} = (p_1, \dots, p_{|B|})$  in Theorem 2.9 below. But first we discuss some helpful properties of such small solutions.

**Lemma 2.6.** *Suppose  $\Psi \in H^2(\Gamma_\mu)$  is a solution to the boundary-value problem (2.20) satisfying the uniform bound*

$$(2.21) \quad |\Psi(z)| < \frac{1}{\sqrt{2}} \quad \text{for all } z \in \Gamma_\mu.$$

*Then  $|\Psi|$  has no internal local maxima in  $\Gamma_\mu \setminus B$  and the maximum of  $|\Psi|$  is attained on  $B$ . If, additionally, all  $p_j \geq 0$ , then  $\Psi(z) \geq 0$  for all  $z \in \Gamma_\mu$ .*

*Conversely, if the boundary values  $p_j$  of a function  $\Psi$  satisfy  $|p_j| < \frac{1}{\sqrt{2}}$  and  $|\Psi|$  has no internal local maxima in  $\Gamma_\mu \setminus B$ , the global bound (2.21) is satisfied.*

**Remark 2.7.** The upper bound in (2.21) comes from the location of the rightmost fixed point in the phase portrait in Fig. 4.

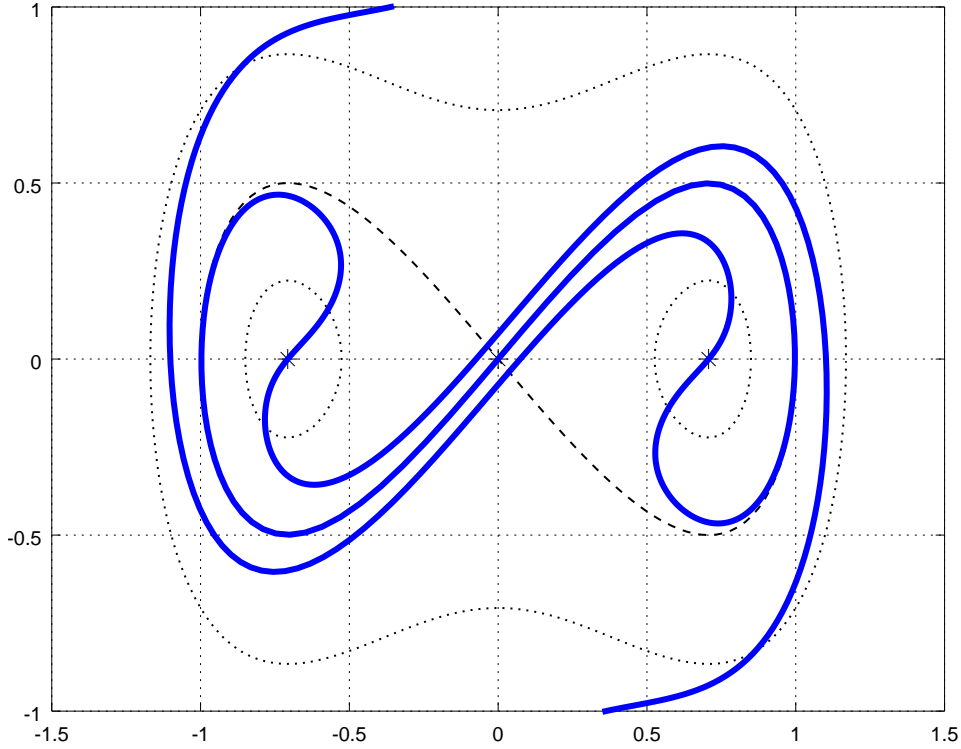


FIGURE 5. Nonlinear DtN manifold (thicker line) for (2.19) with  $L = 4$  plotted on top of the phase portrait from Fig. 4 (dashed and dotted lines).

*Proof.* If  $|\Psi|$  has no internal local maxima on  $\Gamma_\mu \setminus B$ , the maximum of  $|\Psi|$  is attained on the boundary  $B$ , since  $|\Psi(z)| \rightarrow 0$  along the unbounded edges of  $\Gamma_\mu$ .

Since  $\Psi$  satisfies (2.20), we can view it as a solution to  $(-\Delta + V)\Psi = 0$  with  $V = 1 - 2|\Psi|^2$ . By assumption,  $V > 0$  and we can use a maximum principle in the form quoted in Appendix B, Lemma B.1 to conclude that  $\max(\Psi, 0)$  has no local maxima in  $\Gamma_\mu \setminus B$ . Similarly,  $\max(-\Psi, 0)$  has no local maxima.

If, additionally, all boundary values  $p_j$  are non-negative and  $\Psi(z) < 0$  is achieved for some  $z \in \Gamma_\mu$ , the function  $\Psi$  must have a negative internal local minimum. Therefore  $|\Psi|$  would have an internal local maximum, a possibility that we just ruled out. Hence,  $\Psi(z) \geq 0$  for all  $z \in \Gamma_\mu$  if  $p_j \geq 0$  for all  $j$ .  $\square$

We also prove a useful “reverse Sobolev estimate” which is so called because it goes in the reverse direction to the usual Sobolev-type estimates of  $L^\infty$  norm in terms of a Sobolev norm. The “reverse” inequality becomes possible if we assume a priori that the function satisfies NLS and is sufficiently small.

**Lemma 2.8.** *There exist  $c_0$ ,  $\mu_0$  and  $C$  (which may depend on the graph  $\Gamma_\mu$ ), such that every real solution  $\Psi \in H^2(\Gamma_\mu)$  of the stationary NLS equation  $-\Psi'' + \Psi = 2|\Psi|^2\Psi$  satisfying*

$$(2.22) \quad |\Psi(z)| < c_0, \quad z \in \Gamma_\mu, \quad \mu > \mu_0$$

*also satisfies*

$$(2.23) \quad \|\Psi\|_{H^2(\Gamma_\mu)} \leq C\|\Psi\|_{L^\infty(\Gamma_\mu)}.$$

Lemma 2.8 follows from the corresponding inequality on every edge of the graph  $\Gamma_\mu$ , see Proposition D.2. The proof of Proposition D.2 is rather technical and is postponed to Appendix D.

We now formulate and prove the main result of this section.

**Theorem 2.9.** *There are  $C_0 > 0$ ,  $p_0 > 0$  and  $\mu_0 > 0$  such that for every  $\mathbf{p} = (p_1, \dots, p_{|B|})$  with  $\|\mathbf{p}\| < p_0$  and every  $\mu > \mu_0$ , there exists a solution  $\Psi \in H^2(\Gamma_\mu)$  to the boundary-value problem (2.20) which is unique among functions satisfying the uniform bound (2.21).*

*The solution  $\Psi$  satisfies the estimate*

$$(2.24) \quad \|\Psi\|_{H^2(\Gamma_\mu)} \leq C_0 \|\mathbf{p}\|,$$

*while its Neumann data  $\mathbf{q} = (q_1, \dots, q_{|B|}) := \mathcal{N}(\Psi)$  satisfies*

$$(2.25) \quad |q_j - d_j p_j| \leq C_0 (\|\mathbf{p}\| e^{-\mu \ell_{\min}} + \|\mathbf{p}\|^3), \quad 1 \leq j \leq |B|,$$

*where  $d_j$  is the degree of the  $j$ -th boundary vertex and  $\ell_{\min}$  is the length of the shortest edge in  $\Gamma$ . The Neumann data  $\mathbf{q}$  is  $C^1$  with respect to  $\mathbf{p}$  and  $\mu$ . The partial derivatives satisfy the following estimates:*

$$(2.26) \quad \left| \frac{\partial q_j}{\partial p_i} - d_j \delta_{ij} \right| \leq C_0 (e^{-\mu \ell_{\min}} + \|\mathbf{p}\|^2), \quad 1 \leq i, j \leq |B|,$$

*and*

$$(2.27) \quad \left| \frac{\partial q_j}{\partial \mu} \right| \leq C_0 \mu^{-1} \|\mathbf{p}\|, \quad 1 \leq j \leq |B|.$$

*Furthermore, if  $p_j \geq 0$  for every  $j$ , then  $\Psi(z) \geq 0$  for all  $z \in \Gamma$ .*

*Proof.* For the nonlinear boundary value problem (2.20) we decompose

$$(2.28) \quad \Psi = u + \psi,$$

where  $u \in H^2(\Gamma_\mu)$  satisfies the linear boundary value problem (2.1) and  $\psi \in H^2(\Gamma_\mu)$  satisfies

$$(2.29) \quad \begin{cases} (-\Delta + 1) \psi = 2|u + \psi|^2(u + \psi), & \text{on every } e \in \Gamma_\mu, \\ \psi \text{ satisfies NK conditions} & \text{for every } v \in V \setminus B, \\ \psi(v_j) = 0, & \text{for every } v_j \in B. \end{cases}$$

Let us denote by  $\text{Dom}(\Gamma_\mu^D) \subset H^2(\Gamma_\mu)$  the domain of the Laplacian  $-\Delta$  on the graph  $\Gamma_\mu$  with Dirichlet conditions at the boundary  $B$  (the rest of the vertices retain their NK conditions). This is a self-adjoint positive operator, therefore  $-\Delta + 1$  is invertible with  $(-\Delta + 1)^{-1}$  bounded as an operator from  $L^2(\Gamma_\mu)$  to  $H^2(\Gamma_\mu)$ .

Since  $H^2(\Gamma_\mu)$  is a Banach algebra by an application of the Sobolev inequality (see Lemma 3.1 in [18] for the periodic graphs setting), the mapping  $T : \text{Dom}(\Gamma_\mu^D) \rightarrow \text{Dom}(\Gamma_\mu^D)$  defined by

$$(2.30) \quad T : \psi \mapsto 2(-\Delta + 1)^{-1} |u + \psi|^2(u + \psi)$$

satisfies the estimates

$$(2.31) \quad \|T(\psi)\|_{H^2(\Gamma_\mu)} \leq C_1 \|u + \psi\|_{H^2(\Gamma_\mu)}^3,$$

and

$$(2.32) \quad \|T(\psi_1) - T(\psi_2)\|_{H^2(\Gamma_\mu)} \leq C_2 \left( \|u + \psi_1\|_{H^2(\Gamma_\mu)}^2 + \|u + \psi_2\|_{H^2(\Gamma_\mu)}^2 \right) \|\psi_1 - \psi_2\|_{H^2(\Gamma_\mu)}.$$

The latter estimate follows from the elementary inequality

$$|a^3 - b^3| = |a - b| |a^2 + ab + b^2| \leq \frac{3}{2} |a - b| (a^2 + b^2)$$

thanks to the fact that all functions in (2.30) are real.

It follows from Theorem 2.1 that  $\|u\|_{H^2(\Gamma_\mu)} \leq C_3 \|\mathbf{p}\| < C_3 p_0$ , hence, taking  $p_0$  small enough we obtain that  $T$  satisfies the conditions of the Contraction Mapping Principle (see Theorem C.1 in

Appendix C) in the ball  $\|\psi\|_{H^2(\Gamma_\mu)} < p_0$ . This yields a unique solution  $\psi \in \text{Dom}(\Gamma_\mu^D)$  as a fixed point of  $T$  satisfying thanks to (C.2) the following estimate:

$$(2.33) \quad \|\psi\|_{H^2(\Gamma_\mu)} \leq C_4 \|u\|_{H^2(\Gamma_\mu)}^3 \leq C_5 \|\mathbf{p}\|^3,$$

for some  $\mathbf{p}$ -independent  $C_4, C_5 > 0$ . These estimates, together with Theorem 2.1, immediately yield estimate (2.24) for  $\Psi = u + \psi$ .

In order to confirm that  $\Psi$  satisfies the uniform bound (2.21), we use the classical Sobolev's inequality (see, for example, [12, Lemma 1.3.8])

$$\|\Psi\|_{L^\infty(0,L)} \leq C \|\Psi\|_{H^2(0,L)},$$

where  $C$  is independent of  $L$  as long as  $L > L_0$ . Hence

$$\|\Psi\|_{L^\infty(\Gamma_\mu)} \leq C \|\Psi\|_{H^2(\Gamma_\mu)},$$

where constant  $C$  is independent of  $\mu$ . Then, the bound (2.24) implies estimate (2.21).

In order to show that the small solution  $\Psi$  with the given small boundary data  $\mathbf{p}$  is unique, we use Lemma 2.6 to conclude that

$$\|\Psi\|_{L^\infty(\Gamma_\mu)} \leq \max_j p_j \leq p_0,$$

and then use Proposition D.2 to get a bound on  $\|\Psi\|_{H^2(\Gamma_\mu)}$ . We conclude that  $\psi := \Psi - u$  is  $H^2$ -small which puts it into the domain of contraction of  $T$ . Uniqueness of  $\psi$  and hence of  $\Psi$  then follows from the unique solution in the Contraction Mapping Principle.

The Neumann data for  $\Psi$  is the sum of the Neumann data for  $u$  and the Neumann data for  $\psi$ . The former is bounded by (2.4). The latter is estimated using (2.33) and the continuity in  $H^2(\Gamma_\mu)$  of the Neumann trace. Combining the two estimates, we obtain (2.25).

We now apply Corollary C.4 to the mapping  $T$  defined in (2.30) to conclude that the fixed point  $\psi$  is  $C^1$  in  $u \in H^2(\Gamma_\mu)$ . In turn,  $u \in H^2(\Gamma_\mu)$  is  $C^1$  in  $\mathbf{p}$  because the boundary value problem (2.1) is linear in  $\mathbf{p}$ . The derivative  $\partial_{p_i} u$  satisfies equation (2.1) with  $\mathbf{p} = (\delta_{ij})_{j=1}^b$ . By Theorem 2.1, we have

$$(2.34) \quad \|\partial_{p_i} u\|_{H^2(\Gamma_\mu)} \leq C_5 \quad \text{and} \quad \partial_{p_i} \mathcal{N}(u)_j = \mathcal{N}(\partial_{p_i} u)_j = d_j \delta_{ij} + \mathcal{O}(e^{-\mu \ell_{\min}}).$$

To estimate the derivative of  $\mathcal{N}(\psi)$  we differentiate equation (2.29) in  $p_j$  (allowed since we already established smoothness in  $p_j$ ), to obtain

$$(2.35) \quad \begin{cases} (-\Delta + 1 - 6\Psi^2) \partial_{p_i} \psi = 6\Psi^2 \partial_{p_i} u, & \text{on every } e \in \Gamma_\mu, \\ \partial_{p_i} \psi \text{ satisfies NK conditions} & \text{for every } v \in V \setminus B, \\ \partial_{p_i} \psi(v) = 0, & \text{for every } v \in B. \end{cases}$$

Taking small enough  $p_0$  we can ensure, see (2.24), that  $\Psi$  is uniformly bounded on  $\Gamma_\mu$  by, say,  $1/\sqrt{12}$  and therefore

$$(2.36) \quad 12\Psi^2(z) \leq 1, \quad z \in \Gamma_\mu.$$

We can now apply Lemma 2.3 with  $\|\mathbf{p}\| = 0$ ,  $W = 6\Psi^2$  and  $g = 6\Psi^2 \partial_{p_i} u$  to estimate

$$\|\mathcal{N}(\partial_{p_i} \psi)\| \leq C_6 \|\Psi^2 \partial_{p_i} u\|_{L^2(\Gamma_\mu)} \leq C_7 \|\mathbf{p}\|^2,$$

using our bounds on  $\Psi$  and  $\partial_{p_i} u$ , see (2.24) and (2.34). Combining this estimate with the derivative of  $\mathcal{N}(u)$  in (2.34) we obtain (2.26).

To establish smoothness of  $\mathbf{q}$  in  $\mu$  we have to overcome a technical difficulty. The Banach spaces  $H^2(\Gamma_\mu)$  and  $\text{Dom}(\Gamma_\mu^D)$  containing  $u$  and  $\psi$  depend on the parameter  $\mu$ . To circumvent this problem, we rescale

$$(2.37) \quad \Phi(x) = \mu \Psi(\mu x), \quad x \in \Gamma,$$

and obtain the boundary value problem on the original graph  $\Gamma$ :

$$(2.38) \quad \begin{cases} (-\Delta + \mu^2) \Phi = 2|\Phi|^2\Phi, & \text{on every } e \in \Gamma, \\ \Phi \text{ satisfies NK conditions,} & \text{for every } v \in V \setminus B, \\ \Phi(v_j) = \mu p_j, & \text{for every } v_j \in B. \end{cases}$$

We already established that there exists a unique solution  $\Phi \in H^2_\Gamma$  to the boundary-value problem (2.38) for every  $\mu > \mu_0$ . Moreover, bound (2.36) on  $\Psi$  translates into the similar bound on  $\Phi$ , namely

$$(2.39) \quad 12\Phi^2(x) \leq \mu^2, \quad x \in \Gamma.$$

We will now fix  $\mu$  and reformulate (2.38) in a form where we can apply the Implicit Function Theorem (see Theorem C.3). In particular, to get a mapping smooth in  $\Phi$  (the Jacobian must be a *bounded* operator) we need to invert  $(-\Delta + \mu^2)$  which means that we have to fix the boundary conditions first. Similarly to previous decomposition  $\Psi = u + \psi$ , we decompose  $\Phi = w + \phi$ , where  $w(x) = \mu u(\mu x)$  satisfies the inhomogeneous boundary-value problem:

$$(2.40) \quad \begin{cases} (-\Delta + \mu^2) w = 0, & \text{on every } e \in \Gamma, \\ w \text{ satisfies NK conditions} & \text{for every } v \in V \setminus B, \\ w(v_j) = \mu p_j, & \text{for every } v_j \in B. \end{cases}$$

The remainder  $\phi$  belongs to  $H^2(\Gamma)$  with Dirichlet conditions at  $B$  and NK conditions elsewhere; we denote this space by  $\text{Dom}(\Gamma^D) \subset H^2(\Gamma)$ . Let  $F$  be the following mapping from  $X \times Y := \mathbb{R}^1 \times \text{Dom}(\Gamma^D)$  to  $Z := \text{Dom}(\Gamma^D)$ :

$$(2.41) \quad F : (\mu, \phi) \mapsto \phi - 2(-\Delta + \mu^2)^{-1} |w + \phi|^2(w + \phi).$$

Note that the map  $F$  in (2.41) can be derived from the map (2.30) after rescaling (2.37) and rewriting the fixed-point problem as the root-finding problem.

There exists a solution  $\phi \in \text{Dom}(\Gamma^D)$  given by  $\phi(x) = \mu\psi(\mu x)$ , where  $\psi \in H^2(\Gamma_\mu)$  is the fixed point of  $T$  in (2.30). We check that the Jacobian  $D_\phi F(\mu, \phi)$  has a bounded inverse. The Jacobian applied to  $h \in \text{Dom}(\Gamma^D)$  is given by

$$(2.42) \quad D_\phi F(\mu, \phi)h := h - 6(-\Delta + \mu^2)^{-1} |w + \phi|^2 h,$$

and solving  $D_\phi F(\mu, \phi)h = g$  results in

$$(2.43) \quad h = g + 6(-\Delta + \mu^2 - 6|w + \phi|^2)^{-1} |w + \phi|^2 g.$$

The right-hand side is a bounded operator from  $\text{Dom}(\Gamma^D)$  to  $\text{Dom}(\Gamma^D)$  because of the bound (2.39). In addition, since  $w$  is  $C^1$  in  $\mu$  as follows from (2.40), we have that  $F(\mu, \phi)$  is  $C^1$  in  $\mu$ . By the Implicit Function Theorem (Theorem C.3),  $\phi$  is  $C^1$  in  $\mu$ , so that  $\Phi = w + \phi \in H^2_\Gamma$  is also  $C^1$  in  $\mu$ .

Having proved smoothness of  $\Phi \in H^2_\Gamma$  in  $\mu$ , we can now differentiate equation (2.38) in  $\mu$ , resulting in the following equation for  $\hat{\Phi} := \partial_\mu \Phi$ :

$$(2.44) \quad \begin{cases} (-\Delta + \mu^2 - 6|\Phi|^2) \hat{\Phi} + 2\mu\Phi = 0 & \text{on every } e \in \Gamma, \\ \hat{\Phi} \text{ satisfies NK conditions} & \text{for every } v \in V \setminus B, \\ \hat{\Phi}(v_j) = p_j & \text{for every } v_j \in B, \end{cases}$$

We undo the rescaling (2.37) and introduce  $\hat{\Phi}(x) = \hat{\Psi}(\mu x)$  satisfying

$$(2.45) \quad \begin{cases} (-\Delta + 1 - 6|\Psi|^2)\hat{\Psi} + 2\Psi = 0, & \text{on every } e \in \Gamma_\mu, \\ \hat{\Psi} \text{ satisfies NK conditions} & \text{for every } v \in V \setminus B, \\ \hat{\Psi}(v_j) = p_j, & \text{for every } v_j \in B. \end{cases}$$

We are again in a position to apply Lemma 2.3, with  $W = 6|\Psi|^2$  and  $g = -2\Psi$ , obtaining from (2.10):

$$(2.46) \quad \|\mathcal{N}(\hat{\Psi})\| \leq C_8 \|\mathbf{p}\|.$$

We unwind all rescalings, first  $\mathbf{q} = \mathcal{N}(\Psi) = \mu^{-2}\mathcal{N}(\Phi)$  and then

$$\frac{\partial \mathbf{q}}{\partial \mu} = \frac{1}{\mu^2} \mathcal{N}(\partial_\mu \Phi) - \frac{2}{\mu} \mathbf{q} = \frac{1}{\mu} \left( \mathcal{N}(\hat{\Psi}) - 2\mathbf{q} \right).$$

Both terms in the brackets are bounded by  $\|\mathbf{p}\|$ , due to (2.46) and (2.25), resulting in (2.27).  $\square$

**Remark 2.10.** Applying Lemma 2.3 to (2.35) yields

$$\|\partial_{p_i} \psi\|_{L^2(\Gamma_\mu)} \leq C \|\Psi^2 \partial_{p_i} u\|_{L^2(\Gamma_\mu)} \leq C \|\mathbf{p}\|^2.$$

Combining this with (2.34), we get for  $\Psi = u + \psi$  and its rescaled version  $\Phi$ ,

$$(2.47) \quad \|\partial_{p_i} \Psi\|_{L^2(\Gamma_\mu)} \leq C, \quad \|\partial_{p_i} \Phi\|_{L^2(\Gamma)} \leq C\mu^{1/2}.$$

Similarly, it follows from (2.45) that

$$(2.48) \quad \|\hat{\Psi}\|_{L^2(\Gamma_\mu)} \leq C \|\mathbf{p}\|, \quad \|\partial_\mu \Phi\|_{L^2(\Gamma)} \leq C\mu^{-1/2} \|\mathbf{p}\|,$$

where the constant  $C > 0$  is independent of  $\mu$  as  $\mu \rightarrow \infty$ .

**Remark 2.11.** The back-and-forth rescaling in the proof of Theorem 2.9 may seem superfluous, but there are limitations to each setting. For example, we cannot differentiate  $\Psi$  with respect to  $\mu$  since the domain  $\Gamma_\mu$  of  $\Psi$  depends on  $\mu$ . On the other hand, the Jacobian (2.42) may not be bounded uniformly in  $H^2(\Gamma)$  as  $\mu \rightarrow \infty$  since the  $H^2(\Gamma)$  norm of  $\Phi$  grows fast in  $\mu$ .

**2.5. Single bump part of the DtN manifold of a Neumann edge.** We now describe the part of the DtN manifold for the single edge of Example 2.5 that corresponds to single bump solutions.

**Lemma 2.12.** *Consider the DtN manifold in (2.19) for the graph  $\Gamma_\mu$  consisting of a single edge  $[0, L]$  under the Neumann condition at  $z = 0$  and the boundary vertex at  $z = L$ . Parameterize  $\Psi(0) \in \left(\frac{1}{\sqrt{2}}, \infty\right)$  by*

$$(2.49) \quad \Psi(0) = \frac{1}{\sqrt{2 - k^2}},$$

where  $k \in (0, \sqrt{2})$  is a parameter. There is an interval  $(k_-, k_+)$  such that a solution  $\Psi$  in (2.18) satisfies

$$(2.50) \quad \Psi(z) > 0, \quad \Psi'(z) < 0, \quad z \in (0, L]$$

if and only if  $k \in (k_-, k_+)$ . The boundaries  $k_\pm$  have the asymptotic expansion

$$(2.51) \quad k_\pm = 1 \pm 8e^{-2L} + \mathcal{O}(Le^{-4L}) \quad \text{as } L \rightarrow \infty,$$

while the boundary values of  $\Psi$  are given asymptotically as  $L \rightarrow \infty$  by

$$(2.52) \quad \begin{cases} p_L := \Psi(L) = 2e^{-L} - \frac{1}{4}(k-1)e^L + \mathcal{O}(Le^{-3L}), \\ q_L := \Psi'(L) = -2e^{-L} - \frac{1}{4}(k-1)e^L + \mathcal{O}(Le^{-3L}), \end{cases}$$

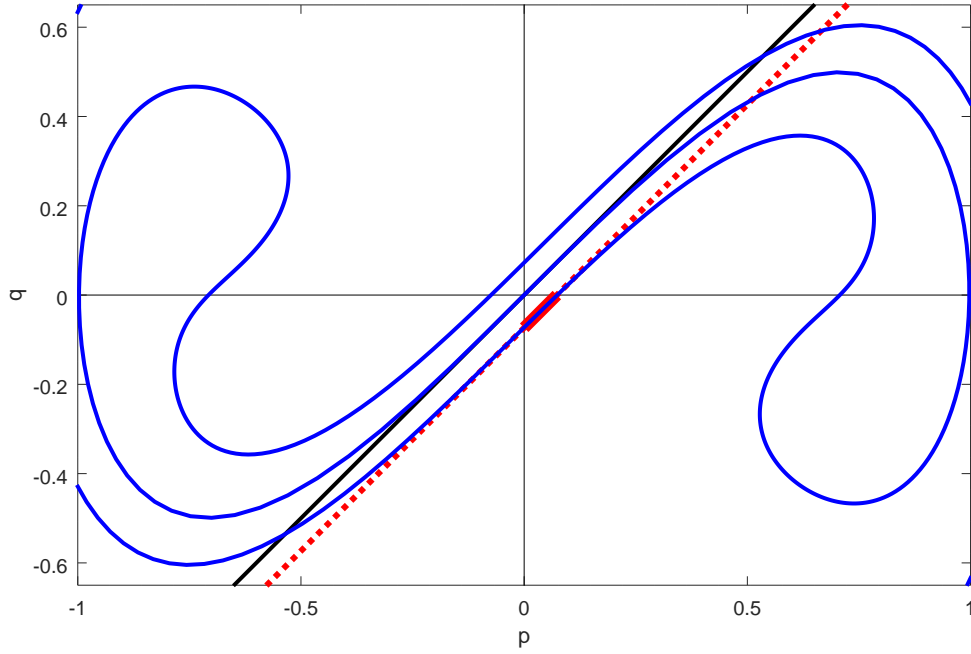


FIGURE 6. Nonlinear DtN manifold for a single interval of length  $L = 4$  (blue curve) superimposed with the asymptotic approximations provided by equation (2.25) of Theorem 2.9 (solid straight line) and equations (2.52) of Lemma 2.12 (dotted straight line). Thick segment highlights the part of the dotted line corresponding to  $k \in (k_-, k_+)$  in equation (2.51).

where the correction terms denoted by  $\mathcal{O}(Le^{-3L})$  are bounded in absolute value by  $CLe^{-3L}$  for some constant  $C$  which is independent of  $L$  and of  $k$ , provided  $k \in (k_-, k_+)$ . Furthermore, the boundary values are  $C^1$  functions with respect to  $k$  and their derivatives are given asymptotically as  $L \rightarrow \infty$  by

$$(2.53) \quad \frac{\partial p_L}{\partial k}, \frac{\partial q_L}{\partial k} = -\frac{1}{4}e^L + \mathcal{O}(Le^{-L}).$$

**Remark 2.13.** By definition of the interval  $(k_-, k_+)$  as the maximal set satisfying conditions (2.50), it is monotone in  $L$ , namely

$$(k_-(L'), k_+(L')) \subset (k_-(L), k_+(L)) \quad \text{if } L > L'.$$

**Remark 2.14.** Because  $k$  is exponentially close to 1 in (2.51), the two terms in the expansion of  $p$  and  $q$  in (2.52) are of the same order. These equations give a parametric description (the parameter being  $k$ ) of a piece of DtN manifold as a line plus smaller order corrections. This line is shown in Fig. 6 by dotted line together with the “linear approximation”  $q = p$  from Theorem 2.9 shown on Fig. 6 by solid straight line. The part of the dotted line which corresponds to  $k \in (k_-, k_+)$  is shown on Fig. 6 by thick solid line.

*Proof of Lemma 2.12.* By using the exact solution (2.18) satisfying the initial condition (2.49), we obtain

$$(2.54) \quad p_L = \frac{1}{\sqrt{2-k^2}} \operatorname{dn} \left( \frac{L}{\sqrt{2-k^2}}; k \right),$$

and

$$(2.55) \quad q_L = -\frac{k^2}{2-k^2} \operatorname{sn} \left( \frac{L}{\sqrt{2-k^2}}; k \right) \operatorname{cn} \left( \frac{L}{\sqrt{2-k^2}}; k \right).$$

Let us consider the case  $k < 1$ . It follows from the single-bump condition (2.50) that  $q_L \leq 0$  if and only if

$$L \leq \sqrt{2 - k^2}K(k),$$

where  $K(k)$  is the complete elliptic integral of the first kind. We will give a brief review of elliptic integrals in Appendix D. By using the asymptotic expansion (see 8.113 in [22])

$$(2.56) \quad K(k) = \log \left( \frac{4}{\sqrt{1 - k^2}} \right) + \mathcal{O}((1 - k^2)|\log(1 - k^2)|) \quad \text{as } k \rightarrow 1,$$

we verify that  $k_- = 1 - 8e^{-2L} + \mathcal{O}(Le^{-4L})$  is an asymptotic solution to  $L = \sqrt{2 - k^2}K(k)$  in the limit  $L \rightarrow \infty$  and that the condition  $L \leq \sqrt{2 - k^2}K(k)$  is satisfied for all  $k \in (k_-, 1)$ . By Proposition D.1, the asymptotic expansions (2.52) follow from expansion of (2.54) and (2.55) as  $k \rightarrow 1$  uniformly in  $k \in [k_-, 1]$ .

The case  $k > 1$  is obtained similarly but the condition  $k \in [1, k_+]$  appears from the requirement that  $p_L \geq 0$  in the single-bump condition (2.50).

The asymptotic expansions for derivatives (2.53) follow from differentiation of (2.54) and (2.55) with respect to  $k$  and substitution of the asymptotic results of Proposition D.1.  $\square$

### 3. CONSTRUCTING THE EDGE-LOCALIZED STATIONARY SOLUTIONS

We now prove the existence of edge-localized solutions of the stationary NLS equation (1.2) in the limit  $\Lambda \rightarrow -\infty$ . We will match the single-bump parts of the DtN manifold on a single edge of the graph  $\Gamma$  with the almost linear parts of the DtN manifold on the remainder of the graph, henceforth denoted  $\Gamma^c$ . The solution will then be small on  $\Gamma^c$  while it will be large and localized on the single edge of  $\Gamma$ .

The scaling transformation (2.37) transforms the stationary NLS equation (1.2) with  $\Lambda = -\mu^2 < 0$  on the graph  $\Gamma$  to the stationary NLS equation on the  $\mu$ -scaled graph  $\Gamma_\mu$ ,

$$(3.1) \quad (-\Delta + 1)\Psi = 2|\Psi|^2\Psi.$$

$\Phi \in H_\Gamma^2$  is a solution of (1.2) if and only if  $\Psi \in H_{\Gamma_\mu}^2$  is a solution of (3.1). We shall now develop the asymptotic solution for  $\Psi \in H_{\Gamma_\mu}^2$  separately for the three types of edges on Fig. 1.

#### 3.1. Pendant edge.

**Theorem 3.1.** *Let  $\Gamma_\mu$  be a graph with  $\mu$ -scaled edge lengths and with a pendant edge of length  $L = \mu\ell$  attached to the remainder of the graph,  $\Gamma_\mu^c$ , by a vertex  $v$  of degree  $N + 1$ , see Fig. 1(a). Then, for large enough  $\mu$ , there is a unique solution  $\Psi \in H_{\Gamma_\mu}^2$  to the stationary NLS equation (3.1) with the following properties:*

- *the solution is strictly positive on the pendant edge and decreases monotonically from its maximum at the vertex of degree one to the attachment vertex  $v$ ,*
- *it is positive and has no internal local maxima on the remainder graph  $\Gamma_\mu^c$ .*

*On the pendant edge, the solution is described by (2.18) with*

$$(3.2) \quad k = 1 + 8\frac{N - 1}{N + 1}e^{-2\mu\ell} + \mathcal{O}(e^{-2\mu\ell - \mu\ell_{\min}}),$$

*where  $\ell_{\min}$  is the length of the shortest edge in  $\Gamma^c$ . The corresponding solution  $\Phi \in H_\Gamma^2$  to the stationary NLS equation (1.2) with  $\Lambda = -\mu^2$  on the original graph  $\Gamma$  concentrates on the pendant edge, so that*

$$(3.3) \quad \|\Phi\|_{L^2(\Gamma^c)}^2 \leq C\mu e^{-2\mu\ell}.$$



whereas the mass and energy integrals  $\mathcal{Q} := \mathcal{Q}(\Phi)$  and  $\mathcal{E} := \mathcal{E}(\Phi)$  in (1.3) are expanded asymptotically by

$$(3.4) \quad \mathcal{Q} = \mu - 8 \frac{N-1}{N+1} \mu^2 \ell e^{-2\mu\ell} + \mathcal{O}(\mu e^{-2\mu\ell})$$

and

$$(3.5) \quad \mathcal{E} = -\frac{1}{3} \mu^3 + \mathcal{O}(\mu^4 e^{-2\mu\ell}).$$

The mass integral  $\mathcal{Q}$  is a  $C^1$  increasing function of  $\mu$  when  $\mu$  is large.

**Remark 3.2.** Unless the graph  $\Gamma$ , which we assume to be connected, is a single interval, the degree of the attachment vertex  $v$  is  $N+1 \geq 2$ , that is,  $N \geq 1$ . It is well-known that a vertex of degree 2 with NK conditions can be absorbed into the edge without affecting any solutions, while increasing effective edge length  $\ell$  and thus making our estimates sharper. Therefore, the result above is only useful with  $N \geq 2$ . Still, it is valid for  $N = 1$ .

*Proof.* Let  $L = \mu\ell$  be the length of the pendant edge on the  $\mu$ -scaled graph  $\Gamma_\mu$ . All solutions  $\Psi$  satisfying the desired properties in the pendant edge are described by Lemma 2.12 with  $k$  in the allowed region  $(k_-, k_+)$ . On the other hand, given a small boundary value  $p$  on the attachment vertex  $v$ , there is a unique solution in  $\Psi \in H^2(\Gamma^c)$ , which is described by Lemma 2.6 and Theorem 2.9. Matching two DtN manifolds in Theorem 2.9 and Lemma 2.12 at the attachment vertex  $v$  between the pendant edge and the graph  $\Gamma_\mu^c$  we get

$$(3.6) \quad p = p_L, \quad q = -q_L.$$

The above discussion shows that the solutions  $\Psi$  with the desired properties are *in one-to-one correspondence* with the roots  $k$  of equation (3.6), where  $p_L$  and  $q_L$  are functions of  $k$  by Lemma 2.12 and  $q$  is a function of  $p$  via Theorem 2.9.

Since, by Lemma 2.12, the value  $p_L$  at the vertex  $v$  of the pendant edge is exponentially small in the large parameter  $L$ , we are indeed justified in using Theorem 2.9 to conclude that  $q \approx Np = Np_L$ , where  $N$  is the degree of the attachment vertex  $v$  in the graph  $\Gamma^c$ . More precisely, we have

$$(3.7) \quad -q_L = Np_L + \mathcal{R}(p_L, \mu),$$

where by (2.25), (2.26) and (2.27), the remainder function  $\mathcal{R}$  satisfies the bounds

$$(3.8) \quad \begin{cases} |\mathcal{R}(p, \mu)| \leq C(pe^{-\mu\ell_{\min}} + p^3), \\ |\partial_p \mathcal{R}(p, \mu)| \leq C(e^{-\mu\ell_{\min}} + p^2), \\ |\partial_\mu \mathcal{R}(p, \mu)| \leq C\mu^{-1}p, \end{cases}$$

for some  $C > 0$  independently of large  $\mu$  and small  $p$ . Here  $\ell_{\min}$  is the minimal edge length in  $\Gamma^c$ , but naturally the estimate remains valid if we take  $\ell_{\min}$  to be the minimal edge length in the whole of  $\Gamma$ . For large enough  $\mu$  and any  $k$  in the allowed region  $(k_-, k_+)$ , it follows from (2.52) that  $0 \leq p_L \leq ce^{-\mu\ell}$  for some  $c > 0$ . Therefore, the absolute value of  $\mathcal{R}(p_L)$  (which depends on  $k$ ) is uniformly bounded by  $C(e^{-\mu(\ell+\ell_{\min})} + e^{-3\mu\ell}) \leq Ce^{-\mu(\ell+\ell_{\min})}$  because  $\ell \geq \ell_{\min}$ .

For convenience we rescale the parameter  $k$  by substituting

$$(3.9) \quad k - 1 = 8e^{-2\mu\ell}x, \quad x \in (x_-, x_+)$$

with  $x_\pm = \pm 1 + \mathcal{O}(\mu e^{-2\mu\ell})$ . Thanks to the expansion (2.52) with  $L = \mu\ell$  and the scaling (3.9), we can write

$$(3.10) \quad p_L = 2e^{-\mu\ell} [1 - x + \mathcal{R}_p(x, \mu)],$$

where the remainder function  $\mathcal{R}_p$  satisfies the bounds

$$(3.11) \quad \begin{cases} |\mathcal{R}_p(x, \mu)| \leq C\mu e^{-2\mu\ell}, \\ |\partial_x \mathcal{R}_p(x, \mu)| \leq C\mu e^{-2\mu\ell}, \\ |\partial_\mu \mathcal{R}_p(x, \mu)| \leq C\mu e^{-2\mu\ell}, \end{cases}$$

for some  $C > 0$  independently of large  $\mu$  and  $x \in (x_-, x_+)$ . In order to derive (3.11) for the derivatives of  $\mathcal{R}_p(x, \mu)$ , we use the chain rule and the estimates (2.52) and (2.53):

$$\frac{\partial p_L}{\partial x} = 8e^{-2\mu\ell} \frac{\partial p_L}{\partial k} = -2e^{-\mu\ell} [1 + \mathcal{O}(\mu e^{-2\mu\ell})] = 2e^{-\mu\ell} [-1 + \partial_x \mathcal{R}_p(x, \mu)]$$

and

$$\begin{aligned} \frac{\partial p_L}{\partial \mu} &= \ell \frac{\partial p_L}{\partial L} - 16\ell x e^{-2\mu\ell} \frac{\partial p_L}{\partial k} = \ell q_L - 2\ell x \frac{\partial p_L}{\partial x} = -2\ell e^{-\mu\ell} [1 - x + \mathcal{O}(\mu e^{-2\mu\ell})] \\ &= -2e^{-\mu\ell} [\ell(1 - x + \mathcal{R}_p(x, \mu)) - \partial_\mu \mathcal{R}_p(x, \mu)]. \end{aligned}$$

Similarly, we can write

$$(3.12) \quad q_L = -2e^{-\mu\ell} [1 + x + \mathcal{R}_q(x, \mu)],$$

where the remainder function  $\mathcal{R}_q$  satisfies the same bounds (3.11) as  $\mathcal{R}_p$ . Upon substituting (3.9), (3.10), and (3.12) into equation (3.7), we obtain

$$(3.13) \quad 1 + x + \mathcal{R}_q(x, \mu) = N [1 - x + \mathcal{R}_p(x, \mu)] + \hat{\mathcal{R}}(x, \mu),$$

where  $\mathcal{R}(p_L, \mu) = 2e^{-\mu\ell} \hat{\mathcal{R}}(x, \mu)$  and the new remainder term  $\hat{\mathcal{R}}$  satisfies the bounds

$$(3.14) \quad \begin{cases} |\hat{\mathcal{R}}(x, \mu)| \leq C e^{-\mu\ell_{\min}}, \\ |\partial_x \hat{\mathcal{R}}(x, \mu)| \leq C e^{-\mu\ell_{\min}}, \\ |\partial_\mu \hat{\mathcal{R}}(x, \mu)| \leq C (\mu^{-1} + e^{-\mu\ell_{\min}}), \end{cases}$$

for some  $C > 0$  independently of large  $\mu$  and  $x \in (x_-, x_+)$ . In order to derive (3.14), we have used the fact that  $\mu e^{-3\mu\ell} \ll e^{-\mu(\ell + \ell_{\min})}$  because  $\ell \geq \ell_{\min}$ , as well as the chain rule

$$\frac{\partial \hat{\mathcal{R}}}{\partial x} = \frac{1}{2} e^{\mu\ell} \frac{\partial \mathcal{R}}{\partial p_L} \frac{\partial p_L}{\partial x} = [-1 + \partial_x \mathcal{R}_p(x, \mu)] \frac{\partial \mathcal{R}}{\partial p_L}$$

and

$$\frac{\partial \hat{\mathcal{R}}}{\partial \mu} = \ell \hat{\mathcal{R}} + \frac{1}{2} e^{\mu\ell} \frac{\partial \mathcal{R}}{\partial \mu} + \frac{1}{2} e^{\mu\ell} \frac{\partial \mathcal{R}}{\partial p_L} \frac{\partial p_L}{\partial \mu}.$$

Rearranging (3.13), we get

$$(3.15) \quad x = \frac{N-1}{N+1} + \tilde{\mathcal{R}}(x, \mu),$$

where the remainder  $\tilde{\mathcal{R}} := \frac{1}{N+1} (\hat{\mathcal{R}} + N\mathcal{R}_p - \mathcal{R}_q)$  satisfies the bounds

$$(3.16) \quad \begin{cases} |\tilde{\mathcal{R}}(x, \mu)| \leq C (e^{-\mu\ell_{\min}} + \mu e^{-2\mu\ell}), \\ |\partial_x \tilde{\mathcal{R}}(x, \mu)| \leq C (e^{-\mu\ell_{\min}} + \mu e^{-2\mu\ell}), \\ |\partial_\mu \tilde{\mathcal{R}}(x, \mu)| \leq C (\mu^{-1} + e^{-\mu\ell_{\min}} + \mu e^{-2\mu\ell}), \end{cases}$$

for some  $C > 0$  independently of large  $\mu$  and  $x \in (x_-, x_+)$ . For large enough  $\mu$ , the right-hand side of (3.15) maps the interval  $(x_-, x_+)$  into a subset of  $(x_-, x_+)$ , moreover, the map is contractive in

$(x_-, x_+)$ . By the Contraction Mapping Principle (see Theorem C.1), there exists a unique solution of the scalar equation (3.15) satisfying the estimate

$$(3.17) \quad \left| x - \frac{N-1}{N+1} \right| \leq C (e^{-\mu\ell_{\min}} + \mu e^{-2\mu\ell})$$

where the constant  $C > 0$  is independent of  $\mu$  for large  $\mu$ . Since  $p = p_L$  is expanded by (3.10), the estimate (3.2) follows from (3.9) and (3.17). Since the scalar equation (3.15) is  $C^1$  in  $\mu$ , Corollary C.4 implies that the root  $x$  in (3.17) is  $C^1$  in  $\mu$  satisfying the estimate

$$(3.18) \quad \left| \frac{dx}{d\mu} \right| \leq C (\mu^{-1} + e^{-\mu\ell_{\min}} + \mu e^{-2\mu\ell}),$$

where the constant  $C > 0$  is independent of  $\mu$  for large  $\mu$ .

The estimate (3.3) follows from (2.24) with  $p = p_L$  given by (3.10) and (3.17) and the scaling transformation (2.37).

We now turn to the expansion (3.4) for the mass  $\mathcal{Q} := \mathcal{Q}(\Phi)$ . Thanks to the scaling transformation (2.37) and the estimate (3.3), we can split the mass  $\mathcal{Q}$  as follows:

$$(3.19) \quad \mathcal{Q} = \|\Phi\|_{L^2(0,\ell)}^2 + \|\Phi\|_{L^2(\Gamma^c)}^2 = \mu \|\Psi\|_{L^2(0,\mu\ell)}^2 + \mathcal{O}(\mu e^{-2\mu\ell}),$$

where the first term is needed to be computed up to the accuracy of the remainder term of the  $\mathcal{O}(\mu e^{-2\mu\ell})$  error. The first term in the splitting (3.19) is estimated from the explicit expression (2.18):

$$(3.20) \quad \begin{aligned} \|\Psi\|_{L^2(0,\mu\ell)}^2 &= \frac{1}{\sqrt{2-k^2}} \int_0^{\xi_0} \operatorname{dn}(\xi; k)^2 d\xi \\ &= \frac{1}{\sqrt{2-k^2}} \int_0^{K(k)} \operatorname{dn}(\xi; k)^2 d\xi + \frac{1}{\sqrt{2-k^2}} \int_{K(k)}^{\xi_0} \operatorname{dn}(\xi; k)^2 d\xi, \end{aligned}$$

where  $\xi_0 := \frac{\mu\ell}{\sqrt{2-k^2}} < K(k)$  and  $K(k)$  is the complete elliptic integral of the first kind, see Appendix D. The second term of the decomposition (3.20) is estimated by

$$(3.21) \quad \left| \int_{K(k)}^{\xi_0} \operatorname{dn}(\xi; k)^2 d\xi \right| = \mathcal{O}(e^{-2\mu\ell}),$$

since  $\xi_0 = \mu\ell + \mathcal{O}(\mu e^{-2\mu\ell})$ ,  $k = 1 + \mathcal{O}(e^{-2\xi_0})$  by using (3.2) and  $\operatorname{dn}(\xi; k)^2 = \mathcal{O}(e^{-2\xi})$  for every  $\xi \in (\xi_0, K(k))$  thanks to Proposition D.1. Thanks to the estimate (3.21), the second term in (3.20) is comparable with the remainder term in (3.19) and is much smaller than the first term in (3.20). To estimate the first term in (3.20), we consider the case  $k < 1$  (computations for  $k > 1$  are similar). It follows from 8.114 in [22] for  $k < 1$  and  $k \rightarrow 1$  that

$$\begin{aligned} E(k) &:= \int_0^{K(k)} \operatorname{dn}(\xi; k)^2 d\xi \\ &= 1 + \frac{1}{2}(1-k^2) \left[ \log \frac{4}{\sqrt{1-k^2}} - \frac{1}{2} \right] + \mathcal{O}((1-k^2)^2 |\log(1-k^2)|), \end{aligned}$$

where  $E(k)$  is a complete elliptic integral of the second kind, see Appendix D. Therefore, we have

$$(3.22) \quad \begin{aligned} \|\Psi\|_{L^2(0,\mu\ell)}^2 &= 1 - \frac{1}{2}(1-k) \log(1-k) + \mathcal{O}(e^{-2\mu\ell}) \\ &= 1 - 8 \frac{N-1}{N+1} \mu\ell e^{-2\mu\ell} + \mathcal{O}(e^{-2\mu\ell}), \end{aligned}$$

where the estimate (3.2) has been used. Combining (3.19), (3.20), (3.21), and (3.22) yields the expansion (3.4).

Thanks to the differentiability of  $\Phi \in H_T^2$  and  $k$  in  $\mu$ , the map  $\mu \mapsto \mathcal{Q}$  is  $C^1$ . In order to prove monotonicity of  $\mathcal{Q}$  with respect to  $\mu$ , we differentiate (3.19) in  $\mu$  keeping in mind that the solution  $\Psi$  (or its rescaled form  $\Phi$ ) depends on  $\mu$  both directly and indirectly, via the parameters  $p$  and  $k$ , correspondingly. We have from (3.19):

$$(3.23) \quad \frac{d\mathcal{Q}}{d\mu} = \|\Psi\|_{L^2(0,\mu\ell)}^2 + \mu \frac{d}{d\mu} \|\Psi\|_{L^2(0,\mu\ell)}^2 + \frac{d}{d\mu} \|\Phi\|_{L^2(\Gamma^c)}^2.$$

The first term in (3.23) yields  $1 + \mathcal{O}(\mu e^{-2\mu\ell})$  due to the estimate (3.22). The second term in (3.23) is estimated from the chain rule:

$$(3.24) \quad \frac{d}{d\mu} \|\Psi\|_{L^2(0,\mu\ell)}^2 = \left( \frac{\partial}{\partial \mu} + \frac{\partial k}{\partial \mu} \frac{\partial}{\partial k} \right) \frac{1}{\sqrt{2-k^2}} \int_0^{\xi_0} \text{dn}(\xi; k)^2 d\xi,$$

where  $\xi_0 := \frac{\mu\ell}{\sqrt{2-k^2}}$ . It follows from (3.9) and (3.18) that

$$\left| \frac{\partial k}{\partial \mu} \right| \leq C e^{-2\mu\ell}.$$

Furthermore, recall that since  $\xi_0 = \frac{\mu\ell}{\sqrt{2-k^2}} = \mu\ell + \mathcal{O}(\mu e^{-2\mu\ell})$ ,  $k = 1 + \mathcal{O}(e^{-2\xi_0})$ ,  $|\text{dn}(\xi; k)| \leq C e^{-\xi}$ , and  $|\partial_k \text{dn}(\xi; k)| \leq C e^\xi$ . As a result, we obtain from (3.24) that

$$\left| \frac{d}{d\mu} \|\Psi\|_{L^2(0,\mu\ell)}^2 \right| \leq C \mu e^{-2\mu\ell}.$$

The last term in (3.23) is estimated from another chain rule:

$$(3.25) \quad \frac{d}{d\mu} \|\Phi\|_{L^2(\Gamma^c)}^2 = \int_{\Gamma^c} \left( \frac{\partial \Phi}{\partial \mu} + \frac{dp}{d\mu} \frac{\partial \Phi}{\partial p} \right) \Phi dx,$$

so that

$$\left| \frac{d}{d\mu} \|\Phi\|_{L^2(\Gamma^c)}^2 \right| \leq C \mu e^{-2\mu\ell},$$

thanks to the estimates (2.47), (2.48), (3.3), (3.10), and (3.17). Combining all estimates together in (3.23), we obtain that

$$\frac{d\mathcal{Q}}{d\mu} = 1 + \mathcal{O}(\mu^2 e^{-2\mu\ell}),$$

hence  $\mathcal{Q}$  is monotonically increasing in  $\mu$ .

Finally, we establish the expansion (3.5) for the energy  $\mathcal{E} := \mathcal{E}(\Phi)$ . By using the scaling (2.37), we split the energy  $\mathcal{E}$  into two parts:

$$(3.26) \quad \begin{aligned} \mathcal{E} &= \|\Phi'\|_{L^2(0,\ell)}^2 - \|\Phi\|_{L^4(0,\ell)}^4 + \|\Phi'\|_{L^2(\Gamma^c)}^2 - \|\Phi\|_{L^4(\Gamma^c)}^4 \\ &= \mu^3 \left( \|\Psi'\|_{L^2(0,\mu\ell)}^2 - \|\Psi\|_{L^4(0,\mu\ell)}^4 \right) + o(1), \end{aligned}$$

where  $o(1)$  denote terms vanishing in the limit of  $\mu \rightarrow \infty$  thanks to the estimate (2.24) with  $|p| \leq C e^{-\mu\ell}$ . Thanks to the exact solution (2.18), we estimate the expression in the bracket in (3.26):

$$(3.27) \quad \|\Psi'\|_{L^2(0,\mu\ell)}^2 - \|\Psi\|_{L^4(0,\mu\ell)}^4 = \frac{1}{(2-k^2)^{3/2}} \int_0^{\xi_0} [k^4 \text{sn}(\xi; k)^2 \text{cn}(\xi; k)^2 - \text{dn}(\xi; k)^4] d\xi,$$

where  $\xi_0 := \frac{\mu\ell}{\sqrt{2-k^2}} = \mu\ell + \mathcal{O}(\mu e^{-2\mu\ell})$ . Thanks to the estimate in Proposition D.1 with  $k = 1 + \mathcal{O}(e^{-2\mu\ell})$  from (3.2), the remainder terms to the limiting hyperbolic functions in (D.5), (D.6),

and (D.7) are as small as  $\mathcal{O}(e^{-\mu\ell})$  in the  $L^\infty(0, \xi_0)$  norm, hence we obtain from (3.27) that

$$\begin{aligned}
\|\Psi'\|_{L^2(0, \mu\ell)}^2 - \|\Psi\|_{L^4(0, \mu\ell)}^4 &= \int_0^{\xi_0} [\operatorname{sech}(\xi)^2 \tanh(\xi)^2 - \operatorname{sech}(\xi)^4] d\xi + o(1) \\
&= \int_0^\infty [\operatorname{sech}(\xi)^2 \tanh(\xi)^2 - \operatorname{sech}(\xi)^4] d\xi + o(1) \\
(3.28) \qquad \qquad \qquad &= -\frac{1}{3} + o(1).
\end{aligned}$$

Combining (3.26) and (3.28) yields  $\mathcal{E} = -\frac{1}{3}\mu^3 + o(1)$ . Since  $\Phi$  is a critical point of the augmented energy  $S_\Lambda(U) := \mathcal{E}(U) - \Lambda\mathcal{Q}(U)$ , it follows that  $\mathcal{Q}$  and  $\mathcal{E}$  satisfy the differential equation:

$$(3.29) \qquad \frac{d\mathcal{E}}{d\Lambda} = \Lambda \frac{d\mathcal{Q}}{d\Lambda} \quad \Rightarrow \quad \frac{d\mathcal{E}}{d\mu} = -\mu^2 \frac{d\mathcal{Q}}{d\mu}.$$

Since  $\mathcal{Q}$  is  $C^1$  in  $\mu$ , then  $\mathcal{E}$  is  $C^1$  in  $\mu$ . It follows from the balance of exponential terms in (3.4) and (3.29) that the remainder  $o(1)$  is given by  $\mathcal{O}(\mu^4 e^{-2\mu\ell})$ , which completes the proof of (3.5).  $\square$

### 3.2. Looping edge.

**Theorem 3.3.** *Let  $\Gamma_\mu$  be a graph with  $\mu$ -scaled edge lengths and with a looping edge of length  $2L = 2\mu\ell$  attached to the remainder of the graph  $\Gamma_\mu^c$  by a vertex  $v$  of degree  $N + 2$ , see Fig. 1(b). Then, for large enough  $\mu$ , there is a unique solution  $\Psi \in H_{\Gamma_\mu}^2$  to the stationary NLS equation (3.1) with the following properties:*

- *the solution is strictly positive on the looping edge and decreases monotonically from its maximum at the midpoint towards the attachment vertex  $v$ ,*
- *it is positive and has no internal local maxima on the remainder graph  $\Gamma_\mu^c$ .*

*On the looping edge, the solution is described by (2.18) with the origin (maximum) located at the midpoint and with*

$$(3.30) \qquad k = 1 + 8 \frac{N-2}{N+2} e^{-2\mu\ell} + \mathcal{O}(e^{-2\mu\ell - \mu\ell_{\min}})$$

*where  $\ell_{\min}$  is the length of the shortest edge in  $\Gamma^c$ . The corresponding solution  $\Phi \in H_{\Gamma}^2$  to the stationary NLS equation (1.2) with  $\Lambda = -\mu^2$  satisfies the concentration estimate*

$$(3.31) \qquad \|\Phi\|_{L^2(\Gamma^c)}^2 \leq C\mu e^{-2\mu\ell},$$

*whereas the mass and energy integrals  $\mathcal{Q} := \mathcal{Q}(\Phi)$  and  $\mathcal{E} := \mathcal{E}(\Phi)$  in (1.3) are expanded asymptotically by*

$$(3.32) \qquad \mathcal{Q} = 2\mu - 16 \frac{N-2}{N+2} \mu^2 \ell e^{-2\mu\ell} + \mathcal{O}(\mu e^{-2\mu\ell}).$$

*and*

$$(3.33) \qquad \mathcal{E} = -\frac{2}{3}\mu^3 + \mathcal{O}(\mu^4 e^{-2\mu\ell}).$$

*The mass integral  $\mathcal{Q}$  is a  $C^1$  increasing function of  $\mu$  when  $\mu$  is large.*

**Remark 3.4.** The wave on the looping edge is dnoidal for  $N = 1$  (since  $k < 1$ ) and cnoidal for  $N \geq 3$  (since  $k > 1$ ). Its character in the case  $N = 2$  is undetermined since the first correction vanishes and our results do not provide higher order corrections. However, since neither solution changes sign on the edge thanks to the constraints (2.50) in Lemma 2.12, the difference between the cnoidal and dnoidal waves is largely irrelevant.

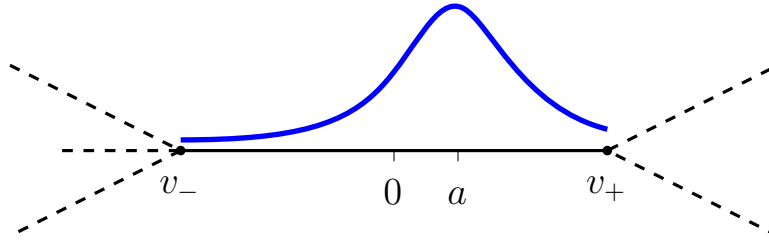


FIGURE 7. A localized solution localized on a internal edge for  $N_- = 3$  and  $N_+ = 2$ . The maximum of the solution is shifted to the right of the edge midpoint at the displacement  $a$ .

*Proof.* Continuity of the solution at the attachment vertex  $v$  coupled with its single-bump character implies that we can restrict our search to the solutions symmetric on the looping edge. From the midpoint to the attachment vertex  $v$ , possible solutions are described by Lemma 2.12; all of them are exponentially small in  $L$  at  $v$ . Given a small boundary value  $p$  on the attachment vertex  $v$ , there is a unique solution  $\Psi \in H^2(\Gamma^c)$ , which is described by Lemma 2.6 and Theorem 2.9. Therefore, all solutions in the prescribed class of functions are in one-to-one correspondence with solutions of the following equation from the NK conditions:

$$(3.34) \quad -2q_L = Np_L + \mathcal{R}(p_L, \mu).$$

This equation should be interpreted as an equation on  $k$  (through  $p_L$  and  $q_L$  that depends on  $k$ ). This equation replaces equation (3.7) in the proof of Theorem 3.1. The rest of the proof is identical to the previous one with the change  $N \mapsto N/2$  and the double factor in (3.32) and (3.33) compared to (3.4) and (3.5) thanks to the splitting

$$(3.35) \quad L^2(\Gamma_\mu) = L^2(-L, 0) \oplus L^2(0, L) \oplus L^2(\Gamma^c).$$

Monotonicity of  $\mathcal{Q}$  is established by a similar expansion of the derivative resulting in  $\frac{d\mathcal{Q}}{d\mu} = 2 + \mathcal{O}(\mu^2 e^{-2\mu\ell})$ .  $\square$

**3.3. Internal edge.** We finally arrive to the “generic” type of edge: an edge which connects two distinct vertices of degree larger than two. We call such edges *internal*.

**Theorem 3.5.** *Let  $\Gamma_\mu$  be a graph with  $\mu$ -scaled edge lengths and with a internal edge  $e$  connecting vertices  $v_-$  and  $v_+$  of degrees  $N_- + 1 \geq 3$  and  $N_+ + 1 \geq 3$  correspondingly, see Fig. 1(c). Identify the edge  $e$  with the interval  $[-\mu\ell, \mu\ell]$ , so that the length of  $e$  is  $2\mu\ell$ . Introduce the notation*

$$(3.36) \quad a_* = \frac{1}{2} \tanh^{-1} \left( \frac{N_- - N_+}{N_+ N_- - 1} \right),$$

and let  $(-a_0, a_0)$  be an arbitrary interval containing  $a_*$ .

Then, for large enough  $\mu$ , there is a unique solution  $\Psi \in H_{\Gamma_\mu}^2$  to the stationary NLS equation (3.1) with the following properties:

- on the internal edge  $e$  the solution is strictly positive and achieves its maximum in the interval  $[-a_0, a_0]$ ; it decreases monotonically from its maximum towards the attachment vertex  $v$ ,
- on the remainder graph  $\Gamma_\mu^c$  the solution is positive and has no internal local maxima.

On the internal edge, the solution is described by

$$(3.37) \quad \Psi(z) = \frac{1}{\sqrt{2 - k^2}} \operatorname{dn} \left( \frac{z - a}{\sqrt{2 - k^2}}; k \right), \quad z \in [-\mu\ell, \mu\ell],$$

where

$$(3.38) \quad a = a_* + \mathcal{O}(e^{-\mu\ell_{\min}}),$$

and

$$(3.39) \quad k = 1 + 8\sqrt{\frac{N_- - 1}{N_- + 1}}\sqrt{\frac{N_+ - 1}{N_+ + 1}}e^{-2\mu\ell} + \mathcal{O}(e^{-2\mu\ell - \mu\ell_{\min}}),$$

where  $\ell_{\min}$  is the length of the shortest edge in  $\Gamma^c$ . The corresponding solution  $\Phi \in H_\Gamma^2$  to the stationary NLS equation (1.2) with  $\Lambda = -\mu^2$  on the original graph  $\Gamma$  concentrates on the internal edge, so that

$$(3.40) \quad \|\Phi\|_{L^2(\Gamma^c)}^2 \leq C\mu e^{-2\mu\ell},$$

whereas the mass and energy integrals  $\mathcal{Q} := \mathcal{Q}(\Phi)$  and  $\mathcal{E} := \mathcal{E}(\Phi)$  in (1.3) are expanded asymptotically by

$$(3.41) \quad \mathcal{Q} = 2\mu - 16\sqrt{\frac{N_- - 1}{N_- + 1}}\sqrt{\frac{N_+ - 1}{N_+ + 1}}\mu^2\ell e^{-2\mu\ell} + \mathcal{O}(\mu e^{-2\mu\ell}).$$

and

$$(3.42) \quad \mathcal{E} = -\frac{2}{3}\mu^3 + \mathcal{O}(\mu^4 e^{-2\mu\ell}).$$

The mass integral  $\mathcal{Q}$  is a  $C^1$  increasing function of  $\mu$  when  $\mu$  is large.

**Remark 3.6.** Similar to Remark 3.2, estimate (3.41) should also remain valid in the case  $N_- = 1$  (or  $N_+ = 1$ ). Of course, if  $N_- = 1$ , then  $v_-$  is a ‘‘spurious’’ vertex which can be absorbed into the edge thus increasing the length  $\ell$  and producing a better estimate.

*Proof.* Denote by  $a$  the location of the maximum of the solution on the internal edge  $[-\mu\ell, \mu\ell]$  as in Fig. 7. The distance from the vertex  $v_-$  to the maximum is  $\mu\ell + a$  and from the maximum to vertex  $v_+$  is  $\mu\ell - a$ . Assume that  $a$  is defined in an  $\mu$ -independent interval  $[-a_0, a_0]$  for a large  $a_0 > 0$ . Assume the degree of  $v_-$  is  $N_- + 1$  and degree of  $v_+$  is  $N_+ + 1$ , with  $N_\pm \geq 2$  and, without loss of generality,  $N_- \geq N_+$ .

We will now find  $a$  and  $k$  such that there is a solution of the form  $\Psi_n(z - a)$  on the marked edge, see equation (2.18). The distance from the maximum at  $a$  to either vertex is of order  $\mu$ . Therefore the solution on both sides of the maximum satisfies the setting of Lemma 2.12 with the shared value of  $k$  in the smaller of the two allowed regions, see Remark 2.13. Solution values  $p_{\mu\ell\pm a}$  on the vertices are exponentially small,  $0 \leq p_{\mu\ell\pm a} \leq C_\pm e^{-\mu\ell}$  for  $a \in (-a_0, a_0)$  with  $\mu$ -independent constants  $C_\pm > 0$ . Therefore we can apply Theorem 2.9 resulting in the matching conditions

$$(3.43) \quad \begin{cases} -q_{\mu\ell+a} = N_- p_{\mu\ell+a} + \mathcal{R}^-(p_{\mu\ell+a}, \mu), \\ -q_{\mu\ell-a} = N_+ p_{\mu\ell-a} + \mathcal{R}^+(p_{\mu\ell-a}, \mu), \end{cases}$$

where the remainder terms satisfy the bounds

$$(3.44) \quad \begin{cases} |\mathcal{R}^\pm(p_{\mu\ell\pm a}, \mu)| \leq C(p_{\mu\ell\pm a}e^{-\mu\ell_{\min}} + p_{\mu\ell\pm a}^3), \\ |\partial_{p_{\mu\ell\pm a}} \mathcal{R}^\pm(p_{\mu\ell\pm a}, \mu)| \leq C(e^{-\mu\ell_{\min}} + p_{\mu\ell\pm a}^2), \\ |\partial_\mu \mathcal{R}^\pm(p_{\mu\ell\pm a}, \mu)| \leq C\mu^{-1}p_{\mu\ell\pm a}, \end{cases}$$

for some  $C > 0$  independently of large  $\mu$  and small  $p$ , similarly to the estimates (3.8). As before, solutions to (3.43) are in one-to-one correspondence with solutions  $\Psi$  of the NLS with the desired properties.

For convenience we rescale parameter  $k$  by substituting

$$(3.45) \quad k - 1 = 8e^{-2\mu\ell}x, \quad x \in (x_-, x_+) \quad x_{\pm} = \pm e^{-2a_0} + \mathcal{O}(\mu e^{-2\mu\ell}).$$

Thanks to equations (2.52) with  $L = \mu\ell \pm a$  and scaling (3.45) we can write

$$(3.46) \quad \begin{cases} p_{\mu\ell \pm a} = 2e^{-(\mu\ell \pm a)} [1 - xe^{\pm 2a} + \mathcal{R}_p^{\pm}(x, a, \mu)], \\ q_{\mu\ell \pm a} = -2e^{-(\mu\ell \pm a)} [1 + xe^{\pm 2a} + \mathcal{R}_q^{\pm}(x, a, \mu)], \end{cases}$$

where  $\mathcal{R}_p^{\pm}(x, a, \mu)$  and  $\mathcal{R}_q^{\pm}(x, a, \mu)$  satisfy the same estimates as in (3.11) for every  $a \in (-a_0, a_0)$  and  $x \in (x_-, x_+)$  and an additional estimate due to the additional parameter  $a$ :

$$(3.47) \quad |\partial_a \mathcal{R}_p^{\pm}(x, \mu)| \leq C\mu e^{-2\mu\ell},$$

for some  $C > 0$  independently of large  $\mu$  with  $a \in (-a_0, a_0)$  and  $x \in (x_-, x_+)$ . This estimate comes from

$$\frac{\partial p_{\mu\ell \pm a}}{\partial a} = \pm q_{\mu\ell \pm a}$$

and (3.46), which gives

$$\frac{\partial \mathcal{R}_p^{\pm}}{\partial a} = \pm (\mathcal{R}_p^{\pm} - \mathcal{R}_q^{\pm})$$

and thus gives (3.47). Substituting (3.45) and (3.46) into (3.43) yields

$$(3.48) \quad \begin{cases} (1 - N_-)e^{-a} + x(1 + N_-)e^a = \tilde{\mathcal{R}}^-(x, a, \mu), \\ (1 - N_+)e^a + x(1 + N_+)e^{-a} = \tilde{\mathcal{R}}^+(x, a, \mu), \end{cases}$$

which is similar to (3.15) and where the remainder terms  $\tilde{\mathcal{R}}^{\pm}(x, a, \mu)$  and their derivatives in  $x$ ,  $a$ , and  $\mu$  satisfy estimates similar to the bounds (3.16) with  $|\partial_a \tilde{\mathcal{R}}^{\pm}| \leq C|\tilde{\mathcal{R}}^{\pm}|$ .

Next, we prove that there is a solution to the system (3.48) in the neighborhood of the point

$$(3.49) \quad a_* = \frac{1}{2} \tanh^{-1} \left( \frac{N_- - N_+}{N_+ N_- - 1} \right), \quad x_* = \sqrt{\frac{N_- - 1}{N_- + 1}} \sqrt{\frac{N_+ - 1}{N_+ + 1}},$$

which are the solutions of system (3.48) with  $\tilde{\mathcal{R}}^{\pm}(x, a, \mu) \equiv 0$ . It can be easily seen that both  $\tanh^{-1}$  and square roots are well-defined for  $N_{\pm} \geq 2$ . Also,  $a_* \in (-a_0, a_0)$  for a sufficiently large fixed  $a_0 > 0$ , whereas a neighborhood of  $x_*$  belongs to the allowed region  $(x_-, x_+)$  for large enough  $\mu$  because

$$e^{-2|a_*|} = \sqrt{\frac{(N_+ - 1)(N_- + 1)}{(N_- - 1)(N_+ + 1)}} > x_*.$$

Applying the inverse of the (nonlinear) left-hand side of (3.48) to the right-hand side turns the system into a fixed-point problem. The map of the fixed-point problem is contractive in  $(x_-, x_+) \times (-a_0, a_0)$ . By the Contraction Mapping Principle (see Theorem C.1), there exists a unique solution of the system of two nonlinear equations (3.48) satisfying the estimate

$$(3.50) \quad a = a_* + \mathcal{O}(e^{-\mu\ell_{\min}}), \quad x = x_* + \mathcal{O}(e^{-\mu\ell_{\min}}),$$

thus obtaining (3.38) and (3.39). Since  $0 \leq p_{\mu\ell \pm a} \leq C_{\pm} e^{-\mu\ell}$  for  $a \in (-a_0, a_0)$  and  $x \in (x_-, x_+)$ , the estimate (3.40) follows from (2.24) and the scaling transformation (2.37). In order to prove the expansion (3.41), we partition

$$(3.51) \quad \|\Psi\|_{L^2(\Gamma_{\mu})}^2 = \|\Psi\|_{L^2(-\mu\ell, a)}^2 + \|\Psi\|_{L^2(a, \mu\ell)}^2 + \|\Psi\|_{L^2(\Gamma^c)}^2.$$

Each of the two leading-order integrals in (3.51) is expanded similarly to (3.20), after which the expansion (3.22) with (3.39) yields (3.41). The expansion (3.42) is derived from a decomposition



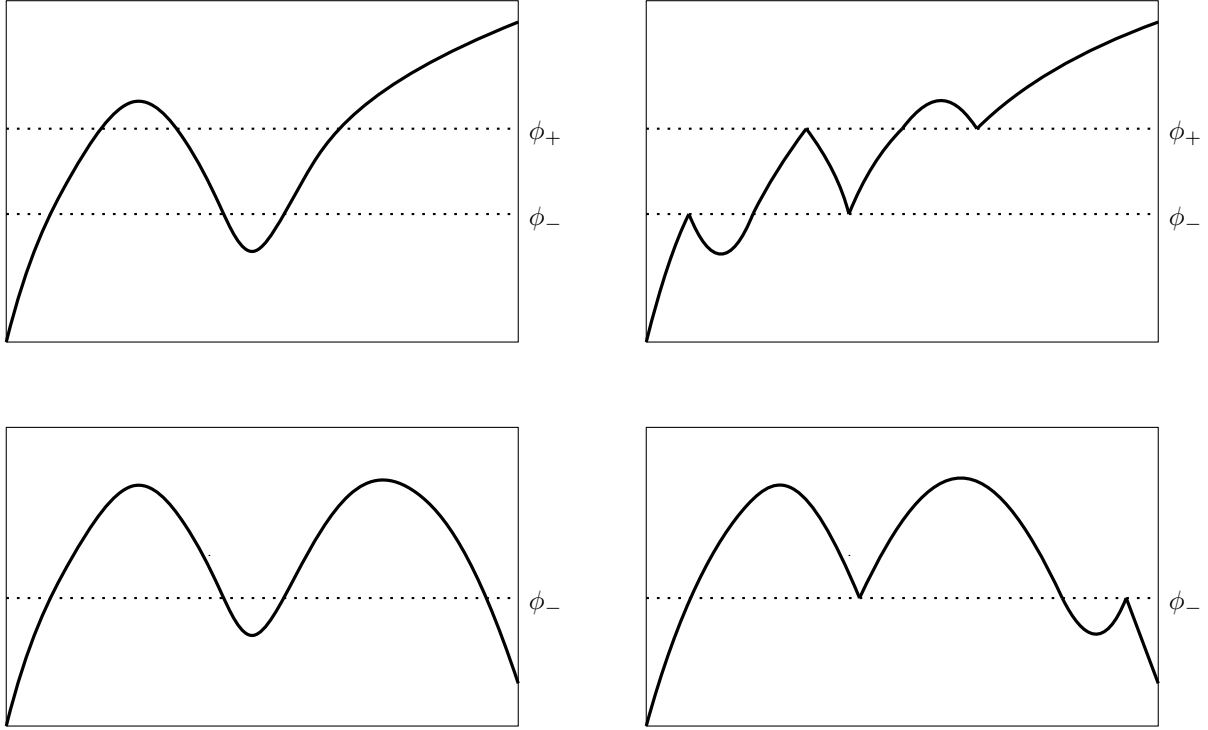


FIGURE 8. Two cases of the function  $\Phi$  (left column) and their corresponding preliminary rearrangements (right column) described in the proof of Proposition 4.1.

similar to (3.51). Furthermore, in a similar fashion, the derivative of  $\mathcal{Q}$  may be estimated as  $\frac{d\mathcal{Q}}{d\mu} = 2 + \mathcal{O}(\mu^2 e^{-2\mu\ell})$  establishing monotonicity of  $\mathcal{Q}$ .  $\square$

#### 4. SEARCH FOR THE EDGE-LOCALIZED STATE WITH SMALLEST ENERGY

The ground state of the constrained minimization problem (1.4) with fixed mass  $q$ , when it exists, has the following properties

**Proposition 4.1.** *Let  $\Phi \in H_\Gamma^1$  be the ground state of the constrained minimization problem (1.4). Then*

- (1)  $\Phi$  is real and positive (up to a non-zero factor),
- (2)  $\Phi \in H_\Gamma^2$  and is a solution to the stationary NLS equation (1.2) with some  $\Lambda \in \mathbb{R}$ ,
- (3)  $\Phi$  is “non-oscillatory” on every edge  $e$  of the graph: the number of preimages of any value  $\phi \in \mathbb{R}$  in the open edge  $e$  does not exceed 2,

$$(4.1) \quad \#\{x \in e : \Phi(x) = \phi\} \leq 2.$$

*Proof.* The first two properties are established in [5, Proposition 3.3]. The last property is a consequence of the Polya–Szegő inequality (see [5, Proposition 3.1]). Informally, if (4.1) is violated, we can rearrange the function  $\Phi \in H_\Gamma^1$  in a way that lowers energy while conserving the mass.

To give full details, if (4.1) is violated, one can find an interval  $(\phi_-, \phi_+)$  of values with 3 or more preimages. Starting with  $\phi$ , we can easily show this by considering three cases: all preimages of  $\phi$  are local extrema, none of preimages of  $\phi$  are local extrema, and at least one is a local extremum and at least one is not.

Without loss of generality (and passing to a smaller interval if necessary) we can assume that  $\Phi(u) < \phi_-$  and  $\Phi(v) \notin (\phi_-, \phi_+)$ , where  $e = (u, v)$ . There are now two cases to consider,  $\Phi(v) > \phi_+$  and  $\Phi(v) < \phi_-$ , shown on the top left and bottom left panels of Fig. 8 respectively.

In the former case, we rearrange the function  $\Phi$  on the edge  $e$  by first collecting together all open intervals where  $\Phi < \phi_-$  (preserving their relative order in the edge  $e$ ). Then we collect all pre-images of the interval  $(\phi_-, \phi_+)$  and, finally, all open intervals where  $\Phi > \phi_+$ , see Fig. 8 (top right). It is easy to see that the resulting function is continuous (in particular, its values on the vertices  $u$  and  $v$  are unchanged) and piecewise differentiable, thus an admissible  $H_\Gamma^1$  test function. Applying monotone rearrangement to the middle part (pre-images of the interval  $(\phi_-, \phi_+)$ ) we obtain an equimeasurable with  $\Phi$  function with a smaller derivative and therefore strictly smaller energy for the same mass.

In the latter case (both  $\Phi(u) < \phi_-$  and  $\Phi(v) < \phi_-$ ), we retain the first interval of  $\Phi^{-1}(-\infty, \phi_-)$ , then place all preimages of  $(\phi_-, \infty)$ , then all remaining preimages of  $(-\infty, \phi_-)$ . As before, we obtain an admissible  $H^1(\Gamma)$  function, see Fig. 8 (bottom right). We apply *symmetric rearrangement* to its middle part (preimages of  $(\phi_-, \infty)$ ) which has at least 2 preimages for all values and at least 3 for values in  $(\phi_-, \phi_+)$ . Therefore the energy becomes strictly smaller.  $\square$

The edge-localized states constructed in Theorems 3.1, 3.3, and 3.5 satisfy the properties listed in Proposition 4.1 and are therefore good candidates for the ground state. Moreover, by an application of Lemma 2.6, each edge-localized state has a unique maximum, which is also suggestive of a ground state. (There is currently no proof that a ground state must have unique maximum on the whole graph.)

It is therefore relevant to ask what characterizes an edge that would support a localized solution  $\Phi \in H_\Gamma^2$  with the smallest energy  $E_q$  for a given mass  $q$ . This is not straightforward since we have expressions for both energy and mass as functions of the Lagrange multiplier  $\Lambda = -\mu^2$ , which now needs to be eliminated. Additionally, in many cases the asymptotic representations of  $\mathcal{Q}(\mu)$  and  $\mathcal{E}(\mu)$  differ only in the exponentially-small correction to the leadign term.

Section 4.1 provides a tool that will enable comparison of the energy  $\mathcal{E} = \mathcal{E}(\Phi)$  for a given mass based on comparison of mass and energy for given Lagrange multiplier  $\Lambda$ . Section 4.2 applies the tool to distinguish between the pendant, looping, and internal edges of different lengths and to provide the proof of Theorem 1.2 in the case of bounded graphs. Corollary 1.3 is proven in Section 4.3 for the case of unbounded graphs. Section 4.4 discusses the relevance of the edge-localized states in the search for the ground state.

**4.1. Comparison lemma.** Let  $\Phi \in H_\Gamma^2$  be a solution to the stationary NLS equation (1.2) with the Lagrange multiplier  $\Lambda$  and define  $\mathcal{Q} := \mathcal{Q}(\Phi)$  and  $\mathcal{E} := \mathcal{E}(\Phi)$  by (1.3). Since  $\Phi$  is a critical point of the augmented energy  $S_\Lambda(U) := \mathcal{E}(U) - \Lambda \mathcal{Q}(U)$ , it follows that that  $\mathcal{Q}$  and  $\mathcal{E}$  satisfy the differential equation

$$(4.2) \quad \frac{d\mathcal{E}}{d\Lambda} = \Lambda \frac{d\mathcal{Q}}{d\Lambda},$$

provided they are  $C^1$  in  $\Lambda$ . The following comparison lemma is deduced from analysis of the differential equation (4.2).

**Lemma 4.2.** *Assume that there are two solution branches with the  $C^1$  maps  $\Lambda \mapsto \mathcal{Q}_{1,2}(\Lambda)$  and  $\Lambda \mapsto \mathcal{E}_{1,2}(\Lambda)$ , where  $\Lambda \in (-\infty, \Lambda_0)$  for some  $\Lambda_0 < 0$ , satisfying*

$$(4.3) \quad \lim_{\Lambda \rightarrow -\infty} |\Lambda| |\mathcal{Q}_2(\Lambda) - \mathcal{Q}_1(\Lambda)| = 0$$

and

$$(4.4) \quad \lim_{\Lambda \rightarrow -\infty} |\mathcal{E}_2(\Lambda) - \mathcal{E}_1(\Lambda)| = 0,$$

*If  $\mathcal{Q}_1(\Lambda) < \mathcal{Q}_2(\Lambda)$  for every  $\Lambda \in (-\infty, \Lambda_0)$ , then  $\mathcal{E}_1(\Lambda) > \mathcal{E}_2(\Lambda)$ . If, additionally,  $\mathcal{Q}_{1,2}$  are decreasing on  $(-\infty, \Lambda_0)$  and the values  $\Lambda_1, \Lambda_2 \in (-\infty, \Lambda_0)$  are such that  $\mathcal{Q}_2(\Lambda_2) = \mathcal{Q}_1(\Lambda_1) = q$ , then  $\mathcal{E}_1(\Lambda_1) > \mathcal{E}_2(\Lambda_2)$ .*

*Proof.* Integrating equation (4.2) by parts we get

$$\begin{aligned}
\mathcal{E}_1(\Lambda) - \mathcal{E}_2(\Lambda) &= \int_{-\infty}^{\Lambda} \frac{d}{ds} [\mathcal{E}_1(s) - \mathcal{E}_2(s)] ds \\
&= \int_{-\infty}^{\Lambda} s \frac{d}{ds} [\mathcal{Q}_1(s) - \mathcal{Q}_2(s)] ds \\
(4.5) \qquad &= \Lambda [\mathcal{Q}_1(\Lambda) - \mathcal{Q}_2(\Lambda)] - \int_{-\infty}^{\Lambda} [\mathcal{Q}_1(s) - \mathcal{Q}_2(s)] ds,
\end{aligned}$$

where the boundary terms as  $\Lambda \rightarrow -\infty$  vanish due to (4.3) and (4.4). If  $\mathcal{Q}_1(\Lambda) < \mathcal{Q}_2(\Lambda)$  for every  $\Lambda \in (-\infty, \Lambda_0)$  with negative  $\Lambda_0$ , then the right-hand side of (4.5) is strictly positive and  $\mathcal{E}_1(\Lambda) > \mathcal{E}_2(\Lambda)$  for every  $\Lambda \in (-\infty, \Lambda_0)$ .

In order to prove the second assertion, we observe the following. It follows from  $\mathcal{Q}_1(\Lambda) < \mathcal{Q}_2(\Lambda)$  for every  $\Lambda \in (-\infty, \Lambda_0)$  that if  $\mathcal{Q}_2(\Lambda_2) = \mathcal{Q}_1(\Lambda_1) = q$ , then  $\Lambda_1 < \Lambda_2$ , see Fig. 9. We can now expand

$$\mathcal{E}_1(\Lambda_1) - \mathcal{E}_2(\Lambda_2) = \mathcal{E}_1(\Lambda_1) - \mathcal{E}_2(\Lambda_1) + \mathcal{E}_2(\Lambda_1) - \mathcal{E}_2(\Lambda_2).$$

Using (4.5) we can estimate

$$\mathcal{E}_1(\Lambda_1) - \mathcal{E}_2(\Lambda_1) > \Lambda_1 [\mathcal{Q}_1(\Lambda_1) - \mathcal{Q}_2(\Lambda_1)].$$

We also have

$$\begin{aligned}
\mathcal{E}_2(\Lambda_1) - \mathcal{E}_2(\Lambda_2) &= - \int_{\Lambda_1}^{\Lambda_2} \frac{d\mathcal{E}_2}{ds} ds \\
&= - \int_{\Lambda_1}^{\Lambda_2} s \frac{d\mathcal{Q}_2}{ds} ds \\
&= \Lambda_1 \mathcal{Q}_2(\Lambda_1) - \Lambda_2 \mathcal{Q}_2(\Lambda_2) + \int_{\Lambda_1}^{\Lambda_2} \mathcal{Q}_2(s) ds.
\end{aligned}$$

Combining the two expressions and denoting  $\mathcal{Q}_2(\Lambda_2) = \mathcal{Q}_1(\Lambda_1) = q$  we get

$$\begin{aligned}
\mathcal{E}_1(\Lambda_1) - \mathcal{E}_2(\Lambda_2) &> \Lambda_1 \mathcal{Q}_1(\Lambda_1) - \Lambda_2 \mathcal{Q}_2(\Lambda_2) + \int_{\Lambda_1}^{\Lambda_2} \mathcal{Q}_2(s) ds \\
&= -(\Lambda_2 - \Lambda_1)q + \int_{\Lambda_1}^{\Lambda_2} \mathcal{Q}_2(s) ds \\
&= \int_{\Lambda_1}^{\Lambda_2} (\mathcal{Q}_2(s) - q) ds.
\end{aligned}$$

Since  $\mathcal{Q}_2$  is decreasing on  $(-\infty, \Lambda_0)$ , we have  $\mathcal{Q}_2(\Lambda) \geq \mathcal{Q}_2(\Lambda_2) = q$  for every  $\Lambda \in (\Lambda_1, \Lambda_2)$ , see Fig. 9, so that the previous expression implies that  $\mathcal{E}_1(\Lambda_1) - \mathcal{E}_2(\Lambda_2) > 0$ .  $\square$

**Remark 4.3.** Lemma 4.2 presents a surprising fact that if two  $C^1$  monotonic maps  $\Lambda \mapsto \mathcal{Q}_{1,2}$  for the two branches of the edge-localized states converge to each other, then the stationary state with the minimal  $\mathcal{Q}$  for fixed (large negative) Lagrange multiplier  $\Lambda$  corresponds to the maximal  $\mathcal{E}$  for fixed (large positive) mass  $q$ . Because of a trivial sign error, the swap between the two branches of stationary solutions on the  $(\Lambda, \mathcal{Q})$  and  $(\mathcal{Q}, \mathcal{E})$  diagrams was overlooked in [28] for the particular case of the dumbbell graph.

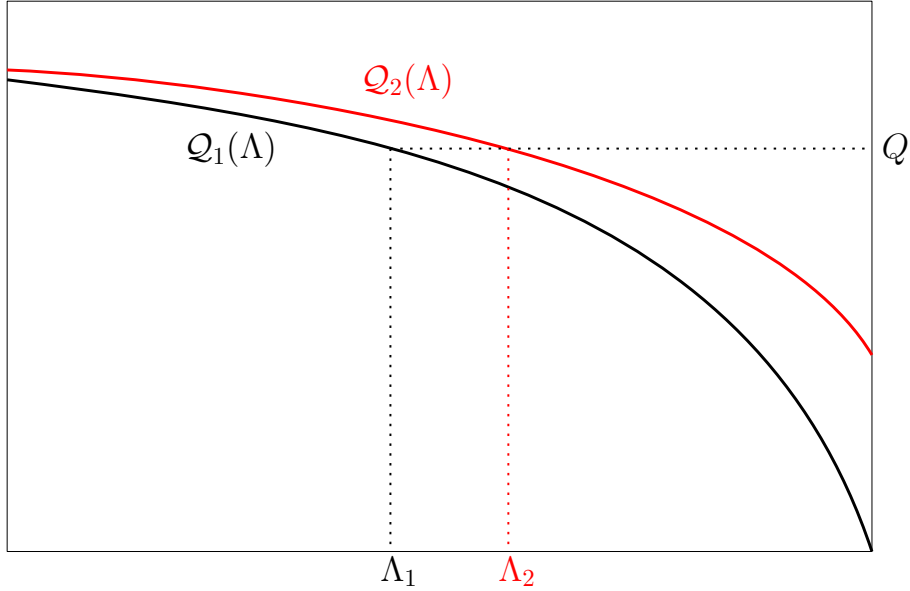


FIGURE 9. Schematic diagram of the maps  $\Lambda \mapsto \mathcal{Q}_{1,2}$  in Lemma 4.2.

**4.2. Proof of Theorem 1.2.** Consider a compact graph  $\Gamma$ , i.e. a graph with finitely many edges, each of finite length. We will deduce which edge of the graph  $\Gamma$  gives an edge-localized state of smallest energy  $\mathcal{E}$  for a given (large) mass  $\mathcal{Q}$  providing the proof of Theorem 1.2.

The first comparison is between a pendant and a non-pendant (looping or internal) edge. For a pendant edge, Theorem 3.1 gives to the leading term,

$$(4.6) \quad \mathcal{Q} \sim \mu, \quad \mathcal{E} \sim -\frac{1}{3}\mu^3, \quad \Rightarrow \quad \mathcal{E}_p \sim -\frac{1}{3}\mathcal{Q}^3,$$

whereas for a non-pendant edge, Theorems 3.3 and 3.5 give to the leading term

$$(4.7) \quad \mathcal{Q} \sim 2\mu, \quad \mathcal{E} \sim -\frac{2}{3}\mu^3, \quad \Rightarrow \quad \mathcal{E}_{np} \sim -\frac{1}{12}\mathcal{Q}^3 > \mathcal{E}_p.$$

Therefore, *for a given mass  $\mathcal{Q}$ , localizing on a pendant edge of any length is preferable to localizing on a non-pendant edge.*

For comparing similar edges, we can apply Lemma 4.2 where the assumptions (4.3), (4.4), and the monotonicity of the map  $\Lambda \mapsto \mathcal{Q}$  have been verified in Theorems 3.1, 3.3, and 3.5.

Comparing two pendant edges via equation (3.4), we see from the exponentially small term that *the state localized on a longer pendant edge has larger mass  $\mathcal{Q}$  for fixed  $\mu$ .* Hence, by Lemma 4.2, it has smaller  $\mathcal{E}$  at fixed mass  $\mathcal{Q}$ . If two edges have the same length, *the pendant edge incident to fewer edges is more energetically optimal.*

Comparing two non-pendant edges via equations (3.32) and (3.41) we see that *the looping edges incident to  $N = 1$  or 2 edges are energetically favorable since  $\mathcal{Q} > 2\mu$  for  $N = 1$  or  $\mathcal{Q} \approx 2\mu$  for  $N = 2$ , whereas  $\mathcal{Q} < 2\mu$  for a looping edge with  $N \geq 3$  or an internal edge.* Moreover, *the shorter looping edge with  $N = 1$  has smaller energy  $\mathcal{E}$  at fixed mass  $\mathcal{Q}$ .* No conclusion on the lengths can be drawn for the looping edge with  $N = 2$  unless the higher-order exponentially small correction is computed and analyzed.

For the looping edge incident to  $N \geq 3$  edges and for the internal edges, we can see from equations (3.32) and (3.41) that the length of the edge is the primary factor (*the longer the edge, the lower the energy*). To break a tie in the case of two edges of the same length *the energy is*

lowest on the edge with the smaller

$$(4.8) \quad \frac{N-2}{N+2} \quad \text{or} \quad \sqrt{\frac{N_- - 1}{N_- + 1}} \sqrt{\frac{N_+ - 1}{N_+ + 1}}.$$

Combining all comparisons together provides the proof of Theorem 1.2.

**4.3. Proof of Corollary 1.3.** Consider an unbounded graph  $\Gamma$  with finitely many edges and finitely many vertices such that at least one edge as a half-line. By [6, Corollary 3.4], if there exists a stationary state with energy  $\mathcal{E}$  satisfying

$$(4.9) \quad \mathcal{E} \leq -\frac{1}{12}Q^3$$

for a given mass, then there exists a ground state in the constrained minimization problem (1.4). The energy level  $\mathcal{E} = -\frac{1}{12}Q^3$  is the energy of the NLS soliton (2.15) after scaling (2.37) on the infinite line.

In the case of a pendant, the criterion (4.9) is always satisfied thanks to the estimate (4.6), in agreement with [6, Proposition 4.1]. If no pendant edges are present in the graph  $\Gamma$ , the criterion (4.9) can be restated with the help of the comparison lemma (Lemma 4.2) as follows. If there exists an edge-localized state with mass  $Q$  satisfying

$$(4.10) \quad Q \geq 2\mu$$

for a given Lagrange multiplier  $\Lambda = -\mu^2$ , then there exists a ground state on the graph  $\Gamma$ .

Thanks to the estimate (3.32) and (3.41), the criterion (4.10) is satisfied for the edge-localized state on the looping edge incident to  $N = 1$  edge since  $Q > 2\mu$  and is definitely not satisfied for the edge-localized states on the looping edge incident to  $N \geq 3$  edges or on the internal edge since  $Q < 2\mu$ . The case of the looping edge incident to  $N = 2$  edges is borderline since  $Q \approx 2\mu$  and no conclusion can be drawn without further estimates.

Comparison between masses of edge-localized states on the pendant edges of different lengths or on the looping edges incident to  $N = 1$  edge of different lengths is the same as in the case of bounded graphs.

**4.4. Searching for the ground state.** In this section we outline some heuristic arguments why the edge-localized states should be the only candidates for the ground state. Making these arguments mathematically precise remains a challenging open question of high priority.

The condition of being positive and non-oscillatory (see Proposition 4.1) on a long edge of the rescaled graph  $\Gamma_\mu$  imposes restrictions on the solutions  $\Psi$  to equation (2.14). On every edge  $e$  they must be either identically constant or to be close to a portion of the shifted sech-solution (2.15) on every interval between a local maximum and a local minimum on the edge  $e$ .

Considering only the second possibility, and ignoring all parts of the graph where the solution falls below the small value  $p_0$  from Theorem 2.9, we can break the solution into  $M$  portions of half-sech solutions. The mass and energy of these portions are given at the leading-order by

$$(4.11) \quad Q \sim M\mu, \quad \mathcal{E} \sim -\frac{M}{3}\mu^3,$$

so that

$$(4.12) \quad \mathcal{E}_g \sim -\frac{1}{3M^2}Q^3.$$

We conclude that any value of  $M$  above 2 results in a worse energy than that achievable by any edge-localized state, see equations (4.6) and (4.7). But the value  $M = 1$  is only possible when the maximum is achieved on a vertex of degree 1 (i.e. a pendant edge) and the value  $M = 2$  corresponds to a single point of maximum. This means that the solution localizes on a single edge.

(A solution localizing on *two* pendant edges would also result in  $M = 2$ , but they have larger energy compared to the solution localizing on one of the pendants.)

## 5. NUMERICAL EXAMPLES

We now discuss in detail the graph  $\Gamma$  of Fig. 2 and its edge-localized states. The graph  $\Gamma$  consists of two identical side loops and three identical internal edges connected at a single vertex of each loop. This corresponds to the case (iv) of Theorem 1.2.

Let us generalize the graph  $\Gamma$  with two side loops and  $K$  internal edges. For any stationary state  $\Phi \in H_{\Gamma}^2$  of the stationary NLS equation (1.2) centered on one of the  $K$  internal edges, Theorem 3.5 with  $N_- = N_+ = K + 1$  implies that the mass integral  $\mathcal{Q}_{\text{int}} := Q(\Phi)$  in (1.3) is expanded asymptotically as  $\mu \rightarrow \infty$  in the form:

$$(5.1) \quad \mathcal{Q}_{\text{int}} = 2\mu - \frac{16K}{K+2} \mu^2 \ell_0 e^{-2\mu\ell_0} + \mathcal{O}(\mu e^{-2\mu\ell_0}),$$

where  $\mu := |\Lambda|^{1/2}$  and  $\ell_0$  is the half-length of each internal edge. On the other hand, for any stationary state  $\Phi \in H_{\Gamma}^2$  centered at one of the two side loops, Theorem 3.3 with  $N = K$  implies that the mass integral  $\mathcal{Q}_{\text{loop}} := Q(\Phi)$  in (1.3) is expanded asymptotically as  $\mu \rightarrow \infty$  in the form:

$$(5.2) \quad \mathcal{Q}_{\text{loop}} = 2\mu - \frac{16(K-2)}{K+2} \mu^2 \ell_* e^{-2\mu\ell_*} + \mathcal{O}(\mu e^{-2\mu\ell_*}),$$

where  $\ell_*$  is the half-length of the side loop.

It is clear from comparing (5.1) and (5.2) with  $K = 3$  that the lengths  $\ell_0$  and  $\ell_*$  determine the state with smaller energy. The loop-centered state has smaller energy for large mass when the the internal edges are short relative to the loops and the internal edge-centered state has smaller energy for large mass when the the internal edges are long relative to the loops. The former case is illustrated in Fig. 10 (with  $2\ell_0 = \pi$  and  $2\ell_* = 2\pi$ ) and the latter case is shown in Fig. 11 (with  $2\ell_0 = 4\pi$  and  $2\ell_* = 2\pi$ ).

In addition to plotting the branches of loop-localized and edge-localized states we also show the branches of other states bifurcating off the constant solution. The edge-localized states were found for large mass by using Petviashvili's method, see [36] and [33], then continued to small mass. The constant solution and its bifurcations were constructed by using an arclength parametrization, see [20] based on [29]. In both cases, the constant state is the ground state for small mass [14] which undertakes two bifurcations considered in [28] and [20]. After the first bifurcation, the loop-centered state becomes the state with smaller energy and it remains such for every larger mass if the loop is long relative to the internal edge (Fig. 10). On the other hand, for long internal edges relative to the loops, the edge-centered state has the smaller energy for very large mass (Fig. 11).

Figures 2, 10 and 11 all solve the stationary NLS equation (1.2) approximated numerically using the quantum graphs software package by R. Goodman [21].

**5.1. Other examples of dumbbell graphs.** The case on one internal edge corresponds to the canonical dumbbell graph considered in [28] and [20]. It corresponds to the case (ii) of Theorem 1.2. It follows from (5.1) and (5.2) with  $K = 1$  that  $\mathcal{Q}_{\text{int}} < 2|\Lambda|^{1/2} < \mathcal{Q}_{\text{loop}}$ . By the comparison lemma (Lemma 4.2), the loop-centered state has a smaller energy  $\mathcal{E}$  at a fixed large mass  $\mathcal{Q}$  independently of lengths of the edges and loops. We reiterate here that the opposite incorrect conclusion was reported in [28] because of a trivial sign error, however, the fact that the edge-localized state cannot be the ground state for the dumbbell graph can be shown with the technique of energy-decreasing symmetric rearrangements from [5].

The same conclusion holds for the dumbbell graph with two internal edges, since expansions (5.1) and (5.2) with  $K = 2$  imply  $\mathcal{Q}_{\text{int}} < 2|\Lambda|^{1/2} \approx \mathcal{Q}_{\text{loop}}$ . This example corresponds to the case

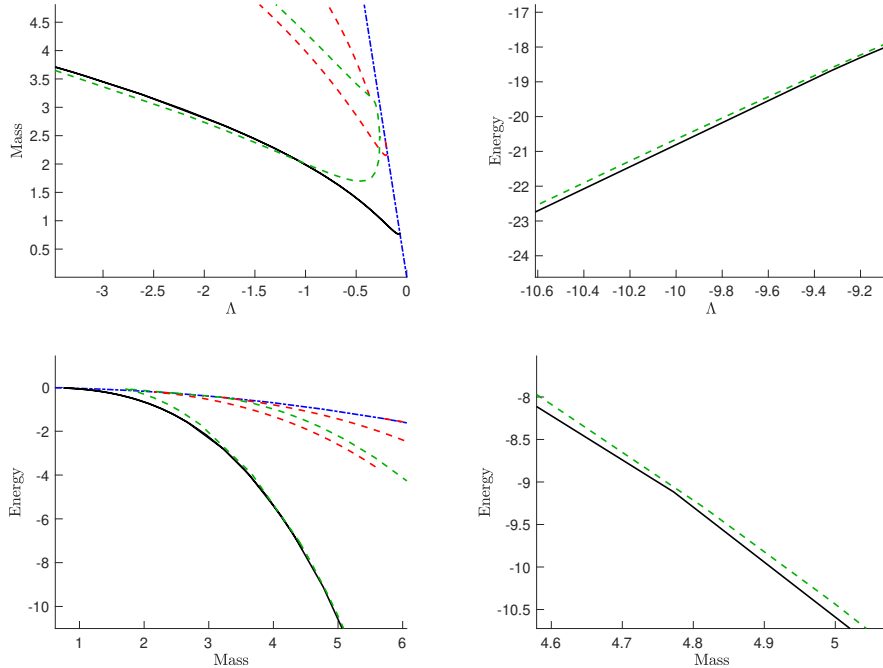


FIGURE 10. Stationary states for the dumbbell graph with two loops and three internal edges shown on Fig. 2, where the internal edges are shorter relative to the loops (edge length is  $\pi$  and loop lengths is  $2\pi$ ). We plot (top left) Mass  $\mathcal{Q}$  vs  $\Lambda$ ; (top right) Energy  $\mathcal{E}$  vs  $\Lambda$ ; (bottom left)  $\mathcal{E}$  versus  $\mathcal{Q}$ ; and (bottom right) the blow-up of the previous graph around mass 4.8. The black (—) (color online) line shows the loop-centered state, the green dashed (---) (color online) line shows the edge-centered state, and the dashed blue – solid line (color online) shows the constant state from which the loop-centered state bifurcates. The dashed red (---) lines show the state bifurcating off the constant state along the second eigenfunction (concentrated on two edges) and undergoing a pitchfork bifurcation as in [20].

(iii) of Theorem 1.2. Hence the loop-centered state has a smaller energy at a fixed large mass independently of lengths of the loops and the edges.

For the dumbbell graphs with more than three internal edges,  $K > 3$ , the comparison is similar to Figs. 10 and 11 for  $K = 3$ . The longest of the internal edges or loops is selected for the edge-localized state of smaller energy at fixed large mass. The dumbbell graphs with  $K \geq 3$  corresponds to the case (iv) of Theorem 1.2.

**5.2. Example of the tadpole graphs.** As a particular unbounded graph, we consider a tadpole graph with a single loop connected at one vertex point with  $K \geq 1$  half-lines, see Fig. 12(a) for an example. There is only one edge of a finite length with reflection symmetry.

The case  $K = 1$  corresponds to the canonical tadpole graph considered in [31] and in [6]. Since  $\mathcal{Q}_{\text{loop}} > 2\mu$  in this case, Corollary 1.3 states that there exists a ground state. The loop-centered state is a proper candidate for the ground state. Indeed, it was proven in [6], see Corollary 3.4 and Fig. 4 of [6], by using energy-decreasing symmetry rearrangements that the loop-centered states if the ground state of the tadpole graph.

For the case  $K = 2$ , Corollary 1.3 is inconclusive because  $\mathcal{Q}_{\text{loop}} \approx 2\mu$ . However, this is an exceptional case, for which the tadpole graph with two half-lines can be unfolded to an infinite

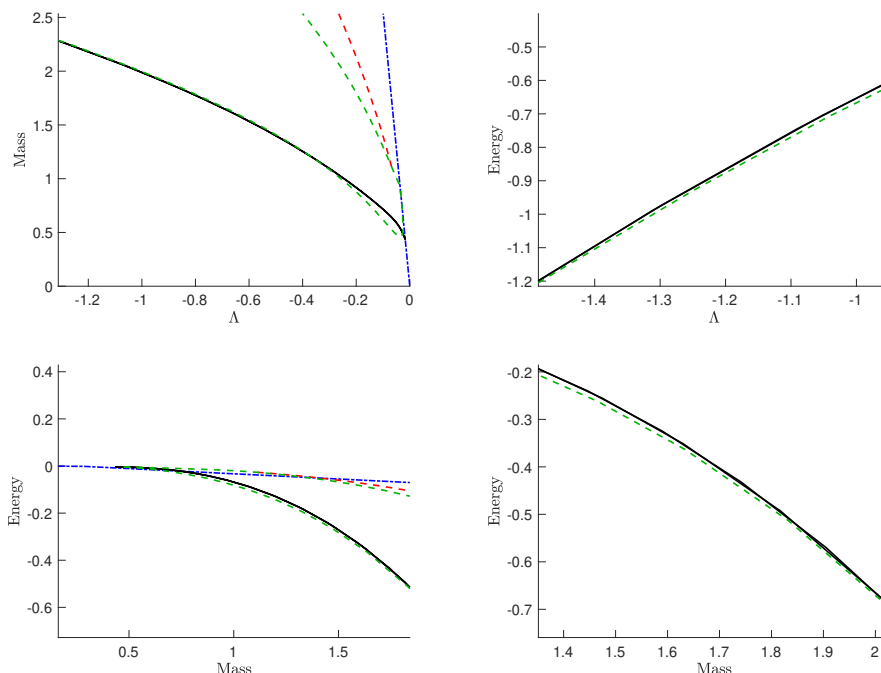


FIGURE 11. The same as Fig. 10 but such that the three internal edges are now longer relative to the loops (edge length is  $4\pi$  and loop lengths is  $2\pi$ ). A switch has occurred so that the edge-centered state has smaller energy in the large mass limit. The dashed red ( $---$ ) line shows the state undertaking the pitchfork bifurcation with the edge-centered state. In this case, the edge-centered state bifurcates directly from the constant state.

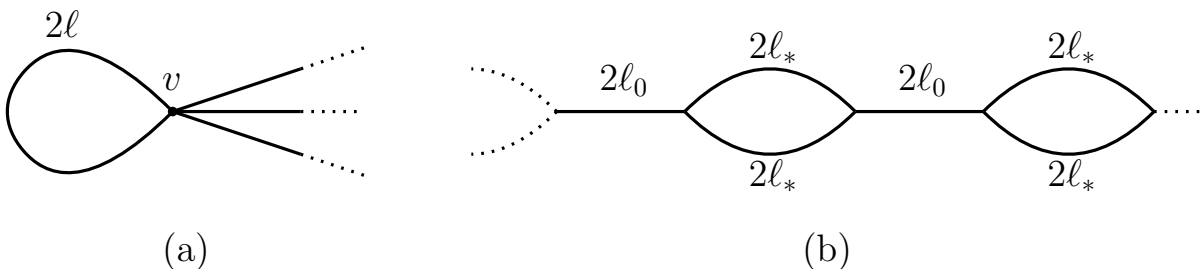


FIGURE 12. Example graphs considered in Sections 5.2 (a) and 5.3 (b).

line, for which the NLS soliton is a valid stationary state with  $\mathcal{Q}_{\text{loop}} = 2\mu$ . This loop-centered state is the ground state for any value of  $\mathcal{Q}$ , see Example 2.4 and Fig. 3 of [5] and Fig. 1 of [6].

For  $K \geq 3$ , we have  $\mathcal{Q}_{\text{loop}} < 2\mu$  and the loop-centered state is not a proper candidate for the ground state by Corollary 1.3. Indeed, there is no ground state according to Theorem 2.5 of [5].

**5.3. Example of a periodic graph.** Here we consider the periodic graphs [16, 18, 34, 35], the basic cell of which consists of one internal edge and one loop repeated periodically, see Fig. 12(b). We will use the convention that a connecting edge is of length  $2l_0$  and the loop components of length  $2l_*$  (for a total loop length of  $4l_*$ ). Existence of stationary states pinned to the symmetry points of the internal edge and the two halves of the loop was proven in the small-mass limit in Theorem 1.1 in [35]. Characterization of stationary states as critical points of a certain variational problem was developed in Theorem 3.1 in [34].



This example of the periodic graph is beyond validity of the variational theory in [6, 7] or the comparison theory in our Corollary 1.3. However, existence of the ground state at every mass was proven for the periodic graph in [16] without elaborating the symmetry of the ground state. We thus expect the estimates of Section 3, in particular equation (3.41), to hold without any changes.

Under this assumption, we show that the symmetry of the edge-localized state of smallest energy depends on the relative lengths between the internal edge and the half-loop. It follows from (3.41) that the edge-localized state at the internal edge has the mass  $\mathcal{Q}_{\text{int}}$  given by

$$(5.3) \quad \mathcal{Q}_{\text{int}} = 2\mu - \frac{16}{3}\mu^2\ell_0 e^{-2\mu\ell_0} + \mathcal{O}(\mu e^{-2\mu\ell_0}),$$

where  $\ell_0$  is the half-length of the internal edge, whereas the edge-localized state at the half-loop has the mass  $\mathcal{Q}_{\text{loop}}$  given by

$$(5.4) \quad \mathcal{Q}_{\text{loop}} = 2\mu - \frac{16}{3}\mu^2\ell_* e^{-2\mu\ell_*} + \mathcal{O}(\mu e^{-2\mu\ell_*}),$$

where  $\ell_*$  is the quarter-length of the loop. Comparing (5.3) and (5.4) yields that  $\mathcal{Q}_{\text{int}} < \mathcal{Q}_{\text{loop}}$  if  $\ell_0 < \ell_*$  and  $\mathcal{Q}_{\text{int}} > \mathcal{Q}_{\text{loop}}$  if  $\ell_0 > \ell_*$ . By the Comparison Lemma (Lemma 4.2), the loop-centered state has smaller energy if  $\ell_0 < \ell_*$  and the edge-centered state has larger energy if  $\ell_0 > \ell_*$ , hence the state of smaller energy localizes at the longer edge. The symmetric case  $\ell_* = \ell_0$  is not conclusive because  $\mathcal{Q}_{\text{int}} \approx \mathcal{Q}_{\text{loop}}$  and computations of the higher-order exponentially small terms are needed.

Figure 13 shows results of numerical computations of stationary states on the periodic graph with a loop of length  $4\ell_* = \pi$  and a horizontal edge of length  $2\ell_0$ . If  $\ell_0 = 4\pi > \ell_*$ , the state of smaller energy is centered at the horizontal edge (top panels). If  $\ell_0 = \pi/8 < \ell_*$ , the state of smaller energy is centered at the half-loop, as predicted above.

In order to compute the stationary solutions on a periodic graph, we returned to the finite difference scheme discussed in [28] and implemented an approximation to the graph by truncating the periodic system after a small number of cells in the middle of the internal edges and connecting the two endpoints with periodic boundary conditions. For large  $\mu$  we observed that the predicted asymptotics are verified numerically even in the case of one cell.

## APPENDIX A. PROOF OF THEOREM 2.1

Consider a graph  $\Gamma$  with a finite number of vertices and a finite number of edges, which either connect a pair of vertices and have finite length or have only one vertex and are identified with the half-line. We impose Neumann-Kirchhoff (NK) conditions at every vertex. Declare a subset  $B$  of the graph's vertices to be the *boundary*. We are interested in the asymptotics of the DtN map on the boundary  $B$  for the operator  $-\Delta + \mu^2$  as  $\mu \rightarrow \infty$ . The parameter  $\mu$  is treated as the spectral parameter  $\lambda := -\mu^2$  for the spectrum of  $-\Delta$ .

Let the boundary vertices be denoted  $b_1, \dots, b_{|B|}$ , and let  $\mathbf{p} = (p_1, \dots, p_{|B|})^T \in \mathbb{R}^{|B|}$  be a vector of ‘‘Dirichlet values’’ on the vertices. Assume  $\mu > 0$  and consider a function  $f \in H^2(\Gamma)$  satisfying

$$(A.1) \quad \begin{cases} (-\Delta + \mu^2) f = 0, & \text{on every } e \in \Gamma, \\ f \text{ satisfies NK conditions} & \text{for every } v \in V \setminus B, \\ f(v_j) = p_j, & \text{for every } v_j \in B. \end{cases}$$

Let  $\mathcal{N}(f)_j = \sum_{e \sim v_j} \partial f(v_j)$  be the Neumann data of the function  $f$  at the vertex  $v_j \in B$ , where  $\partial$  denotes the outward derivative from the vertex  $v_j$ . Note that  $f$  is not required to satisfy the current conservation conditions at  $v_j \in B$ .

The map  $M_\Gamma(\mu) : \mathbf{p} \mapsto \mathcal{N}(f) \in \mathbb{R}^{|B|}$  is called the DtN map at the spectral level  $\lambda = -\mu^2$ . We will derive its asymptotics as  $\mu \rightarrow \infty$  by investigating the scattering solutions in the same regime. We refer to [12, Sec 3.5] for more information on DtN map on a compact quantum graph. We

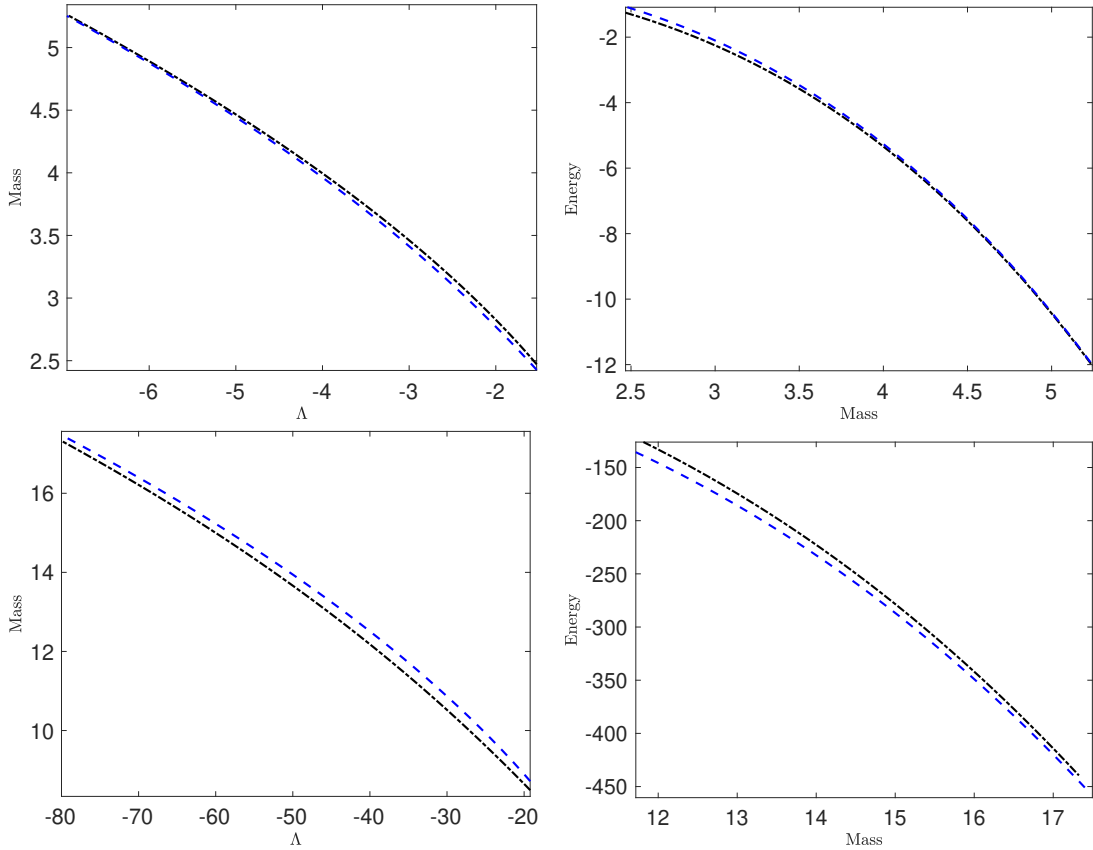


FIGURE 13. Stationary states in the stationary NLS equation (1.2) for a periodic graph showing the mass  $\mathcal{Q}$  vs Lagrange multiplier  $\Lambda$  (left panels) and the energy  $\mathcal{E}$  versus the mass  $\mathcal{Q}$  (right panels). Top panels show computations for  $\ell_0 = 4\pi$  and  $\ell_* = \pi/4$ . Bottom panels show computations for  $\ell_0 = \pi/8$  and  $\ell_* = \pi/4$ . The black dot-dash ( $-\cdot$ ) (color online) line shows the edge-centered state, the blue dashed ( $--$ ) (color online) line shows the loop-centered state.

remark that in the presence of infinite edges all definitions work when  $\lambda = -\mu^2 < 0$  is below the absolutely continuous spectrum of  $-\Delta$  but cease to work (in general) when  $\lambda \geq 0$ .

Closely related to the DtN map is the scattering matrix  $\Sigma(\mu)$ , see [12, Sec 5.4], defined on a compact graph. Attaching an infinite edge (a *lead*) to each boundary vertex (a single edge per vertex), we look for  $\tilde{f}$  solving  $(-\Delta + \mu^2)\tilde{f} = 0$  on the augmented graph and satisfying NK vertex conditions at every vertex. The space of such solutions is  $b$ -dimensional; writing the solution on the lead  $e$  in the form

$$(A.2) \quad \tilde{f}(x_e) = c_e^{in} e^{\mu x_e} + c_e^{out} e^{-\mu x_e},$$

the space of solutions may be parametrized by the vectors  $\mathbf{c}^{in} = (c_1^{in}, \dots, c_b^{in})^T$ . The scattering matrix  $\Sigma(\mu)$  describes the scattering on incoming waves into the outgoing ones,

$$(A.3) \quad \mathbf{c}^{out} = \Sigma(\mu)\mathbf{c}^{in}.$$

For the graph with NK vertex conditions, there is a fairly explicit formula for the scattering matrix  $\Sigma(\mu)$ , derived in [27, 11, 12],

$$(A.4) \quad \Sigma(\mu) = R + T_o e^{-\mu L} \left( I - \tilde{U} e^{-\mu L} \right)^{-1} T_i,$$

where, informally speaking,  $R$  governs reflection of waves from a lead back into a lead,  $T_i$  transmits incoming waves into the interior of the graph,  $T_o$  transmits interior waves into the outgoing lead waves and  $\tilde{U}$  describes scattering of waves in the interior. For a graph with scale-invariant vertex conditions (such as NK), all these matrices have constant entries. The dependence on  $\mu$  enters through the diagonal matrix  $e^{-\mu L}$  where  $L$  is the diagonal matrix of internal edge lengths.

We can also obtain a formula for the solution in the interior by writing the solution on the edge  $e$  as

$$(A.5) \quad f_e(x) = a_e e^{-\mu x} + a_{\bar{e}} e^{-\mu(\ell_e - x)}.$$

The vector  $\mathbf{a}$  of the coefficients  $a_e$  and  $a_{\bar{e}}$  satisfies (see [11, Thm. 2.1])

$$(A.6) \quad \mathbf{a} = \left( I - \tilde{U} e^{-\mu L} \right)^{-1} T_i \mathbf{c}^{in}.$$

**Theorem A.1.** *The scattering matrix at  $\lambda = -\mu^2$  of a compact graph  $\Gamma$  with the boundary set  $B$  has the asymptotic expansion*

$$(A.7) \quad \Sigma(\mu) = \text{diag} \left( \frac{2}{d_b + 1} - 1 \right)_{b \in B} + O(e^{-\mu \ell_{\min}}), \quad \mu \rightarrow \infty,$$

where  $d_b$  is the degree of the boundary vertex  $b$  not counting the lead,  $\ell_{\min}$  is the length of the shortest edge and the remainder term is a matrix with the norm bounded by  $Ce^{-\mu \ell_{\min}}$ .

In the same asymptotic regime, the vector  $\mathbf{a}$  of interior coefficients has the expansion

$$(A.8) \quad \mathbf{a} = (T_i + O(e^{-\mu \ell_{\min}})) \mathbf{c}^{in},$$

where the correction is a matrix with the specified norm bound.

*Proof.* In our setting — all vertex conditions are Neumann-Kirchhoff, there are  $|B|$  leads with at most one lead per vertex — the matrix  $R$  in equation (A.4) is the  $|B| \times |B|$  diagonal matrix with entries  $2/(d_b + 1) - 1$ ; this matrix provides the leading order term in (A.7). To estimate the remainder, we note that

$$(A.9) \quad \|e^{-\mu L}\| \leq e^{-\mu \ell_{\min}},$$

in the operator sense from  $\mathbb{R}^{2E}$  to  $\mathbb{R}^{2E}$ , where  $E$  is the number of edges of  $\Gamma$ . Since the matrix  $\tilde{U}$  is sub-unitary (it is a submatrix of a unitary matrix), we have

$$(A.10) \quad \|\tilde{U}\| \leq 1, \quad \left\| \left( I - \tilde{U} e^{-\mu L} \right)^{-1} \right\| \leq \frac{1}{1 - e^{-\mu \ell_{\min}}},$$

and, overall,

$$\left\| T_o e^{-\mu L} \left( I - \tilde{U} e^{-\mu L} \right)^{-1} T_i \right\| \leq \frac{\tilde{C} e^{-\mu \ell_{\min}}}{1 - e^{-\mu \ell_{\min}}} \leq C e^{-\mu \ell_{\min}}.$$

The asymptotic expansion for  $\mathbf{a}$  is obtained from equation (A.6), expansion

$$(A.11) \quad \left( I - \tilde{U} e^{-\mu L} \right)^{-1} = I + \tilde{U} e^{-\mu L} \left( I - \tilde{U} e^{-\mu L} \right)^{-1},$$

and estimates (A.9) and (A.10). □

In order to prove Theorem 2.1, we establish asymptotics of the DtN map defined by problem (A.1) and then use the scaling transformation. The following theorem presents the asymptotic estimates for the boundary-value problem (A.1).

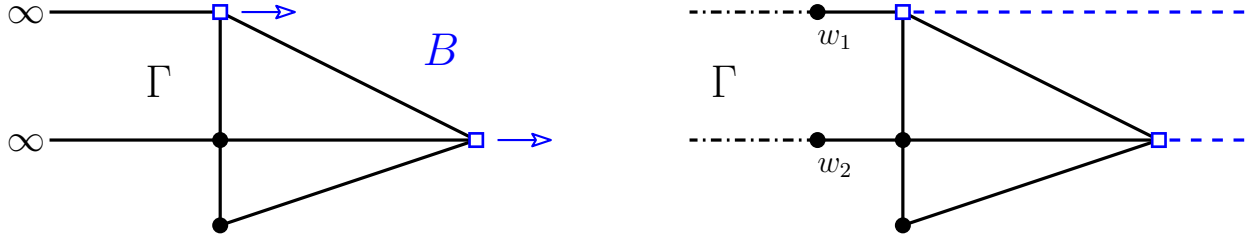


FIGURE 14. Left: a graph  $\Gamma$  with boundary vertices  $B$  marked as empty squares. Right: after introducing dummy vertices  $w_1$  and  $w_2$  we obtain a compact graph  $\Gamma^c$  (solid edges only). The graph  $\Gamma$  combines solid and dash-dotted edges. Dashed edges correspond to “true” leads corresponding to the boundary vertices  $B$ .

**Theorem A.2.** *There exists a unique solution  $f \in H^2(\Gamma)$  to the boundary-value problem (A.1) which satisfies asymptotically, as  $\mu \rightarrow \infty$ ,*

$$(A.12) \quad \|f\|_{L^2(\Gamma)}^2 \leq C \left( \frac{1}{2\mu} + \mathcal{O}(\ell_{\min} e^{-\mu \ell_{\min}}) \right) \|\mathbf{p}\|^2$$

and

$$(A.13) \quad M_{\Gamma}(\mu) = \mu \operatorname{diag}(d_b)_{b \in B} + \mathcal{O}(\mu e^{-\mu \ell_{\min}}),$$

where  $d_j$  is the degree of the  $j$ -th boundary vertex,  $\ell_{\min}$  is the length of the shortest edge in  $\Gamma$  and the remainder term is a matrix with the norm bounded by  $C\mu e^{-\mu \ell_{\min}}$ .

*Proof.* We intend to use the asymptotics we derived for the scattering matrix and a formula linking it to the DtN map  $M_{\Gamma}(\mu)$  (see, for example, [12, Sec. 5.4]). However, we allow our graph to have infinite edges, a situation which is not covered in the results for the scattering matrix. To overcome this limitation, we convert infinite edges into leads. To avoid a situation when two leads join the same boundary vertex, we create, on each infinite edge, a dummy vertex  $w$  of degree 2, see Fig. 14. The resulting graph we still denote by  $\Gamma$ ; by  $W$  we denote the set of the newly created vertices and by  $\Gamma^c$  the compact graph containing all finite edges of the graph  $\Gamma$ . We also attach leads to the boundary vertices  $b \in B$  and define the scattering matrix  $\Sigma^c(\mu)$  of the compact graph  $\Gamma^c$  with respect to *all infinite edges*.

The matrix  $\Sigma^c(\mu)$  maps a vector  $\mathbf{c}^{in}$  of incoming wave coefficients to the vector  $\mathbf{c}^{out}$  of outgoing ones. The coefficients will be labelled by the attachment vertices of the corresponding lead, namely by  $B \sqcup W$ . Denote by  $P$  the operator from  $\mathbb{C}^{|B|+|W|}$  to  $\mathbb{C}^{|B|}$  acting as the orthogonal projection followed by restriction.

Since we are looking for an  $H^2(\Gamma)$  solution of the boundary-value problem (A.1), on the infinite edges of  $\Gamma$  the solution must have the *purely radiating* form

$$(A.14) \quad f(x_w) = c_w^{out} e^{-\mu x_w}.$$

We now need to solve a “mixed” problem: on the vertices  $w \in W$  we are prescribing the purely radiating condition  $c_w^{in} = 0$  while on the vertices  $b \in B$  of  $\Gamma^c$  we are prescribing the solution values  $p_j$ . The latter condition may be expressed as

$$(A.15) \quad c_b^{in} + c_b^{out} = \tilde{f}(v_b) = p_b,$$

by substituting  $x_e = 0$  in (A.2). Splitting the vectors  $\mathbf{c}$  into two parts corresponding to  $B$  and  $W$ , we get

$$\begin{pmatrix} \mathbf{c}_B^{out} \\ \mathbf{c}_W^{out} \end{pmatrix} = \Sigma^c(\mu) \begin{pmatrix} \mathbf{c}_B^{in} \\ \mathbf{0} \end{pmatrix}.$$

In particular,

$$(A.16) \quad \mathbf{c}_B^{out} = \Sigma(\mu)\mathbf{c}_B^{in}, \quad \text{where } \Sigma(\mu) := P\Sigma^c(\mu)P^*.$$

We note that  $\Sigma(\mu)$  is a  $|B| \times |B|$  block of the matrix  $\Sigma^c(\mu)$ . It is an analogue of the scattering matrix for the graph  $\Gamma$ .

Combining (A.16) and (A.15) we have

$$(A.17) \quad \mathbf{c}^{in} = (I + \Sigma(\mu))^{-1} \mathbf{p}. \quad \text{and} \quad \mathbf{a} = (T_i + O(e^{-\mu\ell_{\min}})) (I + \Sigma(\mu))^{-1} \mathbf{p},$$

which, together with expansion (A.7) for  $\Sigma^c(\mu)$ , implies

$$(A.18) \quad \|\mathbf{a}\| \leq C \|\mathbf{p}\|.$$

We note that coefficients  $\mathbf{a}$  give the expansion of the solution on all edges of the graph  $\Gamma$ , including the infinite edges (the same value of the coefficients applies on the finite and infinite portion, because the connecting vertex  $w$  has degree 2). We can now estimate the norm of the solution  $f$ . From expansion (A.5) on the finite edges, we have

$$\|f_e\|_{L^2(\Gamma)}^2 = \frac{1 - e^{-2\mu\ell_e}}{2\mu} (|a_e|^2 + |a_{\bar{e}}|^2) + 2 \operatorname{Re}(a_e \bar{a}_{\bar{e}}) e^{-\mu\ell_e} \ell_e \leq \frac{1 + 2\ell_e \mu e^{-\mu\ell_e}}{2\mu} (|a_e|^2 + |a_{\bar{e}}|^2).$$

On an infinite edge the solution has the form (A.14) with  $c_w^{out}$  equal to  $a_e$  on the finite edge ending in  $w$ . Therefore, on the infinite edge together with the corresponding finite part,

$$\|f_w\|_{L^2(\Gamma)}^2 = \frac{1}{2\mu} |a_e|^2.$$

On the whole of  $\Gamma$ , the norm of the function  $f$  satisfies the bound

$$(A.19) \quad \|f\|_{L^2(\Gamma)}^2 \leq \left( \frac{1}{2\mu} + O(\ell_{\min} e^{-\mu\ell_{\min}}) \right) \|\mathbf{a}\|^2.$$

Here we used that

$$\ell_e \mu e^{-\mu\ell_e} \leq \mu \ell_{\min} e^{-\mu\ell_{\min}} \quad \text{if } \mu \ell_{\min} > 1.$$

Combining (A.19) with (A.18) yields the desired estimate on  $f$ , equation (A.12).

We now express the DtN map from the matrix  $\Sigma(\mu)$ . From the expansion (A.2) we get

$$\mathcal{N}(f) = \mu (\mathbf{c}_B^{in} - \mathbf{c}_B^{out}) = \mu (I - \Sigma(\mu)) \mathbf{c}_B^{in}.$$

Combining this with (A.17) we obtain

$$(A.20) \quad M_\Gamma(\mu) = \mu \frac{I - \Sigma(\mu)}{I + \Sigma(\mu)},$$

where the fraction notation can be used because two matrices commute. This is the same expression as in [12, Eq. (5.4.8)] only now  $\Gamma$  is allowed to have infinite edges and  $\Sigma$  is defined via (A.16).

We recall that  $\Sigma(\mu)$  is the  $B$ -block of the matrix  $\Sigma^c(\mu)$  to which Theorem A.1 applies. We denote  $\Sigma(\mu) = R + S(\mu)$ , where  $R$  is the diagonal matrix and  $S(\mu)$  is the remainder term in the asymptotic expansion of  $\Sigma(\mu)$ , equation (A.7). Using the formula (A.20) we write

$$(A.21) \quad M_\Gamma(\mu) = \mu \frac{I - R}{I + R} + \mu Q, \quad Q := (I - R - S)(I + R + S)^{-1} - (I + R)^{-1}(I - R).$$

Factoring out the inverse matrices, we estimate the norm of  $Q$  as

$$\begin{aligned} \|Q\| &\leq \|(I + R)^{-1}\| \|(I + R)(I - R - S) - (I - R)(I + R + S)\| \|(I + R + S)^{-1}\| \\ &\leq 2\|S\| \|(I + R)^{-1}\| \|(I + R + S)^{-1}\|. \end{aligned}$$

We have

$$\|(I + R + S)^{-1}\| \rightarrow \|(I + R)^{-1}\| \leq \frac{\max d_b + 1}{2},$$

and, combining with the estimate on  $\|S\|$  from (A.7), we get  $\|Q\| \leq C\mu e^{-\mu^\ell_{\min}}$ . The first term in the expansion (A.21) can be evaluated explicitly,

$$\frac{I - R}{I + R} = \frac{\text{diag}\left(2 - \frac{2}{d_b+1}\right)}{\text{diag}\left(\frac{2}{d_b+1}\right)} = \text{diag}(d_b),$$

yielding (A.13). □

We will now rescale the problem by  $\mu$  to obtain the results of Theorem 2.1.

*Proof of Theorem 2.1.* The solution to problem (2.1) is obtained from the solution  $f$  of the boundary-value problem (A.1) by the rescaling

$$(A.22) \quad u(\mu x) = f(x).$$

This rescaling has the following effect on the Neumann data, the DtN map and the  $L^2$  norm:

$$(A.23) \quad \mathcal{N}(u) = \frac{1}{\mu}\mathcal{N}(f), \quad M = \frac{1}{\mu}M_\Gamma, \quad \|u\|_{L^2(\Gamma_\mu)}^2 = \mu\|f\|_{L^2(\Gamma)}^2,$$

where  $M$  denotes the DtN map of  $\Gamma_\mu$ . Asymptotics in Theorem 2.1 now immediately follow from the corresponding asymptotics in Theorem A.2. Finally, we observe that  $u$  satisfies the differential equation  $\Delta u = u$  and we can use the estimate (see [13, Ch. 4, Eq. (4.40)])

$$(A.24) \quad \|u\|_{L^2(\Gamma_\mu)}^2 \leq \|u\|_{H^2(\Gamma_\mu)}^2 \leq C \left( \|u\|_{L^2(\Gamma_\mu)}^2 + \|u''\|_{L^2(\Gamma_\mu)}^2 \right) = 2C\|u\|_{L^2(\Gamma_\mu)}^2,$$

where  $C$  is uniform in edge lengths as long as they are bounded away from 0 (which is clearly the case as  $\mu \rightarrow \infty$ ). □

## APPENDIX B. MAXIMUM PRINCIPLE FOR QUANTUM GRAPHS

There are several results in the quantum graphs literature establishing different versions of “maximum principle”, see [37, 2.4.3, Cor 2] and [10, Thm 2]. For our purposes, the most convenient form is that given in [23, Lem 2.1] which we cite verbatim below.

**Lemma B.1** (Lemma 2.1 in [23]). *Let  $V(x) \geq 0$  on an open subset  $S$  of  $\Gamma$ . Suppose that  $w \in C^1$ , and let  $Hw := -w'' + V(x)w$  (in the weak sense) on edges, with “super-Kirchhoff” conditions at the vertices, namely,*

$$\sum_{e \sim v} w'_e(v) \geq 0, \quad v \in S,$$

*i.e., the sum of the outgoing derivatives of  $w$  at every vertex is nonnegative. If  $Hw \leq 0$  on the edges contained in  $S$ , then  $\max(w, 0)$  does not have a strict local maximum on  $S$ .*

**Remark B.2.** In our setting, we have Kirchhoff conditions  $\sum_{e \sim v} w'_e(v) = 0$  and the homogeneous equation  $Hw = 0$ . Thus, Lemma B.1 is directly applicable except we would like to exclude non-strict maxima as well. This is almost automatic if we impose the strict positivity  $V > 0$  on  $S$ . Indeed, let a maximum be achieved at point  $x$  and  $w(x) > 0$ . If the maximum is non-strict, there is a sequence of points converging to  $x$  where  $w$  takes the same value as  $w(x)$ , therefore (possibly one-sided) derivative of  $w$  at  $x$  is zero and  $Hw > 0$  (in the weak sense) close to  $x$ .

## Appendix C. Contraction mapping principle

In this section we collect classical results of nonlinear functional analysis (see, for example [41]) in the setting most immediately applicable to our problem.

**Theorem C.1 (Contraction Mapping Principle).** Let  $T$  be a map on a Banach space  $X$  with the norm  $\|\cdot\|$  mapping a ball  $B_R = \{y \in Y : \|y\| < R\}$  to itself. If  $T$  is a contraction with a parameter  $\alpha < 1$ , i.e.

$$(C.1) \quad \|T(y_1) - T(y_2)\| \leq \alpha \|y_1 - y_2\|; \quad \forall y_1, y_2 \in B_R;$$

then there exists a fixed point  $y^* = T(y^*)$ , which is unique in  $B_R$ . The fixed point satisfies the estimate

$$(C.2) \quad \|y^* - y_0\| \leq \frac{1}{1-\alpha} \|T(y_0) - y_0\|;$$

In the case when the contraction mapping  $T$  smoothly depends on a parameter  $x$ , the fixed point will also depend on the parameter smoothly. We remind some standard facts and definitions leading to this result.

**Definition C.2.** The map  $f : U \subset X \rightarrow Z$ , with  $X$  and  $Z$  Banach spaces is Fréchet-differentiable at  $x \in U$  if there exists a bounded linear operator which we denote  $D_x f : X \rightarrow Z$  such that

$$(C.3) \quad f(x+h) - f(x) = D_x f(x)h + o(\|h\|); \quad h \rightarrow 0;$$

for all  $h$  in some neighborhood of 0.

If  $U$  is open and the derivative  $D_x f(x)$  exists for all  $x \in U$  and depends continuously (in the operator norm) on  $x$ , the map  $f$  is called  $C^1$ .

The partial Fréchet derivatives for a mapping  $F : X \times Y \rightarrow Z$  are defined analogously. A map  $F$  is  $C^1$  in an open  $U \subset X \times Y$  if and only if the partial derivatives  $D_x F$  and  $D_y F$  are continuous in  $U$ .

**Theorem C.3 (Smooth Implicit Function Theorem).** Suppose that the mapping  $F : U \subset X \times Y \rightarrow Z$ , where  $U$  is open and  $X, Y$  and  $Z$  are Banach spaces over  $\mathbb{R}$  or  $\mathbb{C}$ , is such that

- (1) there is a point  $(x_0, y_0) \in U$  satisfying  $F(x_0, y_0) = 0$ ,
- (2)  $F$  is  $C^1$  in  $U$ ,
- (3) the partial derivative  $D_y F(x_0, y_0) : Y \rightarrow Z$  is bijective.

Then there is a positive number  $r_0$  and a  $C^1$  map  $y(\cdot) : B_{r_0}(x_0) \subset X \rightarrow Y$  such that  $F(x; y(x)) = 0$  and  $y(x_0) = y_0$ . Furthermore, there is a number  $\epsilon > 0$  such that for any  $x \in B_{r_0}(x_0)$ ,  $y(x)$  is the only solution of  $F(x; y) = 0$  satisfying  $\|y - y_0\| < \epsilon$ .

Combining the above two theorems gives a smooth dependence of the fixed point on a parameter.

**Corollary C.4 (Contraction Mapping with a Parameter).** Let  $T : X \times Y \rightarrow Y$  be a  $C^1$  mapping on an open set  $U \subset X \times Y$ . Suppose for some  $x_0 \in X$  and  $V \subset Y$  such that  $(x_0, y) \in U$ , the mapping  $T(x_0, y) : Y \rightarrow Y$  is a contraction which maps  $V$  into itself.

Then there is a positive number  $r_0$  and a  $C^1$  map  $y(\cdot) : B_{r_0}(x_0) \subset X \rightarrow Y$  such that

$$T(x; y(x)) = y(x);$$

**Proof.** We first apply Theorem C.1 to  $T(x_0, y)$  obtaining a fixed point  $y_0 \in V$ . Then we apply Theorem C.3 with  $F(x; y) = y - T(x; y)$ . The partial derivative  $D_y F(x_0, y_0)$  is bijective because it is identity minus an operator which is strictly smaller than 1:  $\|D_y T(x_0, y_0)\| < 1$  since  $T(x_0, y)$  is a contraction.

## APPENDIX D. USEFUL ESTIMATES ON ELLIPTIC FUNCTIONS

We introduce the elliptic integrals of the first and second kind, respectively:

$$(D.1) \quad F(\varphi; k) := \int_0^\varphi \frac{d\theta}{\sqrt{1 - k^2 \sin^2 \theta}}, \quad E(\varphi; k) := \int_0^\varphi \sqrt{1 - k^2 \sin^2 \theta} d\theta.$$

From this definition, the complete elliptic integrals of the first and second kind are given by

$$(D.2) \quad K(k) := F\left(\frac{\pi}{2}; k\right) \quad \text{and} \quad E(k) := E\left(\frac{\pi}{2}; k\right)$$

respectively. In addition, Jacobi's elliptic functions are given by

$$(D.3) \quad \text{sn}(u; k) = \sin \varphi, \quad \text{cn}(u; k) = \cos \varphi, \quad \text{dn}(u; k) = \sqrt{1 - k^2 \sin^2 \varphi},$$

where  $u$  is related to the elliptic integrals by

$$(D.4) \quad F(\varphi; k) = u, \quad E(\varphi; k) = \int_0^u \text{dn}^2(s; k) ds.$$

Many properties of elliptic integrals and Jacobi's elliptic functions are collected together in [22].

The following technical result was proven in Appendix of [28].

**Proposition D.1.** *For every  $\xi \in \mathbb{R}$ , it is true that*

$$(D.5) \quad \text{sn}(\xi; 1) = \tanh(\xi), \quad \partial_k \text{sn}(\xi; 1) = -\frac{1}{2} [\sinh(\xi) \cosh(\xi) - \xi] \text{sech}^2(\xi),$$

$$(D.6) \quad \text{cn}(\xi; 1) = \text{sech}(\xi), \quad \partial_k \text{cn}(\xi; 1) = \frac{1}{2} [\sinh(\xi) \cosh(\xi) - \xi] \tanh(\xi) \text{sech}(\xi),$$

$$(D.7) \quad \text{dn}(\xi; 1) = \text{sech}(\xi), \quad \partial_k \text{dn}(\xi; 1) = -\frac{1}{2} [\sinh(\xi) \cosh(\xi) + \xi] \tanh(\xi) \text{sech}(\xi).$$

Moreover, for sufficiently large  $\xi_0$ , there is a positive constant  $C$  such that

$$(D.8) \quad |\partial_k \text{sn}(\xi; k) - \partial_k \text{sn}(\xi; 1)| + |\partial_k \text{cn}(\xi; k) - \partial_k \text{cn}(\xi; 1)| + |\partial_k \text{dn}(\xi; k) - \partial_k \text{dn}(\xi; 1)| \leq C \xi_0 e^{-\xi_0},$$

holds for every  $\xi \in (\xi_0, K(k))$  and every  $k \in (k_*, 1)$  with  $k_* = 1 - \mathcal{O}(e^{-2\xi_0})$ .

We can now address the ‘‘reverse Sobolev estimate’’ on the real line (see also Lemma 2.8).

**Proposition D.2.** *There exist positive  $L_0$ ,  $c_0$ , and  $C$  such that every real positive solution  $\Psi \in H^2(0, L)$  of the stationary NLS equation  $-\Psi'' + \Psi = 2|\Psi|^2\Psi$  satisfying*

$$(D.9) \quad |\Psi(z)| < c, \quad z \in [0, L],$$

for every  $c \in (0, c_0)$  and every  $L \in (L_0, \infty)$ , also satisfies the bound

$$(D.10) \quad \|\Psi\|_{H^2(0, L)} \leq C \|\Psi\|_{L^\infty(0, L)}.$$

*Proof.* It is sufficient to obtain the estimates on  $\|\Psi\|_{L^2(0, L)}^2$  since the stationary NLS equation implies that

$$\|\Psi''\|_{L^2(0, L)} \leq (1 + 2\|\Psi\|_{L^\infty(0, L)}^2) \|\Psi\|_{L^2(0, L)} \leq (1 + 2c^2) \|\Psi\|_{L^2(0, L)}.$$

It follows from the phase portrait for  $-\Psi'' + \Psi - 2\Psi^3 = 0$ , see Fig. 4, that the solutions  $\Psi \in H^2(0, L)$  satisfying (D.9) for small  $c > 0$  and large  $L > 0$  have at most one local minimum and no internal maxima on  $[0, L]$ . Moreover, either  $\Psi$  is sign-definite on  $[0, L]$  or  $\Psi'$  is sign-definite on  $[0, L]$ . Without loss of generality, we give the proof for sign-definite (positive) solutions expressed by the dn-elliptic functions (2.17). The proof for sign-indefinite solutions expressed by the cn-elliptic functions (2.16) is similar.



We partition  $[0, L]$  into  $[0, L_1]$  and  $[L_1, L]$ , where  $L_1$  is the point of minimum of  $\Psi$ , such that  $\Psi'(z) < 0$  for  $z \in [0, L_1)$  and  $\Psi'(z) > 0$  for  $z \in (L_1, L]$ . Without loss of generality, assume  $L_1 \in [\frac{L}{2}, L]$  so that

$$\|\Psi\|_{L^2(0,L)}^2 \leq 2\|\Psi\|_{L^2(0,L_1)}^2.$$

We use the exact solution (2.17) and write for some  $L_2 > 0$ :

$$\Psi(z) = \frac{1}{\sqrt{2-k^2}} \operatorname{dn} \left( \frac{z+L_2}{\sqrt{2-k^2}}; k \right), \quad z \in [0, L_1],$$

where  $-L_2 < 0$  is the location of the maximum of  $\Psi(z)$  to the left of the interval  $[0, L_1]$ . Since  $\Psi'(z) < 0$  for  $z \in [0, L_1)$ , we have

$$\|\Psi\|_{L^\infty(0,L_1)} = \frac{1}{\sqrt{2-k^2}} \operatorname{dn} \left( \frac{L_2}{\sqrt{2-k^2}}; k \right)$$

and since  $\Psi'(L_1) = 0$ , we have

$$L_1 + L_2 = \sqrt{2-k^2} K(k).$$

This implies that if  $c \in (0, c_0)$  for some small  $c_0 > 0$ , then  $L_2 > 0$  is sufficiently large and if  $L \in (L_0, \infty)$  for some large  $L_0 > 0$ , then  $L_1 > 0$  is also sufficiently large, whereas  $k \in (k_-, 1)$  with  $k_-$  satisfying  $|k_- - 1| \leq A_1 e^{-2(L_1+L_2)}$ , where a positive constant  $A_1$  is independent on  $L_1$  and  $L_2$ . We obtain by direct substitution for  $k \in (k_-, 1)$  that

$$\begin{aligned} \|\Psi\|_{L^2(0,L_1)}^2 &= \frac{1}{2-k^2} \int_0^{L_1} \operatorname{dn}^2 \left( \frac{z+L_2}{\sqrt{2-k^2}}; k \right) dz \\ &= \frac{1}{\sqrt{2-k^2}} \left[ E \left( \phi \left[ \frac{L_1+L_2}{\sqrt{2-k^2}} \right]; k \right) - E \left( \phi \left[ \frac{L_2}{\sqrt{2-k^2}} \right]; k \right) \right], \end{aligned}$$

where  $\varphi[u]$  is the inverse of the map  $F(\varphi; k) = u$  in (D.4). Hence, we have

$$\|\Psi\|_{L^2(0,L_1)}^2 \leq C(k; L_1, L_2) \|\Psi\|_{L^\infty(0,L_1)}^2,$$

where

$$C(k; L_1, L_2) := \frac{E \left( \phi \left[ \frac{L_1+L_2}{\sqrt{2-k^2}} \right]; k \right) - E \left( \phi \left[ \frac{L_2}{\sqrt{2-k^2}} \right]; k \right)}{\operatorname{dn}^2 \left( \frac{L_2}{\sqrt{2-k^2}}; k \right)}.$$

We need to show that  $C(k; L_1, L_2)$  is bounded uniformly for large  $L_1$  and  $L_2$  and for  $k \in (k_-, 1)$  with  $|k_- - 1| \leq A_1 e^{-2(L_1+L_2)}$ . It follows from (D.7) and (D.8) of Proposition D.1 that

$$E(\phi[\xi]; k) = \tanh(\xi) + (1-k)\xi + R_E(\xi; k),$$

where  $R_E$  is the remainder term satisfying  $\|R_E(\cdot; k)\|_{L^\infty(0, K(k))} = \mathcal{O}(k-1)$  as  $k \rightarrow 1$ . In addition, we use the lower bounds:

$$\operatorname{dn}^2(\xi; k) \geq 1 - k^2$$

to estimate the remainder term  $R_E$  and

$$\operatorname{dn}^2(L_2; k) \geq \operatorname{sech}^2(L_2)$$

to estimate the other two terms, where the latter bound holds for sufficiently large  $L_2$ . Thus, it follows for every  $k \in (k_-, 1)$  with  $|k_- - 1| \leq A_1 e^{-2(L_1+L_2)}$  that

$$\begin{aligned} C(k; L_1, L_2) &\leq \frac{\tanh(L_1 + L_2) - \tanh(L_2)}{\operatorname{sech}^2(L_2)} + \frac{L_1(1 - k)}{\operatorname{sech}^2(L_2)} + A_2 \\ &= \frac{\sinh(L_1) \cosh(L_2)}{\cosh(L_1 + L_2)} + L_1(1 - k) \cosh^2(L_2) + A_2 \\ &\leq \frac{(1 - e^{-2L_1})(1 + e^{-2L_2})}{2(1 + e^{-2(L_1+L_2)})} + L_1(1 - k)e^{2L_2} + A_2 \\ &\leq 1 + A_1 L_1 e^{-2L_1} + A_2, \end{aligned}$$

where a positive constant  $A_2$  is independent on  $L_1$  and  $L_2$ . Hence,  $C(k; L_1, L_2)$  is bounded uniformly for sufficiently large  $L_1$  and  $L_2$ , which proves the estimate for  $\|\Psi\|_{L^2(0, L_1)}$  and hence the estimate (D.10).  $\square$

## REFERENCES

- [1] R. Adami, *Ground states for NLS on graphs: a subtle interplay of metric and topology*, Math. Model. Nat. Phenom. **11** (2016), no. 2, 20–35.
- [2] R. Adami, C. Cacciapuoti, D. Finco, and D. Noja, *Constrained energy minimization and orbital stability for the NLS equation on a star graph*, Ann. Inst. H. Poincaré Anal. Non Linéaire **31** (2014), no. 6, 1289–1310.
- [3] ———, *Variational properties and orbital stability of standing waves for nls equation on a star graph*, Journal of Differential Equations **257** (2014), no. 10, 3738–3777.
- [4] ———, *Stable standing waves for a NLS on star graphs as local minimizers of the constrained energy*, Journal of Differential Equations **260** (2016), no. 10, 7397–7415.
- [5] R. Adami, E. Serra, and P. Tilli, *NLS ground states on graphs*, Calc. Var. Partial Differential Equations **54** (2015), no. 1, 743–761.
- [6] ———, *Threshold phenomena and existence results for NLS ground states on metric graphs*, J. Funct. Anal. **271** (2016), no. 1, 201–223.
- [7] ———, *Multiple positive bound states for the subcritical NLS equation on metric graphs*, Calculus of Variations and Partial Differential Equations **58** (2019), no. 1, 5.
- [8] J. Angulo Pava and N. Goloshchapova, *Extension theory approach in the stability of the standing waves for the NLS equation with point interactions on a star graph*, Adv. Differential Equations **23** (2018), no. 11-12, 793–846.
- [9] ———, *On the orbital instability of excited states for the NLS equation with the  $\delta$ -interaction on a star graph*, Discrete Contin. Dyn. Syst. **38** (2018), no. 10, 5039–5066.
- [10] M. Baker and X. Faber, *Metrized graphs, Laplacian operators, and electrical networks*, Quantum graphs and their applications, Contemp. Math., vol. 415, Amer. Math. Soc., Providence, RI, 2006, pp. 15–33.
- [11] R. Band, G. Berkolaiko, and U. Smilansky, *Dynamics of nodal points and the nodal count on a family of quantum graphs*, Annales Henri Poincaré **13** (2012), no. 1, 145–184.
- [12] G. Berkolaiko and P. Kuchment, *Introduction to quantum graphs*, Mathematical Surveys and Monographs, vol. 186, AMS, 2013.
- [13] V. I. Burenkov, *Sobolev spaces on domains*, Teubner-Texte zur Mathematik, vol. 137, B. G. Teubner, Stuttgart, 1998.
- [14] C. Cacciapuoti, S. Dovetta, and E. Serra, *Variational and stability properties of constant solutions to the NLS equation on compact metric graphs*, Milan Journal of Mathematics **86** (2018), no. 2, 305–327.
- [15] S. Dovetta, *Existence of infinitely many stationary solutions of the  $L^2$ -subcritical and critical NLSE on compact metric graphs*, J. Differential Equations **264** (2018), no. 7, 4806–4821.
- [16] ———, *Mass-constrained ground states of the stationary NLSE on periodic metric graphs*, preprint arXiv:1811.06798, 2018.
- [17] P. Exner and H. Kovařík, *Quantum waveguides*, Springer, 2015.
- [18] S. Gilg, D. Pelinovsky, and G. Schneider, *Validity of the NLS approximation for periodic quantum graphs*, Nonlinear Differential Equations and Applications NoDEA **23** (2016), no. 6, 63.
- [19] S. Gnuzmann, U. Smilansky, and S. Derevyanko, *Stationary scattering from a nonlinear network*, Phys. Rev. A **83** (2011), 033831.

- [20] R. H. Goodman, *NLS bifurcations on the bowtie combinatorial graph and the dumbbell metric graph*, Discrete Contin. Dyn. Syst. **39** (2019), no. 4, 2203–2232.
- [21] ———, *Quantum graph software package*, 2019, <https://web.njit.edu/~goodman/roy/Numerics.html>.
- [22] I. S. Gradshteyn and I. M. Ryzhik, *Table of integrals, series, and products*, eighth ed., Elsevier/Academic Press, Amsterdam, 2015, Translated from the Russian, Translation edited and with a preface by Daniel Zwillinger and Victor Moll.
- [23] E. M. Harrell II and A. V. Maltsev, *Localization and landscape functions on quantum graphs*, preprint [arXiv:1803.01186](https://arxiv.org/abs/1803.01186), 2018.
- [24] A. Kairzhan, *Orbital instability of standing waves for NLS equation on star graphs*, Proc. Amer. Math. Soc. **147** (2019), no. 7, 2911–2924.
- [25] A. Kairzhan and D. E. Pelinovsky, *Nonlinear instability of half-solitons on star graphs*, Journal of Differential Equations **264** (2018), no. 12, 7357–7383.
- [26] ———, *Spectral stability of shifted states on star graphs*, Journal of Physics A: Mathematical and Theoretical **51** (2018), no. 9, 095203.
- [27] T. Kottos and U. Smilansky, *Chaotic scattering on graphs*, Phys. Rev. Lett. **85** (2000), no. 5, 968–971.
- [28] J. L. Marzuola and D. E. Pelinovsky, *Ground state on the dumbbell graph*, Appl. Math. Res. Express. AMRX (2016), no. 1, 98–145.
- [29] A. H. Nayfeh and B. Balachandran, *Applied nonlinear dynamics: analytical, computational, and experimental methods*, John Wiley & Sons, 2008.
- [30] D. Noja, *Nonlinear Schrödinger equation on graphs: recent results and open problems*, Philos. Trans. R. Soc. Lond. Ser. A Math. Phys. Eng. Sci. **372** (2014), no. 2007, 20130002, 20.
- [31] D. Noja, D. Pelinovsky, and G. Shaikhova, *Bifurcations and stability of standing waves in the nonlinear Schrödinger equation on the tadpole graph*, Nonlinearity **28** (2015), no. 7, 2343.
- [32] D. Noja, S. Rolando, and S. Secchi, *Standing waves for the nls on the double-bridge graph and a rational-irrational dichotomy*, Journal of Differential Equations **266** (2019), no. 1, 147–178.
- [33] D. Olson, S. Shukla, G. Simpson, and D. Sporn, *Petviashvili's method for the Dirichlet problem*, Journal of Scientific Computing **66** (2016), no. 1, 296–320.
- [34] A. Pankov, *Nonlinear Schrödinger equations on periodic metric graphs*, Discrete & Continuous Dynamical Systems-A **38** (2018), no. 2, 697–714.
- [35] D. Pelinovsky and G. Schneider, *Bifurcations of standing localized waves on periodic graphs*, Ann. Henri Poincaré **18** (2017), no. 4, 1185–1211.
- [36] D. E. Pelinovsky and Y. A. Stepanyants, *Convergence of Petviashvili's iteration method for numerical approximation of stationary solutions of nonlinear wave equations*, SIAM Journal on Numerical Analysis **42** (2004), no. 3, 1110–1127.
- [37] Y. V. Pokorniy and V. L. Pryadiev, *Some problems in the qualitative Sturm-Liouville theory on a spatial network*, Uspekhi Mat. Nauk **59** (2004), no. 3(357), 115–150, translation in Russian Math. Surveys 59 (2004), no. 3, 515552.
- [38] E. Serra and L. Tentarelli, *Bound states of the NLS equation on metric graphs with localized nonlinearities*, Journal of Differential Equations **260** (2016), no. 7, 5627–5644.
- [39] ———, *On the lack of bound states for certain NLS equations on metric graphs*, Nonlinear Analysis: Theory, Methods & Applications **145** (2016), 68–82.
- [40] L. Tentarelli, *NLS ground states on metric graphs with localized nonlinearities*, Journal of Mathematical Analysis and Applications **433** (2016), no. 1, 291–304.
- [41] E. Zeidler, *Nonlinear functional analysis and its applications. I*, Springer-Verlag, New York, 1986, Fixed-point theorems, Translated from the German by Peter R. Wadsack.

DEPARTMENT OF MATHEMATICS, TEXAS A & M UNIVERSITY, COLLEGE STATION, TX 77843-3368, USA  
*E-mail address:* [berko@math.tamu.edu](mailto:berko@math.tamu.edu)

DEPARTMENT OF MATHEMATICS, UNIVERSITY OF NORTH CAROLINA - CHAPEL HILL, CHAPEL HILL, NC 27599, USA  
*E-mail address:* [marzuola@math.unc.edu](mailto:marzuola@math.unc.edu)

DEPARTMENT OF MATHEMATICS, MCMASTER UNIVERSITY, HAMILTON, ONTARIO, L8S 4K1, CANADA  
*E-mail address:* [dmpeli@math.mcmaster.ca](mailto:dmpeli@math.mcmaster.ca)