

# Invariant Inference via Residual Randomization

Panos Toulis  
*University of Chicago,  
Booth School of Business*

August 23, 2022

## Abstract

The dominant paradigm in statistical inference relies on a structure of i.i.d. data from a hypothetical infinite population. Despite its success, this framework is inflexible under complex data structures, even in those cases where it is clear what the infinite population represents. In this paper, we explore an alternative framework whereby the basis of inference is only an invariance assumption on the model errors, such as exchangeability or sign symmetry. As a general method to address this problem of *invariant inference*, we propose a randomization-based procedure. To test significance, the procedure repeatedly calculates a suitable test statistic over transformations of the residuals according to the invariant. Inversion of the test can produce confidence intervals. We prove general conditions for asymptotic validity of this procedure, and illustrate in many data structures, including clustered errors in one-way and two-way layouts. We find that invariant inference via residual randomization has three appealing properties: (1) It is valid under weak and interpretable conditions, allowing for problems with heavy-tailed data, finite clustering, and even some high-dimensional settings. (2) It is robust in finite samples as it does not rely on the regularity conditions needed for classical asymptotics. (3) It addresses the problem of inference in a unified way that adapts to the data structure. Classical procedures like OLS or bootstrap, on the other hand, presuppose the i.i.d. structure, and need to be modified whenever the actual problem structure is different. This mismatch in the classical framework has led to a multitude of robust error techniques and bootstrap variants, which frequently confounds applied research. We corroborate these findings with extensive empirical evaluations. Residual randomization performs favorably against many alternatives, including robust error methods, bootstrap variants, and hierarchical models.

**Keywords:** Invariance, randomization tests, regression models, structured data

# 1 Introduction

Suppose data  $(y_1, x_1), \dots, (y_n, x_n) \in \mathbb{R} \times \mathbb{R}^p$  and a model  $f$  with fixed parameters  $\beta \in \mathbb{R}^p$ ,

$$y_i = f(x_i, \beta) + \varepsilon_i, \quad (1)$$

where  $\varepsilon_i$  denotes unobserved error. Define  $X = (x_1, \dots, x_n)$ ,  $y = (y_1, \dots, y_n)$  and  $\varepsilon = (\varepsilon_1, \dots, \varepsilon_n)$ . The goal of this paper is to study the conditions of valid testing and inference on  $\beta$  when  $(y_i, x_i)$  are possibly non-i.i.d., but the errors satisfy an invariance assumption conditional on  $X$ ,

$$\varepsilon \stackrel{d}{=} g\varepsilon \mid X, \text{ for all } g \in \mathcal{G}_n, X \in \mathbb{X}^{(n)} \subseteq \mathbb{R}^{n \times p}. \quad (2)$$

In (2),  $\mathcal{G}_n$  is the “inferential primitive” (Fraser, 1968), a finite algebraic group of  $\mathbb{R}^n \rightarrow \mathbb{R}^n$  linear maps. We call this problem *invariant inference* to distinguish it from classical inference —OLS, bootstrap, or likelihood-based— that relies on i.i.d. data from a hypothetical infinite population.

In this setting, a simple null hypothesis on  $\beta$ , say  $H_0 : \beta = \beta_0$ , can be readily tested through the randomization method (Fisher, 1935; Lehmann and Romano, 2005). Consider a test statistic,  $T_n$ , such that  $T_n = t_n(\varepsilon)$  under the null hypothesis for a known measurable function  $t_n \in \mathbb{R}^n \rightarrow \mathbb{R}$ . The (one-sided) randomization test then decides on the null hypothesis as follows.

$$\phi_n^*(y, X) = \mathbb{1}\{T_n > c_{n,\alpha}(y - f(X, \beta_0))\}. \quad (3)$$

Here,  $f(X, \beta_0)$  is understood component-wise, and  $c_{n,\alpha} : \mathbb{R}^n \rightarrow \mathbb{R}$  is the critical value function,

$$c_{n,\alpha}(u) = \inf \left\{ z \in \mathbb{R} : \frac{1}{|\mathcal{G}_n|} \sum_{g \in \mathcal{G}_n} \mathbb{1}\{t_n(gu) \leq z\} \geq 1 - \alpha \right\}. \quad (4)$$

The randomization test in (3) has some highly desirable properties. First, it is valid for any finite  $n > 0$ , following standard theory (Lehmann and Romano, 2005, Theorem 15.2.3); (Eaton, 1989). Second, it does not rely on any assumptions about the distribution or asymptotics of  $(X, \varepsilon)$  as long as (2) holds. And, third, through an appropriate choice of  $\mathcal{G}_n$  the randomization test remains valid even when the errors have a complex structure. However, if the null hypothesis is partial, then the randomization test is not applicable. This includes hypotheses of significance,  $H_0 : a'\beta = a_0$  or  $H_0 : R\beta = 0$ , where  $a \in \mathbb{R}^p$ ,  $a_0 \in \mathbb{R}$ ,  $R \in \{0, 1\}^{k \times p}$ ,  $k < p$ , are all fixed. Under these nulls, the error component cannot be identified uniquely, and so the critical value in (3) cannot be calculated.

In this paper, we address this issue by using error residuals in the randomization test in place of the true errors. That is, we first consider an estimator of  $\beta$ , say  $\hat{\beta}_n$ , preferably calculated under the null. Then, we plug in the residuals,  $\hat{\varepsilon} = y - f(X, \hat{\beta}_n)$ , to form a residual randomization test:

$$\phi_n(y, X) = \mathbb{1}\{T_n > c_{n,\alpha}(y - f(X, \hat{\beta}_n))\}. \quad (5)$$

Of course, the randomization test in (5) is approximate, and thus no longer valid in finite samples.

It is then natural to ask: Are there conditions for which this approximate test is valid asymptotically? Moreover, does the approximate test inherit any of the robustness properties of the original randomization test, and how does this relate to the structure of  $\mathcal{G}_n$ ?

## 1.1 Overview of results and Examples

In Section 2, we show that the main condition for (asymptotic) validity of (5) has an elegant form:

$$\frac{\mathbb{E}[(t_n(G\hat{\varepsilon}) - t_n(G\varepsilon))^2]}{\mathbb{E}[(t_n(G'\varepsilon) - t_n(G''\varepsilon))^2]} \rightarrow 0, \quad (6)$$

where  $G, G', G'' \sim \text{Unif}(\mathcal{G}_n)$  i.i.d. The proof of this result is nonasymptotic, and so it “preserves” some of the robustness properties of the original randomization method. Condition (6) does not require, for example, that  $\hat{\beta}_n$  has particular normal asymptotics, or that it is even consistent. The condition only stipulates that the variation in the approximation error from the feasible residual-based test (numerator) is dominated by the natural variation of the infeasible test using the true errors (denominator). In Theorem 2, we show that the rate at which (6) is satisfied also determines a finite-sample bound on the over-rejection of the feasible, residual-based test. Under regular conditions this rate is  $O(n^{-1/3})$ , which reveals a robustness-efficiency trade-off in the randomization method that we discuss throughout the paper.

In Section 3, we specialize (6) in the linear setting. To review these results, and also clarify the scope of invariant inference via residual randomization, we proceed with some applied examples.

**Example 1** (Exchangeability). *Consider a setting with  $n$  patients, where  $y$  denotes a health outcome and  $x$  denotes usage of a medical device. We fit a simple linear model:*

$$y_i = \beta_0 + \beta_1 x_i + \varepsilon_i. \quad (7)$$

*In classical inference, we assume that  $(x_i, y_i)$  or  $(x_i, \varepsilon_i)$  are i.i.d. from an infinite population, and then proceed with asymptotic inference on  $\beta$ . This assumption can be unrealistic, however, because of sample bias. Moreover, it is often unclear even what the population concept really represents—it may be a “fantasy world” (Freedman and Lane, 1983b, Sec. 1). Alternatively, we may view  $\varepsilon_i$  as measurement errors, or other unobserved shocks, common to all patients in our sample, e.g.,*

$$\varepsilon_i = g_{0,n}(X) + g_{1,n}(X)\varepsilon_i, \quad \varepsilon_i \sim i.i.d. \quad (8)$$

*In this error structure,  $g(\cdot)$  denotes a common effect on all patients and  $\varepsilon_i$  are idiosyncratic errors. Even though these factors are unknown, invariance (2) holds with  $\mathcal{G}_n$  as the permutation group on  $n$  elements, allowing for invariant inference. In this context, we show that Condition (6) reduces to the remarkably simple  $p/n = o(1)$ —see Theorem 4. This condition does not restrict the asymptotics of  $(X, \varepsilon)$ , and even allows certain high-dimensional regimes with  $p < n$  and  $p \rightarrow \infty$ . Of course, inference on  $\beta_0$  is precluded because the intercept is not identifiable under only exchangeability. ■*

**Example 2** (Sign symmetry; double invariance). We could account for heterogeneity in model (7) by assuming an error structure of the form:

$$\varepsilon_i = g_{0,n}(X) + g_{i,n}(X)\epsilon_i, \quad \epsilon_i \stackrel{d}{=} -\epsilon_i. \quad (9)$$

Here,  $g_i(\cdot)$  denotes an effect on patient  $i$  that may depend on  $i$ 's characteristics. Even though the  $g_i(\cdot)$ s are unknown, the constant term,  $g_{0,n}$ , can be subsumed by the intercept, and so invariance (2) holds with  $\mathcal{G}_n$  as the group of  $n \times n$  random sign matrices. In this context, we show that Condition (6) reduces to simple conditions on the leverage structure of  $X, \varepsilon$  (Theorem 5). In Theorem 6, we extend these results to a double invariance combining exchangeability and sign symmetry. ■

**Example 3** (One-way clustering). Consider an ecological study (Appendix E.3) where  $y$  measures a bacterium's spore density in a hive, and  $x$  is infection status of the hive. There are  $c = 1, \dots, J$  total hives, and  $k = 1, \dots, K$  repeated measurements per hive. With such a clustered structure (per hive), it is common to index a datapoint as  $i = (c, k)$ , and employ a linear mixed model of the form  $y_{ck} = \beta_0 + \beta_1 x_{ck} + \eta_c + \epsilon_{ck}$ . This is also known as a “random effects one-way layout” (Lehmann and Casella, 2006; McCulloch and Searle, 2004), and includes  $\eta_c$  as cluster (random) effects, and  $\epsilon_{ck}$  as independent noise. Classical inference with this model can be complex, and generally requires the use of specialized software in practice (e.g., `lme4` package in R).

Under invariant inference, we simply need to consider clustered error structures, such as

$$\varepsilon_i \equiv \varepsilon_{ck} = \eta_c + \epsilon_{ck}, \quad i = (c, k), \quad (10)$$

where  $\eta = (\eta_c)$  and  $\epsilon = (\epsilon_{ck})$  are mutually independent. Eq. (10) could be made more general by adding factors like the “ $g(\cdot)$  terms” in Examples 1-2, but we kept the notation simple.

- (a) If  $\eta_c$  are exchangeable and  $\epsilon_{ck}$  are exchangeable within clusters (or just i.i.d.), then  $\varepsilon_i$  are also exchangeable within each cluster. Thus, (2) holds with  $\mathcal{G}_n$  as the (sub)group of permutations within clusters.
- (b) If  $\eta_c$  and  $\epsilon_{ck}$  are sign symmetric, then  $\varepsilon_i$  are also sign symmetric across clusters. Thus, (2) holds with  $\mathcal{G}_n$  as the (sub)group of  $n \times n$  random sign matrices with an appropriately blocked diagonal.

In Theorems 7-8 we analyze these structures, and show that Condition (6) is satisfied as long as  $X, \varepsilon$  are not too highly leveraged across clusters, while also allowing for large  $p$ . Our method is also valid when (a) and (b) are combined—see remarks of Theorem 8. ■

**Example 4** (Two-way clustering). In trade data (Section 5.1),  $y$  usually measures trade flows between two countries, and  $x$  denotes their economic characteristics. The model may be written as  $y_{rck} = \beta_0 + \beta_1 x_{rck} + \xi_r + \eta_c + \epsilon_{rck}$ , and includes  $\xi_r/\eta_c$  as receiver/sender country effects, and  $k$  as the replication index as in the previous example. This is also known as a “random effects two-way layout” (Lehmann and Casella, 2006, Example 5.2).

Under invariant inference, we may consider the following error structure.

$$\varepsilon_i \equiv \varepsilon_{rck} = \xi_r + \eta_c + \epsilon_{rck}, \quad i = (r, c, k), \quad (11)$$

where  $\eta = (\eta_c)$ ,  $\xi = (\xi_r)$  and  $\epsilon = (\epsilon_{rck})$  are mutually independent, and  $\epsilon$  are i.i.d.

- (a) (Generic 2-way). If  $\eta_c$  and  $\xi_r$  are exchangeable, then  $\varepsilon$  have a ‘partial exchangeability’ property (Aldous, 1981) in the following sense. Suppose we arrange the errors in a 2-dim array, such that a “cell”  $(r, c)$  contains  $\{\varepsilon_{rck} : k = 1, \dots, K\}$ . Then, this array is invariant to any permutation of its rows or columns, and any permutation within cells. Thus, (2) holds with  $\mathcal{G}_n$  as the group of row-wise, column-wise or cell-wise permutations in this array representation.
- (b) (Dyadic data). If, in addition,  $\eta = \xi$  and the data are dyadic (one observation per pair), then (2) holds with  $\mathcal{G}_n$  as in (a) but the row-wise and column-wise permutations must be coupled.

In Theorems 9 and 11 we analyze these structures, and show that Condition (6) is satisfied under generally mild leverage conditions on  $X, \varepsilon$ , while also allowing for large  $p$ . ■

**Example 5** (Panel data). In some financial applications,  $y$  measures a firm’s stock returns and  $x$  denotes estimates of the firm’s value (e.g., “book-to-market” ratios). The data have a two-way clustering structure as in Example 4, but there are no repeated measurements ( $K = 1$ ) and  $\eta_c = \eta_t$  now denotes time trends. The error structure may be written as

$$\varepsilon_i \equiv \varepsilon_{rt} = \xi_r + \eta_t + \epsilon_{rt}, \quad i = (r, t). \quad (12)$$

In most applications, time trends cannot be considered i.i.d. or exchangeable, and so the concept of partial exchangeability described in (a) and (b) of Example 4 is not applicable. One approach is to de-trend the regression model by centering the data  $(y, X)$  at every time  $t$ . This produces new errors,  $\varepsilon'_{rt} = \xi_r - \bar{\xi} + \epsilon_{rt} - \bar{\epsilon}_{.t}$ , where  $\bar{\xi} = (1/N) \sum_r \xi_r$  and  $\bar{\epsilon}_{.t} = (1/N) \sum_r \epsilon_{rt}$  denote cross-section averages at  $t$  across all  $N$  firms. The transformed errors,  $\varepsilon'$ , are exchangeable wrt  $r$  whenever  $\xi_r$  are exchangeable. Now, we may apply the invariance described in Example 4(a), but only using row-wise permutations. In Theorem 10, we show that Condition (6) is satisfied, under this setting, as long as the number of firms ( $N$ ) grows at a faster rate than a leverage quantity of  $X, \varepsilon$ . Again, our results allow for large  $p$ . ■

These examples highlight an appealing feature of invariant inference under residual randomization. As every one of these examples corresponds to a unique invariance,  $\mathcal{G}_n$ , we can employ the exact same procedure (formally defined in Section 2) for every example, each time using the appropriate  $\mathcal{G}_n$  in a “plug-and-play” fashion. The problem structure therefore dictates the analysis in a simple and unified manner. In contrast, classical inference is built upon the i.i.d. assumption, and so standard methods need to be modified whenever the actual problem structure is different. This has led to a large number of robust standard error techniques in OLS inference, and a comparable number of bootstrap variants, which all too frequently confounds applied researchers.

## 1.2 Related work and Contributions

The idea of statistical inference based on invariance assumptions can be traced back to, at least, Fisher (1935) and Pitman (1937). Fisher (1935), in particular, proposed several permutation tests for non-parametric significance testing in randomized experiments. This type of tests are robust and valid in finite samples, and so they have been widely adopted in experimental design and causal inference (Cox and Hinkley, 1979, Ch. 6); (Rubin, 1980; Kempthorne, 1992; Ernst, 2004; Higgins, 2004; Hinkelmann and Kempthorne, 2007; Edgington and Ongheena, 2007; Gerber and Green, 2012; Good, 2013); (Rosenbaum, 2002, Ch. 2); (Imbens and Rubin, 2015, Ch. 5). These disparate methods were brought under a common, rigorous framework —collectively known as the *randomization method*— in the seminal work of Lehmann and Romano (2005).

Extending these ideas to observational settings was initiated by Freedman and Lane (1983b,a). These authors started from a criticism of classical inference and its reliance on what they thought as a poorly defined concept of infinite population. Freedman and Lane instead advocated the use of data invariances as the basis of inference —hence, invariant inference— even in observational studies, a position that we adopt in this paper. Perhaps as a twist of luck, with the advent of the bootstrap method, Freedman and his collaborators focused on developing bootstrap versions of this idea (Freedman, 1981; Bickel et al., 1981; Bickel and Freedman, 1983; Freedman and Peters, 1984; Peters and Freedman, 1984), and did not consider more complex invariances beyond exchangeability. In another line of work, researchers have considered the use of permutation tests for inference in regression models, or the closely related task of testing “weak nulls” (Neuhaus, 1993; Janssen, 1997; Anderson and Robinson, 2001; Chung and Romano, 2013; DiCiccio and Romano, 2017; Ding, 2017; Zhao and Ding, 2021). A key insight of this literature is that the permutation distribution of a correctly studentized test statistic approximates, in the limit, the true sampling distribution. This is generally interpreted as a robustness property of randomization tests, where the tests can be both finite sample valid for a “sharp null” and asymptotically valid for a weak null.

Our paper shares the common goal of invariant inference in regression models as prior work, but it differs in two crucial ways. The first difference is technical but it has important practical ramifications. While prior work has largely focused on an asymptotic analysis of randomization tests, our main analysis here is nonasymptotic, and is sharp enough to characterize the finite-sample robustness of our test (Theorem 2). These results carry over to the linear setting through Theorems 4-11, and reveal a novel and explicit trade-off between the dimension  $p$ , and certain homogeneity and leverage conditions in  $X, \varepsilon$ . Our paper thus contributes to what appears to be a limited list of results on the finite-sample robustness of approximate randomization tests. Canay et al. (2017) have also studied approximate randomization tests, but their setup is different as it assumes a test statistic that, in the limit, satisfies an invariance such as (2). Chernozhukov et al. (2021) also derived finite-sample bounds on a residual-based randomization test. Their analysis also showed that consistency of  $\hat{\beta}_n$  is not necessary for their test under certain regularity conditions. The key differences between our setting and (Chernozhukov et al., 2021) is that they worked only on panel data under a single choice of  $\mathcal{G}_n$  (i.e., permutations) and only a linear test statistic.

This last point summarizes a second key contribution of this paper. While earlier work has largely focused on permutation tests, this paper considers a large collection of invariance structures, as illustrated in Examples 1-5. For the linear model, in particular, Theorems 4-11 derive simple, interpretable conditions of validity according to the structure encoded in  $\mathcal{G}_n$ . This allows us to employ the exact same procedure (5) in various data settings, each time applying the appropriate  $\mathcal{G}_n$  in a “plug-and-play” fashion. Moreover, the technical foundation of these results (Lemmas 9 and 10 in the supplement) can be re-used to analyze invariance structures not considered here.

As a practical matter, our main procedure (5) sometimes leads to resampling schemes that have an almost identical bootstrap counterpart. Our paper therefore contributes to the general bootstrap literature as well. For instance, when  $\mathcal{G}_n$  denotes permutations, our method resamples residuals without replacement but is otherwise identical to the residual bootstrap (Freedman, 1981). This bootstrap variant is asymptotically valid when  $\varepsilon_i$  are i.i.d. with constant variance, and  $X^\top X/n$  converges; see Assumptions (1.3) & (1.4) in (Freedman, 1981). Our analysis proves validity under much simpler conditions because Condition (6) does not depend on the asymptotics of  $\hat{\beta}_n$ . We make similar comparisons with other bootstrap variants throughout the paper. However, we caution against a direct comparison between bootstrap and residual randomization. These methods rely on fundamentally different assumptions, and no framework is a special case of the other. In a sense, bootstrap and residual randomization could be considered complementary.

Indeed, there are settings where procedure (5) leads to novel resampling schemes and theory. One example is the setting with one-way clustered errors. In this setting, “cluster wild bootstrap” (Cameron and Miller, 2015) can be valid asymptotically with a finite number of clusters, but under a somewhat strict homogeneity condition on  $X$  (Canay et al., 2018). In Section 3.4, we show that this condition is not required when the errors are exchangeable within clusters. Residual randomization suggests a resampling procedure that simply permutes the residuals in clusters. Another important example is the setting with doubly clustered errors of Example 4. The first papers attempting to do bootstrap in such two-way layouts appeared only recently, and the underlying theory remains limited (Cameron et al., 2011; Menzel, 2021; Davezies et al., 2018; MacKinnon et al., 2021). For example, one limitation of these bootstrap methods is a requirement that the number of clusters increases in both dimensions, which may be unrealistic in practice. The randomization method suggests a new resampling procedure that permutes residuals in a manner mimicking partial exchangeability as described in Example 4(a). In Theorem 9, we show that this procedure is asymptotically valid under mild conditions even with finite clustering. In Section 5.1, we apply our method in a model linking trade flows to membership in a currency union. We show that some results in prior work do not hold up under a partial exchangeability structure.

Finally, in Section 6, we discuss extensions of our main methodology. These extensions include results for quadratic test statistics, which are useful in hypotheses tests of significance for a subset of parameters. In Section 6.2, we discuss a novel concept of ‘reflection symmetry’ around the time axis, which may be used under autocorrelated errors. In a simulated study, the residual randomization test based on reflection symmetry performs favorably against standard “HAC” robust errors.



## 2 Main Method and Results

Our goal is to test a partial null hypothesis,  $H_0$ , on parameters  $\beta$  of model (1). Let  $T_n$  be a test statistic such that  $T_n = t_n(\varepsilon)$ , whenever the null hypothesis holds. This condition is satisfied for many test problems in practice. For example, in the linear setting of Section 3, we use  $T_n = a'\hat{\beta}_n - a_0$ , where  $\hat{\beta}_n$  is the OLS estimator and  $H_0 : a'\beta = a_0$  is the null being tested. Then,  $T_n = a'(X^\top X)^{-1}X^\top \varepsilon = t_n(\varepsilon)$ , under the null. We list more examples of this kind in Appendix A.

To apply the residual randomization method we need the critical value in (4). This enumerates the entire set of invariances,  $\mathcal{G}_n$ , which can be computationally hard. A more tractable approach is to use  $m > 0$  uniformly sampled transformations from  $\mathcal{G}_n$ . Let  $G_r \sim \text{Unif}(\mathcal{G}_n)$  i.i.d., for  $r = 1, \dots, m$ , and define  $S_{n,\varepsilon} = \{t_n(\varepsilon)\} \cup \{t_n(G_r\varepsilon) : r = 1, \dots, m\}$  as the corresponding set of test statistic values using the true errors. Let  $c_{n,\alpha}(S) = \inf\{z \in \mathbb{R} : \frac{1}{|S|} \sum_{s \in S} \mathbb{1}\{s \leq z\} \geq 1 - \alpha\}$  be a modified critical value function, where  $S$  is a set of scalars. Define  $\phi_n^*(y, X) = \mathbb{1}\{T_n > c_{n,\alpha}(S_{n,\varepsilon})\}$  as the one-sided idealized test. In Appendix B.2, we prove that this test is valid in finite samples, for any  $n, m > 0$ . Of course, this test remains infeasible because it uses the true unobserved errors.

To construct the feasible test, we simply plug in the residuals in the set of randomized values. That is, we define  $S_{n,\hat{\varepsilon}} = \{T_n\} \cup \{t_n(G_r\hat{\varepsilon}) : r = 1, \dots, m\}$  and

$$\phi_n(y, X) = \mathbb{1}\{T_n > c_{n,\alpha}(S_{n,\hat{\varepsilon}})\}. \quad (13)$$

As usual, a two-sided test can be defined as a combination of two one-sided tests at level  $\alpha/2$ . We are now ready to define the main residual randomization procedure studied in this paper.

### PROCEDURE 1: RESIDUAL RANDOMIZATION METHOD FOR INVARIANT INFERENCE

1. Compute the test statistic,  $T_n$ , and  $\hat{\varepsilon}_i = y_i - f(x_i, \hat{\beta}_n)$ , the residuals from some estimator  $\hat{\beta}_n$ .
2. For fixed  $m > 0$ , sample  $G_r \sim \text{Unif}(\mathcal{G}_n)$ ,  $r = 1, \dots, m$ , i.i.d. Compute  $S_{n,\hat{\varepsilon}}$  as above.
3. Use the one-sided test (13), or a derivative two-sided test.
4. **Inference.** To do inference on  $\beta_j$ , for some  $j \in \{1, \dots, p\}$ , we can invert the test. Let  $d_{j,\alpha}(b) \in \{0, 1\}$  denote the test decision for the null  $H_0 : \beta_j = b$  at level  $\alpha$ , and define:

$$\text{CI}_j = \{x \in \mathbb{R} : \min(L_{j,\alpha}) \leq x \leq \max(L_{j,\alpha})\}, \text{ where } L_{j,\alpha} = \{x \in \mathbb{R} : d_{j,\alpha}(x) = 0\}. \quad (14)$$

Then,  $\text{CI}_j$  is the  $100(1 - \alpha)\%$  residual randomization-based confidence interval for  $\beta_j$ .

REMARKS ON PROCEDURE 1. The test inversion in step 4 is routinely used in the randomization literature to translate test decisions into inference (Rosenbaum, 2002, Section 2.6.2). While the inversion procedure can be computationally challenging, the problem is also “embarrassingly parallelizable” as all tests can be executed independently. In the empirical evaluations of Sections 4-5, we employ a Slurm-based computing cluster when necessary. ■



Our theoretical analysis of Procedure 1 requires two assumptions throughout the paper:

$$X \text{ is non-stochastic, and } \mathbb{E}(\varepsilon), \mathbf{V}_\varepsilon = \mathbb{E}(\varepsilon\varepsilon') \text{ are both finite.} \quad (\text{A1})$$

$$\gamma_{0n} = \max_{g, g' \in \mathcal{G}_n, g \neq g'} P\{t_n(g\varepsilon) = t_n(g'\varepsilon)\} = o(1), \text{ and } 1/|\mathcal{G}_n| = o(1). \quad (\text{A2})$$

Assumption (A1) requires that the first two error moments exist. These moments need not converge, and may even be asymptotically unbounded. Assumption (A2) has two parts. First, it requires that the invariant set grows with  $n$ , which it typically does. For example, if  $\mathcal{G}_n$  is the set of permutations of  $n$  elements, then  $|\mathcal{G}_n| = n! > (n/e)^n$ , by Stirling's approximation. The second part of (A2) aims to preclude pathological cases where the test statistic becomes degenerate. To see how (A2) can fail, suppose  $\varepsilon = \varepsilon_0 \mathbf{1}$  —i.e., all error components are identical— and  $\mathcal{G}_n$  denotes permutations. Then,  $g\varepsilon = \varepsilon_0 g\mathbf{1} = \varepsilon_0 \mathbf{1} = \varepsilon$ , for any  $g \in \mathcal{G}_n$ . That is, all test statistic values are identical, and so the randomization distribution is degenerate. Barring such cases, (A2) is satisfied with  $\gamma_{0n} = 0$  whenever the error distribution is continuous.

Under (A1) and (A2), the following limit becomes the key condition for validity of our test (13):

$$\frac{\mathbb{E}[(t_n(G\hat{\varepsilon}) - t_n(G\varepsilon))^2]}{\mathbb{E}[(t_n(G'\varepsilon) - t_n(G''\varepsilon))^2]} = \zeta_n^2 \rightarrow 0, \text{ where } G, G', G'' \sim \text{Unif}(\mathcal{G}_n). \quad (\text{C1})$$

This condition does not require “ $\sqrt{n}$ -asymptotics” on  $\hat{\beta}_n$ , or even consistency of the residuals, as generally required in classical inference. It only stipulates that the variation in the error from the feasible test is dominated by the natural variation of the idealized test. This is in line with the results of Chernozhukov et al. (2021), who also showed that consistency of  $\hat{\beta}_n$  is not necessary for asymptotic validity of their residual randomization test. The crucial difference between our setting and (Chernozhukov et al., 2021) is that they work exclusively with panel data under a single choice of  $\mathcal{G}_n$  (permutations), and a single choice of a linear test statistic.

**Theorem 1.** *Suppose that Assumptions (A1)-(A2) hold for model (1) with  $\mathcal{G}_n$  as the inferential primitive. Under Condition (C1), the rejection probability of the residual randomization test in Procedure 1 satisfies  $\mathbb{E}(\phi_n) \leq \alpha + O(1/m) + o(1)$ , whenever the null hypothesis holds.*

REMARKS ON THEOREM 1. (a) The proof uses the following crucial robustness property of our test (13). Because (13) only depends on the order of  $T_n$  in  $S_{n, \hat{\varepsilon}}$ , the decision of the feasible test is *identical* to that of the idealized test whenever the maximum approximation error in the feasible test is smaller than the “minimum spacing” in the idealized test. Formally,  $\phi_n = \phi_n^*$ , if  $\max_r |t_n(G_r \hat{\varepsilon}) - t_n(G_r \varepsilon)| < \min_{r \neq r'} |t_n(G_r \varepsilon) - t_n(G_{r'} \varepsilon)|$ . The proof then connects these extrema to variables

$$\Delta_n = t_n(G\hat{\varepsilon}) - t_n(G\varepsilon), \quad \Lambda_n = t_n(G'\varepsilon) - t_n(G''\varepsilon),$$

as they appear in (C1). Intuitively, Condition (C1) guarantees that the variation in the spacings of the idealized test (captured by  $\Lambda_n$ ) can withstand the level of “corruption” introduced from using the residuals (captured by  $\Delta_n$ ).

(b) The  $m^{-1}$  term in the theorem is a product of an analysis where the idealized test is corrupted in a worst-case manner. In practice, we correct the test decision by a factor  $\alpha/[\alpha + (m + 1)^{-1}] = 1 - O(1/m)$  to obtain an (asymptotically)  $\alpha$ -level test. See Appendix F.1 for details. Because  $m$  is usually very large, we will ignore this complication in the main text. ■

## 2.1 Finite sample analysis: Validity and power

In this section, we provide a finite-sample analysis of Procedure 1. To do so, we need some additional assumptions on the test statistic. In particular, let  $\bar{\Lambda}_n = \Lambda_n/\sigma_{\Lambda_n}$  be the standardized spacing variable, and  $F_{\bar{\Lambda}_n}$  be its cdf. We will assume that this cdf satisfies a  $\gamma$ -Hölder continuity property,

$$F_{\bar{\Lambda}_n}(\epsilon) - F_{\bar{\Lambda}_n}(-\epsilon) = O(\epsilon^\gamma) + O(\gamma_{0n} + 1/|\mathcal{G}_n|), \text{ for some } \gamma > 0, \text{ and any sufficiently small } \epsilon > 0. \quad (\text{A3})$$

**Theorem 2.** *Suppose that Assumptions (A1)-(A3) hold for model (1) with  $\mathcal{G}_n$  as the inferential primitive. Then, under Condition (C1), and for any  $n > 0$ ,*

$$\mathbb{E}(\phi_n) \leq \alpha + O(1/m) + O(m\gamma_{0n}) + O(m^2/|\mathcal{G}_n|) + A(\gamma, m) \cdot O(\zeta_n^{2\gamma/(2+\gamma)}),$$

whenever the null hypothesis holds. Here,  $A(\gamma, m) = 8(1 + \gamma)m^{(4+\gamma)/(2+\gamma)} = O(m^2)$ .

REMARKS ON THEOREM 2. (a) Parameter  $\gamma$  describes the tails of the spacings variable,  $\Lambda_n$ . For instance, if  $\Lambda_n$  is asymptotically normal under regular conditions, then  $\gamma$  is approximately 1. Values of  $\gamma$  smaller than 1 are the result of heavy-tailed data. In Appendix B.3, we numerically estimate  $\gamma$  in a simulation study that includes heavy-tailed data. In our study,  $\gamma$  takes values in the range  $[0.3, 1.3]$ , and seems to depend more on the tails of  $\varepsilon$  rather than  $X$ .

(b) The rate at which (C1) is satisfied also determines the finite-sample bound,  $\zeta_n^{2\gamma/(2+\gamma)}$ , on the level of the residual randomization test. This bound is reminiscent of minimax convergence rates in nonparametric regression (Tsybakov, 2009, Section 1.6). If  $\bar{\Lambda}_n$  is asymptotically normal, under regularity conditions, then  $\zeta_n^2 = 1/n$  and  $\gamma = 1$ , implying the rate  $O(n^{-1/3})$ . In that sense, residual randomization is not “first-order correct”, and this may be viewed as the trade-off for its robustness. Heavier-tailed data may “slow down” this asymptotic rate even more. ■

**Theorem 3.** *Suppose that Assumptions (A1)-(A2) and Condition (C1) hold for model (1). Consider a sequence of alternatives,  $H_1 : T_n = t_n(\varepsilon) + \tau_n$ , and let  $\sigma_n^2 = \mathbb{E}[t_n^2(\varepsilon)]$ .*

- (3i.) *Procedure 1 has asymptotic power one against any sequence satisfying  $\tau_n/\sigma_n \rightarrow \infty$ .*
- (3ii.) *Suppose, in addition, that (A3) holds, and there exists a nondecreasing function  $q : \mathbb{R}^+ \rightarrow \mathbb{R}^+$  such that  $F_{\bar{\Lambda}_n}(l) - F_{\bar{\Lambda}_n}(-l) \geq 1 - e^{-q(l)}$ , for any  $l > 0$ . Then, for any  $n > 0$ ,*

$$\mathbb{E}(\phi_n) \geq 1 - O(m^2)e^{-q(\tau_n/2\sqrt{2}\sigma_n)} - A(\gamma, m) \cdot O(\zeta_n^{2\gamma/(2+\gamma)}).$$

*The expression for the two-sided test uses  $|\tau_n|/\sigma_n$ , but is otherwise identical.*

REMARKS ON THEOREM 3. The residual randomization test is consistent as long as the signal,  $\tau_n$ , dominates the natural variation in the idealized test. This is in line with Dobriban (2021), who also studies consistency of invariance-based randomization tests. The consistency results in that paper are more general, but they focus on exact randomization tests in a “signal plus noise” regime, while our focus is on approximate tests in a regression regime with a possibly complex structure.

(b) The exact rates will vary depending on the setting. For instance, suppose  $H_0 : \beta_j = 0$ , and let  $H_1 : \beta_j = \tau/\sqrt{n}$  be a “local alternative”, and  $T_n = a'\hat{\beta}_n$  the test statistic with  $a_k = \mathbb{1}\{k = j\}$ . Then,  $t_n(\varepsilon) = a'(X^\top X)^{-1}X^\top \varepsilon$  and, under regular OLS conditions,  $\text{var}^{1/2}(t_n(\varepsilon)) = O(1/\sqrt{n})$  and  $q(l) = O(l^2)$ . The power expression thus involves a term of the form  $1 - e^{-c\tau^2} - O(n^{-1/3})$ . ■

### 3 Linear Model

In this section, we specialize the generic model (1) into a linear model,

$$y_i = x_i'\beta + \varepsilon_i. \quad (15)$$

Here,  $x_i$  has always one as the first element, and  $\beta_0$  denotes the intercept. We focus on testing a linear hypothesis,  $H_0 : a'\beta = a_0$ , where  $\|a\| = 1$  without loss of generality. We define  $T_n = a'\hat{\beta}_n - a_0$  as the test statistic, where  $\hat{\beta}_n$  is the OLS estimator. Under the null,  $T_n = t_n(\varepsilon)$ , with  $t_n(\varepsilon) = a'Q_x\varepsilon$  and  $Q_x = (X^\top X)^{-1}X^\top$ . To ensure that  $X^\top X$  is always invertible we also update (A1):

$$X \text{ is non-stochastic, } \lambda_{\min}(X^\top X) > 0, \text{ and } \mathbb{E}(\varepsilon), \mathbf{V}_\varepsilon = \mathbb{E}(\varepsilon\varepsilon') \text{ are both finite.} \quad (\text{A1}')$$

Our analysis will consider two choices for the residuals in Procedure 1. One choice is to use regular OLS residuals,  $\hat{\varepsilon} = y - X\hat{\beta}_n$ . A second choice is to use restricted OLS residuals,  $\hat{\varepsilon}^\circ = y - X\hat{\beta}_n^\circ$ , where  $\hat{\beta}_n^\circ = \hat{\beta}_n - (X^\top X)^{-1}a(a'\hat{\beta}_n - a_0)/a'(X^\top X)^{-1}a$  is the constrained OLS estimator under the null. The restricted residuals perform better in small samples, and should be preferred in practice. However, both methods are asymptotically equivalent, and so we will analyze them both.

#### 3.1 Exchangeable errors

We begin with exchangeability, perhaps the simplest invariance. When the errors are exchangeable, their distribution remains invariant to any permutation of their labels. The inferential primitive may be written as  $\mathcal{G}_n = \mathcal{G}_n^p = \left\{ \sum_{i=1}^n \mathbf{1}_i \mathbf{1}'_{\pi(i)} : \pi \in \Pi_n \right\}$ . Here,  $\mathbf{1}_i \in \{0, 1\}^n$  and is nonzero only at the  $i$ th component, and  $\Pi_n$  is the permutations group of  $n$  elements.

**Theorem 4.** *For the linear model (15) let  $\varepsilon \stackrel{d}{=} g\varepsilon \mid X$  for all  $g \in \mathcal{G}_n^p$  and  $X \in \mathbb{X}^{(n)}$ ,  $n > 0$ , such that Assumptions (A1')-(A2) are satisfied. Suppose also that*

- (4i)  $p/n = o(1)$  and  $a_1 = 0$ ; or
- (4ii)  $p/n = o(1)$  and  $\bar{\varepsilon} = 0$  w.p. 1.

Then, Condition (C1) is satisfied under regular OLS residuals, and the resulting residual randomization test in Procedure 1 is asymptotically valid. With restricted OLS residuals, (4ii) is also sufficient for asymptotic validity.

REMARKS ON THEOREM 4. (a) Under exchangeability, the intercept,  $\beta_0$ , cannot be identified. The role of the conditions  $a_1 = 0$  or  $\bar{\varepsilon} = 0$  is therefore to preclude testing for  $\beta_0$ . The second condition,  $\bar{\varepsilon} = 0$ , can be achieved by centering the columns of  $X$ , which removes the intercept.

(b) The theorem allows certain high-dimensional cases where  $p < n$  but  $p \rightarrow \infty$ . No further restrictions are placed on  $(X, \varepsilon)$ . This shows that exchangeability is a “strong assumption”, in line with the concept of exchangeability as a “mixture of i.i.d. sequences” from de Finetti’s theorem.

(c) Operationally, the residual randomization procedure here is similar to the residual bootstrap (Freedman, 1981). The crucial difference is that the residual bootstrap aims to approximate the full sampling distribution of  $\hat{\beta}_n$ , and so it needs regularity conditions to ensure convergence in distribution of  $\hat{\beta}_n$  at an appropriate rate (“ $\sqrt{n}$ -asymptotics”). This explains why the known theoretical conditions for the residual bootstrap are substantially stricter than Theorem 4, requiring i.i.d. errors with constant variance and a limit for  $X^\top X/n$ ; see (A1.3) & (A1.4) in (Freedman, 1981). See also Bickel et al. (1981) and Lopes (2014) for the high-dimensional regime.

(d) Freedman and Lane (1983a) considered  $H_0 : \beta_S = 0$  on a subset  $S$  of parameters, using a procedure that also resamples residuals—see DiCiccio and Romano (2017); Zhao and Ding (2021) for extensions and discussion. Lei and Bickel (2021) also give a thorough historical account of testing linear hypotheses in linear models. However, these papers work only with exchangeability (or the i.i.d. structure), and cannot easily extend to complex error structures. See also Section 6.1. ■

### 3.2 Sign symmetric errors

When the errors are sign symmetric their distribution remains invariant to arbitrary sign flips. This form of invariance is useful under heteroskedasticity, as discussed in Example 2. The inferential primitive may be written as  $\mathcal{G}_n = \mathcal{G}_n^s = \{ \sum_{i=1}^n s_i \mathbf{1}_i \mathbf{1}_i' : s_i = \pm 1 \}$ .

**Theorem 5.** For the linear model in (15) let  $\varepsilon \stackrel{d}{=} g\varepsilon \mid X$  for all  $g \in \mathcal{G}_n^s$  and  $X \in \mathbb{X}^{(n)}$ ,  $n > 0$ , such that Assumptions (A1’)-(A2) are satisfied. Let  $h_{ii}$  be the  $i$ -th diagonal element of the “hat matrix”  $\mathbf{H}_x = X(X^\top X)^{-1}X^\top$ , and define  $\bar{\lambda}_n = \max_{i \in [n]} h_{ii} / (\sum_{j=1}^n h_{jj}/n)$ . Suppose that

$$\frac{\max_{i \in [n]} \mathbb{E}(\varepsilon_i^2)}{\min_{j \in [n]} \mathbb{E}(\varepsilon_j^2)} \bar{\lambda}_n p/n = o(1).$$

Then, Condition (C1) is satisfied under either regular or restricted OLS residuals, and the residual randomization test in Procedure 1 is asymptotically valid.

REMARKS ON THEOREM 5. (a) Here,  $\bar{\lambda}_n p/n = \max_i h_{ii}$  is a summary of the design’s leverage (Huber, 1973); e.g., if  $x_i \sim N(0, 1)$  i.i.d. then  $\bar{\lambda}_n = O_P(\log n)$  (Embrechts et al., 2013). See also Lei and Ding (2021) for discussions on this quantity in a large  $p$  regime. The theorem’s result

allows for certain highly-leveraged designs and high-dimensional regimes. This compares favorably to classical “heteroskedasticity robust” errors (White et al., 1980; Eicker et al., 1963), which tend to underperform in small samples, and especially when the design is highly leveraged (MacKinnon and White, 1985; Davidson and Flachaire, 2008; Godfrey and Orme, 2001).

(b) Operationally, the residual randomization test with  $\mathcal{G}_n^s$  as the primitive repeatedly calculates the test statistic on residuals with their signs randomly flipped, similar to some variants of the “wild bootstrap” (Wu et al., 1986; Liu et al., 1988; Mammen et al., 1993). Again, the crucial difference is that in the bootstrap framework we need to impose regularity conditions on  $\hat{\beta}_n$  to ensure “ $\sqrt{n}$ -asymptotics”. Such conditions are not necessary with residual randomization. ■

### 3.3 Double invariance: Exchangeability and sign symmetry

When the errors are both exchangeable and sign symmetric, we can write the primitive as  $\mathcal{G}_n = \mathcal{G}_n^{p+s} = \{ \sum_{i=1}^n s_i \mathbf{1}_i \mathbf{1}_{\pi(i)} : s_i = \pm 1, \pi \in \Pi_n \}$ . Operationally, this residual randomization test repeatedly calculates the test statistic on permuted residuals with their signs randomly flipped.

**Theorem 6.** *For the linear model in (15) let  $\varepsilon \stackrel{d}{=} g\varepsilon \mid X$  for all  $g \in \mathcal{G}_n^{p+s}$  and  $X \in \mathbb{X}^{(n)}$ ,  $n > 0$ , such that Assumptions (A1’)-(A2) are satisfied. Suppose also that  $p/n = o(1)$ . Then, Condition (C1) is satisfied, and the residual randomization test is asymptotically valid under either regular or restricted OLS residuals.*

### 3.4 Clustered errors: one-way clustering

Empirical observations often occur in clusters, such as when student scores are observed by school or classroom. In such settings, it is common to report “clustered standard errors” (Liang and Zeger, 1986; Arellano, 1987; Cameron and Miller, 2015; MacKinnon et al., 2022). This motivates us to consider a family of cluster invariances on the errors. We will not consider the question of whether one should cluster the errors or not—we refer to Abadie et al. (2017) for such a discussion.

To proceed we need some additional notation.  $C^n$  will denote a clustering of  $[n] = \{1, \dots, n\}$ . In the main text,  $C^n$  will be a partition of  $[n]$ , but this is not necessary for our theory.  $J_n = |C^n|$  denotes the number of clusters in  $C^n$ , and  $i \in [c]$  denotes that datapoint  $i$  is in cluster  $c \in \{1, \dots, J_n\}$ . Let  $\mathbf{1}_c = \sum_{i \in [c]} \mathbf{1}_i$  be the  $n$ -length binary vector that is nonzero only at units in  $c$ . We use  $n_c = \mathbf{1}' \mathbf{1}_c = \sum_{i \in [c]} 1$  to denote the size of cluster  $c$ . Define  $\mathbf{I}_c = \sum_{i \in [c]} \mathbf{1}_i \mathbf{1}_i'$  and  $\mathbf{U}_c = \mathbf{1}_c \mathbf{1}_c'$ , and let  $s_c^2(z) = \frac{1}{n_c - 1} z' (\mathbf{I}_c - \mathbf{U}_c / n_c) z$  denote the sample variance of  $z \in \mathbb{R}^n$  in cluster  $c$ .

To facilitate our discussion, we will refer to the cluster error structure from the one-way layout model described in Example 3:

$$\varepsilon_i \equiv \varepsilon_{ck} = \eta_c + \epsilon_{ck}, \quad i = (c, k). \quad (16)$$

Throughout this section, we will assume that the cluster random effects,  $\eta = (\eta_c)$ , and the idiosyncratic errors,  $\epsilon = (\epsilon_{ck})$ , are mutually independent.

### 3.4.1 Exchangeability within clusters

We begin with a cluster variant of exchangeability. In (16), this invariance holds whenever  $\eta_c$  are exchangeable, and  $\epsilon_{ck}$  are exchangeable within any cluster  $c$ . The inferential primitive may be written as  $\mathcal{G}_n = \mathcal{G}_n^p(C^n) = \left\{ \sum_{i=1}^n \mathbf{1}_i \mathbf{1}'_{\pi(i)} : \pi \in \Pi(C^n) \right\}$ , where  $\Pi(C^n)$  is the (sub)group of within-cluster permutations; i.e.,  $i \in [c] \Rightarrow \pi(i) \in [c]$  for any  $\pi \in \Pi(C^n)$ .

For our analysis, the following cluster variant of leverage will be useful:

$$\bar{\lambda}_1(C^n) = \frac{\max_{c \in [J_n]} (1/n_c) \sum_{i \in [c]} h_{ii}}{(1/n) \sum_{j=1}^n h_{jj}}. \quad (17)$$

This quantity plays a role in the asymptotic validity of the test, as shown below.

**Theorem 7.** *For the linear model in (15) let  $\varepsilon \stackrel{d}{=} g\varepsilon \mid X$  for all  $g \in \mathcal{G}_n^p(C^n)$  and  $X \in \mathbb{X}^{(n)}$ ,  $n > 0$ , such that Assumptions (A1)-(A2) are satisfied. Suppose  $X$  is centered within each cluster, and*

$$\frac{\max_{c \in [J_n]} \mathbb{E}[s_c^2(\varepsilon)]}{\min_{c' \in [J_n]} \mathbb{E}[s_{c'}^2(\varepsilon)]} \bar{\lambda}_1(C^n) p/n = o(1).$$

*Then, Condition (C1) is satisfied and the residual randomization test in Procedure 1 is asymptotically valid under either regular or restricted OLS residuals.*

REMARKS ON THEOREM 7. As with simple invariance structures, the residual randomization test is valid as long as the problem is not too highly leveraged (in the cluster sense), while also allowing  $p \rightarrow \infty$ . The condition of centered  $X$  is necessary because cluster effects are not identifiable under only cluster exchangeability. In the special case where  $J_n = 1$  (one cluster), the overall condition in the theorem reduces to  $p/n = o(1)$ , which exactly matches result (4ii) of Theorem 4.

(b) Procedure 1 with  $\mathcal{G}_n^p(C^n)$  as the primitive repeatedly calculates the test statistic under permutations of the residuals within the clusters in  $C^n$ . Operationally, this is similar to some variants of the “randomized cluster bootstrap” (Davison and Hinkley, 1997). See also Field and Welsh (2007) for a related discussion. ■

### 3.4.2 Sign symmetry across clusters

We continue with a cluster variant of sign symmetry. In (16), this invariance holds whenever  $\eta_c$  are sign symmetric, and  $\epsilon_{ck}$  are symmetric within each cluster  $c$ . This accounts for certain types of heterogeneity within clusters. The inferential primitive is  $\mathcal{G}_n = \mathcal{G}_n^s(C^n) = \left\{ \sum_{c \in [J_n]} s_c \sum_{i \in [c]} \mathbf{1}_i \mathbf{1}'_i : s_c = \pm 1 \right\}$ .

To analyze this procedure, we will need the following variant of cluster-level leverage:

$$\bar{\lambda}_2(C^n) = \frac{\max_{c \in [J_n]} \|X^\top \mathbf{I}_c X\|_F^2 / n_c^2}{\|X^\top X\|_F^2 / n^2}. \quad (18)$$

The technical difference from (17) is that  $\bar{\lambda}_2(C^n)$  describes the cluster leverage structure on the fourth moment of  $X$ , while  $\bar{\lambda}_1(C^n)$  describes the leverage structure on the second moment.

This setting is much richer than the settings we have considered so far. Our most general result imposes mild leverage conditions on  $(X, \varepsilon)$ , but requires the number of clusters to grow ( $J_n \rightarrow \infty$ ). An interesting situation arises when the covariates have a cluster uniformity property in a sense described in the theorem below. In this case, the residual randomization test using restricted OLS residuals is in fact *exact* in finite samples. When the uniformity property holds in the limit, then the same test is valid asymptotically even when the number of clusters stays finite ( $J_n < \infty$ ). The following theorem summarizes our results for these three scenarios.

**Theorem 8.** *For the linear model in (15) let  $\varepsilon \stackrel{d}{=} g\varepsilon \mid X$  for all  $g \in \mathcal{G}_n^s(\mathbb{C}^n)$  and  $X \in \mathbb{X}^{(n)}$ ,  $n > 0$ , under Assumptions (A1')-(A2). Let  $\kappa(A)$  be the condition number of  $A$ , and define  $\kappa_n = \kappa(X^\top X)$ .*

(8i.) ( $J_n \rightarrow \infty$ ). *Suppose that  $p^3 \kappa_n^2 \kappa(Q_x \mathbf{V}_\varepsilon Q_x^\top) \bar{\lambda}_2(\mathbb{C}^n) \sum_{c=1}^{J_n} n_c^2/n^2 = o(1)$ .*

*Then, Condition (C1) is satisfied, and the residual randomization test is asymptotically valid under either regular or restricted OLS.*

(8ii.) ( $J_n < \infty$ ). *Suppose that for every cluster  $c = 1, \dots, J_n$ , there exist scalars  $r_c$  for which*

$$(X^\top X)^{-1}(X^\top \mathbf{I}_c X) = r_c \mathbf{I} + E_{n,c}, \quad (\text{CU})$$

*such that  $\max_c \|E_{n,c}\| = o(1)$  and  $p J_n \kappa(Q_x \mathbf{V}_\varepsilon Q_x^\top) = O(1)$ . Then, the residual randomization test using restricted OLS residuals is valid asymptotically.*

(8iii.) (Any  $J_n$ , any  $n > 0$ ). *The residual randomization test is exact in finite samples whenever (CU) holds in the sample, such that  $E_{n,c} = 0$  for every cluster  $c$  and any  $n > 0$ .*

REMARKS ON THEOREM 8. (a) The main condition in (8i) is  $\sum_c n_c^2/n^2 \rightarrow 0$ . This requires an increasing number of clusters ( $J_n \rightarrow \infty$ ), and also that no cluster dominates the others in terms of size. To work under a finite number of clusters, our analysis needs a uniformity condition, namely (CU). The term  $\kappa(Q_x \mathbf{V}_\varepsilon Q_x^\top)$  in (8i) and (8ii) cannot be simplified without additional assumptions. For example, if  $\mathbf{V}_\varepsilon$  has a block diagonal structure, then  $\kappa(Q_x \mathbf{V}_\varepsilon Q_x^\top) \leq \kappa_n \max_{c,c'} s_c^2(\varepsilon)/s_{c'}^2(\varepsilon)$ , which is exactly the error term that appears in Theorem 7.

(b) Operationally, the residual randomization procedure repeatedly calculates the test statistic on residuals that have their signs randomly jointly flipped on the cluster level. This is similar to the “cluster wild bootstrap” (Cameron et al., 2008; Cameron and Miller, 2015). Several authors (Cameron et al., 2008; Cameron and Miller, 2015; Imbens and Kolesar, 2016) have argued that this bootstrap variant improves upon the sometimes poor finite-sample performance of standard asymptotic “cluster-robust inference” (Moulton, 1986; Arellano, 1987; White, 1984; Hansen, 2007; Carter et al., 2017; Ibragimov and Müller, 2010, 2016; Bester et al., 2011; Conley and Taber, 2011). Another point of similarity is condition (CU), which is equivalent to the uniformity condition required in the best known results on the validity of cluster wild bootstrap with a finite number of clusters (Canay et al., 2018, Assumption 2iii). As with previous instances, the bootstrap approach requires additional regularity conditions for  $\sqrt{n}$ -asymptotic convergence of  $\hat{\beta}_n$ , which are not necessary in residual randomization.



(c) If the uniformity condition (CU) holds in the sample, then the randomization test is in fact exact. This condition is, of course, strong but it does not preclude us from choosing a suitable clustering  $C^n$  to satisfy the condition. In Appendix E.2, we analyze one striking instance of the Behrens–Fisher problem based on a simulation setup by Angrist and Pischke (2009). There is no analog of finite-sample exactness in the bootstrap literature to our best knowledge.

(d) As in Section 3.3, we could combine the two cluster invariants of this section,  $\mathcal{G}_n^p(C^n)$  and  $\mathcal{G}_n^s(C^n)$ , into a larger invariant, say  $\mathcal{G}_n^{p+s}(C^n)$ . This test would be valid as long as either the conditions of Theorem 7 or the conditions of Theorem 8 hold, thus combining the best of both worlds. This ability to “mix-and-match” different invariance structures highlights the flexibility of the residual randomization method. ■

### 3.5 Two-way clustered errors

In this section, we consider doubly clustered error structures. To facilitate our discussion, we will refer to the error structure from the two-way layout model of Example 4, extended to include a common random effect ( $\mu$ ):

$$\varepsilon_i \equiv \varepsilon_{rck} = \mu + \xi_r + \eta_c + \epsilon_{rck}, \quad i = (r, c, k), \quad r \in R^n, \quad c \in C^n. \quad (19)$$

Here,  $R^n$  denotes the “row” cluster, and  $C^n$  the “column” cluster;  $k$  denotes the replication within a “cell”  $(r, c)$ . As before,  $\mu, \eta = (\eta_c), \xi = (\xi_r)$  and  $\epsilon = (\epsilon_{rck})$ , are assumed mutually independent. Any structural assumptions on these variables will thus dictate which particular structural invariance on the errors to analyze.

#### 3.5.1 Partial exchangeability

In many settings, the data come as observations on pairs of units, which motivates the use of doubly clustered errors. For example, in international trade data, an observation could be the trade flow between two countries. In an influential paper, Cameron et al. (2011) proposed certain standard error estimates under two-way clustering. Fafchamps and Gubert (2007); Conley (1999); Aronow et al. (2015) have studied sandwich estimators inspired from spatial models (Conley, 1999). The theoretical properties of these procedures, however, have not been well understood. It is also known that these procedures can be numerically unstable, often producing invalid variance estimates.

To address these issues, recent work adopted an invariance concept known as “partial exchangeability”, first introduced in the seminal work of Aldous (1981) and Hoover (1979). This structure is particularly challenging for inference. McCullagh (2000) has shown, for example, that no straight-forward bootstrap procedure exists even for such simple statistics as the sample average. Recent work has built upon these insights and has developed bootstrap procedures for the sample average (Menzel, 2021), generalized method of moments estimation (Davezies et al., 2018), and linear regression (MacKinnon et al., 2021). Our approach adopts the same concept of partial exchangeability of Aldous (1981); Hoover (1979), but weakens some conditions in earlier work.

In our framework, the formulation in (19) suggests a special type of invariance, which extends the concept of partial exchangeability. Let  $\mathcal{E} = (\varepsilon_{rc})$  be a set-valued  $|\mathbb{R}^n| \times |\mathbb{C}^n|$  matrix, where the  $(r, c)$ -element in  $\mathcal{E}$  is equal to  $\{\varepsilon_{rc} : k = 1, \dots, K\}$ , the repeated measurements in cell  $(r, c)$ . We refer to this matrix as the “ $\mathcal{E}$ -representation” of  $\varepsilon$ . Then, the distribution of  $\mathcal{E}$  is invariant to any permutation of its rows or columns, and to any permutations within cells, whenever  $\eta_c, \xi_r$  are exchangeable and  $(\varepsilon_{rc})$  are exchangeable within cells. This invariance is identical to the partial exchangeability of Aldous (1981) without replications. We illustrate the invariance with an example.

**Example 6** ( $\mathcal{E}$ -representation). Let  $\mathcal{E} = \begin{pmatrix} \{\varepsilon_1, \varepsilon_2\} & \{\varepsilon_5, \varepsilon_6\} \\ \{\varepsilon_3, \varepsilon_4\} & \{\varepsilon_7, \varepsilon_8\} \end{pmatrix} \equiv \begin{pmatrix} \{\varepsilon_{11(1)}, \varepsilon_{11(2)}\} & \{\varepsilon_{12(1)}, \varepsilon_{12(2)}\} \\ \{\varepsilon_{21(1)}, \varepsilon_{21(2)}\} & \{\varepsilon_{22(1)}, \varepsilon_{22(2)}\} \end{pmatrix}$ , where we set  $|\mathbb{R}^n| = |\mathbb{C}^n| = K = 2$ . Then, the following invariances hold on  $\mathcal{E}$ :

$$\mathcal{E} \stackrel{d}{=} \begin{pmatrix} \{\varepsilon_{21(1)}, \varepsilon_{21(2)}\} & \{\varepsilon_{22(1)}, \varepsilon_{22(2)}\} \\ \{\varepsilon_{11(1)}, \varepsilon_{11(2)}\} & \{\varepsilon_{12(1)}, \varepsilon_{12(2)}\} \end{pmatrix} \stackrel{d}{=} \begin{pmatrix} \{\varepsilon_{22(1)}, \varepsilon_{22(2)}\} & \{\varepsilon_{21(1)}, \varepsilon_{21(2)}\} \\ \{\varepsilon_{12(1)}, \varepsilon_{12(2)}\} & \{\varepsilon_{11(1)}, \varepsilon_{11(2)}\} \end{pmatrix} \stackrel{d}{=} \begin{pmatrix} \{\varepsilon_{22(2)}, \varepsilon_{22(1)}\} & \{\varepsilon_{21(1)}, \varepsilon_{21(2)}\} \\ \{\varepsilon_{12(1)}, \varepsilon_{12(2)}\} & \{\varepsilon_{11(2)}, \varepsilon_{11(1)}\} \end{pmatrix}.$$

In the first step, we permuted the rows of  $\mathcal{E}$ , and in the second step we permuted its columns. In the third step, we permuted the observations within the diagonal cells of  $\mathcal{E}$ . In our framework, partial exchangeability implies that the distribution of  $\mathcal{E}$  remains invariant throughout all these steps.

Formally, let  $r(i) \in \mathbb{R}^n$  denote the row cluster of datapoint  $i$ , and  $c(i) \in \mathbb{C}^n$  its column cluster in the  $\mathcal{E}$ -array representation; e.g., in Example 6,  $r(5) = 1$  and  $c(5) = 2$ . Let  $\Pi(\mathbb{R}^n, \mathbb{C}^n)$  be the (sub)group of permutations of  $\{1, \dots, n\}$  that preserves the rows/columns of the elements in  $\mathcal{E}$ . That is,  $r(i) = r(j) \Rightarrow r(\pi(i)) = r(\pi(j))$  and  $c(i) = c(j) \Rightarrow c(\pi(i)) = c(\pi(j))$  for any  $\pi \in \Pi(\mathbb{R}^n, \mathbb{C}^n)$ . Then, the invariant may be defined as  $\mathcal{G}_n = \mathcal{G}_n^p(\mathbb{R}^n, \mathbb{C}^n) = \left\{ \sum_{i=1}^n \mathbf{1}_i \mathbf{1}'_{\pi(i)} : \pi \in \Pi(\mathbb{R}^n, \mathbb{C}^n) \right\}$ .

**Theorem 9.** For the linear model in (15) let  $\varepsilon \stackrel{d}{=} g\varepsilon \mid X$  for all  $g \in \mathcal{G}_n^p(\mathbb{R}^n, \mathbb{C}^n)$  and  $X \in \mathbb{X}^{(n)}$ ,  $n > 0$ , such that Assumptions (A1’)-(A2) are satisfied. Suppose that  $X$  has been centered, and

$$p^4 \kappa_n^2 \kappa(Q_x \mathbf{V}_\varepsilon Q_x^\top) (1/|\mathbb{R}^n| + 1/|\mathbb{C}^n|) = o(1).$$

Then, Condition (C1) is satisfied, and the residual randomization test is asymptotically valid under either regular or restricted OLS. If  $|\mathbb{R}^n| < \infty$  (or  $|\mathbb{C}^n| < \infty$ ), then the test is still valid asymptotically if  $X$  is centered row-wise (or column-wise).

REMARKS ON THEOREM 9. (a) The residual randomization test is valid as long as the number of row and column clusters grows, and the usual leverage conditions hold. This offers an appealing alternative to standard mixed models (McCulloch and Searle, 2004), which require a linear specification like (19) under normality assumptions. Moreover, residual randomization allows certain high-dimensional settings with large  $p$ . The procedure remains valid even when the number of clusters in a given dimension stays finite, as long as the covariates have been centered along that dimension. To our best knowledge, this kind of result is novel in the literature of partially exchangeable errors. The result can also be extended to multiway clustering simply by adding the corresponding terms in the main condition. See the proof of the theorem for details.

(b) Recent papers on bootstrapping partially exchangeable data impose smoothness conditions (Menzel, 2021, A.2.2); (Davezies et al., 2018, A.3), or independence structures in the DGP (Davezies et al., 2018, A.1.2); (MacKinnon et al., 2021, A.4), which are not necessary under residual randomization. Crucially, all these methods operate under asymptotic regimes where both clusters increase in size, whereas residual randomization can work with finite clusters. Another notable difference between these methods and residual randomization is how they can handle missing data—see Section 3.5.4 that follows.

(c) Operationally, the residual randomization method first transforms the residuals in the “ $\mathcal{E}$ -representation” illustrated in Example 6, randomly permutes the residuals row-wise, column-wise, or within cells, and then transforms back to vector format. This procedure is related to the “quadratic assignment procedure” (QAP) (Hubert, 1986; Hubert and Schultz, 1976; Krackhardt, 1988). This procedure is used in network analysis to test independence in network data (Christakis and Fowler, 2013). In a regression model, QAP permutes the rows and vectors of the dependent variable and refits the model. As such, a QAP test acts as an F-test, but sometimes is misused to assess significance of individual parameters. More appropriate for significance is the residual randomization test based on  $\mathcal{G}_n^p(\mathbb{R}^n, C^n)$ . Dekker et al. (2007) have made a similar point based on their adaptation of the residual method of Freedman and Lane (1983a). See also (Snijders, 2011) for a comprehensive review of similar statistical problems in social network science.

(d) The linear form in (19) is not necessary. When there are no replications, Aldous’s result implies that if the errors are partially exchangeable then we can write  $\varepsilon_{rc} = q(\mu, \eta_c, \xi_r, \epsilon_{rc})$ , for some measurable function  $q$ . This representation implies the same type of row-wise and column-wise permutation invariance as captured by  $\mathcal{G}_n^p(\mathbb{R}^n, C^n)$  and illustrated in Example 6. ■

### 3.5.2 Panel data

A special case of a two-way clustered structure appears in panel data. In this setting, the column cluster indicates time and there is usually only one observation per cell. Thus, a datapoint may be indexed by  $r$ —e.g., a firm—and time ( $t$ ). We may write the model as in Example 5,

$$y_{rt} = x'_{rt}\beta + \eta_r + \xi_t + \epsilon_{rt}, \quad r = 1, \dots, N, \quad t = 1, \dots, T, \quad n = NT. \quad (20)$$

In this formulation,  $\eta_r$  may be viewed as firm effects (fixed or random),  $\xi_t$  as time trends, and  $\epsilon_{rt}$  as random noise. The error component is  $\varepsilon_i \equiv \varepsilon_{rt} = \eta_r + \xi_t + \epsilon_{rt}$ . We assume that  $\eta = (\eta_r)$  and  $\epsilon = (\epsilon_{rt})$  are mutually independent, and they are exchangeable wrt the firm identity ( $r$ ) conditional on  $X$ —note that this does not preclude a potentially complex dependence between  $\eta_r$  and  $x_{rt}$ . If we can also assume that the time trends,  $\xi = (\xi_t)$ , are exchangeable conditional on  $X$ , then we could immediately apply the results of Section 3.5.1, and use a randomization test that doubly permutes residuals across firms and time. However, this assumption is unrealistic here because  $t$  denotes time, and time trends are generally not exchangeable. One simple approach is to de-trend the data, and only exploit partial exchangeability on the “row dimension” of the errors.

Specifically, if we average out the time trends, we obtain the model  $y_{rt} - \bar{y}_r = (x_{rt} - \bar{x}_r)' \beta + (\eta_r - \bar{\eta}) + (\epsilon_{rt} - \bar{\epsilon}_r)$ , and the resulting error structure is

$$\varepsilon'_{rt} = (\eta_r - \bar{\eta}) + (\epsilon_{rt} - \bar{\epsilon}_r).$$

The de-trended errors,  $\varepsilon'$ , are now exchangeable wrt  $r$ . One idea is thus to perform a residual randomization test by permuting the residuals row-wise in their “ $\mathcal{E}$ -representation”; i.e., permute the de-trended residuals “across firms”. We illustrate this idea with an example.

**Example 7.** Consider observations on 2 firms and  $T$  time periods. Then, the de-trended errors,  $\varepsilon'_{rt} = \varepsilon_{rt} - \bar{\varepsilon}_r$ , are exchangeable wrt  $r$ . That is,  $\mathcal{E}' = \begin{pmatrix} \varepsilon'_{11} & \varepsilon'_{12} & \cdots & \varepsilon'_{1T} \\ \varepsilon'_{21} & \varepsilon'_{22} & \cdots & \varepsilon'_{2T} \end{pmatrix} \stackrel{d}{=} \begin{pmatrix} \varepsilon'_{21} & \varepsilon'_{22} & \cdots & \varepsilon'_{2T} \\ \varepsilon'_{11} & \varepsilon'_{12} & \cdots & \varepsilon'_{1T} \end{pmatrix}$ , where we simply permuted between the two rows.

Formally, let  $\Pi(\mathbb{R}^n)$  be the set of permutations of  $\{1, \dots, n\}$  that preserves the rows of the elements in  $\mathcal{E}$ ; i.e.,  $r(i) = r(j) \Rightarrow r(\pi(i)) = r(\pi(j))$  for any  $\pi \in \Pi_n$ . Then,  $\Pi(\mathbb{R}^n)$  is a subgroup of  $\Pi_n$ , and the invariant may be written as  $\mathcal{G}_n = \mathcal{G}_n^p(\mathbb{R}^n) = \left\{ \sum_{i=1}^n \mathbf{1}_i \mathbf{1}'_{\pi(i)} : \pi \in \Pi(\mathbb{R}^n) \right\}$ .

**Theorem 10.** For the linear model in (15) let  $\varepsilon \stackrel{d}{=} g\varepsilon \mid X$  for all  $g \in \mathcal{G}_n^p(\mathbb{R}^n)$  and  $X \in \mathbb{X}^{(n)}$ ,  $n > 0$ , such that Assumptions (A1')-(A2) are satisfied. Define  $\bar{\lambda}_{n,2} = \max_{i \in [n]} \frac{\|x_i\|^2}{\|X\|_F^2/n}$ , and suppose that the model has been de-trended, and that

$$p^4 \kappa_n^2 \kappa(Q_x \mathbf{V}_\varepsilon Q_x^\top) \bar{\lambda}_{n,2}/N = o(1).$$

Then, Condition (C1) is satisfied, and the residual randomization test in Procedure 1 is asymptotically valid under either regular or restricted OLS.

REMARKS ON THEOREM 10. (a) The leverage term,  $\bar{\lambda}_{n,2}$ , is similar to  $\bar{\lambda}_n$  in Theorem 5. In fact, it is straightforward to show that  $\bar{\lambda}_{n,2}/\bar{\lambda}_n \in [1/\kappa_n, \kappa_n]$ . The leverage condition precludes that one single firm-time observation can have an out-sized leverage score compared to other observations. As in Theorem 8, the term  $\kappa(Q_x \mathbf{V}_\varepsilon Q_x^\top)$  cannot be simplified without additional assumptions. For instance, if  $\mathbf{V}_\varepsilon$  is diagonal, then  $\kappa(Q_x \mathbf{V}_\varepsilon Q_x^\top) \leq \kappa_n$ . Thus, the overall condition in the theorem requires that the design is not too leveraged, and that the row dimension,  $N$ , (e.g., number of firms) increases. Again, this allows for large  $p$ . ■

### 3.5.3 Dyadic exchangeability

In many applications with two-way clustered data, there is an additional dyadic structure, where the rows and columns correspond to the same type of clustering, and there is only one observation per cell. An example of this structure is cross-sectional trade data where only the aggregate trade-flow between a pair of countries is observed. In this setting, there is no distinction between rows and columns, and the invariance concept needs to be adapted accordingly. We refer to this concept as dyadic partial exchangeability, and formally define it under the following conditions.

With respect to structure (19), it holds:

- (i)  $R^n = C^n$  and  $K = 1$ . Let  $|R^n| = |C^n| = N$  be the number of the common clusters.
- (ii)  $y_{rc} = y_{cr}$ , and so there are  $n = N(N - 1)/2$  total observations.
- (iii)  $\xi = \eta$  such that  $\varepsilon_i \equiv \varepsilon_{rc} = q(\mu, \eta_r, \eta_c, \varepsilon_{rc})$ , and  $q$  is symmetric in the  $\eta$ -arguments.
- (iv) The diagonal values,  $(\varepsilon_{jj})$ , are undefined (or they are identically 0).

These conditions put some constraints in the array representation of the errors,  $\mathcal{E} = (\varepsilon_{rc})$ , described in Section 3.5.1 and Example 6. First,  $\mathcal{E}$  needs to be symmetric with an empty diagonal, due to (ii)-(iv). Second, due to (ii), the errors can be arranged only in a half-part of  $\mathcal{E}$ , say, in its lower triangular part. Finally, due to (iii) we cannot permute the rows and columns of  $\mathcal{E}$  independently, but these permutations need to be coupled. We illustrate with an example.

**Example 8.** Let  $N = 4$  (countries), and  $n = 6$ . The  $\mathcal{E}$ -representation of errors is defined as

$$\mathcal{E} = \begin{pmatrix} * & \varepsilon_1 & \varepsilon_2 & \varepsilon_3 \\ \varepsilon_1 & * & \varepsilon_4 & \varepsilon_5 \\ \varepsilon_2 & \varepsilon_4 & * & \varepsilon_6 \\ \varepsilon_3 & \varepsilon_5 & \varepsilon_6 & * \end{pmatrix}. \text{ Then, } \mathcal{E}' = \begin{pmatrix} * & \varepsilon_5 & \varepsilon_3 & \varepsilon_6 \\ \varepsilon_5 & * & \varepsilon_1 & \varepsilon_4 \\ \varepsilon_3 & \varepsilon_1 & * & \varepsilon_2 \\ \varepsilon_6 & \varepsilon_4 & \varepsilon_2 & * \end{pmatrix} \stackrel{d}{=} \mathcal{E}.$$

Here,  $\mathcal{E}'$  was obtained by applying permutation (4 2 1 3) on both the rows and columns of  $\mathcal{E}$ . Under dyadic exchangeability,  $\mathcal{E}' \stackrel{d}{=} \mathcal{E}$ , and so  $(\varepsilon_1, \dots, \varepsilon_6) \stackrel{d}{=} (\varepsilon_5, \varepsilon_3, \varepsilon_6, \varepsilon_1, \varepsilon_4, \varepsilon_2)$ . We use  $\mathcal{G}_n^{\text{dyad}}$  to denote all such permutations of  $\varepsilon$  induced by coupled row/column permutations on  $\mathcal{E}$ .

**Theorem 11.** For the linear model in (15) let  $\varepsilon \stackrel{d}{=} g\varepsilon \mid X$  for all  $g \in \mathcal{G}_n^{\text{dyad}}$  and  $X \in \mathbb{X}^{(n)}$ ,  $n > 0$ , such that Assumptions (A1')-(A2) are satisfied. Let  $\delta_{ij}$  be a binary indicator such that  $\delta_{ij} = 1$  only if  $\varepsilon_j$  is in the same row or column with  $\varepsilon_i$  in their dyadic  $\mathcal{E}$ -representation. Let  $\Delta = (\delta_{ij}) \in \{0, 1\}^{n \times n}$ , and define  $\lambda_n = \frac{|\mathbb{E}(\varepsilon' \Delta \varepsilon)|/2(N-2)n}{\mathbb{E}(\varepsilon' \mathbf{1} \varepsilon)/n}$  and  $\omega_n = \frac{|a' Q_x \Delta Q_x^\top a|}{a' Q_x \mathbf{1} Q_x^\top a}$ . Suppose that  $X$  has been centered, and the following conditions also hold:

- (10i.)  $\|\mathbf{H}_x\|_{\max} n^{3/4} = o(1)$ , and  $p/n = o(1)$ .
- (10ii.)  $\lambda_n = \Theta(N^{-1+\epsilon_1})$  and  $\omega_n \sim \Theta(N^{-1+\epsilon_2})$ , with  $\epsilon_1 \in (0, 1)$  and  $\epsilon_2 \in (0, 2]$ .
- (10iii.)  $\min(\omega_n \lambda_n, 1/\omega_n \lambda_n) \leq 1 - \delta$ , for some fixed  $\delta > 0$ .

Then, Condition (C1) is satisfied, and the residual randomization test in Procedure 1 is asymptotically valid under either regular or restricted OLS.

REMARKS ON THEOREM 11. (a) Condition (10i) aims to control the leverage of the design, as we have seen in previous results. For instance, if  $\mathbf{H}_x$  has some uniformity in its elements, then  $\|\mathbf{H}_x\|_{\max} = O(1/n)$  since the rows (or columns) of  $\mathbf{H}_x$  need to sum to one.

(b) Variable  $\lambda_n$  is an  $F$ -statistic comparing the within-dyad error variance with the sample variance. Variable  $\omega_n$  captures a similar quantity, but for the covariates. Condition (10ii) ensures that the dyads are not too dissimilar from the sample. Under regularity conditions,  $\lambda_n = O(1/N)$  and  $\omega_n = O(N)$ , which satisfies (10ii). The min term in condition (10iii) is always smaller than

one, and the condition aims only to avoid extreme situations where the randomization distribution becomes degenerate. This might violate (A2), so (10iii) could potentially be relaxed.

(c) The asymptotics require that  $N$  increases. For inference with finite  $N$ , we could use repeated observations within every cell if these are available. In this setting, we could treat every cell as a single cluster, and leverage the theory of cluster exchangeability developed in Section 3.4.1. ■

### 3.5.4 Missing data

Frequently, there are missing values in the data. This may be important for inference. Here, we discuss how residual randomization can handle missing data, and briefly compare with alternatives. The subject of missing data is, of course, extensive (Little and Rubin, 2019); (Wooldridge, 2015, Section 9.5), so we will restrict our attention to a setting with dyadic exchangeability (Section 3.5.3). We use the trade application of Section 5.1 as a motivation, with a fixed set of countries,  $\mathbb{N} = \{1, \dots, J\}$ . The data are cross-sectional trade flows between country dyads as in Section 3.5. Let  $\mu_{ij} = \{0, 1\}$  denote whether pair  $(i, j)$  is observed ( $\mu_{ij} = 1$ ), and define  $\mathbf{M} = (\mu_{ij}) \in \{0, 1\}^{J \times J}$ .

Any dependence between  $\mathbf{M}$  and the data generating mechanism could significantly affect the results from statistical inference. However, the standard error methods of Conley (1999); Cameron et al. (2011); Fafchamps and Gubert (2007) do not consider the missing data issue. The bootstrap methods of Davezies et al. (2018); Menzel (2021); MacKinnon et al. (2021) effectively consider  $\mathbf{M}$  as a random variable, and impose on  $\mathbf{M}$  the same partial exchangeability structure as the observations. This is probably an unrealistic assumption in practice because missingness is usually dyad-specific; e.g., whether the trade flow between two countries is missing or not depends on their geographic and cultural affinity, both of which are not partially exchangeable.

In contrast, the residual randomization method remains valid as long as the dyadic exchangeability property holds conditional on  $\mathbf{M}$ . Formally, let  $\mathbb{P}$  denote a clustering of  $\mathbb{N}$  such that the trade flow between any dyad  $(i, j)$  in the same cluster is observed. Let  $\mathbb{P}(\mathbf{M})$  denote the set of all such clusterings. Let  $\mathcal{G}_n^{\mathbb{P}}$  denote a subgroup of  $\mathcal{G}_n^{\text{dyad}}$ , such that any  $g \in \mathcal{G}_n^{\mathbb{P}}$  doubly-permutes the residuals as described in Section 3.5, but restricted only to units in the same cluster  $\mathbb{P} \in \mathbb{P}(\mathbf{M})$ .

With these definitions, suppose that

$$\varepsilon \stackrel{d}{=} g\varepsilon \mid X, \mathbf{M}, \text{ for any } g \in \mathcal{G}_n^{\mathbb{P}} \subseteq \mathcal{G}_n^{\text{dyad}}, \mathbf{M}. \quad (21)$$

Then, the residual randomization test of Section 3.5 using  $\mathcal{G}_n^{\mathbb{P}}$  as the primitive is valid asymptotically under Theorem 9. Assumption (21) is satisfied whenever the missingness mechanism is independent of the errors, which appears to be a reasonable assumption. Of course, one practical matter with this procedure is how to calculate  $\mathbb{P}$ . One approach is to treat  $\mathbf{M}$  as an undirected graph and calculate a clique cover,  $\mathbb{P}^*$ , of  $\mathbf{M}$ . By definition,  $\mathbb{P}^* \in \mathbb{P}(\mathbf{M})$ , and so we could use a residual randomization test with  $\mathcal{G}_n^{\mathbb{P}^*}$  as the invariant—we follow this approach in Section 5.1. Ideally, we would use the minimum clique cover of  $M$ . Even though this problem is NP-complete (Karp, 1972; Hartmanis, 1982), certain efficient approximations exist (Cai et al., 2013).

## 4 Simulated Examples

We begin our empirical evaluation of residual randomization with clustered error structures. To keep the main text short, we present more simulations in the supplementary material. A simulation on dyadic regression is in Appendix E.1, and a simulation on the Behrens–Fisher problem is in Appendix E.2. Exact algorithmic details pertaining to implementation can be found in Appendix F.

### 4.1 One-way clustered data

We use the one-way layout simulation inspired by Cameron et al. (2008); Hansen (2018); Canay et al. (2018). The data generating model is

$$y_i = \beta_0 + x_i\beta + \varepsilon_i, \quad x_i = \mathbf{x}_c + \mathbf{x}_{ic}, \quad \varepsilon_i = \eta_c + \varepsilon_{ic}, \quad i \in [c]. \quad (22)$$

We consider the following simulation settings.

- $\eta_c = 0$  or  $\eta_c \sim N(0, 1)$ ; and  $\varepsilon_{ic} \sim N(0, 1)$ , all i.i.d..
- $\mathbf{x}_c \sim N(0, 1)$  or  $\mathbf{x}_c \sim .5LN(0, 1)$ , the log-normal distribution (produces high leverage points).
- For heteroskedasticity, we scale the errors by  $3|x_i|$ .
- $J_n \in \{10, 15, 20\}$  with 30 units per cluster; thus,  $n \in \{300, 450, 600\}$ .
- $(\beta_0, \beta_1) = (0, 0)$  with homoskedasticity; and  $(\beta_0, \beta_1) = (1, 0)$  with heteroskedasticity.

We consider two versions of the residual randomization test. One employs the cluster sign symmetry described in Section 3.4.2, and is always valid. The other test employs both cluster exchangeability and sign symmetry, as described in Remark (d) of Theorem 8. This double invariance is valid under homoskedasticity, but is invalid in the heteroskedastic setting. Table 1 reports the rejection frequencies over 5,000 data replications at 5% level. The results include regular OLS errors as a strawman, and cluster robust error estimates through the `vcovCL` function from the `sandwich` R package (Zeileis, 2004), with “HC0” finite-sample correction. The randomization tests use 2,000 resamples ( $m = 2,000$ ).

In Panel (A) with homoskedastic errors, we see that standard OLS achieves the nominal level when there is no cluster correlation ( $\eta_c = 0$ ), but significantly over-rejects when there is clustering. The cluster robust errors perform better but are also far from the nominal level in general. This is likely a small sample problem since rejection rates for this method improve as the number of clusters grows. The residual randomization tests works well across settings: their rejection rates are around 5% even when the covariates are log-normal, as shown in the columns marked as (2).

In Panel (B) with heteroskedastic errors, standard OLS fails severely across all settings. The cluster robust errors work roughly as well as before, but they tend to over-reject even more under log-normal covariates. For example, the rejection rates for this method are around 14% with log-normal covariates ( $J_n = 10$ ), almost 3 times the nominal level. In contrast, the residual cluster sign test shows remarkable robustness. It mostly achieves the nominal rate with normal covariates.



(A) HOMOSKEDASTIC													
cluster effect ( $\eta_c$ )													
$\eta_c = 0$ (no clustered effects)						$\eta_c \sim N(0, 1)$ (clustered effects)							
number of clusters ( $J$ )													
$J = 10$			$J = 15$			$J = 20$		$J = 10$		$J = 15$		$J = 20$	
cluster covariate ( $x_c$ )													
N(0,1)			LN(0,1)										
OLS	(1)	(2)	(1)	(2)	(1)	(2)	(1)	(2)	(1)	(2)	(1)	(2)	
Standard	0.057	0.051	0.054	0.051	0.050	0.053	0.490	0.382	0.480	0.394	0.493	0.421	
Cluster robust	0.086	0.090	0.076	0.079	0.061	0.077	0.103	0.110	0.081	0.089	0.081	0.090	
RANDOMIZATIONS													
RR-cluster-sign	0.059	0.047	0.054	0.049	0.047	0.054	0.053	0.055	0.056	0.048	0.055	0.050	
RR-cluster-double	0.061	0.054	0.056	0.052	0.051	0.056	0.055	0.052	0.054	0.046	0.051	0.050	
(B) HETEROSKEDASTIC													
$\eta_c = 0$						$\eta_c \sim N(0, 1)$							
$J = 10$			$J = 15$			$J = 20$		$J = 10$		$J = 15$		$J = 20$	
OLS	(1)	(2)	(1)	(2)	(1)	(2)	(1)	(2)	(1)	(2)	(1)	(2)	
Standard	0.228	0.249	0.244	0.264	0.239	0.286	0.278	0.274	0.301	0.303	0.301	0.309	
Cluster robust	0.095	0.140	0.085	0.116	0.074	0.114	0.100	0.126	0.091	0.124	0.075	0.121	
RANDOMIZATIONS													
RR-cluster-sign	0.055	0.084	0.055	0.072	0.052	0.072	0.049	0.065	0.059	0.071	0.056	0.072	
RR-cluster-double	0.205	0.194	0.198	0.174	0.183	0.170	0.166	0.167	0.168	0.163	0.150	0.155	

Table 1: Rejection rates under the null,  $H_0 : \beta_1 = 0$  for the simulation of Section 4.1. Method “RR-cluster-sign” is the residual randomization test in Procedure 1 using  $\mathcal{G}_n^s(C^n)$  as the invariant defined in Section 3.4.2. “RR-cluster-double” is the residual randomization test in Procedure 1 using  $\mathcal{G}_n^{s+p}(C^n)$  discussed in Theorem 8. Column (1) corresponds to normal covariates; and (2) corresponds to lognormal covariates.

And with log-normal covariates, its worst rejection rate is around 8% when  $J_n = 10$ , but otherwise remains close to 5%. We also see that the double invariance test over-rejects in this setting, as expected, at a level that is higher but still comparable to the clustered error method.

The power results under an alternative  $H_1 : \beta_1 = 0.1$  are shown in Table 6 of Section E.5 of the supplement. We can see that the cluster sign randomization test pays a price for its robustness, but achieves about 85%-95% of the power of robust OLS across all settings. In the simulation results, we also include the power calculations for the double invariance test. This test achieves a significant improvement on power over the simple cluster-sign test. It is an interesting open question under what conditions employing a “richer” invariance can lead to such power improvements.

## 5 Empirical Examples

In this section, we present an empirical application of residual randomization with a ‘complex error structure. More practical examples are in the supplementary material. One example with a simple error structure based on the hormone data of Efron and Tibshirani (1986, Section 9.3) is presented in Appendix G.1. One additional example with a clustered ecological study is in Appendix E.3.

## 5.1 International trade and currency unions

In an influential paper, [Rose and Engel \(2002\)](#) studied whether currency unions are associated with increased economic integration. The data are trade flows measured on dyads of countries. The working model is known as the gravity model of trade, and may be written as

$$\log(\text{TRADE}_{rc}) = \beta_0 + \beta_1 \text{CU}_{rc} + \beta_2 \log(\text{GDP}_r) + \beta_3 \log(\text{GDP}_c) + \beta_4 \text{LANG}_{rc} + \dots + \varepsilon_{rc}.$$

Here,  $\text{TRADE}_{rc}$  is the trade flow between country  $r$  and country  $c$  measured in dollars;  $\text{CU}_{rc} \in \{0, 1\}$  indicates whether  $r$  and  $c$  are in the same currency union;  $\text{GDP}_j$  is the GDP of country  $j$ , and  $\text{LANG}_{rc} \in \{0, 1\}$  indicates whether  $r$  and  $c$  have their official language in common. The model can have additional control variables, such as GDP per capita, distance between countries, and so on. The parameter of interest is  $\beta_1$ . In this context, [Cameron and Miller \(2014\)](#) discuss several standard error estimates: regular OLS, HC, two-way clustered, and dyadic. The standard errors increase as more structure is imposed, but their analysis maintains the main result of [Rose and Engel \(2002\)](#) that  $\beta_1$  is positive and significant. These error estimates, however, may be problematic for the reasons discussed in Section 3.5. Moreover, the data have a substantial amount of missingness as only 58.6% out of all possible unique country-pair values are observed.

To demonstrate the residual randomization method, we follow the missing data method described in Section 3.5.4. First, we calculate a clique cover of  $\mathbf{M}$  (the missingness indicator matrix) using the `igraph` package in R. This produces a clustering,  $\mathbf{P}^*$ , of the countries. The important property of  $\mathbf{P}^*$  is that there are no missing values for any country-dyad in any cluster in  $\mathbf{P}^*$ . We can then perform a dyadic permutation using  $\mathcal{G}_n^{\mathbf{P}^*}$  as in Example 8. Second, to study the sensitivity of our inference, we can restrict  $\mathbf{P}^*$  to consider only countries that satisfy certain specifications; e.g., being in the same continent. The results of this analysis are shown in Table 2.

In Panel (A), we see that the inferences from standard OLS errors and one-way clustered errors roughly agree. The estimated slope is positive and significant at the 5% level. This finding remains robust across specifications and additional clustering configurations not shown in the table, but available in the supplementary code. In Panel (B), the results from various residual randomization procedures are mixed. When we employ standard, non-clustered invariances we get similar results with OLS. However, these error structures are implausible in the gravity model that has by definition a dyadic structure. A more plausible structure is the dyadic exchangeability,  $\mathcal{G}_n^{\mathbf{P}^*}$ , discussed above and in Section 3.5.4. Under this invariance, the slope coefficient is largely not significant. This finding remains robust across several specifications where we restrict the partial exchangeability condition to include only countries in the same continent, or speaking the same language, or a combination of these factors—see the “Filter” column in Table 2 for these specifications.

How can we resolve these conflicting conclusions? Here, we discuss some additional evidence suggesting that  $\beta_1 = 0$  cannot be rejected with confidence—this supports the findings of residual randomization under dyadic exchangeability.

(a) Only 21/4615 dyads (4.5%) belong to a currency union ( $\text{CU}=1$ ), implying a highly leveraged

Specification/Model			95% CI for $\beta_1$	
PANEL (A)			estimate	lower upper
(Rose and Engel, 2002)				
OLS			1.054 (0.38)	0.300 1.808
OLS, centered $X$			1.038 (0.33)	0.392 1.684
(Cameron and Miller, 2014)				
OLS, clustered by country 1			1.484 (0.28)	0.931 2.038
OLS, clustered by country 2			1.484 (0.62)	0.262 2.706
PANEL (B)				
Res. Randomization	Invariant	Filter		
RR-perms.	$\mathcal{G}_n^p$	{}	0.126	1.828
RR-signs	$\mathcal{G}_n^s$	*	0.139	1.955
RR-double	$\mathcal{G}_n^{p+s}$	*	0.076	1.941
RR-dyadic	$\mathcal{G}_n^{p*}$	*	0.0519	0.2660
*	*	{continent}	-0.0626	0.3617
*	*	{language}	-0.0814	0.2303
*	*	{continent, language}	-0.0438	0.1965

Table 2: Inference on the trade example of Section 5.1. Panel (A) reports OLS-based results. Panel (B) reports results from residual randomization. “RR-perms” uses full exchangeability; “RR-signs” uses sign symmetry; “RR-double” uses both invariances. “RR-dyadic” is the permutation test under dyadic partial exchangeability with missing data described in Section 3.5.4. The “filter” indicates that the dyadic permutation test uses only units sharing the same value for the variables included in the filter.

design. The average leverage scores of these countries is more than 10 times larger than the global average leverage score. There is also one country (Cameroon, CMR) that participates in roughly half of these dyads (11/21) dyads in the currency union set (CU=1), further skewing the design’s leverage.

- (b) The countries in a currency union set are quite distinct from the population. They have, on average, an observed trade flow in the lower 25% quartile of the entire dataset, and generally have lower GDP per capita as most are in Africa. These countries are also closer to each other than the average. As a result, CU is strongly correlated with other variables. Indeed, a conditional permutation test based on the “propensity score” model that predicts the probability that CU=1 based on other characteristics (Candes et al., 2018; Shaikh and Toulis, 2021) also results in a non-significant  $\beta_1$ . A residual permutation test based on the method of DiCiccio and Romano (2017) also indicates a non-significant  $\beta_1$ .
- (c) The residuals from the standard OLS regressions in Panel (A) show a clear geographic clustering. This can be visualized by plotting the eigenvectors of row/column residuals (Volfovsky and Hoff, 2015, Figure 2). As another diagnostic, a regression of these residuals against continent (say of country 1 in the dyad) yields a highly significant model ( $p$ -value = 0, global  $F$ -test).

- (d) The OLS models in Panel (A) do not adequately account for substantial data heteroskedasticity ( $p$ -value  $< 1e-16$ , Breusch-Pagan test). In fact,  $\beta_1$  is also not significant under a weighted least squares model with weights  $w_i \propto 1/(1 + \text{CU}_i)$  at the  $i$ -th datapoint (dyad). This finding remains robust in a substantial range of weight specifications.

All these additional results are made available in the supplementary code.

## 6 Extensions

Here, we discuss extensions of the linear setting of Section 3. Our focus is to demonstrate the potential of residual randomization to unify even broader applied settings than what has been considered so far. The theoretical content of this section will therefore be limited.

### 6.1 Quadratic test statistics

Consider testing  $H_0 : \beta_S = 0$ , for a subset  $S \subset \{1, \dots, n\}$  of parameters, assuming only exchangeable errors ( $\mathcal{G}_n = \mathcal{G}_n^p$ ). The hypothesis can also be written as  $H_0 : R\beta = 0$ , where  $R \in \{0, 1\}^{|S| \times p}$  and  $R_{ij} = 1$  if and only if  $i = j$  and both  $i, j \in S$ .

A natural choice for the test statistic here is a Wald-type statistic,  $T_n = n\hat{\beta}'_S V_S^{-1} \hat{\beta}_S$ , where  $\hat{\beta}_S = R\hat{\beta}_n$  is the OLS estimate for the components in  $S$ , and  $V_S = nRSR^\top$  is the corresponding sub-matrix of  $\mathbf{S} = (X^\top X)^{-1}$ . Thus,  $T_n = n\hat{\beta}'_n R^\top (nRSR^\top)^{-1} R\hat{\beta}_n$  and so, under the null hypothesis,

$$T_n \stackrel{H_0}{=} \varepsilon' X \mathbf{S} \Omega_n \mathbf{S} X^\top \varepsilon = t_n(\varepsilon), \quad \Omega_n = R^\top (RSR^\top)^{-1} R. \quad (23)$$

The test statistic is a known function of  $\varepsilon$ , but  $t_n$  is quadratic and so the theory of Section 3 is not applicable. To adapt our main theory, we will need the following additional assumptions.

$$\frac{\text{Kurt}(\varepsilon_1)}{\lambda_{\min}^2(X^\top X)} = O(1). \quad (A3)$$

$$p, \kappa_n, \kappa(\Omega_n) = O(1). \quad (A4)$$

Assumption (A3) restricts the kurtosis in the error distribution. This condition is mild and probably violated only in extreme cases, since  $\lambda_{\min}(X^\top X) \rightarrow \infty$  under regular conditions. Assumption (A4) imposes the usual constraints on the condition number of  $X^\top X$  as in the linear model. The added restriction is  $p < \infty$ . This precludes certain high-dimensional settings that were allowed in the linear model.

**Theorem 12.** *For the linear model in (15) let  $\varepsilon \stackrel{d}{=} g\varepsilon \mid X$  for all  $g \in \mathcal{G}_n^p$  and  $X \in \mathbb{X}^{(n)}$ ,  $n > 0$ , such that Assumptions (A1')-(A4) are satisfied. Suppose also that  $X$  has been centered. Then, the residual randomization test using (23) as the test statistic is asymptotically valid for  $H_0 : \beta_S = 0$ , under either regular or restricted OLS residuals.*

REMARKS ON THEOREM 12. In this setting, an alternative to our approach is to repeatedly permute  $X_S$  and then recalculate the test statistic. DiCiccio and Romano (2017) have shown that this procedure has a robustness property. It is exact in finite samples when  $X_S$  is independent of other  $X$  and the errors, and is asymptotically valid under standard OLS assumptions. We compare our test with this method in the following example developed by DiCiccio and Romano (2017).

**Example 9.** Let  $y_i = \beta_0 + \beta_1 x_{1i} + \beta_2 x_{2i} + \varepsilon_i$ ,  $i = 1, \dots, n$ . We set  $(\beta_0, \beta_1) = (1, 0)$ , and consider two simulation settings: one with normal  $x_2, \varepsilon$  and uniform  $x_1$ , and another with all variables being  $t_5$ . The results are shown in Table 3. In the normal scenario, we see that the permutation test is quick to achieve the nominal level. The randomization test using restricted OLS has a larger rejection rate (e.g., 8.6% at  $n = 10$ ) but it becomes comparable to the permutation test when  $n > 25$ . The situation is different in the  $t_5$ -scenario. The permutation test tends to over-reject, whereas residual randomization appears faster to achieve the nominal level. The table also shows that using restricted OLS residuals has a better finite-sample performance than regular OLS, but the difference diminishes as  $n$  grows.

$n$	$x_1 \sim U(1, 4), x_2, \varepsilon \sim N(0, 1)$			$x_1, x_2, \varepsilon \sim t_5$		
	permutation	regular OLS	restricted OLS	permutation	regular OLS	restricted OLS
10	0.0488	0.1549	0.0866	0.0803	0.1560	0.0837
25	0.0487	0.0840	0.0631	0.0880	0.0821	0.0611
50	0.0505	0.0646	0.0548	0.0791	0.0648	0.0528
100	0.0532	0.0587	0.0539	0.0740	0.0567	0.0523
200	0.0502	0.0532	0.0509	0.0718	0.0529	0.0509

Table 3: Simulation results of Example 9. The results for the permutation method are taken from Table 4 of (DiCiccio and Romano, 2017).

## 6.2 Autocorrelated errors

Consider a simple linear time series model,  $y_t = \beta_0 + \beta_1 x_t + \varepsilon_t$ , where  $t$  indexes time. In this setting, the errors may have a serial dependence. To employ residual randomization we need a novel concept of invariance. One interesting option would be to assume that the errors are symmetric around the time axis. We will refer to this property as reflection symmetry. This symmetry holds, for instance, when  $\varepsilon_t$  are observations from a continuous-time autoregressive process of order one (Jones, 1981; Belcher et al., 1994). This process is especially useful for modeling non-stationary or irregularly sampled data. Under reflection symmetry, the errors are sign symmetric with respect to the clustering determined at the “knot points” where the process intersects the time axis. This implies a simple resampling procedure where the residuals are reflected around the time axis at these knots, which is a special type of the cluster sign test in Section 3.4.2. More details and a simulated study comparing to baseline “HAC” errors can be found in Appendix E.6.

### 6.3 High-dimensional regression

In a high-dimensional setting we need to work with different estimators than OLS, but the principle behind residual randomization may still be applicable. Consider, for example, the linear hypothesis of Section 3, and suppose we use the ridge estimator,  $\hat{\beta}^{\text{ridge}} = (X^\top X + \lambda I)^{-1} X^\top y$ , in the test statistic,  $T_n = a' \hat{\beta}^{\text{ridge}} - a_0$ . Under the linear hypothesis,  $T_n = a' P_\lambda^{-1} X^\top \varepsilon - \lambda a' P_\lambda^{-1} \beta$ . Recall that our main method requires that, under the null hypothesis,  $T_n = t_n(\varepsilon)$  for a known, measurable function  $t_n$ . Here, this property does not hold because of an additional term,  $\lambda a' P_\lambda^{-1} \beta$ , that is unknown. To proceed, we could use a plug-in estimate for  $\beta$ , such as ridge or lasso, and then run the residual randomization test as usual. We illustrate empirically this idea in the supplement with good empirical results. Another choice would be to directly aim to reduce the effect of the unknown term in the test statistic through debiasing techniques (Wang et al., 2021).

## 7 Concluding remarks

The extensions of residual randomization discussed in Section 6 pose some interesting open problems ahead. One important problem is how to choose the appropriate invariance in any given setting. While an invariance assumption is testable, in principle, any two different invariances may be indistinguishable in practice. As such, we believe that residual randomization should be used together with multiple invariances on any given problem to ensure robustness. Another open question is to understand how to combine residual randomization tests that are individually valid. This requires us to extend the theory in this paper along two fronts. First, we need to understand how to combine test statistics, possibly in a non-linear way. In Theorem 12 we achieved such a result with a quadratic test statistic, but the proof uses a local Lipschitz condition that is specific to the quadratic form. Second, we need to be able to combine different invariance structures,  $\mathcal{G}_n$ , and understand how this affects validity and power. The proof of Theorem 6 gives a practical example of this idea, but the result is specific to the combination of exchangeability and sign symmetry. The power question is particularly challenging, and would require an analysis of how each invariance structure affects the residual randomization distribution.

**Acknowledgements.** I would like to thank Peter Bickel, Ivan Canay, Peng Ding, Dean Eckles, Max Farrell, Avi Feller, Chris Hansen, Guido Imbens, Ed Kao, James MacKinnon, Lihua Lei, Paul Rosenbaum, and Azeem Shaikh for valuable feedback and discussions. I am also grateful for the John E. Jeuck Fellowship at Booth.

## References

Abadie, A., Athey, S., Imbens, G. W., and Wooldridge, J. (2017). When should you adjust standard errors for clustering? Technical report, National Bureau of Economic Research.

- Aldous, D. J. (1981). Representations for partially exchangeable arrays of random variables. *Journal of Multivariate Analysis*, 11(4):581–598.
- Anderson, M. J. and Robinson, J. (2001). Permutation tests for linear models. *Australian & New Zealand Journal of Statistics*, 43(1):75–88.
- Andrews, D. (1991). Heteroskedasticity and autocorrelation consistent covariant matrix estimation. *Econometrica*, 59(3):817–858.
- Angrist, J. D. and Pischke, J.-S. (2009). *Mostly harmless econometrics: An empiricist’s companion*. Princeton university press.
- Arellano, M. (1987). Practitioner’s corner: Computing robust standard errors for within-groups estimators. *Oxford bulletin of Economics and Statistics*, 49(4):431–434.
- Aronow, P., Cyrus, S., and Assenova, V. A. (2015). Cluster-robust variance estimation for dyadic data. *Political Analysis*, 23(4):564–577.
- Baksalary, J. K. and Pordzik, P. (1990). A note on comparing the unrestricted and restricted least-squares estimators. *Linear Algebra and Its Applications*, 127:371–378.
- Belcher, J., Hampton, J., and Wilson, G. T. (1994). Parameterization of continuous time autoregressive models for irregularly sampled time series data. *Journal of the Royal Statistical Society: Series B (Methodological)*, 56(1):141–155.
- Bester, C. A., Conley, T. G., and Hansen, C. B. (2011). Inference with dependent data using cluster covariance estimators. *Journal of Econometrics*, 165(2):137–151.
- Bickel, P. J. and Freedman, D. A. (1983). Bootstrapping regression models with many parameters. *Festschrift for Erich L. Lehmann*, pages 28–48.
- Bickel, P. J., Freedman, D. A., et al. (1981). Some asymptotic theory for the bootstrap. *The annals of statistics*, 9(6):1196–1217.
- Cai, S., Su, K., Luo, C., and Sattar, A. (2013). Numvc: An efficient local search algorithm for minimum vertex cover. *Journal of Artificial Intelligence Research*, 46:687–716.
- Cameron, A. C., Gelbach, J. B., and Miller, D. L. (2008). Bootstrap-based improvements for inference with clustered errors. *The Review of Economics and Statistics*, 90(3):414–427.
- Cameron, A. C., Gelbach, J. B., and Miller, D. L. (2011). Robust inference with multiway clustering. *Journal of Business & Economic Statistics*, 29(2):238–249.
- Cameron, A. C. and Miller, D. L. (2014). Robust inference for dyadic data. *Unpublished manuscript, University of California-Davis*.



- Cameron, A. C. and Miller, D. L. (2015). A practitioner’s guide to cluster-robust inference. *Journal of Human Resources*, 50(2):317–372.
- Canay, I. A., Romano, J. P., and Shaikh, A. M. (2017). Randomization tests under an approximate symmetry assumption. *Econometrica*, 85(3):1013–1030.
- Canay, I. A., Santos, A., Shaikh, A. M., et al. (2018). The wild bootstrap with a” small” number of” large” clusters.
- Candes, E., Fan, Y., Janson, L., and Lv, J. (2018). Panning for gold: ‘model-x’ knockoffs for high dimensional controlled variable selection. *Journal of the Royal Statistical Society: Series B (Statistical Methodology)*, 80(3):551–577.
- Carter, A. V., Schnepel, K. T., and Steigerwald, D. G. (2017). Asymptotic behavior of at-test robust to cluster heterogeneity. *Review of Economics and Statistics*, 99(4):698–709.
- Chernozhukov, V., Wüthrich, K., and Zhu, Y. (2021). An exact and robust conformal inference method for counterfactual and synthetic controls. *Journal of the American Statistical Association*, 116(536):1849–1864.
- Christakis, N. A. and Fowler, J. H. (2013). Social contagion theory: examining dynamic social networks and human behavior. *Statistics in medicine*, 32(4):556–577.
- Chung, E. and Romano, J. P. (2013). Exact and asymptotically robust permutation tests. *The Annals of Statistics*, 41(2):484–507.
- Conley, T. G. (1999). Gmm estimation with cross sectional dependence. *Journal of econometrics*, 92(1):1–45.
- Conley, T. G. and Taber, C. R. (2011). Inference with difference in differences with a small number of policy changes. *The Review of Economics and Statistics*, 93(1):113–125.
- Cox, D. R. and Hinkley, D. V. (1979). *Theoretical statistics*. Chapman and Hall/CRC.
- Davezies, L., D’Haultfoeuille, X., and Guyonvarch, Y. (2018). Asymptotic results under multiway clustering. *arXiv preprint arXiv:1807.07925*.
- Davidson, R. and Flachaire, E. (2008). The wild bootstrap, tamed at last. *Journal of Econometrics*, 146(1):162–169.
- Davison, A. C. and Hinkley, D. V. (1997). *Bootstrap methods and their application*. Number 1. Cambridge university press.
- Dekker, D., Krackhardt, D., and Snijders, T. A. (2007). Sensitivity of mrqap tests to collinearity and autocorrelation conditions. *Psychometrika*, 72(4):563–581.

- Dezeure, R., Bühlmann, P., Meier, L., and Meinshausen, N. (2015). High-dimensional inference: confidence intervals, p-values and r-software hdi. *Statistical science*, pages 533–558.
- DiCiccio, C. J. and Romano, J. P. (2017). Robust permutation tests for correlation and regression coefficients. *Journal of the American Statistical Association*, 112(519):1211–1220.
- Ding, P. (2017). A paradox from randomization-based causal inference. *Statistical science*, pages 331–345.
- Dobriban, E. (2021). Consistency of invariance-based randomization tests. *arXiv preprint arXiv:2104.12260*.
- Eaton, M. L. (1989). Group invariance applications in statistics. IMS.
- Edgington, E. and Onghena, P. (2007). *Randomization tests*. Chapman and Hall/CRC.
- Efron, B. and Tibshirani, R. (1986). Bootstrap methods for standard errors, confidence intervals, and other measures of statistical accuracy. *Statistical science*, pages 54–75.
- Eicker, F. et al. (1963). Asymptotic normality and consistency of the least squares estimators for families of linear regressions. *The Annals of Mathematical Statistics*, 34(2):447–456.
- Embrechts, P., Klüppelberg, C., and Mikosch, T. (2013). *Modelling extremal events: for insurance and finance*, volume 33. Springer Science & Business Media.
- Ernst, M. D. (2004). Permutation methods: a basis for exact inference. *Statistical Science*, pages 676–685.
- Fafchamps, M. and Gubert, F. (2007). The formation of risk sharing networks. *Journal of development Economics*, 83(2):326–350.
- Field, C. A. and Welsh, A. H. (2007). Bootstrapping clustered data. *Journal of the Royal Statistical Society: Series B (Statistical Methodology)*, 69(3):369–390.
- Fisher, R. A. (1935). *The design of experiments*. Oliver And Boyd; Edinburgh.
- Fraser, D. A. (1968). *The Structure of Inference*. John Wiley & Sons.
- Freedman, D. and Lane, D. (1983a). A nonstochastic interpretation of reported significance levels. *Journal of Business & Economic Statistics*, 1(4):292–298.
- Freedman, D. A. (1981). Bootstrapping regression models. *The Annals of Statistics*, 9(6):1218–1228.
- Freedman, D. A. and Lane, D. (1983b). Significance testing in a nonstochastic setting. *A festschrift for Erich L. Lehmann*, pages 185–208.

- Freedman, D. A. and Peters, S. C. (1984). Bootstrapping an econometric model: Some empirical results. *Journal of Business & Economic Statistics*, 2(2):150–158.
- Gerber, A. S. and Green, D. P. (2012). *Field experiments: Design, analysis, and interpretation*. WW Norton.
- Godfrey, L. G. and Orme, C. D. (2001). Significance levels of heteroskedasticity-robust tests for specification and misspecification: some results on the use of wild bootstraps. *Unpublished Manuscript*.
- Good, P. (2013). *Permutation tests: a practical guide to resampling methods for testing hypotheses*. Springer Science & Business Media.
- Hansen, B. (2018). The exact distribution of the t-ratio with robust and clustered standard errors.
- Hansen, C. B. (2007). Asymptotic properties of a robust variance matrix estimator for panel data when  $t$  is large. *Journal of Econometrics*, 141(2):597–620.
- Hartigan, J. (1970). Exact confidence intervals in regression problems with independent symmetric errors. *The Annals of Mathematical Statistics*, pages 1992–1998.
- Hartmanis, J. (1982). Computers and intractability: a guide to the theory of np-completeness (michael r. Garey and david s. Johnson). *Siam Review*, 24(1):90.
- Higgins, J. J. (2004). *An introduction to modern nonparametric statistics*. Brooks/Cole Pacific Grove, CA.
- Hinkelmann, K. and Kempthorne, O. (2007). *Design and analysis of experiments, volume 1: Introduction to experimental design*, volume 1. John Wiley & Sons.
- Hoover, D. N. (1979). Relations on probability spaces and arrays of.  $t$ , *Institute for Advanced Study*.
- Hornitzky, M. and Karlovskis, S. (1989). A culture technique for the detection of bacillus larvae in honeybees. *Journal of apicultural research*, 28(2):118–120.
- Huber, P. J. (1973). Robust regression: asymptotics, conjectures and monte carlo. *The annals of statistics*, pages 799–821.
- Hubert, L. (1986). *Assignment methods in combinatorial data analysis*, volume 73. CRC Press.
- Hubert, L. and Schultz, J. (1976). Quadratic assignment as a general data analysis strategy. *British journal of mathematical and statistical psychology*, 29(2):190–241.
- Ibragimov, R. and Müller, U. K. (2010).  $t$ -statistic based correlation and heterogeneity robust inference. *Journal of Business & Economic Statistics*, 28(4):453–468.

- Ibragimov, R. and Müller, U. K. (2016). Inference with few heterogeneous clusters. *Review of Economics and Statistics*, 98(1):83–96.
- Imbens, G. W. and Kolesar, M. (2016). Robust standard errors in small samples: Some practical advice. *Review of Economics and Statistics*, 98(4):701–712.
- Imbens, G. W. and Rubin, D. B. (2015). *Causal inference in statistics, social, and biomedical sciences*. Cambridge University Press.
- Janssen, A. (1997). Studentized permutation tests for non-iid hypotheses and the generalized behrens-fisher problem. *Statistics & probability letters*, 36(1):9–21.
- Jones, R. H. (1981). Fitting a continuous time autoregression to discrete data. In *Applied time series analysis II*, pages 651–682. Elsevier.
- Karp, R. M. (1972). Reducibility among combinatorial problems. In *Complexity of computer computations*, pages 85–103. Springer.
- Kemphorne, O. (1992). Intervention experiments, randomization and inference. *Lecture Notes-Monograph Series*, pages 13–31.
- Krackhardt, D. (1988). Predicting with networks: Nonparametric multiple regression analysis of dyadic data. *Social networks*, 10(4):359–381.
- Lehmann, E. L. and Casella, G. (2006). *Theory of point estimation*. Springer Science & Business Media.
- Lehmann, E. L. and Romano, J. P. (2005). *Testing statistical hypotheses*. New York: Springer.
- Lei, L. and Bickel, P. J. (2021). An assumption-free exact test for fixed-design linear models with exchangeable errors. *Biometrika*, 108(2):397–412.
- Lei, L. and Ding, P. (2021). Regression adjustment in completely randomized experiments with a diverging number of covariates. *Biometrika*, 108(4):815–828.
- Liang, K.-Y. and Zeger, S. L. (1986). Longitudinal data analysis using generalized linear models. *Biometrika*, 73(1):13–22.
- Lindstrom, M. J. and Bates, D. M. (1990). Nonlinear mixed effects models for repeated measures data. *Biometrics*, pages 673–687.
- Little, R. J. and Rubin, D. B. (2019). *Statistical analysis with missing data*, volume 793. John Wiley & Sons.
- Liu, R. Y. et al. (1988). Bootstrap procedures under some non-iid models. *The Annals of Statistics*, 16(4):1696–1708.

- Lopes, M. (2014). A residual bootstrap for high-dimensional regression with near low-rank designs. *Advances in Neural Information Processing Systems*, 27.
- MacKinnon, J. G., Nielsen, M. Ø., and Webb, M. D. (2021). Wild bootstrap and asymptotic inference with multiway clustering. *Journal of Business & Economic Statistics*, 39(2):505–519.
- MacKinnon, J. G., Nielsen, M. Ø., and Webb, M. D. (2022). Cluster-robust inference: A guide to empirical practice. *Journal of Econometrics*.
- MacKinnon, J. G. and White, H. (1985). Some heteroskedasticity-consistent covariance matrix estimators with improved finite sample properties. *Journal of econometrics*, 29(3):305–325.
- Mammen, E. et al. (1993). Bootstrap and wild bootstrap for high dimensional linear models. *The annals of statistics*, 21(1):255–285.
- Marshall, A. W., Olkin, I., and Arnold, B. C. (1979). *Inequalities: theory of majorization and its applications*, volume 143. Springer.
- McCaffrey, D. F. and Bell, R. M. (2002). Bias reduction in standard errors for linear and generalized linear models with multi-stage samples. In *Proceedings of Statistics Canada Symposium*, pages 1–10.
- McCullagh, P. (2000). Resampling and exchangeable arrays. *Bernoulli*, pages 285–301.
- McCulloch, C. E. and Searle, S. R. (2004). *Generalized, linear, and mixed models*. John Wiley & Sons.
- Menzel, K. (2021). Bootstrap with cluster-dependence in two or more dimensions. *Econometrica*, 89(5):2143–2188.
- Moulton, B. R. (1986). Random group effects and the precision of regression estimates. *Journal of econometrics*, 32(3):385–397.
- Neuhaus, G. (1993). Conditional rank tests for the two-sample problem under random censorship. *The Annals of Statistics*, pages 1760–1779.
- Peters, S. and Freedman, D. (1984). Some notes on the bootstrap in regression problems. *Journal of Business & Economic Statistics*, 2(4):406–09.
- Pitman, E. J. (1937). Significance tests which may be applied to samples from any populations. *Supplement to the Journal of the Royal Statistical Society*, 4(1):119–130.
- Rose, A. and Engel, C. (2002). Currency unions and international integration. *Journal of Money, Credit, and Banking*, 34:1067–1089.
- Rosenbaum, P. R. (2002). Observational studies. In *Observational studies*, pages 1–17. Springer.

- Rubin, D. B. (1980). Randomization analysis of experimental data: The fisher randomization test comment. *Journal of the American Statistical Association*, 75(371):591–593.
- Shaikh, A. M. and Toulis, P. (2021). Randomization tests in observational studies with staggered adoption of treatment. *Journal of the American Statistical Association*, 116(536):1835–1848.
- Snijders, T. A. (2011). Statistical models for social networks. *Annual review of sociology*, 37:131–153.
- Tsybakov, A. (2009). *Introduction to nonparametric estimation*. Springer.
- Volfovsky, A. and Hoff, P. D. (2015). Testing for nodal dependence in relational data matrices. *Journal of the American Statistical Association*, 110(511):1037–1046.
- Wang, Y. S., Lee, S. K., Toulis, P., and Kolar, M. (2021). Robust inference for high-dimensional linear models via residual randomization. In *International Conference on Machine Learning*, pages 10805–10815. PMLR.
- Welch, B. L. (1951). On the comparison of several mean values: an alternative approach. *Biometrika*, 38(3-4):330–336.
- White, H. (1984). *Asymptotic theory for econometricians*. Academic press.
- White, H. et al. (1980). A heteroskedasticity-consistent covariance matrix estimator and a direct test for heteroskedasticity. *econometrica*, 48(4):817–838.
- Wooldridge, J. M. (2015). *Introductory econometrics: A modern approach*. Cengage learning.
- Wu, C.-F. J. et al. (1986). Jackknife, bootstrap and other resampling methods in regression analysis. *the Annals of Statistics*, 14(4):1261–1295.
- Zeileis, A. (2004). Econometric computing with hc and hac covariance matrix estimators.
- Zhao, A. and Ding, P. (2021). Covariate-adjusted fisher randomization tests for the average treatment effect. *Journal of Econometrics*, 225(2):278–294.
- Zuur, A. F., Ieno, E. N., Walker, N. J., Saveliev, A. A., Smith, G. M., et al. (2009). *Mixed effects models and extensions in ecology with R*, volume 574. Springer.

# Supplementary Material for “Invariant Inference via Residual Randomization”

## A Examples of Test Statistics

Here, we list some examples where the property  $T_n = t_n(\varepsilon)$  holds under the null hypothesis:

- In OLS,  $\hat{\beta}_n = (X^\top X)^{-1} X^\top y = \beta + (X^\top X)^{-1} X^\top \varepsilon$ . For a linear hypothesis,  $H_0 : a'\beta = a_0$ , take  $T_n = a'\hat{\beta}_n - a_0$  as the test statistic. Then, whenever the null hypothesis is true,  $T_n = a'\beta - a_0 + a'(X^\top X)^{-1} X^\top \varepsilon = a'(X^\top X)^{-1} X^\top \varepsilon = t_n(\varepsilon)$ .
- For a joint hypothesis,  $H_0 : R\beta = 0$ , where  $R \in \{0, 1\}^{k \times p}$ , define  $T_n = (R\hat{\beta}_n)'V(R\hat{\beta}_n)$  for some fixed positive definite matrix  $V$ . Then, whenever the null hypothesis is true,  $T_n = \varepsilon'\Omega\varepsilon = t_n(\varepsilon)$ , where  $\Omega = X(X^\top X)^{-1}R^\top V R(X^\top X)^{-1}X^\top$ .
- In an F-type statistic we have  $T_n = \hat{\beta}'_n A \hat{\beta}_n / \hat{\beta}'_n B \hat{\beta}_n$ . As before, the two terms in the fraction can be written as a function of the errors, under a linear hypothesis on  $\beta$ .
- Let  $y_t = \rho y_{t-1} + \varepsilon_t$ . We want to test  $H_0 : \rho = 0$ . The Durbin-Watson statistic is defined as  $T_n = \sum_t (y_t - y_{t-1})^2 / \sum_t y_t^2$ . Under the null,  $T_n = \sum_t (\varepsilon_t - \varepsilon_{t-1})^2 / \sum_t \varepsilon_t^2 = t_n(\varepsilon)$ . This can be used to build an exact randomization test for this null.



## B Proof of Theorems 1 and 2

### B.1 Notation

Here, we summarize the notation used throughout the proofs below.  $\text{Unif}(S)$  represents a uniform random variable on set  $S$ ;  $\sigma(W)$  is the standard deviation of random variable  $W$ ;  $\stackrel{d}{=}$  is equality in probability. For an integer  $k$ , we sometimes use  $[k] = \{1, \dots, k\}$ ;  $\mathbb{S}_n$  is the symmetric group of permutation of  $n$  elements; we use “1” to denote the identity transformation.

For a given invariant set  $\mathcal{G}_n$ , we defined

$$\Delta_n = t_n(G\hat{\varepsilon}) - t_n(G\varepsilon), \quad \Lambda_n = t_n(G'\varepsilon) - t_n(G''\varepsilon), \quad (1)$$

where  $G, G', G'' \sim \text{Unif}(\mathcal{G}_n)$ ,  $\varepsilon$  are the true errors and  $\hat{\varepsilon}$  are the residuals. We will use  $\Delta_n^\circ$  to denote the error using the restricted residuals,  $\varepsilon^{\hat{\circ}}$ , in (1). Define  $\bar{\Lambda}_n = \Lambda_n / \sigma_{\Lambda_n}$  for the standardized  $\Lambda_n$ , and let  $F_{\bar{\Lambda}_n}$  be its cdf.

In the randomization test of Procedure 1 we use  $G_1, \dots, G_m$ . By construction,  $G_r \stackrel{d}{=} \text{Unif}(\mathcal{G}_n)$ ,  $r = 1, \dots, m$ , iid. The set of  $m$  corresponding values of the test statistic for the infeasible test is denoted as

$$S_{n,\varepsilon} = \{t_n(\varepsilon)\} \cup \{t_n(G_r\varepsilon) : r \in [m]\}. \quad (2)$$

and for the feasible test

$$S_{n,\hat{\varepsilon}} = \{T_n\} \cup \{t_n(G_r\hat{\varepsilon}) : r \in [m]\}. \quad (3)$$

Recall that under the null hypothesis,  $T_n = t_n(\varepsilon)$  and so  $S_{n,\hat{\varepsilon}}$  is equal to

$$S_{n,\hat{\varepsilon}} \stackrel{H_0}{=} \{t_n(\varepsilon)\} \cup \{t_n(G_r\hat{\varepsilon}) : r \in [m]\}. \quad (4)$$

whenever the null hypothesis. We see that under the null hypothesis,  $t_n(\varepsilon)$  is always included in the sets and so it will be convenient to use the convention  $G_0 = 1$ , the identity transformation. Finally, we define

$$\begin{aligned} \Lambda_n^* &= \min \{|t_n(\varepsilon) - t_n(G_r\varepsilon)|, |t_n(G_r\varepsilon) - t_n(G_{r'}\varepsilon)| : r, r' \in [m], r \neq r'\}, \\ \Delta_n^* &= \max_{r \in [m]} |t_n(G_r\hat{\varepsilon}) - t_n(G_r\varepsilon)|. \end{aligned}$$

That is,  $\Lambda_n^*$  is the minimum spacing in  $S_{n,\varepsilon}$ , and  $\Delta_n^*$  is the maximum error in  $S_{n,\hat{\varepsilon}}$  under the null hypothesis.

### B.2 Main proofs

**Theorem 1.** *Suppose that Assumptions (A1)-(A2) hold for model (1) with  $\mathcal{G}_n$  as the inferential primitive. Under Condition (C1), the rejection probability of the residual randomization test in Procedure 1 satisfies  $\mathbb{E}(\phi_n) \leq \alpha + O(1/m) + o(1)$ , whenever the null hypothesis holds.*

*Proof.* We first show that the infeasible (idealized) randomization test using the true unobserved errors is exact. Then, we prove Theorem 1 by showing that the feasible test is asymptotically similar to the infeasible one. We note again that our analysis conditions on  $X$ , and so at every  $n > 0$  randomness comes only from the errors  $\varepsilon \in \mathbb{R}^n$  and the random transformations  $\{G_1, \dots, G_m\}$ . Our proof for Theorem 1 is multi-step:

1. Finite-sample validity of infeasible test.
2. Robustness of infeasible test.

3. Feasible test (using  $\hat{\beta}_n$ ): (a) Properties of  $\Delta_n^*$  and  $\Lambda_n^*$ ; (b) Asymptotic validity.

Step 1. Validity of infeasible randomization test. Let  $W$  denote the binary vector indicating the transformations used in  $S_{n,\varepsilon}$  (2), and define  $\mathbb{W}_m = \{w \in \{0, 1\}^{|\mathcal{G}_n|} : \sum_g w_g = m + 1, w_1 = 1\}$ , where we assume  $\mathcal{G}_n$  to be arranged in some fixed arbitrary order. It is easy to see that  $W \stackrel{d}{=} \text{Unif}(\mathbb{W}_m)$ . We can now rewrite our sets using  $W$ :

$$S_{n,\varepsilon} = \{t_n(\varepsilon)\} \cup \{t_n(G_r\varepsilon) : r \in [m]\} = \{t_n(g\varepsilon) : g \in \mathcal{G}_n, W_g = 1\} \equiv \tilde{S}_n(\varepsilon, W). \quad (5)$$

This equivalence shows that the random part of  $S_{n,\varepsilon}$  is uniquely determined by  $\varepsilon$  and  $W$ . The critical value function in (4) of the main text can thus be written as:

$$c_{n,\alpha}(S_{n,\varepsilon}) = \inf \left\{ z \in \mathbb{R} : \frac{1}{m+1} \sum_{g \in \mathcal{G}_n} W_g \mathbb{1}\{t_n(g\varepsilon) \leq z\} \geq 1 - \alpha \right\} \equiv \tilde{c}_\alpha(\varepsilon, W). \quad (6)$$

As before, this equivalence shows that the random part of the critical value depends only on  $\varepsilon$  and  $W$ . The one-sided (infeasible) test in (3) of the main text can now be written as

$$\phi_n^* = \mathbb{1}\{T_n > c_{n,\alpha}(S_{n,\varepsilon})\} = \mathbb{1}\{T_n > \tilde{c}_\alpha(\varepsilon, W)\}. \quad (7)$$

**Lemma 1.** For a fixed  $g \in \mathcal{G}_n$ , let  $\pi_g \in \mathcal{S}_{|\mathcal{G}_n|}$  be a permutation of  $\mathcal{G}_n$  that maps element  $g' \in \mathcal{G}_n$  to  $g'g^{-1}$ . Then,

$$\begin{aligned} \tilde{S}_n(g\varepsilon, W) &= \tilde{S}_n(\varepsilon, \pi_g W) \\ \tilde{c}_\alpha(g\varepsilon, W) &= \tilde{c}_\alpha(\varepsilon, \pi_g W). \end{aligned} \quad (8)$$

*Proof.* By definition,

$$\tilde{S}_n(\varepsilon, \pi_g W) = \{t_n(g'\varepsilon) : g' \in \mathcal{G}_n, W_{g'g^{-1}} = 1\} \stackrel{(i)}{=} \{t_n(g''\varepsilon) : g'' \in \mathcal{G}_n, W_{g''} = 1\} = \tilde{S}_n(g\varepsilon, W).$$

Here, (i) follows from the group structure of  $\mathcal{G}_n$ . Next, we obtain

$$\begin{aligned} \tilde{c}_\alpha(g\varepsilon, W) &= \inf \left\{ z \in \mathbb{R} : \frac{1}{m+1} \sum_{g' \in \mathcal{G}_n} W_{g'} \mathbb{1}\{t_n(g'\varepsilon) \leq z\} \geq 1 - \alpha \right\} \\ &\stackrel{(i)}{=} \inf \left\{ z \in \mathbb{R} : \frac{1}{m+1} \sum_{g'' \in \mathcal{G}_n} W_{g''} \mathbb{1}\{t_n(g''\varepsilon) \leq z\} \geq 1 - \alpha \right\} = \tilde{c}_\alpha(\varepsilon, \pi_g W). \end{aligned}$$

As before, (i) follows from the group structure of  $\mathcal{G}_n$ . □

**Lemma 2.** For the infeasible test in (7), it holds

$$\mathbb{E}(\phi_n^*) \leq \alpha,$$

whenever the null hypothesis holds.

*Proof.* Consider the function  $d(\varepsilon, W) = \mathbb{1}\{t_n(\varepsilon) > \tilde{c}_\alpha(\varepsilon, W)\}$ . From this we obtain

$$\begin{aligned} \sum_{g \in \mathcal{G}_n} W_g d(g\varepsilon, \pi_{g^{-1}}W) &= \sum_g W_g \mathbb{1}\{t_n(g\varepsilon) > \tilde{c}_\alpha(g\varepsilon, \pi_{g^{-1}}W)\} \\ &\stackrel{(i)}{=} \sum_g W_g \mathbb{1}\{t_n(g\varepsilon) > \tilde{c}_\alpha(\varepsilon, W)\} = \sum_g W_g - \sum_g W_g \mathbb{1}\{t_n(g\varepsilon) \leq \tilde{c}_\alpha(\varepsilon, W)\} \stackrel{(ii)}{\leq} (m+1)\alpha. \end{aligned} \quad (9)$$

Here, (i) follows from Lemma 1 and  $\pi_g \pi_{g^{-1}} = 1$ ; and (ii) follows from (6) and from  $\sum_g W_g = m+1$ . Next, for any fixed  $g \in \mathcal{G}_n$ , it holds

$$t_n(g\varepsilon) \stackrel{d}{=} t_n(\varepsilon) \mid W_g = 1. \quad (10)$$

This follows by  $g\varepsilon \stackrel{d}{=} \varepsilon$  from invariance (2) and from the fact that our test also conditions on  $W_1 = 1$  almost surely. Therefore,

$$\begin{aligned} W_g d(g\varepsilon, \pi_{g^{-1}}W) &= W_g \mathbb{1}\{t_n(g\varepsilon) > \tilde{c}_\alpha(g\varepsilon, \pi_{g^{-1}}W)\} \\ &\stackrel{(i)}{=} W_g \mathbb{1}\{t_n(g\varepsilon) > \tilde{c}_\alpha(\varepsilon, W)\} \\ &\stackrel{(ii)}{=} W_g \mathbb{1}\{t_n(\varepsilon) > \tilde{c}_\alpha(\varepsilon, W)\} \\ &= W_g d(\varepsilon, W). \end{aligned} \quad (11)$$

Here, (i) follows from Lemma 1 and (ii) from (10). Finally, under the null hypothesis,

$$\begin{aligned} \mathbb{E}(\phi_n^*) &= P\{T_n > c_{n,\alpha}(S_{n,\varepsilon})\} \stackrel{(i)}{=} \mathbb{E}(\mathbb{1}\{t_n(\varepsilon) > \tilde{c}_\alpha(\varepsilon, W)\}) \\ &= \mathbb{E}[d(\varepsilon, W)] \stackrel{(ii)}{=} \frac{1}{m+1} \sum_{g \in \mathcal{G}_n} \mathbb{E}[W_g d(\varepsilon, W)] \\ &\stackrel{(iii)}{=} \frac{1}{m+1} \sum_{g \in \mathcal{G}_n} \mathbb{E}[W_g d(g\varepsilon, \pi_{g^{-1}}W)] \stackrel{(iv)}{\leq} \alpha. \end{aligned}$$

Here, (i) follows from  $T_n = t_n(\varepsilon)$  under the null hypothesis; (ii) follows from  $\sum_g W_g = m+1$  almost surely; (iii) follows from (11); and (iv) follows from (9).  $\square$

**Step 2. Robustness of the idealized randomization test.** Here, we show that the idealized test is robust to certain ‘‘corruptions’’ of the randomization distribution. Later, we will show that this robustness can ‘‘withstand’’ the level of corruption introduced in the feasible test by using the residuals instead of the true errors.

Define  $\xi : \mathbb{R}^{m+1} \rightarrow \mathbb{R}$  as  $\xi(\{t_1, \dots, t_{m+1}\}) = \min_{j=1, \dots, m} \{t_{(j+1)} - t_{(j)}\}$ , where  $t_{(j)}$  is the  $j$ -th ordered value without repetitions. As such,  $\xi$  calculates the minimum spacing in a set of values. Assume  $M$  unique values, i.e.,  $t_{(1)}$  is the smallest value and  $t_{(M)}$  is the largest. With this notation, we can write

$$\Lambda_n^* = \xi(S_{n,\varepsilon}) \quad (12)$$

as the minimum spacing in the randomization values of the idealized test. We set  $\Lambda_n^* = 0$  when all randomization values are equal. The following result quantifies how a corruption at the order of  $\Lambda_n^*$  affects the rejection rate of the idealized test.

**Lemma 3.** *Whenever the null hypothesis holds,*

$$P\{T_n > c_{n,\alpha}(S_{n,\varepsilon}) - \Lambda_n^*\} \leq \alpha + O(1/m) + O(m\gamma_{0n}) + O(m^2/|\mathcal{G}_n|).$$

*Proof.* We use the equivalences,  $\tilde{c}_\alpha(\varepsilon, W) = c_{n,\alpha}(S_{n,\varepsilon\varepsilon})$  and  $\tilde{S}_n(\varepsilon, W) = S_{n,\varepsilon}(\varepsilon)$  from (6) and (5), respectively. Since  $c_\alpha$  is an order statistic in  $S_{n,\varepsilon}(\varepsilon)$  and  $\Lambda_n^*$  is the minimum spacing in  $S_{n,\varepsilon}(\varepsilon)$ , the following holds as an identity:

$$W_g \mathbb{1}\{t_n(g\varepsilon) > \tilde{c}_\alpha(\varepsilon, W) - \Lambda_n^*\} \leq W_g \mathbb{1}\{t_n(g\varepsilon) > \tilde{c}_\alpha(\varepsilon, W)\} + W_g \mathbb{1}\{t_n(g\varepsilon) = \tilde{c}_\alpha(\varepsilon, W)\}. \quad (13)$$

This yields

$$\begin{aligned} \sum_{g \in \mathcal{G}_n} W_g \mathbb{1}\{t_n(g\varepsilon) > \tilde{c}_\alpha(\varepsilon, W) - \Lambda_n^*\} &\stackrel{(i)}{\leq} \sum_g W_g \mathbb{1}\{t_n(g\varepsilon) > \tilde{c}_\alpha(\varepsilon, W)\} + \sum_g W_g \mathbb{1}\{t_n(g\varepsilon) = \tilde{c}_\alpha(\varepsilon, W)\} \\ &\stackrel{(ii)}{\leq} (m+1)\alpha + R_{n,\alpha}, \end{aligned} \quad (14)$$

where  $R$  is the multiplicity of randomization values exactly at the  $\alpha$ -critical value. Here, (i) follows from (13), and (ii) follows from (6). Consider the decision function

$$d'(\varepsilon, W) = \mathbb{1}\{t_n(\varepsilon) > \tilde{c}_\alpha(\varepsilon, W) - \Lambda_n^*\} = \mathbb{1}\{t_n(\varepsilon) > \tilde{c}_\alpha(\varepsilon, W) - \xi(\tilde{S}_n(\varepsilon, W))\}.$$

We get

$$\begin{aligned} \sum_{g \in \mathcal{G}_n} W_g d'(g\varepsilon, \pi_{g^{-1}}W) &= \sum_g W_g \mathbb{1}\{t_n(g\varepsilon) > \tilde{c}_\alpha(g\varepsilon, \pi_{g^{-1}}W) - \xi(\tilde{S}_n(g\varepsilon, \pi_{g^{-1}}W))\} \\ &\stackrel{(i)}{\leq} \sum_g W_g \mathbb{1}\{t_n(g\varepsilon) > \tilde{c}_\alpha(\varepsilon, W) - \xi(\tilde{S}_n(\varepsilon, W))\} \\ &\stackrel{(ii)}{\leq} (m+1)\alpha + R_{n,\alpha}. \end{aligned} \quad (15)$$

In the above derivation, (i) follows from Lemma 1 and  $\pi_g \pi_{g^{-1}} = 1$ , the identity permutation; and (ii) follows from (14). Following the same argument as in the proof of (11) of Lemma 2 we can show that

$$\mathbb{E}[W_g d'(g\varepsilon, \pi_{g^{-1}}W)] = \mathbb{E}[W_g d'(\varepsilon, W)]. \quad (16)$$

Under the null hypothesis,

$$\begin{aligned} P\{T_n > c_{n,\alpha}(S_{n,\varepsilon}) - \Lambda_n^*\} &\stackrel{(i)}{=} \mathbb{E}[\mathbb{1}\{t_n(\varepsilon) > \tilde{c}_\alpha(\varepsilon, W) - \Lambda_n^*\}] = \mathbb{E}[d'(\varepsilon, W)] \\ &\stackrel{(ii)}{=} \frac{1}{m+1} \sum_{g \in \mathcal{G}_n} \mathbb{E}[W_g d'(\varepsilon, W)] \\ &\stackrel{(iii)}{=} \frac{1}{m+1} \sum_g \mathbb{E}[W_g d'(g\varepsilon, \pi_{g^{-1}}W)] \stackrel{(iv)}{\leq} \alpha + \mathbb{E}(R_{n,\alpha})/(m+1). \end{aligned} \quad (17)$$

Here, (i) follows from  $T_n = t_n(\varepsilon)$  under the null hypothesis; (ii) follows from  $\sum_g W_g = m+1$ ; (iii) follows from (16) and (iv) follows from (15).

Next, we derive a bound on the multiplicity term. Let  $G_0 = 1$  be the identity transformation. Let  $E_n = 1$  denote the event that  $G_r \neq G_{r'} \neq 1$ , for all  $r, r' = 0, \dots, m, r \neq r'$ , and let  $E_n = 0$  otherwise. Since

$G_r$  for  $r > 0$ s are iid uniformly on  $\mathcal{G}_n$ ,

$$P(E_n = 1) = \frac{1}{1} \cdot \frac{|\mathcal{G}_n| - 1}{|\mathcal{G}_n|} \cdots \frac{|\mathcal{G}_n| - m}{|\mathcal{G}_n|} \geq [1 - m/|\mathcal{G}_n|]^m \stackrel{(i)}{\geq} 1 - m^2/|\mathcal{G}_n|. \quad (18)$$

Here, (i) follows for some sufficiently large  $n$  since  $m = O(1)$  and  $|\mathcal{G}_n| \rightarrow \infty$ . Let  $c_n = c_{n,\alpha}(S_{n,\varepsilon})$  for brevity. Then,

$$\begin{aligned} R_{n,\alpha} &= \sum_{r=0}^m \mathbb{1}\{t_n(G_r\varepsilon) = c_n\} = \sum_{r=0}^m \mathbb{1}\{t_n(G_r\varepsilon) = c_n\}(\mathbb{1}\{E_n = 1\} + \mathbb{1}\{E_n = 0\}) \\ &\leq \mathbb{1}\{E_n = 1\} \sum_{r=0}^m \mathbb{1}\{t_n(G_r\varepsilon) = c_n\} + (m+1)\mathbb{1}\{E_n = 0\} \\ &\leq 1 + \sum_{r \neq r', G_r \neq G_{r'}} \mathbb{1}\{t_n(G_r\varepsilon) = t_n(G_{r'}\varepsilon)\} + (m+1)\mathbb{1}\{E_n = 0\} \\ \mathbb{E}(R_{n,\alpha}) &\stackrel{(i)}{\leq} 1 + \sum_{r \neq r', G_r \neq G_{r'}} P\{t_n(G_r\varepsilon) = t_n(G_{r'}\varepsilon)\} + (m+1)m^2/|\mathcal{G}_n|, \\ &\stackrel{(ii)}{\leq} 1 + m^2\gamma_{0n} + (m+1)m^2/|\mathcal{G}_n| \end{aligned}$$

and so  $[1/(m+1)]\mathbb{E}(R_{n,\alpha}) \leq O(1/m) + O(m\gamma_{0n}) + O(m^2/|\mathcal{G}_n|)$ . In the above derivations, result (i) follows from (18) and (ii) follows by definition of  $\gamma_{0n}$ .  $\square$

Step 3. Feasible residual randomization test. Our goal now is to derive a result for the feasible randomization test. We start with the one-sided test in (13) of the main text:

$$\phi_n = \mathbb{1}\{T_n > c_{n,\alpha}(S_{n,\varepsilon})\}. \quad (19)$$

Our proof strategy relies on showing that the feasible test satisfies a bound of the form

$$\mathbb{E}(\phi_n) \leq \alpha + o(1) + P(\Delta_n^* > \Lambda_n^*),$$

as defined in Section B.1. We will show that Condition (C1) is sufficient to guarantee that  $P(\Delta_n^* > \Lambda_n^*) = o(1)$ .

The following property of the critical value will be useful.

**Lemma 4.** *For the critical value function in (4) of the main text, it holds that*

$$c_{n,\alpha}(\{t_1 - \delta, \dots, t_{m+1} - \delta\}) = c_{n,\alpha}(\{t_1, \dots, t_{m+1}\}) - \delta, \text{ for any } \delta > 0.$$

*Proof.* By the infimum definition, the critical value is equal to  $t_{(j)}$  for some unique  $j = 1, \dots, M$ . By linearity of ranks,  $c_{n,\alpha}(\{t_1 - \delta, \dots, t_{m+1} - \delta\})$  is equal to  $t_{(j)} - \delta$ .  $\square$

Step 3a. Properties of  $\Delta_n^*$  and  $\Lambda_n^*$ . The following lemma connects the minimum spacing  $\Lambda_n^*$  in the infeasible randomization test to a generic variable,  $\Lambda_n$ , that is easier to analyze.

**Lemma 5.** Let  $\sigma_{\bar{\Lambda}_n}^2 = \text{var}(\Lambda_n)$  where  $\Lambda_n = t_n(G\varepsilon) - t_n(G'\varepsilon)$ ,  $G, G' \sim \text{Unif}(\mathcal{G}_n)$ , and  $\bar{\Lambda}_n = \Lambda_n/\sigma_{\Lambda_n}$  its standardization. Then, for any  $\epsilon > 0$ ,

$$P(\Lambda_n^*/\sigma_{\Lambda_n} < \epsilon) \leq O(m^2)[F_{\bar{\Lambda}_n}(\epsilon) - F_{\bar{\Lambda}_n}(-\epsilon)]. \quad (20)$$

*Proof.* The event  $\{\Lambda_n^*/\sigma_{\Lambda_n} < \epsilon\}$  implies that for some randomizations  $G_r, G_{r'}$ ,  $r \neq r'$ , it happened that  $|t_n(G_r\varepsilon) - t_n(G_{r'}\varepsilon)|/\sigma_{\Lambda_n} < \epsilon$ . Therefore, we can “envelope” this event with the following expression

$$\{\Lambda_n^*/\sigma_{\Lambda_n} < \epsilon\} \subseteq \bigcup_{r, r' \in \{0, 1, \dots, m\}, r \neq r'} \{|t_n(G_r\varepsilon) - t_n(G_{r'}\varepsilon)|/\sigma_{\Lambda_n} < \epsilon\},$$

where we set  $G_0 = 1$ , as before. It follows that

$$\begin{aligned} P(\Lambda_n^*/\sigma_{\Lambda_n} < \epsilon) &\leq \sum_{r \neq r'} P\{|t_n(G_r\varepsilon) - t_n(G_{r'}\varepsilon)|/\sigma_{\Lambda_n} < \epsilon\} \\ &\stackrel{(i)}{\leq} \sum_{r \neq r'} P\{|\Lambda_n|/\sigma_{\Lambda_n} < \epsilon\} \leq O(m^2)P\{|\Lambda_n|/\sigma_{\Lambda_n} < \epsilon\} \\ &\leq O(m^2)[F_{\bar{\Lambda}_n}(\epsilon) - F_{\bar{\Lambda}_n}(-\epsilon)]. \end{aligned} \quad (21)$$

Here, (i) follows from independence of  $G_r, G_{r'}$  when  $r \neq r'$ .  $\square$

The following lemma establishes a useful result on the distribution of  $|\Lambda_n|$  near zero.

**Lemma 6.** For variable  $\bar{\Lambda}_n$  it holds

$$\lim_{\epsilon \rightarrow 0^+} [F_{\bar{\Lambda}_n}(\epsilon) - F_{\bar{\Lambda}_n}(-\epsilon)] \leq 3(\gamma_{0n} + 1/|\mathcal{G}_n|).$$

*Proof.* First, we obtain

$$\begin{aligned} P(\bar{\Lambda}_n = 0) &= P(\Lambda_n = 0) = P\{t_n(G\varepsilon) = t_n(G'\varepsilon)\} \\ &\stackrel{(i)}{=} (1/|\mathcal{G}_n|^2) \sum_{g, g' \in \mathcal{G}_n} P\{t_n(g\varepsilon) = t_n(g'\varepsilon)\} \\ &= (1/|\mathcal{G}_n|^2) \sum_{g=g'} 1 + (1/|\mathcal{G}_n|^2) \sum_{g \neq g'} P\{t_n(g\varepsilon) = t_n(g'\varepsilon)\} \\ &\stackrel{(ii)}{\leq} (1/|\mathcal{G}_n|) + (1/|\mathcal{G}_n|^2) \sum_{g \neq g'} \gamma_{0n} \leq \gamma_{0n} + 1/|\mathcal{G}_n|. \end{aligned} \quad (22)$$

Here, (i) follows from the i.i.d. distribution of  $G, G'$ ; (ii) follows by definition of  $\gamma_{0n}$ .

Next, for any  $t \geq 0$  define  $\mathbb{S}_t(\varepsilon) = \{(g, g') \in \mathcal{G}_n \times \mathcal{G}_n : |t_n(g\varepsilon) - t_n(g'\varepsilon)|/\sigma_{\Lambda_n} \leq t\}$  and

$$t^*(\varepsilon) = \begin{cases} 0, & \text{if } \mathcal{G}_n \times \mathcal{G}_n \setminus \mathbb{S}_0(\varepsilon) = \emptyset \\ \min \{|t_n(g\varepsilon) - t_n(g'\varepsilon)|/\sigma_{\Lambda_n} : (g, g') \in \mathcal{G}_n \times \mathcal{G}_n \setminus \mathbb{S}_0(\varepsilon)\} > 0, & \text{otherwise.} \end{cases}$$

Intuitively,  $t^*(\varepsilon) = 0$  whenever all test statistic values are equal across all pairs in  $\mathcal{G}_n$  given  $\varepsilon$ ; otherwise, it takes the minimum non-negative value. This definition implies the following identity —for any  $G, G' \in \mathcal{G}_n$ ,

$\epsilon > 0, \epsilon \in \mathbb{R}^n$ —

$$\mathbb{1}\{|t_n(G\epsilon) - t_n(G'\epsilon)|/\sigma_{\Lambda_n} \leq \epsilon\} \mathbb{1}\{t^*(\epsilon) \neq 0\} \leq \mathbb{1}\{t^*(\epsilon) \leq \epsilon\} + \mathbb{1}\{t_n(G\epsilon) = t_n(G'\epsilon)\}. \quad (23)$$

Moreover,

$$\begin{aligned} \lim_{\epsilon \rightarrow 0^+} P\{t^*(\epsilon) \leq \epsilon\} &\stackrel{(i)}{=} P\{t^*(\epsilon) = 0\} \\ &= \mathbb{E}[\mathbb{1}\{t_n(g\epsilon) = t_n(g'\epsilon) : \forall g, g' \in \mathcal{G}_n\}] \\ &\stackrel{(ii)}{\leq} \mathbb{E}\left[\sum_{g, g' \in \mathcal{G}_n} \mathbb{1}\{t_n(g\epsilon) = t_n(g'\epsilon)\}/|\mathcal{G}_n|^2\right] \\ &= P(\Lambda_n = 0) \stackrel{(iii)}{\leq} \gamma_{0n} + 1/|\mathcal{G}_n|. \end{aligned} \quad (24)$$

Here, (i) follows from right continuity of cdfs; (ii) holds as an identity since  $\mathbb{1}\{t_n(g\epsilon) = t_n(g'\epsilon) : \forall g, g' \in \mathcal{G}_n\} = 1$  implies  $\sum_{g, g' \in \mathcal{G}_n} \mathbb{1}\{t_n(g\epsilon) = t_n(g'\epsilon)\}/|\mathcal{G}_n|^2 = 1$ ; and (iii) follows from (22). Thus, for any  $\epsilon > 0$  we get

$$\begin{aligned} \mathbb{1}\left\{\frac{|t_n(G\epsilon) - t_n(G'\epsilon)|}{\sigma_{\Lambda_n}} \leq \epsilon\right\} &= \mathbb{1}\left\{\frac{|t_n(G\epsilon) - t_n(G'\epsilon)|}{\sigma_{\Lambda_n}} \leq \epsilon\right\} \mathbb{1}\{t^*(\epsilon) = 0\} + \mathbb{1}\left\{\frac{|t_n(G\epsilon) - t_n(G'\epsilon)|}{\sigma_{\Lambda_n}} \leq \epsilon\right\} \mathbb{1}\{t^*(\epsilon) \neq 0\} \\ &\stackrel{(i)}{\leq} \mathbb{1}\{t_n(G\epsilon) = t_n(G'\epsilon)\} + \mathbb{1}\left\{\frac{|t_n(G\epsilon) - t_n(G'\epsilon)|}{\sigma_{\Lambda_n}} \leq \epsilon\right\} \mathbb{1}\{t^*(\epsilon) \neq 0\} \\ &\stackrel{(ii)}{\leq} 2\mathbb{1}\{t_n(G\epsilon) = t_n(G'\epsilon)\} + \mathbb{1}\{t^*(\epsilon) \leq \epsilon\} \\ P\left\{\frac{|t_n(G\epsilon) - t_n(G'\epsilon)|}{\sigma_{\Lambda_n}} \leq \epsilon\right\} &\leq 2P\{t_n(G\epsilon) = t_n(G'\epsilon)\} + P\{t^*(\epsilon) \leq \epsilon\} \\ &= 2P\{\Lambda_n = 0\} + P\{t^*(\epsilon) \leq \epsilon\} \\ F_{\bar{\Lambda}_n}(\epsilon) - F_{\bar{\Lambda}_n}(-\epsilon) &\stackrel{(iii)}{\leq} 2(\gamma_{0n} + 1/|\mathcal{G}_n|) + P\{t^*(\epsilon) \leq \epsilon\}. \end{aligned}$$

Here, (i) follows from definition of  $t^*(\epsilon)$  which implies that  $t_n(g\epsilon) = t_n(g'\epsilon)$  for all  $g, g' \in \mathcal{G}_n$  whenever  $t^*(\epsilon) = 0$ ; (ii) follows from (23); (iii) follows from (22). The final result follows from (24) by taking  $\epsilon \rightarrow 0^+$ .  $\square$

We now connect  $\Delta_n^*$  in Section B.1 with random variable  $\Delta_n = t_n(G\hat{\epsilon}) - t_n(G\epsilon)$ ,  $G \sim \text{Unif}(\mathcal{G}_n)$ .

**Lemma 7.** *Let  $\mu_n = \mathbb{E}(\Delta_n^*/\sigma_{\Lambda_n})$  and  $\zeta_n^2 = \mathbb{E}(\Delta_n^2) / \mathbb{E}(\Lambda_n^2)$ . Then, for any  $\epsilon > 0$ , under the null hypothesis*

$$P(\Delta_n^*/\sigma_{\Lambda_n} - \mu_n > \epsilon) \leq m\zeta_n^2/\epsilon^2. \quad (25)$$

*Proof.* Let  $\Delta_{n,r} = t_n(G_r\hat{\epsilon}) - t_n(G_r\epsilon)$ , where  $G_r$  were sampled i.i.d in the randomization test,  $r = 1, \dots, m$ . Since  $\hat{\epsilon}$  are a function of  $X$  and  $\epsilon$ , the i.i.d.-ness of  $G_r$  implies  $\mathbb{E}(\Delta_{n,r}^2) = \mathbb{E}(\Delta_n^2)$ , and so

$$\mathbb{E}(\Delta_n^{*2}) \stackrel{(i)}{\leq} \sum_{r=1}^m \mathbb{E}(\Delta_{n,r}^2) = m\mathbb{E}(\Delta_n^2). \quad (26)$$

Here, (i) follows from  $\Delta_n^{*2} \leq \sum_r |\Delta_{n,r}|^2$  since  $\Delta_n^*$  is one of  $|\Delta_{n,r}|$ . Thus,

$$P(\Delta_n^*/\sigma_{\Lambda_n} - \mu_n > \epsilon) \leq P(|\Delta_n^*/\sigma_{\Lambda_n} - \mu_n| > \epsilon) \stackrel{(i)}{\leq} \mathbb{E}(\Delta_n^{*2}/\sigma_{\Lambda_n}^2)/\epsilon^2 \stackrel{(ii)}{\leq} \frac{m\mathbb{E}(\Delta_n^2)}{\mathbb{E}(\Lambda_n^2)}(1/\epsilon^2) = m\zeta_n^2/\epsilon^2.$$

Here, (i) follows from Chebyshev's inequality, and (ii) from (26) and  $\mathbb{E}(\Lambda_n^2) = \text{var}(\Lambda_n)$  as  $\mathbb{E}(\Lambda_n) = 0$ .  $\square$

The following result shows that  $\Delta_n^*$  is dominated by  $\Lambda_n^*$  under Condition (C1).

**Lemma 8.** *Suppose that Assumptions (A1)-(A2) hold. Then, for any  $\epsilon > \sqrt{m}\zeta_n$ ,*

$$P(\Delta_n^* > \Lambda_n^*) \leq m\zeta_n^2/\epsilon^2 + O(m^2)[F_{\bar{\Lambda}_n}(2\epsilon) - F_{\bar{\Lambda}_n}(-2\epsilon)].$$

Under Condition (C1), it follows that  $P(\Delta_n^* > \Lambda_n^*) = o(1)$ . If, in addition, Assumption (A3) holds then

$$P(\Delta_n^* > \Lambda_n^*) \leq O(m^2)(\gamma_{0n} + 1/|\mathcal{G}_n|) + A(\gamma, m)O(\zeta_n^{2\gamma/(2+\gamma)}),$$

where  $A(\gamma, m) = 8(1 + \gamma)m^{(4+\gamma)/(2+\gamma)}$ .

*Proof.* For any  $x > 0$  let  $Q(x) = F_{\bar{\Lambda}_n}(x) - F_{\bar{\Lambda}_n}(-x)$ . First, we obtain

$$\begin{aligned} P(\Delta_n^* > \Lambda_n^*) &\stackrel{(i)}{=} P(\Delta_n^*/\sigma_{\Lambda_n} - \mu_n > \Lambda_n^*/\sigma_{\Lambda_n} - \mu_n) \\ &\stackrel{(ii)}{\leq} P(\Delta_n^*/\sigma_{\Lambda_n} - \mu_n > \epsilon) + P(\Lambda_n^*/\sigma_{\Lambda_n} - \mu_n < \epsilon) \\ &\stackrel{(iii)}{\leq} m\zeta_n^2/\epsilon^2 + O(m^2)Q(\mu_n + \epsilon). \end{aligned} \tag{27}$$

Here, (i) takes  $\mu_n, \sigma_{\Lambda_n}$  as defined in Lemma 7; (ii) follows from indicator identity  $\mathbb{1}\{d > \lambda\} \leq \mathbb{1}\{d > \epsilon\} + \mathbb{1}\{\lambda < \epsilon\}$ ; the first part of (iii) follows from Lemma 7, and the second part follows from Lemma 5. By Jensen's inequality,  $\mathbb{E}(\Delta_n^2/\sigma_{\Lambda_n}^2) \geq \mu_n^2$ , and so from (26) we get  $m\mathbb{E}(\Delta_n^2)/\sigma_{\Lambda_n}^2 \geq \mu_n^2$ , and so  $m\zeta_n^2 \geq \mu_n^2$ . Therefore, for any  $\epsilon \geq \sqrt{m}\zeta_n$  it also holds  $\epsilon \geq \mu_n$ . Since  $Q(x)$  is non-decreasing, this allows us to simplify the bound to:

$$P(\Delta_n^* > \Lambda_n^*) \leq m\zeta_n^2/\epsilon^2 + m^2Q(2\epsilon), \tag{28}$$

for any  $\epsilon > \sqrt{m}\zeta_n$ . Under Condition (C1) we have  $\zeta_n = o(1)$ . From Lemma 6, we also have  $Q(x) = O(\gamma_{0n} + 1/|\mathcal{G}_n|)$  as  $x \rightarrow 0^+$  and so Assumption (A2) implies that in Eq. (28) we can decrease  $\epsilon$  at an appropriate rate (slower than  $\zeta_n$ ) such that the upper bound vanishes. From this we obtain  $P(\Delta_n^* > \Lambda_n^*) = o(1)$ .

If, in addition, Assumption (A3) holds, then we can optimize (28) with respect to  $\epsilon$  to obtain the tightest bound. Minimizing (without constraints) a series of the form  $A\zeta_n^2/\epsilon^2 + B\epsilon^\gamma$ , where  $A, B, \gamma > 0$  yields the solutions

$$\begin{aligned} \arg \min_{\epsilon > 0} \{A\zeta_n^2/\epsilon^2 + B\epsilon^\gamma\} &= O(\zeta_n^{\gamma/(2+\gamma)}), \text{ and} \\ \min_{\epsilon > 0} \{A\zeta_n^2/\epsilon^2 + B\epsilon^\gamma\} &= [A^\gamma B^2]^{1/(2+\gamma)}(1 + \gamma/2)(2/\gamma)^{\gamma/(2+\gamma)}\zeta_n^{2\gamma/(2+\gamma)} \leq [A^\gamma B^2]^{1/(2+\gamma)}(1 + \gamma)\zeta_n^{2\gamma/(2+\gamma)}. \end{aligned} \tag{29}$$

Since  $\zeta_n = o(1)$  under Condition (C1), it follows that  $\zeta_n^{\gamma/(2+\gamma)} > \sqrt{m}\zeta_n$  for any sufficiently large  $n > 0$ . Then, the above solutions can also be achieved under the constrained formulation:

$$\min_{\epsilon > \sqrt{m}\zeta_n} \{A\zeta_n^2/\epsilon^2 + B\epsilon^\gamma\} \leq [A^\gamma B^2]^{1/(2+\gamma)}(1 + \gamma)\zeta_n^{2\gamma/(2+\gamma)}. \tag{30}$$



This implies that

$$\begin{aligned}
P(\Delta_n^* > \Lambda_n^*) &\leq \inf_{\epsilon > \sqrt{m}\zeta_n} \{m\zeta_n^2/\epsilon^2 + m^2Q(2\epsilon)\} \\
&\stackrel{(i)}{\leq} m^2O(\gamma_{0n} + 1/|\mathcal{G}_n|) + \inf_{\epsilon > \sqrt{m}\zeta_n} \{m\zeta_n^2/\epsilon^2 + m^22^\gamma\epsilon^\gamma\} \\
&\stackrel{(ii)}{=} m^2O(\gamma_{0n} + 1/|\mathcal{G}_n|) + A(\gamma, m)\zeta_n^{2\gamma/(2+\gamma)}.
\end{aligned} \tag{31}$$

In the derivations above, (i) follows from Assumption (A3), and (ii) from (30) by setting  $A = 2m$  and  $B = m^22^\gamma$ . This implies a factor  $A(\gamma, m) = 8(1 + \gamma)m^{(4+\gamma)/(2+\gamma)} = O(m^2)$ .  $\square$

Step 3b. Finish proof. Now, we put the pieces together. Let  $\Delta_{n,r} = t_n(G_r\hat{\epsilon}) - t_n(G_r\epsilon)$ , for  $r = 1, \dots, m$  and  $G_0 = 0, \Delta_{n,0} = 0$ . Then, under the null hypothesis, we obtain

$$\begin{aligned}
P\{T_n > c_{n,\alpha}(S_{n,\hat{\epsilon}})\} &\stackrel{(i)}{=} P\{T_n > c_{n,\alpha}(\{t_n(G_r\hat{\epsilon}) + \Delta_{n,r} : r = 0, \dots, m\})\} \\
&\leq P\left\{T_n > c_{n,\alpha}(\{t_n(G_r\epsilon) - \max_r |\Delta_{n,r}| : r = 0, \dots, m\})\right\} \\
&\stackrel{(ii)}{=} P\{T_n > c_{n,\alpha}(S_{n,\epsilon}) - \Delta_n^*\} \\
&\stackrel{(iii)}{\leq} P\{T_n > c_{n,\alpha}(S_{n,\epsilon}) - \Lambda_n^*\} + P(\Delta_n^* > \Lambda_n^*) \\
&\stackrel{(iv)}{\leq} \alpha + O(1/m) + O(m\gamma_{0n}) + O(m^2/|\mathcal{G}_n|) + P(\Delta_n^* > \Lambda_n^*).
\end{aligned} \tag{32}$$

Here, (i) follows from (4); (ii) follows from Lemma 4 and the definition of  $\Delta_n^*$ ; in (iii) we used the indicator identity  $\mathbb{1}\{t > c-d\} \leq \mathbb{1}\{t > c-\lambda\} + \mathbb{1}\{d > \lambda\}$ ; (iv) follows from Lemma 3. Now, Lemma 8, Assumption (A2) and Condition (C1) are together sufficient to guarantee  $P(\Delta_n^* > \Lambda_n^*) = o(1)$ , as desired.  $\square$

**Theorem (2).** *Suppose that Assumptions (A1)-(A3) hold for model (1) with  $\mathcal{G}_n$  as the inferential primitive. Then, under Condition (C1), and for any  $n > 0$ ,*

$$\mathbb{E}(\phi_n) \leq \alpha + O(1/m) + O(m\gamma_{0n}) + O(m^2/|\mathcal{G}_n|) + A(\gamma, m) \cdot O(\zeta_n^{2\gamma/(2+\gamma)}),$$

whenever the null hypothesis holds. Here,  $A(\gamma, m) = 8(1 + \gamma)m^{(4+\gamma)/(2+\gamma)} = O(m^2)$ .

*Proof.* In this setting,

$$\begin{aligned}
P\{T_n > c_\alpha(S_{n,\hat{\epsilon}})\} &\stackrel{(i)}{\leq} \alpha + O(1/m) + O(m\gamma_{0n}) + O(m^2/|\mathcal{G}_n|) + P(\Delta_n^* > \Lambda_n^*) \\
&\stackrel{(ii)}{\leq} \alpha + O(1/m) + O(m\gamma_{0n}) + O(m^2/|\mathcal{G}_n|) + A(\gamma, m)O(\zeta_n^{2\gamma/(2+\gamma)})
\end{aligned}$$

where (i) follows from result (iii) in (32); and (ii) follows from Lemma 8 under Assumption (A3).  $\square$

**Theorem (3).** *Suppose that Assumptions (A1)-(A2) and Condition (C1) hold for model (1). Consider a sequence of alternatives,  $H_1 : T_n = t_n(\epsilon) + \tau_n$ , and let  $\sigma_n^2 = \mathbb{E}[t_n^2(\epsilon)]$ .*

(3i.) *Procedure 1 has asymptotic power one against any sequence satisfying  $\tau_n/\sigma_n \rightarrow \infty$ .*

(3ii.) Suppose, in addition, that (A3) holds, and there exists a nondecreasing function  $q : \mathbb{R}^+ \rightarrow \mathbb{R}^+$  such that  $F_{\bar{\Lambda}_n}(l) - F_{\bar{\Lambda}_n}(-l) \geq 1 - e^{-q(l)}$ , for any  $l > 0$ . Then, for any  $n > 0$ ,

$$\mathbb{E}(\phi_n) \geq 1 - O(m^2)e^{-q(\tau_n/2\sqrt{2}\sigma_n)} - A(\gamma, m) \cdot O(\zeta_n^{2\gamma/(2+\gamma)}).$$

The expression for the two-sided test uses  $|\tau_n|/\sigma_n$ , but is otherwise identical.

*Proof.* Let  $\Xi_n^*$  denote the range of  $S_{n,\varepsilon} = \{t_n(\varepsilon)\} \cup \{t_n(G_r\varepsilon)\}$ , i.e., the difference between the maximum and minimum of the randomization values of the idealized test. Then, for any  $\alpha' \in [0, 1]$ ,  $n > 0$ , it holds

$$\mathbb{1}\{t_n(\varepsilon) \geq c_{n,\alpha'}(S_{n,\varepsilon}) - \Xi_n^*\} = 1. \quad (33)$$

By definition,  $\Xi_n^* \geq \Lambda_n^*$  with equality only in the extreme case where  $\Xi_n^* = \Lambda_n^* = 0$ , that is, all randomization values in  $S_{n,\varepsilon}$  are identical. Then,

$$\begin{aligned} P(\Delta_n^* \geq \Xi_n^*) &\leq P(\Delta_n^* > \Lambda_n^*) + P(\Lambda_n^* = \Xi_n^*) = P(\Delta_n^* > \Lambda_n^*) + P(\Lambda_n^* = 0) \\ &\stackrel{(i)}{=} P(\Delta_n^* > \Lambda_n^*) + O(m^2)(\gamma_{0n} + 1/|\mathcal{G}_n|) \\ &\stackrel{(ii)}{=} O(m^2)(\gamma_{0n} + 1/|\mathcal{G}_n|) + A(\gamma, m) \cdot O(\zeta_n^{2\gamma/(2+\gamma)}) \end{aligned} \quad (34)$$

where (i) follows (21) and Lemma 6, and (ii) follows from Lemma 8. Moreover, for any  $\tau > 0$ , the event  $\Xi_n^* > \tau/2$  implies that there exists a pair in  $S_{n,\varepsilon}$  for which the difference is bigger than  $\tau/2$ , that is,

$$\{\Xi_n^* > \tau/2\} \subseteq \bigcup_{r \neq r'} \{|t_n(G_r\varepsilon) - t_n(G_{r'}\varepsilon)| > \tau/2\} \bigcup_r \{|t_n(G_r\varepsilon) - t_n(\varepsilon)| > \tau/2\}.$$

$$\begin{aligned} P(\Xi_n^* > \tau/2) &\leq \sum_{r \neq r'} P(|t_n(G_r\varepsilon) - t_n(G_{r'}\varepsilon)| > \tau/2) + \sum_r P(|t_n(G_r\varepsilon) - t_n(\varepsilon)| > \tau/2) \\ &\stackrel{(i)}{\leq} \sum_{r \neq r'} P(|\Lambda_n| > \tau/2) + \sum_r P(|\Lambda_n| > \tau/2) \\ &= O(m^2)P(|\Lambda_n| > \tau/2). \end{aligned} \quad (35)$$

Here, (i) follows from i.i.d.  $G_r$  and invariance (2). Note that the invariance (2) implies  $\sigma_{\Lambda_n}^2 = \mathbb{E}(\Lambda_n^2) = \mathbb{E}[(t_n(G_1\varepsilon) - t_n(G_2\varepsilon))^2] = 2\mathbb{E}[t_n^2(G\varepsilon)] - 2[\mathbb{E}(t_n(G\varepsilon))]^2 = 2\text{var}(t_n(G\varepsilon)) = 2\text{var}(t_n(\varepsilon)) = 2\sigma_n^2$ . Thus,

$$P(\Xi_n^* > \tau/2) = O(m^2)P(|\Lambda_n| > \tau/2) \leq O(m^2)\frac{4\mathbb{E}(\Lambda_n^2)}{\tau^2} = O(m^2)\frac{\sigma_n^2}{\tau^2}, \quad (36)$$

from Chebyshev's inequality whenever  $\tau > 0$

Let  $S_{n,\varepsilon}^\tau = \{t_n(\varepsilon) + \tau\} \cup \{t_n(G_r\varepsilon)\}$  denote the randomized values under the alternative. We claim that

$$c_{n,\alpha}(S_{n,\varepsilon}^\tau) \leq c_{n,\alpha^-}(S_{n,\varepsilon}) \quad (37)$$

for a specific value of  $\alpha^- \in [0, 1)$ . That is, the critical value under  $S_{n,\varepsilon}^\tau$  is still some critical value within  $S_{n,\varepsilon}$ . Intuitively, this is true since the critical value of some  $S$  remains robust to a ‘‘contamination’’ of just one single value in  $S$ . Formally, since the critical value on set  $S$  is an ordered statistic of  $S$ , it follows that

$c_{n,\alpha}(S_{n,\varepsilon}^\tau) \neq c_{n,\alpha}(S_{n,\varepsilon})$  only when

$$t_n(\varepsilon) \leq c_{n,\alpha}(S_{n,\varepsilon}), \text{ and } t_n(\varepsilon) + \tau > c_{n,\alpha}(S_{n,\varepsilon}).$$

This implies that  $c_{n,\alpha}(S_{n,\varepsilon}^\tau)$  is at most the ordered statistic that is just larger than  $c_{n,\alpha}(S_{n,\varepsilon})$  within  $S_{n,\varepsilon}$ . Let  $R_n$  be the multiplicity of test statistic values on this ordered statistic. Then, the new critical value satisfies

$$c_{n,\alpha}(S_{n,\varepsilon}^\tau) \leq c_{n,\alpha}(S_{n,\varepsilon}) + R_n/(m+1) = c_{n,\alpha^-}(S_{n,\varepsilon}), \quad (38)$$

by setting  $\alpha^- = \alpha - R_n/(m+1)$ , thus satisfying (37). In fact, the analysis in Lemma 3 shows that  $R_n = 1 + o_P(1)$  and so  $\alpha^- = \alpha - O(1/m) + o_P(1/m) \in (0, 1)$  for large enough  $m$ .

Under the alternative hypothesis,  $T_n = t_n(\varepsilon) + \tau$  for some  $\tau > 0$ , and so

$$\begin{aligned} \mathbb{1}\{T_n > c_{n,\alpha}(S_{n,\varepsilon})\} &\stackrel{(i)}{\geq} \mathbb{1}\{T_n > c_{n,\alpha}(S_{n,\varepsilon}^\tau) + \Delta_n^*\} \\ &\stackrel{(ii)}{\geq} \mathbb{1}\{T_n > c_{n,\alpha^-}(S_{n,\varepsilon}) + \Delta_n^*\} \\ &\stackrel{(iii)}{=} \mathbb{1}\{t_n(\varepsilon) > c_{n,\alpha^-}(S_{n,\varepsilon}) + \Delta_n^* - \tau\} \\ &= \mathbb{1}\{t_n(\varepsilon) > c_{n,\alpha^-}(S_{n,\varepsilon}) - \Xi_n^* + \Delta_n^* - \tau + \Xi_n^*\} \\ &\stackrel{(iv)}{\geq} \mathbb{1}\{t_n(\varepsilon) \geq c_{n,\alpha^-}(S_{n,\varepsilon}) - \Xi_n^*\} \cdot \mathbb{1}\{\Delta_n^* + \Xi_n^* < \tau\} \\ &\stackrel{(v)}{=} \mathbb{1}\{\Delta_n^* + \Xi_n^* < \tau\} \\ &\stackrel{(vi)}{\geq} \mathbb{1}\{2\Xi_n^* \leq \tau\} - \mathbb{1}\{\Delta_n \geq \Xi_n^*\} \\ P\{T_n > c_{n,\alpha}(S_{n,\varepsilon})\} &\geq P(\Xi_n^* \leq \tau/2) - P(\Delta_n \geq \Xi_n^*) \\ &\stackrel{(vii)}{\geq} 1 - O(m^2) \frac{\sigma_n^2}{\tau^2} - O(m^2)(\gamma_{0n} + 1/|\mathcal{G}_n|) - A(\gamma, m) \cdot O(\zeta_n^{2\gamma/(2+\gamma)}). \end{aligned} \quad (39)$$

In the above derivations, result (i) follows from the same argument as in derivation (i) of (32); (ii) follows from (37); (iii) follows from the alternative hypothesis; (iv) follows from the indicator identity  $\mathbb{1}\{a > b\} \geq \mathbb{1}\{a \geq 0\} \mathbb{1}\{b < 0\}$ , by setting  $a = t_n(\varepsilon) - c_{n,\alpha^-}(S_{n,\varepsilon}) + \Xi_n^*$  and  $b = \Delta_n^* + \Xi_n^* - \tau$ ; result (v) follows from (33); (vi) follows from indicator identity  $\mathbb{1}\{d + \xi < \tau\} + \mathbb{1}\{d \geq \xi\} \geq \mathbb{1}\{2\xi \leq \tau\}$ ; finally, (vii) follows from (36) combined with (34).

We see that the test has power one asymptotically for a sequence of alternatives  $\sigma_n/\tau \rightarrow 0$  and  $\tau > 0$ . Under the cdf lower bound in the theorem, (36) can be further analyzed as

$$\begin{aligned} P(\Xi_n^* > \tau/2) &= O(m^2)P(|\Lambda_n| > \tau/2) = O(m^2)P(|\Lambda_n|/\sigma_{\Lambda_n} > \tau/2\sigma_{\Lambda_n}) \\ &= O(m^2)\{1 - [F_{\bar{\Lambda}_n}(\tau/2\sigma_{\Lambda_n}) - F_{\bar{\Lambda}_n}(-\tau/2\sigma_{\Lambda_n})]\} \\ &= O(m^2)e^{-q(\tau/2\sigma_{\Lambda_n})} = O(m^2)e^{-q(\tau/2\sqrt{2}\sigma_n)}. \end{aligned} \quad (40)$$

We can now plug-in this bound in the last step of (39) to get a lower bound for the power. □

### B.3 Simulation on $\gamma$ parameter

In this simulation, we numerically estimate  $\gamma$  in Assumption (A3). We set  $p = 5$ ,  $n = 5,000$  and estimate  $\gamma$  over 50,000 samples of  $\varepsilon$  conditional on  $X$ , and over 50 replications.

$X$	$\varepsilon$	$\gamma$
N(0,1)	N(0,1)	1.015
	Weibull(0.5)	1.027
	Cauchy	0.337
Weibull(0.5)	N(0,1)	1.019
	Weibull	1.016
	Cauchy	0.344

## C Proofs of Theorems 4-9

### C.1 Notation and Preliminaries

For a set  $S \subseteq \{1, \dots, n\}$  let  $\mathbf{1}_S \in \mathbb{R}^n$  denote the binary vector that is equal to one at  $i$ -th element only if  $i \in S$ , and is zero otherwise. We will use  $\mathbf{1}_i$  as a shorthand for  $\mathbf{1}_{\{i\}}$ .  $\mathbf{U} = \mathbf{1}\mathbf{1}'$  will denote the  $n \times n$  matrix of ones, and  $\mathbf{I} = \sum_{i=1}^n \mathbf{1}_i \mathbf{1}_i'$  is the  $n \times n$  identity matrix. We will use subscripts on these matrices as necessary when the dimension is different than  $n$ . We also use  $\lambda_i(A)$  to denote the  $i$ -th eigenvalue of a positive-definite matrix  $A$ , and  $\lambda_{\max}(A)$  and  $\lambda_{\min}(A)$  for the maximum and minimum eigenvalues, respectively. The condition number of  $A$  is  $\kappa_n(A) = \lambda_{\max}(A)/\lambda_{\min}(A)$ . We will use boldface  $\mathbf{A}$  mainly to emphasize that a matrix is positive-definite —usually a variance-covariance matrix—, i.e.,  $\lambda_{\min}(\mathbf{A}) > 0$ .

For a positive definite matrix  $A \in \mathbb{R}^{n \times n}$ , the following result will be useful:

$$\|A\|_F^2 \leq n\lambda_{\max}^2(A). \quad (41)$$

For a quick proof, note that  $\lambda_{\max}^2(A)$  is the maximum eigenvalue of  $A^\top A$ . Thus,  $\|A\|_F^2 = \text{tr}(A^\top A) = \sum_{i=1}^n \mathbf{1}_i'(A^\top A)\mathbf{1}_i \leq \lambda_{\max}^2(A) \sum_i \|\mathbf{1}_i\|^2 = n\lambda_{\max}^2(A)$ . Moreover,

$$\text{tr}(A) = \sum_{i=1}^n \lambda_i(A) \leq n\lambda_{\max}(A). \quad (42)$$

A useful corollary is

$$\text{tr}(X^\top X) \text{tr}\{(X^\top X)^{-1}\} \leq p^2 \lambda_{\max}(X^\top X) / \lambda_{\min}(X^\top X) = p^2 \kappa_n, \quad (43)$$

where  $\kappa_n$  denotes the condition number of  $X^\top X$ . We will use  $x_{.j} \in \mathbb{R}^n$  to denote the  $j$ -th column of  $X$ , and  $x_i$  to denote the  $i$ -th row of  $X$ . We will sometimes write  $X$  in column form as  $X = [x_{.1}; \dots; x_{.p}]$ . For the linear model (15), we let

$$Q_x = (X^\top X)^{-1} X^\top, \quad (44)$$

where  $Q_x$  is the  $p \times p$  matrix such that  $\hat{\beta} = Q_x y = \beta + Q_x \varepsilon$ , and  $t_n(\varepsilon) = a' Q_x \varepsilon$ . The following property of  $Q_x$  will be useful:

$$Q_x Q_x^\top = (X^\top X)^{-1}. \quad (45)$$

Moreover, since the first column of  $X$  is ones, it holds  $X\mathbf{1}_1 = \mathbf{1}$  and so  $(X^\top X)^{-1} X^\top \mathbf{1} = \mathbf{1}_1$ . This implies

$$Q_x \mathbf{U} Q_x^\top = \mathbf{1}_1 \mathbf{1}_1'. \quad (46)$$

We also let  $\mathbf{H}_x = X(X^\top X)^{-1} X^\top = X Q_x$  denote the “hat matrix” for which  $\hat{y} = X(\hat{\beta}_n - \beta) = X Q_x \varepsilon = \mathbf{H}_x \varepsilon$ . This matrix has the following useful properties:

$$\begin{aligned} \mathbf{H}_x^\top &= \mathbf{H}_x, \text{ and } \mathbf{H}_x \mathbf{H}_x^\top = \mathbf{H}_x, \\ \text{tr}(\mathbf{H}_x) &= \text{tr}\{X(X^\top X)^{-1} X^\top\} = \text{tr}\{(X^\top X)^{-1} X^\top X\} = \text{tr}(\mathbf{I}_{p \times p}) = p, \\ \mathbf{H}_x \mathbf{U} &= X Q_x \mathbf{1}\mathbf{1}' = X \mathbf{1}_1 \mathbf{1}_1' = \mathbf{1}\mathbf{1}' = \mathbf{U}, \\ \|\mathbf{H}_x z\|^2 &= z'(\mathbf{H}_x^\top \mathbf{H}_x)z = z' \mathbf{H}_x z \leq \lambda_{\max}(\mathbf{H}_x) \|z\|^2 \leq \text{tr}(\mathbf{H}_x) \|z\|^2 = p \|z\|^2, \quad z \in \mathbb{R}^n. \end{aligned} \quad (47)$$

For the restricted OLS estimator we will use the matrix

$$\mathbf{H}_x^o = X(\mathbf{I} - \mathbf{S}aa'/a'\mathbf{S}a)Q_x = \mathbf{H}_x - X\mathbf{S}aa'\mathbf{S}X^\top/(a'\mathbf{S}a), \quad (48)$$

where  $\mathbf{S} = (X^\top X)^{-1}$ . Note that  $\mathbf{S}$  is positive definite by Assumption (A1). This is still a projection matrix since the following properties hold:

$$\begin{aligned} (\mathbf{H}_x^o)^\top &= \mathbf{H}_x^o, \text{ and } \mathbf{H}_x^o(\mathbf{H}_x^o)^\top = \mathbf{H}_x^o, \\ \text{tr}(\mathbf{H}_x^o) &= \text{tr}(\mathbf{H}_x) - \text{tr}(X\mathbf{S}aa'\mathbf{S}X^\top/a'\mathbf{S}a) = p - \text{tr}(a'\mathbf{S}X^\top X\mathbf{S}a)/a'\mathbf{S}a = p - 1, \\ \mathbf{H}_x^o\mathbf{U} &= \mathbf{H}_x\mathbf{U} - X\mathbf{S}aa'\mathbf{S}X^\top\mathbf{1}\mathbf{1}'/(a'\mathbf{S}a) = \mathbf{U} - a_1X\mathbf{S}a\mathbf{1}'/a'\mathbf{S}a. \end{aligned} \quad (49)$$

The following two lemmas will be used to prove condition (C1) in the linear model.

**Lemma 9.** *Let  $G \sim \text{Unif}(\mathcal{G}_n)$  and  $\mathbf{V}_\varepsilon = \mathbb{E}(\varepsilon\varepsilon')$ . Suppose that the test statistic is such that  $\mathbb{E}[t_n(G\varepsilon)|\varepsilon] = 0$ . Then, in the linear model (15), Condition (C1) can be upper-bounded as follows*

$$\zeta_n^2 = \frac{\mathbb{E}(\Delta_n^2)}{\mathbb{E}(\Lambda_n^2)} \leq p \cdot \kappa(Q_x\mathbf{V}_\varepsilon Q_x^\top) \text{tr}(Q_x\mathbf{V}_x Q_x^\top), \quad (50)$$

where  $\mathbf{V}_x = \sum_{j=1}^p \mathbf{V}(x_{.j})$  with  $\mathbf{V} : \mathbb{R}^n \rightarrow \mathbb{R}^{n \times n}$  defined as  $\mathbf{V}(z) = \mathbb{E}(Gzz'G^\top)$ . The same bound can be used for both regular and restricted OLS residuals.

*Proof.* In the linear model,  $\hat{\beta}_n - \beta = Q_x\varepsilon$  and so by definition (1) we obtain

$$\Delta_n = a'Q_xG(\hat{\varepsilon} - \varepsilon) = -a'Q_xGX(\hat{\beta}_n - \beta) = -a'Q_xGXQ_x\varepsilon.$$

Thus,

$$\begin{aligned} \Delta_n^2 &= \|a'Q_xGX(\hat{\beta}_n - \beta)\|^2 \leq \|Q_xGX\|^2 \|\hat{\beta}_n - \beta\|^2 \leq \|Q_xGX\|^2 \cdot \|Q_x\varepsilon\|^2 \\ \mathbb{E}(\Delta_n^2) &\stackrel{(i)}{\leq} \mathbb{E}(\|Q_xGX\|^2) \cdot \text{tr}(Q_x\mathbb{E}(\varepsilon\varepsilon')Q_x^\top) = \mathbb{E}(\|Q_xGX\|^2) \cdot \text{tr}(Q_x\mathbf{V}_\varepsilon Q_x^\top) = p\mathbb{E}(\|Q_xGX\|^2) \cdot \lambda_{\max}(Q_x\mathbf{V}_\varepsilon Q_x^\top). \end{aligned} \quad (51)$$

Here, (i) follows from independence of  $G$  and  $\varepsilon$ . Moreover,

$$\mathbb{E}(\|Q_xGX\|_F^2) = \sum_{j=1}^p \mathbb{E}(\|Q_xGx_{.j}\|^2) = \sum_j \text{tr}(Q_x\mathbb{E}(Gx_{.j}x_{.j}'G^\top)Q_x^\top) = \sum_j \text{tr}(Q_xV(x_{.j})Q_x^\top) = \text{tr}(Q_x\mathbf{V}_x Q_x^\top). \quad (52)$$

Using  $G_1, G_2 \sim \text{Unif}(\mathcal{G}_n)$ , we then obtain for  $\Lambda_n$ :

$$\begin{aligned} \mathbb{E}(\Lambda_n^2) &= \mathbb{E}\{[t_n(G_1\varepsilon) - t_n(G_2\varepsilon)]^2\} \stackrel{(i)}{=} 2\mathbb{E}\{[t_n(G\varepsilon)]^2\} - 2\mathbb{E}[t_n(G_1\varepsilon)t_n(G_2\varepsilon)] \\ &\stackrel{(ii)}{=} 2\mathbb{E}\{[t_n(\varepsilon)]^2\} - 2\mathbb{E}\{[\mathbb{E}(t_n(G\varepsilon)|\varepsilon)]^2\} \stackrel{(iii)}{=} 2\mathbb{E}\{[t_n(\varepsilon)]^2\} \\ &\stackrel{(iv)}{=} 2a'Q_x\mathbb{E}(\varepsilon\varepsilon')Q_x^\top a = 2a'Q_x\mathbf{V}_\varepsilon Q_x^\top a \\ &\stackrel{(v)}{\geq} 2\lambda_{\min}(Q_x\mathbf{V}_\varepsilon Q_x^\top). \end{aligned} \quad (53)$$

Here, (i) follows from iid-ness of  $G_1, G_2$  and (ii) follows from invariance (2); (iii) from  $\mathbb{E}[t_n(G\varepsilon)|\varepsilon] = 0$ ; (iv) follows from definition of  $t_n$ ; (v) follows from  $\|a\|^2 = 1$  and positive definiteness of  $Q_x\mathbf{V}_\varepsilon Q_x^\top$ .

Combining (51)-(53) we obtain

$$\zeta_n^2 \leq \frac{\text{tr}(Q_x \mathbf{V}_x Q_x^\top) p \lambda_{\max}(Q_x \mathbf{V}_\varepsilon Q_x^\top)}{\lambda_{\min}(Q_x \mathbf{V}_\varepsilon Q_x^\top)} \leq p \kappa(Q_x \mathbf{V}_\varepsilon Q_x^\top) \text{tr}(Q_x \mathbf{V}_x Q_x^\top). \quad (54)$$

For the OLS restricted estimator, we simply have  $\mathbb{E}(\|\hat{\beta}_n^\circ - \beta\|^2) \leq \mathbb{E}(\|\hat{\beta}_n - \beta\|^2)$  under the null hypothesis—see, e.g., (Baksalary and Pordzik, 1990, p.372); (Marshall et al., 1979, p.462). So, we can use still use (51) as an upper bound for  $\mathbb{E}[(\Delta_n^\circ)^2]$ , where  $\Delta_n^\circ = -a' Q_x G X (\hat{\beta}_n^\circ - \beta)$ .  $\square$

REMARKS ON LEMMA 9. Condition numbers are always larger than one. So, one way to use this lemma to establish Condition (C1) is to establish  $\kappa(Q_x \mathbf{V}_\varepsilon Q_x^\top) = O(1)$  and  $\text{tr}(Q_x \mathbf{V}_x Q_x^\top) = o(1)$ . These conditions are not particularly strictly. For examples, see the proofs of the theorems on the linear model that follow.  $\blacksquare$

**Lemma 10.** For  $G \in \text{Unif}(\mathcal{G}_n)$ , define  $\mathbf{V}(z) = \mathbb{E}(G z z' G^\top)$ ,  $z \in \mathbb{R}^n$ . Suppose that  $\mathbf{V}(z)$  can be written as

$$\mathbf{V}(z) = \sum_{k=1}^K h_k(z) \mathbf{A}_k,$$

where

(a)  $\mathbf{A}_k \in \mathbb{R}^{n \times n}$  are constant (parameter-free) positive-definite matrices, and

(b)  $h_k : \mathbb{R}^n \rightarrow \mathbb{R}$  with  $h_k(z) = \sum_{j=1}^K c_{kj} \cdot (z' \mathbf{A}_j z)$  for some constants  $c_{kj} \in \mathbb{R}$ .

Define the  $K \times K$  matrices  $\mathbf{T}_r = [\text{tr}(\mathbf{A}_k \mathbf{A}_j)]$ ,  $C = [c_{kj}]$  and  $\tilde{\mathbf{T}}_r = [\text{tr}(\mathbf{H}_x^\top \mathbf{A}_k \mathbf{H}_x \mathbf{A}_j)]$ , for  $k, j = 1, \dots, K$ . Let  $\mu_k = \mathbb{E}(h_k(\varepsilon))$ ,  $\tilde{\mu}_k = \mathbb{E}(h_k(\mathbf{H}_x \varepsilon))$  and  $\psi_k = a' Q_x \mathbf{A}_k Q_x^\top a \geq 0$ . Then,

$$C = \mathbf{T}_r^{-1}, \text{ and } \tilde{\mu} = C \tilde{\mathbf{T}}_r \mu.$$

Moreover, let  $\nu(\varepsilon) = \mathbb{E}(t_n(\varepsilon)|\varepsilon)$ , and suppose that there exist  $\rho_k \in \mathbb{R}$  such that

$$\mathbb{E}[\nu^2(\varepsilon)] = \sum_{k=1}^K \rho_k \mu_k \psi_k. \quad (55)$$

Then, in the linear model and the randomization test with regular OLS residuals, Condition (C1) is reduced to

$$\frac{\sum_{k=1}^K \tilde{\mu}_k \psi_k}{2 \sum_{k=1}^K (1 - \rho_k) \mu_k \psi_k} \rightarrow 0. \quad (56)$$

For the restricted OLS residuals, we just replace  $\mathbf{H}_x^\circ$  instead of  $\mathbf{H}_x$  in the definition of  $\tilde{\mathbf{T}}_r$  and  $\tilde{\mu}_k$ .

*Proof.* Using the lemma's definitions,

$$\mathbf{V}_\varepsilon = \mathbb{E}(\varepsilon \varepsilon') \stackrel{(i)}{=} \mathbb{E}(G \varepsilon \varepsilon' G^\top) = \mathbb{E}(\mathbf{V}(\varepsilon)) = \sum_{k=1}^K \mathbb{E}(h_k(\varepsilon)) \mathbf{A}_k = \sum_k \mu_k \mathbf{A}_k. \quad (57)$$

Here (i) follows from invariance (2). Additionally,

$$\mu_k = \mathbb{E}(h_k(\varepsilon)) = \sum_{j=1}^K c_{kj} \mathbb{E}(\varepsilon' \mathbf{A}_j \varepsilon) = \sum_j c_{kj} \text{tr}(\mathbf{A}_j \mathbf{V}_\varepsilon) = \sum_j c_{kj} \sum_{\ell=1}^K \mu_\ell \text{tr}(\mathbf{A}_j \mathbf{A}_\ell).$$

From this, we obtain  $\mu = C\mathbf{T}_r\mu$ , where  $\mu = (\mu_1, \dots, \mu_K)$ , and so  $C = \mathbf{T}_r^{-1}$ . Similarly, we obtain

$$\mathbb{E}(\mathbf{V}(\mathbf{H}_x\varepsilon)) = \sum_{k=1}^K \mathbb{E}(h_k(\mathbf{H}_x\varepsilon))\mathbf{A}_k = \sum_k \tilde{\mu}_k \mathbf{A}_k, \quad (58)$$

and

$$\tilde{\mu}_k = \mathbb{E}(h_k(\mathbf{H}_x\varepsilon)) = \sum_{j=1}^K c_{kj} \mathbb{E}(\varepsilon' \mathbf{H}_x^\top \mathbf{A}_j \mathbf{H}_x \varepsilon) = \sum_j c_{kj} \sum_\ell \mu_\ell \text{tr}(\mathbf{H}_x^\top \mathbf{A}_j \mathbf{H}_x \mathbf{A}_\ell),$$

from which we obtain  $\tilde{\mu} = C\tilde{\mathbf{T}}_r\mu$ .

From Lemma 9, we know that in the linear model with regular OLS residuals

$$\begin{aligned} \Delta_n^2 &= (t_n(G\hat{\varepsilon}) - t_n(G\varepsilon))^2 = [a'Q_x G(\hat{\varepsilon} - \varepsilon)]^2 \\ \Delta_n^2 &\stackrel{(i)}{=} a'Q_x G \mathbf{H}_x \varepsilon \varepsilon' \mathbf{H}_x^\top G^\top Q_x^\top a \\ \mathbb{E}(\Delta_n^2) &= a'Q_x \mathbb{E}(G \mathbf{H}_x \varepsilon \varepsilon' \mathbf{H}_x^\top G^\top) Q_x^\top a \stackrel{(ii)}{=} a'Q_x \mathbb{E}(\mathbf{V}(\mathbf{H}_x\varepsilon)) Q_x^\top a \\ &\stackrel{(iii)}{=} \sum_{k=1}^K \tilde{\mu}_k (a'Q_x \mathbf{A}_k Q_x^\top a) = \sum_k \tilde{\mu}_k \psi_k. \end{aligned} \quad (59)$$

Here, (i) uses  $\hat{\varepsilon} - \varepsilon = \mathbf{H}_x\varepsilon$  from regular OLS; (ii) follows by definition of  $\mathbf{V}(z)$ , and (iii) follows from (58). From the definition of  $\Lambda_n$  (see also Lemma 9) we also obtain

$$\begin{aligned} \mathbb{E}(\Lambda_n^2) &= 2\mathbb{E}\{[t_n(G\varepsilon)]^2\} - 2\mathbb{E}[t_n(G_1\varepsilon)t_n(G_2\varepsilon)] \stackrel{(i)}{=} 2a'Q_x \mathbf{V}_\varepsilon Q_x^\top a - 2\mathbb{E}[\nu^2(\varepsilon)] \\ &\stackrel{(ii)}{=} 2 \sum_k \mu_k \psi_k - 2 \sum_k \rho_k \mu_k \psi_k = 2 \sum_k (1 - \rho_k) \mu_k \psi_k. \end{aligned} \quad (60)$$

Here, (i) is derived in (53) of Lemma 9, and (ii) follows from (57). Condition (C1) is now reduced to

$$\zeta_n^2 = \frac{\mathbb{E}(\Delta_n^2)}{\mathbb{E}(\Lambda_n^2)} = \frac{\sum_k \tilde{\mu}_k \psi_k}{2 \sum_k (1 - \rho_k) \mu_k \psi_k} \rightarrow 0.$$

For restricted OLS residuals, can be reduced in a similar way by using  $\mathbf{H}_x^\circ$  instead of  $\mathbf{H}_x$ .  $\square$

REMARKS ON LEMMA 10. (a) Intuitively, the matrix-valued function  $\mathbf{V}(z) = \mathbb{E}(Gzz'G^\top)$  in the lemma describes the covariance structure induced by invariance  $\mathcal{G}_n$  on a vector  $z$ . The lemma exploits a representation property of  $\mathbf{V}(z)$  using a basis  $\{\mathbf{A}_1, \dots, \mathbf{A}_K\}$  of fixed matrices. Such representations are in fact common in our framework of structured inference.

(b) This lemma provides tighter bounds than Lemma 9, but it is generally harder to apply. We will make some comparisons between the two lemmas in the proofs that follow.

(c) The lemma can be adapted to settings where there are multiple error invariances. Suppose, for example, that we have two invariants,  $\mathcal{G}_n^1$  and  $\mathcal{G}_n^2$ , and that  $\mathbb{E}[t_n(\varepsilon)] = 0$ . Then,

$$\frac{\sum_k \tilde{\mu}_k \psi_k^*}{\sum_k \mu_k \psi_k^*} \rightarrow 0$$

is a sufficient condition for asymptotic validity, where  $\psi_k^* = a'Q_x \mathbf{A}_k^* Q_x^\top a$ ,  $\mathbf{A}_k^* = \mathbb{E}(G_1 \mathbf{A}_k G_1^\top)$ ,  $G_1 \sim \text{Unif}(\mathcal{G}_n^1)$ , and  $\mathbf{A}_k, \mu_k, \tilde{\mu}_k$  are defined as in the lemma with respect to  $\mathcal{G}_n^2$ . One sufficient condition is therefore that  $\psi_k^* = \Theta(\psi_k)$  for each  $k$ , which involves condition on the eigenvalues of  $\mathbf{A}_k^*$  and  $\mathbf{A}_k$ . For an illustration, see the remarks in the proof of Theorem 6.  $\blacksquare$



## C.2 Proofs of Theorems

**Theorem (4).** For the linear model (15) let  $\varepsilon \stackrel{d}{=} g\varepsilon \mid X$  for all  $g \in \mathcal{G}_n^p$  and  $X \in \mathbb{X}^{(n)}$ ,  $n > 0$ , such that Assumptions (A1)-(A2) are satisfied. Suppose also that

- (4i)  $p/n = o(1)$  and  $a_1 = 0$ ; or
- (4ii)  $p/n = o(1)$  and  $\bar{\varepsilon} = 0$  w.p. 1.

Then, Condition (C1) is satisfied under regular OLS residuals, and the resulting residual randomization test in Procedure 1 is asymptotically valid. With restricted OLS residuals, (4ii) is also sufficient for asymptotic validity.

*Proof.* In this setting,  $G \sim \text{Unif}(\mathcal{G}_n)$  is equivalent to  $G = \sum_{i=1}^n \mathbf{1}_{\pi(i)} \mathbf{1}'_i$  where  $\pi$  is a random permutation from the set  $\Pi_n$ . Then,

$$\begin{aligned} \mathbb{E}(\mathbf{1}_{\pi(i)}) &= (1/n)\mathbf{1}, \text{ and so } \mathbb{E}(G) = (1/n)\mathbf{1} \sum_i \mathbf{1}'_i = \mathbf{U}/n; \\ \mathbb{E}(\mathbf{1}_{\pi(i)} \mathbf{1}'_{\pi(i)}) &= (1/n) \sum_{i=1}^n \mathbf{1}_i \mathbf{1}'_i = (1/n)\mathbf{I}, \\ \mathbb{E}(\mathbf{1}_{\pi(i)} \mathbf{1}'_{\pi(j)} \mid i \neq j) &= \mathbb{E}[\mathbf{1}_{\pi(i)} \mathbb{E}(\mathbf{1}'_{\pi(j)} \mid \pi(i), i \neq j) \mid i \neq j] \\ &= \mathbb{E}[\mathbf{1}_{\pi(i)} (\mathbf{1} - \mathbf{1}_{\pi(i)})' / (n-1) \mid i \neq j] = (\mathbf{U} - \mathbf{I}) / n(n-1). \end{aligned} \quad (61)$$

For the covariance matrix function,

$$\begin{aligned} \mathbf{V}(z) &= \mathbb{E}(Gz z' G^\top) = \mathbb{E}\left\{ \left( \sum_{i=1}^n \mathbf{1}_{\pi(i)} \mathbf{1}'_i \right) z z' \left( \sum_{j=1}^n \mathbf{1}_j \mathbf{1}'_{\pi(j)} \right) \right\} \\ &= \sum_{i,j} z_i z_j \mathbb{E}(\mathbf{1}_{\pi(i)} \mathbf{1}'_{\pi(j)}) = \sum_{i=1}^n z_i^2 \mathbb{E}(\mathbf{1}_{\pi(i)} \mathbf{1}'_{\pi(i)}) + \sum_{i \neq j} z_i z_j \mathbb{E}(\mathbf{1}_{\pi(i)} \mathbf{1}'_{\pi(j)}) \\ &\stackrel{(ii)}{=} (||z||^2/n)\mathbf{I} + [n^2(\bar{z})^2 - ||z||^2](\mathbf{U} - \mathbf{I})/n(n-1) \\ &= s^2(z)(\mathbf{I} - \mathbf{U}/n) + (\bar{z})^2 \mathbf{U}, \end{aligned} \quad (62)$$

where  $s^2(z) = [||z||^2 - n(\bar{z})^2]/(n-1)$  is the ‘‘sample variance’’ in vector  $z$ . Thus, using the notation of Lemma 10,  $\mathbf{V}(z)$  can be represented through the following basis ( $K = 2$ ):

$$\begin{aligned} \mathbf{A}_1 &= (\mathbf{I} - \mathbf{U}/n), \quad \mathbf{A}_2 = \mathbf{U}, \\ h_1(z) &= s^2(z) = [1/(n-1)]z' \mathbf{A}_1 z, \quad h_2(z) = (\bar{z})^2 = (1/n^2)z' \mathbf{A}_2 z. \end{aligned} \quad (63)$$

Next, we calculate the matrices  $C, \mathbf{T}_r$ :

$$\begin{aligned} \text{tr}(\mathbf{A}_1 \mathbf{A}_1) &= \text{tr}(\mathbf{I} - \mathbf{U}/n - \mathbf{U}/n + \mathbf{U}^2/n^2) = \text{tr}(\mathbf{I} - \mathbf{U}/n) = n-1. \\ \text{tr}(\mathbf{A}_1 \mathbf{A}_2) &= \text{tr}(\mathbf{A}_2 \mathbf{A}_1) = \text{tr}(\mathbf{U} - \mathbf{U}^2/n) = 0. \\ \text{tr}(\mathbf{A}_2 \mathbf{A}_2) &= \text{tr}(\mathbf{U}^2) = \text{tr}(n\mathbf{U}) = n^2. \end{aligned} \quad (64)$$

Thus,

$$C = \mathbf{T}_r^{-1} = \begin{bmatrix} 1/(n-1) & 0 \\ 0 & 1/n^2 \end{bmatrix}.$$

The same values for  $C$  can be obtained through the coefficients of  $h_1, h_2$  in (63).

For  $\tilde{\mathbf{T}}_r$  we use the properties  $\mathbf{H}_x^\top \mathbf{H}_x = \mathbf{H}_x$ ,  $\text{tr}(\mathbf{H}_x) = p$  and  $\mathbf{H}_x \mathbf{U} = \mathbf{U}$ , proved in (47) to obtain

$$\begin{aligned} \text{tr}(\mathbf{H}_x^\top \mathbf{A}_1 \mathbf{H}_x \mathbf{A}_1) &= \text{tr}(\mathbf{H}_x^\top \mathbf{H}_x) - \text{tr}(\mathbf{H}_x^\top \mathbf{H}_x \mathbf{U}/n) - \text{tr}(\mathbf{H}_x^\top \mathbf{U} \mathbf{H}_x/n) + \text{tr}(\mathbf{H}_x^\top \mathbf{U} \mathbf{H}_x \mathbf{U})/n^2 \\ &= \text{tr}(\mathbf{H}_x) - \text{tr}(\mathbf{U}/n) - \text{tr}(\mathbf{U}/n) + \text{tr}(\mathbf{U}^2)/n^2 = p - 1. \\ \text{tr}(\mathbf{H}_x^\top \mathbf{A}_1 \mathbf{H}_x \mathbf{A}_2) &= \text{tr}(\mathbf{H}_x^\top \mathbf{A}_2 \mathbf{H}_x \mathbf{A}_1) \stackrel{(i)}{=} \text{tr}(\mathbf{H}_x^\top (\mathbf{I} - \mathbf{U}/n) \mathbf{H}_x \mathbf{U}) = \text{tr}(\mathbf{U}) - \text{tr}(\mathbf{U}^2/n) = 0. \\ \text{tr}(\mathbf{H}_x^\top \mathbf{A}_2 \mathbf{H}_x \mathbf{A}_2) &= \text{tr}(\mathbf{H}_x \mathbf{U} \mathbf{H}_x \mathbf{U}) = \text{tr}(\mathbf{U}^2) = n^2. \end{aligned} \quad (65)$$

From Lemma 10,

$$\tilde{\boldsymbol{\mu}} = \mathbf{T}_r^{-1} \tilde{\mathbf{T}}_r \boldsymbol{\mu} = \begin{bmatrix} 1/(n-1) & 0 \\ 0 & 1/n^2 \end{bmatrix} \begin{bmatrix} p-1 & 0 \\ 0 & n^2 \end{bmatrix} \boldsymbol{\mu},$$

and so  $\tilde{\mu}_1 = (p-1)\mu_1/(n-1)$  and  $\tilde{\mu}_2 = \mu_2$ , where  $\mu_1 = \mathbb{E}[h_1(\varepsilon)] = \mathbb{E}[s^2(\varepsilon)]$  and  $\mu_2 = \mathbb{E}[h_2(\varepsilon)] = \mathbb{E}[(\bar{\varepsilon})^2]$  are two error moments which exist by Assumption (A1). Moreover,

$$\begin{aligned} \psi_1 &= a' Q_x (\mathbf{I} - \mathbf{U}/n) Q_x^\top a \stackrel{(i)}{=} (a' \mathbf{S} a - a_1^2/n), \\ \psi_2 &\stackrel{(ii)}{=} a' Q_x \mathbf{U} Q_x^\top a = a_1^2, \end{aligned} \quad (66)$$

where (i) follows from (45) and (46), and (ii) from (46).

For the conditional mean we obtain  $\nu(\varepsilon) = \mathbb{E}[t_n(G\varepsilon)|\varepsilon] = a' Q_x \mathbb{E}(G)\varepsilon \stackrel{(i)}{=} \bar{\varepsilon}(a' Q_x \mathbf{1}) \stackrel{(ii)}{=} a_1 \bar{\varepsilon}$ , where (i) follows from (61) and (ii) from (46). This implies that

$$\mathbb{E}[\nu^2(\varepsilon)] = \mathbb{E}[(\bar{\varepsilon})^2] a_1^2 = \mu_2 \psi_2, \quad (67)$$

and so  $\rho_1 = 0, \rho_2 = 1$  in (55).

By Lemma 10, the necessary and sufficient condition for asymptotic validity involves the ratio

$$\frac{\sum_k \tilde{\mu}_k \psi_k}{2 \sum_k (1 - \rho_k) \mu_k \psi_k} = \frac{\mu_1 \psi_1 (p-1)/(n-1) + a_1^2 \mu_2}{2 \mu_1 \psi_1}. \quad (68)$$

We now prove the theorem using the conditions in its statement:

1.  $p/n = o(1)$  and  $a_1 = 0$ : In this case,  $\psi_1 = a' \mathbf{S} a > 0$  by Assumption (A1). Moreover,  $s^2(\varepsilon) \neq 0$ . If not, then  $\varepsilon = \varepsilon_0 \mathbf{1}$  for some scalar  $\varepsilon_0$ , and so  $t_n(g\varepsilon) = t_n(\varepsilon_0 g \mathbf{1}) = t_n(\varepsilon_0 \mathbf{1}) = t_n(\varepsilon)$ , for any permutation  $g$ , thus violating Assumption (A2). Hence,  $\mu_1 = \mathbb{E}[s^2(\varepsilon)] \neq 0$ , and the ratio in (68) simplifies to  $O(p/n) = o(1)$ .
2.  $s^2(\varepsilon) \neq 0, p/n = o(1)$  and  $\bar{\varepsilon} = 0$  w.p. 1: In this case,  $\mu_2 = \mathbb{E}[(\bar{\varepsilon})^2] = 0$ , and  $\mu_1 \neq 0$  as before. It is also impossible to have  $\psi_1 = 0$  because this would imply  $\Delta_n^2 = 0$  and  $\Lambda_n^2 = 0$  w.p.1, following from (59) and (60). That is, the function  $t_n(\cdot)$  would take identical values, and so Assumption (A2) would be violated. Hence, the ratio again reduces to  $O(p/n) = o(1)$ .

The ratio is therefore  $o(1)$  under the conditions of the theorem. Then, Lemma 10 implies that Condition (C1) is satisfied, and the residual randomization test using regular OLS residuals is valid in the limit.

Next, we consider the test using the restricted OLS residuals. To do so, we re-derive the above conditions using  $\mathbf{H}_x^o$  instead of  $\mathbf{H}_x$ . Let  $\psi_0 = a_1^2/(a' \mathbf{S} a) = \psi_2/(\psi_1 + \psi_2/n)$ , and  $\mathbf{B} = (\psi_0/a_1) \mathbf{S} \mathbf{X} a \mathbf{1}'$ . Then, (49) implies

that

$$\mathbf{H}_x^\circ \mathbf{U} = \mathbf{U} - \mathbf{B} \Rightarrow \text{tr}(\mathbf{H}_x^\circ \mathbf{U}) = n - \text{tr}(\mathbf{B}) = n - (\psi_0/a_1)\text{tr}(a\mathbf{1}'\mathbf{S}X^\top) \stackrel{(i)}{=} n - (\psi_0/a_1)\text{tr}(a\mathbf{1}'_1) = n - \psi_0. \quad (69)$$

Here, (i) follows from (46). Moreover,

$$\begin{aligned} \text{tr}(\mathbf{H}_x^\circ \mathbf{U} \mathbf{H}_x^\circ \mathbf{U}) &= \text{tr}\{(\mathbf{U} - \mathbf{B})^2\} = \text{tr}(\mathbf{U}^2) - 2\text{tr}(\mathbf{B}\mathbf{U}) + \text{tr}(\mathbf{B}^2) \\ &\stackrel{(i)}{=} n^2 - 2n\text{tr}(\mathbf{B}) + \psi_0\text{tr}(\mathbf{B}) \stackrel{(ii)}{=} (n - \psi_0)^2. \end{aligned} \quad (70)$$

Here, in (i) we used  $\mathbf{B}\mathbf{U} = (\psi_0/a_1)\mathbf{S}Xa\mathbf{1}'\mathbf{1}\mathbf{1}' = n(\psi_0/a_1)\mathbf{S}Xa\mathbf{1}' = n\mathbf{B}$ ; and  $\mathbf{B}^2 = (\psi_0^2/a_1^2)\mathbf{S}Xa\mathbf{1}'\mathbf{S}Xa\mathbf{1}' = (\psi_0^2/a_1^2)\mathbf{S}Xa\mathbf{1}'_1a\mathbf{1}' = a_1(\psi_0^2/a_1^2)\mathbf{S}Xa\mathbf{1}' = \psi_0\mathbf{B}$ , where we used  $\mathbf{1}'\mathbf{S}X = \mathbf{1}'_1$  from (46). In (ii), we used  $\text{tr}(\mathbf{B}) = (\psi_0/a_1)\text{tr}(\mathbf{S}Xa\mathbf{1}') = (\psi_0/a_1)\text{tr}(a\mathbf{1}'\mathbf{S}X) = (\psi_0/a_1)\text{tr}(a\mathbf{1}'_1) = \psi_0$ .

Now, we can make the necessary derivations:

$$\begin{aligned} \text{tr}((\mathbf{H}_x^\circ)^\top \mathbf{A}_1 \mathbf{H}_x^\circ \mathbf{A}_1) &= \text{tr}(\mathbf{H}_x^\circ) - 2\text{tr}(\mathbf{H}_x^\circ \mathbf{U}/n) + \text{tr}(\mathbf{H}_x^\circ \mathbf{U} \mathbf{H}_x^\circ \mathbf{U})/n^2 \\ &= (p-1) - 2(n-\psi_0)/n + (n-\psi_0)^2/n^2 = p-2 + \psi_0^2/n^2. \\ \text{tr}((\mathbf{H}_x^\circ)^\top \mathbf{A}_1 \mathbf{H}_x^\circ \mathbf{A}_2) &= \text{tr}(\mathbf{H}_x^\circ \mathbf{U}) - \text{tr}(\mathbf{H}_x^\circ \mathbf{U} \mathbf{H}_x^\circ \mathbf{U}/n) \\ &= n - \psi_0 - (n-\psi_0)^2/n = (n-\psi_0)\psi_0/n. \\ \text{tr}((\mathbf{H}_x^\circ)^\top \mathbf{A}_2 \mathbf{H}_x^\circ \mathbf{A}_2) &= \text{tr}(\mathbf{H}_x^\circ \mathbf{U} \mathbf{H}_x^\circ \mathbf{U}) = (n-\psi_0)^2. \end{aligned} \quad (71)$$

For these results we used the decomposition in (65) and the fact that both  $\mathbf{H}_x^\circ$  shares the same properties of symmetry and idempotence as  $\mathbf{H}_x$ , as shown in (49); and also applied the results in (69) and (70).

From Lemma 10,

$$\tilde{\mu} = \mathbf{T}_r^{-1} \tilde{\mathbf{T}}_r \mu = \begin{bmatrix} 1/(n-1) & 0 \\ 0 & 1/n^2 \end{bmatrix} \begin{bmatrix} p-2 + \psi_0^2/n^2 & (n-\psi_0)\psi_0/n \\ (n-\psi_0)\psi_0/n & (n-\psi_0)^2 \end{bmatrix} \mu,$$

and the new ratio is a bit more complex than before:

$$\frac{\sum_k \tilde{\mu}_k \psi_k}{2 \sum_k (1 - \rho_k) \mu_k \psi_k} = \frac{\mu_1 \psi_1 \frac{p-2+\psi_0^2/n^2}{n-1} + \mu_2 \psi_1 \frac{(n-\psi_0)\psi_0}{n(n-1)} + \mu_1 \psi_2 \frac{(n-\psi_0)\psi_0}{n^3} + \mu_2 \psi_2 \frac{(n-\psi_0)^2}{n^2}}{2\mu_1 \psi_1}. \quad (72)$$

As before, we now prove the theorem using the conditions in its statement:

1.  $s^2(\varepsilon) \neq 0$ ,  $p/n = o(1)$  and  $a_1 = 0$ : In this case,  $\psi_1 = a'\mathbf{S}a > 0$  by Assumption (A1), and  $\mu_1 = \mathbb{E}(s^2(\varepsilon)) \neq 0$ . Moreover,  $\psi_2 = a_1^2 = 0$  and  $\psi_0 = 0$  as well. The ratio in (72) therefore simplifies to  $(p-2)/(n-1) = O(p/n) = o(1)$ , and converges to 0.
2.  $s^2(\varepsilon) \neq 0$ ,  $p/n = o(1)$  and  $\bar{\varepsilon} = 0$  w.p. 1: In this case,  $\mu_2 = \mathbb{E}[(\bar{\varepsilon})^2] = 0$ , and  $\mu_1 \neq 0$ ,  $\psi_1 > 0$  as before. Let  $r = \psi_2/\psi_1 > 0$ . Then,  $\psi_0 = nr/(n+r)$  and so  $|\psi_0/n| = |r/(n+r)| = O(1)$ . The ratio then

simplifies to

$$\begin{aligned}
\frac{\sum_k \tilde{\mu}_k \psi_k}{2 \sum_k (1 - \rho_k) \mu_k \psi_k} &= \frac{p - 2 + \psi_0^2/n^2}{2(n - 1)} + \frac{\psi_2 (n - \psi_0) \psi_0}{\psi_1 2n^3} \\
&= \frac{p - 2}{2(n - 1)} + \frac{\psi_0^2/n^2}{2(n - 1)} + r \frac{n^2}{n + r} \frac{nr}{2n^3(n + r)} \\
&\leq O(p/n) + O(r^2/(n + r)^2)[1 + O(1/n)].
\end{aligned} \tag{73}$$

We see that the ratio may not converge to 0 since it is possible that  $r \sim n$ . Thus, the residual randomization test with restricted OLS residuals requires  $a_1 = 0$ .  $\square$

REMARKS ON PROOF OF THEOREM 4. (a) The condition  $\bar{\varepsilon} = 0$  w.p.1 essentially means a centered regression model. This can be done, for example, by multiplying the regression terms with  $(\mathbf{I} - \mathbf{U}/n)$  as follows:

$$(\mathbf{I} - \mathbf{U}/n)y = (\mathbf{I} - \mathbf{U}/n)X\beta + (\mathbf{I} - \mathbf{U}/n)\varepsilon \Rightarrow \tilde{y} = \tilde{X}\tilde{\beta} + \tilde{\varepsilon},$$

where  $\tilde{X}$  has the constant column removed, and  $\tilde{\beta}$  is equal to  $\beta$  with the intercept  $\beta_1$  removed. Note that  $\tilde{\varepsilon}$  remain exchangeable since for any  $g \in \Pi_n$ :

$$g\tilde{\varepsilon} = g(\mathbf{I} - \mathbf{U}/n)\varepsilon = g\varepsilon - g\mathbf{U}\varepsilon/n = g\varepsilon - \mathbf{U}\varepsilon/n \stackrel{d}{=} \varepsilon - \mathbf{U}\varepsilon/n = (\mathbf{I} - \mathbf{U}/n)\varepsilon = \tilde{\varepsilon}.$$

Since the columns of  $X$  are centered it follows that  $P_{\tilde{x}}\mathbf{U} = \tilde{X}(\tilde{X}^\top \tilde{X})^{-1} \tilde{X}^\top \mathbf{1}\mathbf{1}' = 0$  and so, in this setting,

$$\tilde{\mathbf{T}}_r = \begin{bmatrix} p & 0 \\ 0 & 0 \end{bmatrix}.$$

Moreover,  $\psi_1 = a'\tilde{S}a$  and  $\psi_2 = 0$ , where  $\tilde{S} = (\tilde{X}^\top \tilde{X})^{-1}$ . Every other quantity from the proof above remains the same. Then,

$$\frac{\sum_k \tilde{\mu}_k \psi_k}{2 \sum_k (1 - \rho_k) \mu_k \psi_k} = \frac{\mu_1 \psi_1 p/n}{2\mu_1 \psi_1} = O(p/n), \tag{74}$$

which means that  $p/n = o(1)$  is necessary and sufficient for asymptotic validity.

(b) To illustrate the difference between Lemma 10 and Lemma 9 we can try to use Lemma 9 to get for asymptotic validity under permutations as an alternative to Theorem 4. To simplify, let us assume that the regression has been centered as above so that  $X^\top \mathbf{1} = 0$  and  $\bar{\varepsilon} = 0$ . Then, Eq. (62) implies that  $\mathbf{V}_\varepsilon = \mathbb{E}(\mathbf{V}(\varepsilon)) = \mathbb{E}(\|\varepsilon\|^2)\mathbf{I}/n$ , and so

$$\kappa(Q_x \mathbf{V}_\varepsilon Q_x^\top) = \kappa(Q_x Q_x^\top) = \kappa(\mathbf{S}) = \kappa_n.$$

Moreover,  $\mathbf{V}_x = \sum_j \mathbf{V}(x_{\cdot j}) = (\sum_j \|x_{\cdot j}\|^2)\mathbf{I}/n = \|X\|_F^2 \mathbf{I}/n$ , and so

$$\text{tr}(Q_x \mathbf{V}_x Q_x^\top) = \text{tr}((X^\top X)^{-1})\|X\|_F^2/n = \text{tr}((X^\top X)^{-1})\text{tr}(X^\top X)/n \leq p^2 \kappa_n/n.$$

Lemma 9 then implies that a sufficient condition for validity under  $\mathcal{G}_n^p$  is

$$p^3 \kappa_n^2/n = o(1).$$

This condition is substantially stricter than the one in Theorem 4 obtained through Lemma 10.  $\blacksquare$

**Theorem (5).** For the linear model in (15) let  $\varepsilon \stackrel{d}{=} g\varepsilon \mid X$  for all  $g \in \mathcal{G}_n^s$  and  $X \in \mathbb{X}^{(n)}$ ,  $n > 0$ , such that Assumptions (A1')-(A2) are satisfied. Let  $h_{ii}$  be the  $i$ -th diagonal element of the “hat matrix”  $\mathbf{H}_x = X(X^\top X)^{-1}X^\top$ , and define  $\bar{\lambda}_n = \max_{i \in [n]} h_{ii} / (\sum_{j=1}^n h_{jj} / n)$ . Suppose that

$$\frac{\max_{i \in [n]} \mathbb{E}(\varepsilon_i^2)}{\min_{j \in [n]} \mathbb{E}(\varepsilon_j^2)} \bar{\lambda}_n p / n = o(1).$$

Then, Condition (C1) is satisfied under either regular or restricted OLS residuals, and the residual randomization test in Procedure 1 is asymptotically valid.

*Proof.* In this setting, we can represent  $G \sim \text{Unif}(\mathcal{G}_n^s)$  as  $G = \sum_{i=1}^n S_i \mathbf{1}_i \mathbf{1}_i'$ , where  $S_1, \dots, S_n$  are independent random signs. For any vector  $z \in \mathbb{R}^n$ , we thus get

$$\begin{aligned} \mathbf{V}(z) &= \mathbb{E}(Gz z' G^\top) = \mathbb{E}\left\{ \left( \sum_{i=1}^n S_i \mathbf{1}_i \mathbf{1}_i' \right) z z' \left( \sum_{j=1}^n S_j \mathbf{1}_j \mathbf{1}_j' \right) \right\} = \mathbb{E}\left( \sum_{i,j} S_i S_j z_i z_j \mathbf{1}_i \mathbf{1}_j' \right) \\ &\stackrel{(i)}{=} \sum_i \mathbb{E}(S_i^2) z_i^2 \mathbf{1}_i \mathbf{1}_i' \stackrel{(ii)}{=} \sum_i z_i^2 \mathbf{1}_i \mathbf{1}_i'. \end{aligned} \quad (75)$$

Here, (i) follows from independence of  $S_i, S_j$  for  $i \neq j$ ; and (ii) follows from  $E(S_i^2) = 1$ . Hence,  $\mathbf{V}(z)$  is a diagonal matrix with  $z_i^2$  being the  $i$ -th diagonal element.

We start with regular OLS residuals. In the notation of Lemma 10,  $\mathbf{V}(z)$  can be written using the following basis ( $K = n$ ):

$$\mathbf{A}_k = \mathbf{1}_k \mathbf{1}_k', \text{ and } h_k(z) = z_k^2 = z' \mathbf{A}_k z, \quad k = 1, \dots, n. \quad (76)$$

Next, we calculate the matrices  $C, \mathbf{T}_r$ :

$$\text{tr}(\mathbf{A}_k \mathbf{A}_k) = 1, \quad \text{tr}(\mathbf{A}_k \mathbf{A}_j) = \text{tr}(\mathbf{1}_k (\mathbf{1}_k' \mathbf{1}_j) \mathbf{1}_j) = 0, \quad k \neq j. \quad (77)$$

and so  $C = \mathbf{T}_r^{-1} = \mathbf{I}$ . For  $\tilde{\mathbf{T}}_r$ , let  $h_{kj}$  be the  $(kj)$ -th element of  $\mathbf{H}_x$ , then

$$\text{tr}(\mathbf{H}_x^\top \mathbf{A}_k \mathbf{H}_x \mathbf{A}_j) = \text{tr}(\mathbf{1}_j' \mathbf{H}_x^\top \mathbf{1}_k \mathbf{1}_k' \mathbf{H}_x \mathbf{1}_j) = h_{kj}^2. \quad (78)$$

From Lemma 10,

$$\tilde{\mu}_k = \mathbf{1}_k' \mathbf{T}_r^{-1} \tilde{\mathbf{T}}_r \mu = \sum_{j=1}^n h_{kj}^2 \mu_j,$$

where  $\mu_j = \mathbb{E}[h_j(\varepsilon)] = \mathbb{E}(\varepsilon_j^2)$ . Moreover,

$$\psi_k = a' Q_x \mathbf{1}_k \mathbf{1}_k' Q_x^\top a = (Q_x^\top a a' Q_x)_{kk} \quad (79)$$

is the  $k$ -th diagonal element of  $(Q_x a a' Q_x^\top)$ ,  $k = 1, \dots, n$ . For the conditional mean we obtain  $\nu(\varepsilon) = \mathbb{E}[t_n(G\varepsilon) \mid \varepsilon] = a' Q_x \mathbb{E}(G) \varepsilon = 0$ , which implies that  $\rho_k = 0$  in (55). Note that  $\mu_k, \tilde{\mu}_k, \psi_k \geq 0$ . Note that  $\sum_k \psi_k = a' Q_x Q_x^\top a = a' \mathbf{S} a > 0$  by Assumption (A1').

Let  $\mu^* = \max_k \mu_k$  and  $\mu_* = \min_k \mu_k$ . Then,

$$\tilde{\mu}_k = \sum_j \mu_j h_{kj}^2 \leq \mu^* \sum_j h_{kj}^2 = \mu^* \|\mathbf{1}_k' \mathbf{H}_x\|^2 \stackrel{(i)}{=} \mu^* \mathbf{1}_k' \mathbf{H}_x \mathbf{1}_k \leq \mu^* h_{kk} \leq \mu^* \bar{\lambda}_n p / n,$$

where (i) follows from (47). Moreover,  $\sum_k \psi_k = \text{tr}(Q_x^\top a a' Q_x) = a' \mathbf{S} a > 0$ , where  $\mathbf{S} = (X^\top X)^{-1}$ .

Then, the ratio in Lemma 10 is equal to

$$\frac{\sum_k \tilde{\mu}_k \psi_k}{2 \sum_k (1 - \rho_k) \mu_k \psi_k} \leq \frac{(\mu^* \bar{\lambda}_n p/n) \sum_k \psi_k}{2 \mu_* \sum_k \psi_k} = \frac{\mu^* \bar{\lambda}_n p/n}{\mu_*}. \quad (80)$$

Thus, a sufficient condition for asymptotic validity is

$$\frac{\mu^* \bar{\lambda}_n p/n}{\mu_*} = \frac{\max_{i \in [n]} \mathbb{E}(\varepsilon_i^2)}{\min_{j \in [n]} \mathbb{E}(\varepsilon_j^2)} \bar{\lambda}_n p/n = o(1). \quad (81)$$

Regarding the restricted OLS estimator, (48) implies

$$(\mathbf{H}_x^o)_{kk} = h_{kk} - (a' \mathbf{S} X^\top \mathbf{1}_k)^2 / a' \mathbf{S} a \leq h_{kk} \leq \bar{\lambda}_n p/n. \quad (82)$$

This means that the same bound as in (80) holds for restricted OLS as well.  $\square$

REMARKS ON PROOF OF THEOREM 5. (a) As in Theorem 4, we can illustrate the difference between Lemma 10 and Lemma 9. Using Lemma 9, first note that  $\mathbf{V}_\varepsilon = \mathbb{E}[\text{diag}(\varepsilon_i^2)]$  and so

$$\kappa(Q_x \mathbf{V}_\varepsilon Q_x^\top) \leq \frac{\max_{i \in [n]} \mathbb{E}(\varepsilon_i^2)}{\min_{j \in [n]} \mathbb{E}(\varepsilon_j^2)} \kappa(Q_x Q_x^\top) = \frac{\max_{i \in [n]} \mathbb{E}(\varepsilon_i^2)}{\min_{j \in [n]} \mathbb{E}(\varepsilon_j^2)} \kappa_n.$$

Moreover,  $\mathbf{V}_x = \text{diag}(\|x_i\|^2)$  and so

$$\begin{aligned} \text{tr}(Q_x \mathbf{V}_x Q_x^\top) &= \sum_{i=1}^n \|x_i\|^2 \mathbf{1}_i (X^\top X)^{-1} \mathbf{1}_i \leq (\bar{\lambda}_n \|X\|_F^2 / n) \sum_i \mathbf{1}_i (X^\top X)^{-1} \mathbf{1}_i = (\bar{\lambda}_n \|X\|_F^2 / n) \text{tr}((X^\top X)^{-1}) \\ &\leq \bar{\lambda}_n \text{tr}(X^\top X) \text{tr}((X^\top X)^{-1}) / n \leq p^2 \bar{\lambda}_n \kappa_n / n. \end{aligned} \quad (83)$$

Lemma 9 then implies that a sufficient condition for validity under  $\mathcal{G}_n^s$  is

$$p^3 \kappa_n^2 \bar{\lambda}_n \frac{\max_{i \in [n]} \mathbb{E}(\varepsilon_i^2)}{\min_{j \in [n]} \mathbb{E}(\varepsilon_j^2)} = o(n).$$

This condition is again stricter than the one in (81) of Theorem 5 obtained through Lemma 10, but we do see that the leverage-related terms are identical.  $\blacksquare$

**Theorem (6).** *For the linear model in (15) let  $\varepsilon \stackrel{d}{=} g\varepsilon \mid X$  for all  $g \in \mathcal{G}_n^{p+s}$  and  $X \in \mathbb{X}^{(n)}$ ,  $n > 0$ , such that Assumptions (A1')-(A2) are satisfied. Suppose also that  $p/n = o(1)$ . Then, Condition (C1) is satisfied, and the residual randomization test is asymptotically valid under either regular or restricted OLS residuals.*

*Proof.* In this setting,  $G = \sum_{i=1}^n S_i \mathbf{1}_{\pi(i)} \mathbf{1}'_i$  where  $\pi$  is a random permutation and  $S_i$  is a random sign. Then,

$$\begin{aligned} \mathbf{V}(z) &= \mathbb{E}(G z z' G^\top) = \mathbb{E}\left\{ \left( \sum_{i=1}^n S_i \mathbf{1}_{\pi(i)} \mathbf{1}'_i \right) z z' \left( \sum_{j=1}^n S_j \mathbf{1}_j \mathbf{1}'_{\pi(j)} \right) \right\} \\ &= \sum_i z_i^2 \mathbb{E}(\mathbf{1}_{\pi(i)} \mathbf{1}'_{\pi(i)}) + \sum_{i \neq j} z_i z_j \mathbb{E}(S_i S_j \mathbf{1}_{\pi(i)} \mathbf{1}'_{\pi(j)}) \stackrel{(i)}{=} (\|z\|^2 / n) \mathbf{I}, \end{aligned} \quad (84)$$

where (i) follows from (61) and the independence of signs. In the notation of Lemma 10,  $K = 1$ , and

$$A_1 = \mathbf{I}, \text{ and } h_1(z) = \|z\|^2/n = (1/n)z'A_1z. \quad (85)$$

This means that  $\mathbf{T}_r = \text{tr}(\mathbf{A}_1\mathbf{A}_1) = n$  and  $\tilde{\mathbf{T}}_r = \text{tr}(\mathbf{H}_x^\top \mathbf{A}_1 \mathbf{H}_x \mathbf{A}_1) = p$ , and so

$$\tilde{\mu}_1 = p\mu_1/n,$$

where  $\mu_1 = \mathbb{E}[h_1(\varepsilon)] = \mathbb{E}(\|\varepsilon\|^2)/n$ . Assumption (A2) precludes that all  $\varepsilon_i$  are zero and so  $\mu_1 > 0$  almost surely. Moreover,  $\psi_1 = a'Q_x\mathbf{I}Q_x^\top a = a'\mathbf{S}a > 0$  by Assumption (A1'). For the conditional mean we obtain  $\nu(\varepsilon) = \mathbb{E}[t_n(G\varepsilon)|\varepsilon] = a'Q_x\mathbb{E}(G)\varepsilon = 0$ , which implies  $\rho_1 = 0$  in (55). Then, by Lemma 10, asymptotic validity of the test involves the ratio

$$\frac{\sum_{k=1}^K \tilde{\mu}_k \psi_k}{2 \sum_{k=1}^K (1 - \rho_k) \mu_k \psi_k} = \frac{p\mu_1/n\psi_1}{2\mu_1\psi_1} = O(p/n). \quad (86)$$

Thus, the single necessary and sufficient condition for asymptotic validity is that  $p/n = o(1)$ .  $\square$

REMARKS ON Theorem 6. As an illustration, another approach here would be to use the result in Remark (c) of Lemma 10. Specifically, in this problem there are two invariances:  $\mathcal{G}_n^1$  as the random signs and  $\mathcal{G}_n^2$  as the permutations. For simplicity let  $a_1 = 0$ . Then, from Theorem 4 we have  $\mathbf{A}_1 = \mathbf{I} - \mathbf{U}/n$  and  $\mathbf{A}_2 = \mathbf{U}$  with respect to  $\mathcal{G}_n^2$ , and for  $G_1 \sim \text{Unif}(\mathcal{G}_n^1)$  it holds  $\mathbf{A}_1^* = \mathbb{E}(G_1\mathbf{A}_1G_1^\top) = (1 - 1/n)\mathbf{I}$  and  $\mathbf{A}_2^* = \mathbb{E}(G_1\mathbf{A}_2G_1^\top) = \mathbf{I}$ . Hence,

$$\psi_1^* = a'Q_x^\top \mathbf{A}_1^* Q_x a = (1 - 1/n)(a'\mathbf{S}a) > 0, \quad \psi_2^* = a'Q_x^\top \mathbf{A}_2^* Q_x a = a'\mathbf{S}a.$$

Moreover, from (143) it holds that  $\psi_1 = a'\mathbf{S}a > 0$ ,  $\psi_2 = a_1^2/n = 0$ . This implies that  $\psi_1^*, \psi_2^* = \psi_1 + o(1)$  and so

$$\frac{\sum_k \tilde{\mu}_k \psi_k^*}{\sum_k \mu_k \psi_k^*} = O(1) \frac{\sum_k \tilde{\mu}_k \psi_k}{\sum_k \mu_k \psi_k} \rightarrow 0,$$

where the last condition follows from validity with respect to  $\mathcal{G}_n^2$ . This shows that “adding”  $\mathcal{G}_n^1$  (random signs) “on top of”  $\mathcal{G}_n^2$  (permutations) does not affect the asymptotic validity of residual randomization.

## D Proofs for clustered error structures

**Theorem (7).** For the linear model in (15) let  $\varepsilon \stackrel{d}{=} g\varepsilon \mid X$  for all  $g \in \mathcal{G}_n^p(\mathbb{C}^n)$  and  $X \in \mathbb{X}^{(n)}$ ,  $n > 0$ , such that Assumptions (A1')-(A2) are satisfied. Suppose  $X$  is centered within each cluster, and

$$\frac{\max_{c \in [J_n]} \mathbb{E}[s_c^2(\varepsilon)]}{\min_{c' \in [J_n]} \mathbb{E}[s_{c'}^2(\varepsilon)]} \bar{\lambda}_1(\mathbb{C}^n) p/n = o(1).$$

Then, Condition (C1) is satisfied and the residual randomization test in Procedure 1 is asymptotically valid under either regular or restricted OLS residuals.

*Proof.* Let  $\mathbf{1}_c = \sum_{i \in [c]} \mathbf{1}_i$  is the  $n \times 1$  binary vector that is one only at the elements corresponding to cluster  $c$ , and  $n_c = \mathbf{1}'\mathbf{1}_c$  is the size of that cluster.  $\mathbf{I}_c = \sum_{i \in [c]} \mathbf{1}_i \mathbf{1}_i'$  is the  $n \times n$  binary diagonal matrix with one only at locations  $(i, i)$  for all  $i \in [c]$ , and  $\mathbf{U}_c = \mathbf{1}_c \mathbf{1}_c'$  is the  $n \times n$  binary “paired-membership” matrix, which is one only at locations  $(i, j)$  within the same cluster. Note that  $\sum_{c=1}^{J_n} \mathbf{I}_c = \mathbf{I}$ . However,  $\sum_{c=1}^{J_n} \mathbf{U}_c \neq \mathbf{U}$  unless there is only one non-empty cluster.

In this setting, we can represent  $G \sim \text{Unif}\{\mathcal{G}_n^p(\mathbb{C}^n)\}$  as  $G = \sum_{c=1}^{J_n} \sum_{i \in [c]} \mathbf{1}_{\pi(i)} \mathbf{1}_i'$ , where  $\pi$  is a random within-cluster permutation from  $\Pi(\mathbb{C}^n)$ ; that is,  $\pi$  is a random permutation that satisfies:  $(i, j) \in [c] \Rightarrow \pi(i), \pi(j) \in [c]$ . Let  $G_c = \sum_{i \in [c]} \mathbf{1}_{\pi(i)} \mathbf{1}_i'$  denote the random permutation in cluster  $c$ , such that  $G = \sum_c G_c$ . Since  $\pi$  randomly permutes within clusters, we have

$$\begin{aligned} \mathbb{E}(\mathbf{1}_{\pi(i)} \mid i \in [c]) &= (1/n_c) \mathbf{1}_c, \\ \mathbb{E}(\mathbf{1}_{\pi(i)} \mathbf{1}'_{\pi(i)} \mid i \in [c]) &= (1/n_c) \mathbf{I}_c, \\ \mathbb{E}(\mathbf{1}_{\pi(i)} \mathbf{1}'_{\pi(j)} \mid i \neq j, i, j \in [c]) &= \frac{1}{n_c(n_c - 1)} (\mathbf{U}_c - \mathbf{I}_c), \\ \mathbb{E}(\mathbf{1}_{\pi(i)} \mathbf{1}'_{\pi(j)} \mid i \in [c], j \in [c'], c \neq c') &= \frac{1}{n_c n_{c'}} \mathbf{1}_c \mathbf{1}'_{c'}. \end{aligned} \tag{87}$$

These results imply that  $\mathbb{E}(G_c) = (1/n_c) \mathbf{U}_c$ . Next, we obtain

$$\begin{aligned} \mathbf{V}(z) &= \mathbb{E}(G z z' G^\top) = \sum_{c=1}^{J_n} \mathbb{E}(G_c z z' G_c^\top) + \sum_{c \neq c'} \mathbb{E}(G_c z z' G_{c'}^\top) \\ &= \sum_c \mathbb{E} \left\{ \left( \sum_{i \in [c]} \mathbf{1}_{\pi(i)} \mathbf{1}_i' \right) z z' \left( \sum_{j \in [c]} \mathbf{1}_j \mathbf{1}'_{\pi(j)} \right) \right\} + \sum_{c \neq c'} \mathbb{E} \left\{ \left( \sum_{i \in [c]} \mathbf{1}_{\pi(i)} \mathbf{1}_i' \right) z z' \left( \sum_{j \in [c']} \mathbf{1}_j \mathbf{1}'_{\pi(j)} \right) \right\} \\ &= \sum_c \sum_{i \in [c], j \in [c]} z_i z_j \mathbb{E}(\mathbf{1}_{\pi(i)} \mathbf{1}'_{\pi(j)}) + \sum_{c \neq c'} \sum_{i \in [c], j \in [c']} z_i z_j \mathbb{E}(\mathbf{1}_{\pi(i)} \mathbf{1}'_{\pi(j)}) \\ &\stackrel{(i)}{=} \sum_c \sum_{i \in [c], j \in [c]} z_i z_j \mathbb{E}(\mathbf{1}_{\pi(i)} \mathbf{1}'_{\pi(j)}) + \sum_{c \neq c'} \bar{z}_c \cdot \bar{z}_{c'} \mathbf{1}_c \mathbf{1}'_{c'} \\ &= \sum_c \sum_{i \in [c]} z_i^2 \mathbb{E}(\mathbf{1}_{\pi(i)} \mathbf{1}'_{\pi(i)}) + \sum_c \sum_{i \neq j, i, j \in [c]} z_i z_j \mathbb{E}(\mathbf{1}_{\pi(i)} \mathbf{1}'_{\pi(j)}) + \sum_{c \neq c'} \bar{z}_c \cdot \bar{z}_{c'} \mathbf{1}_c \mathbf{1}'_{c'} \\ &\stackrel{(ii)}{=} \sum_c \sum_{i \in [c]} z_i^2 \mathbf{I}_c / n_c + \sum_c \frac{1}{n_c(n_c - 1)} (\mathbf{U}_c - \mathbf{I}_c) \sum_{i \neq j, i, j \in [c]} z_i z_j + \sum_{c \neq c'} \bar{z}_c \cdot \bar{z}_{c'} \mathbf{1}_c \mathbf{1}'_{c'} \\ &= \sum_c s_c^2(z) (\mathbf{I}_c - \mathbf{U}_c / n_c) + \sum_c (\bar{z}_c)^2 \mathbf{U}_c + \sum_{c \neq c'} \bar{z}_c \cdot \bar{z}_{c'} \mathbf{1}_c \mathbf{1}'_{c'} \\ &= \sum_c s_c^2(z) (\mathbf{I}_c - \mathbf{U}_c / n_c) + \sum_{c, c'} \bar{z}_c \cdot \bar{z}_{c'} \mathbf{1}_c \mathbf{1}'_{c'}. \end{aligned} \tag{88}$$



where  $s_c^2(z) = 1/(n_c - 1) [\sum_{i \in [c]} z_i^2 - (\sum_{i \in [c]} z_i)^2/n_c]$  is the ‘‘within-cluster’’ sample variance of  $z$  in cluster  $c$ . In the above derivations, (i) and (ii) follow from (87).

In the notation of Lemma 10,  $K = |C^n|(|C^n| + 1)$ . Instead of a single index  $k$ , it is more convenient to index the basis-representation of  $\mathbf{V}(z)$  using  $c, c', c'' \in \{1, \dots, J_n\}$  as follows

$$\begin{aligned} \mathbf{A}_c &= \mathbf{I}_c - \mathbf{U}_c/n_c, & \mathbf{A}_{c',c''} &= \mathbf{1}_{c'}\mathbf{1}_{c''}^{\top}, \\ h_c(z) &= s_c^2(z) = z' \mathbf{A}_c z / (n_c - 1), & h_{c',c''}(z) &= (\bar{z}_c)(\bar{z}_{c'}) = z' \mathbf{A}_{c',c''} z / (n_{c'} n_{c''}). \end{aligned} \quad (89)$$

Thus,  $\mu_c = \mathbb{E}[h_c(\varepsilon)] = \mathbb{E}[s_c^2(\varepsilon)]$  and  $\mu_{c',c''} = \mathbb{E}[h_{c',c''}(\varepsilon)] = \mathbb{E}[(\bar{\varepsilon}_c)(\bar{\varepsilon}_{c'})]$  are the sufficient error moments.

For matrix  $\mathbf{T}_r$  of Lemma 10 we have

$$\begin{aligned} \text{tr}(\mathbf{A}_c \mathbf{A}_c) &= \text{tr}(\mathbf{A}_c) = n_c - 1, & \text{and } \text{tr}(\mathbf{A}_c \mathbf{A}_{c'}) &= 0, c \neq c'; \\ \text{tr}(\mathbf{A}_c \mathbf{A}_{c',c''}) &= 0, & \text{for any } c, c', c''; \\ \text{tr}(\mathbf{A}_{c,c'} \mathbf{A}_{c'',c''}) &= n_c n_{c'} & \text{if } c = c'' \text{ and } c' = c'', & \text{ and zero otherwise.} \end{aligned} \quad (90)$$

This means that  $\mathbf{T}_r^{-1} = \begin{bmatrix} A & 0 \\ 0 & B \end{bmatrix}$  is a block matrix where  $A$  is diagonal  $J_n \times J_n$  with elements  $1/(n_c - 1)$ ;

and  $B$  is  $J_n^2 \times J_n^2$  with the only non-zero elements being  $B_{(c,c')(c',c)} = 1/n_c n_{c'}$ .

Moreover,

$$\psi_c = a' Q_x \mathbf{A}_c Q_x^{\top} a, \quad \psi_{c,c'} = a' Q_x \mathbf{1}_c \mathbf{1}_{c'}^{\top} Q_x^{\top} a.$$

For the conditional mean we obtain  $\nu(\varepsilon) = \mathbb{E}[t_n(G\varepsilon)|\varepsilon] = a' Q_x \mathbb{E}(G)\varepsilon = \sum_c (a' Q_x \mathbf{U}_c \varepsilon / n_c) = \sum_c (\bar{\varepsilon}_c)(a' Q_x \mathbf{1}_c)$ , which implies that

$$\mathbb{E}[\nu^2(\varepsilon)] = \sum_{c,c'} \mathbb{E}[(\bar{\varepsilon}_c)(\bar{\varepsilon}_{c'})] (a' Q_x \mathbf{1}_c \mathbf{1}_{c'}^{\top} a) = \sum_{c,c'} \mu_{c,c'} \psi_{c,c'},$$

and so  $\rho_c = 0$  and  $\rho_{c,c'} = 1$  in (55). By Lemma 10, the asymptotic validity of the test involves the ratio

$$\frac{\sum_{c=1}^{J_n} \tilde{\mu}_c \psi_c + \sum_{c,c' \in [J_n]} \tilde{\mu}_{c,c'} \psi_{c,c'}}{2 \sum_{c=1}^{J_n} (1 - \rho_c) \mu_c \psi_c + 2 \sum_{c,c' \in [J_n]} (1 - \rho_{c,c'}) \mu_{c,c'} \psi_{c,c'}} = \frac{\sum_c \tilde{\mu}_c \psi_c}{2 \sum_c \mu_c \psi_c} + \frac{\sum_{c,c'} \tilde{\mu}_{c,c'} \psi_{c,c'}}{2 \sum_c \mu_c \psi_c}. \quad (91)$$

Case (a):  $X$  centered by cluster. When  $X$  is centered by cluster, then for any class  $c = 1, \dots, J_n$ ,

$$X^{\top} \mathbf{1}_c = 0, \quad X^{\top} \mathbf{U}_c = 0, \quad Q_x \mathbf{U}_c, \quad \text{and } \mathbf{H}_x \mathbf{U}_c = 0. \quad (92)$$

This simplifies the calculations a lot. First,

$$\psi_{c,c'} = 0, \quad \text{for all } c, c' \in [J_n].$$

Thus, we only need to focus on the term  $\frac{\sum_c \tilde{\mu}_c \psi_c}{2 \sum_c \mu_c \psi_c}$  of (91). Let  $\mu^*(C^n) = \max_{c,c'} \mu_c / \mu_{c'} > 0$ . Then, by

Lemma 10 we have  $\tilde{\mu} = \mathbf{T}_r^{-1} \tilde{\mathbf{T}}_r \mu$ , and so

$$\begin{aligned}
\tilde{\mu}_c &= \frac{1}{n_c - 1} \left[ \sum_{c'} \text{tr}(\mathbf{H}_x^\top \mathbf{A}_c \mathbf{H}_x \mathbf{A}_{c'}) \mu_{c'} + \sum_{c', c''} \text{tr}(\mathbf{H}_x^\top \mathbf{A}_c \mathbf{H}_x \mathbf{A}_{c', c''}) \mu_{c', c''} \right] \\
&\stackrel{(i)}{=} \frac{1}{n_c - 1} \sum_{c'} \text{tr}(\mathbf{H}_x^\top \mathbf{I}_c \mathbf{H}_x \mathbf{I}_{c'}) \mu_{c'} = \frac{\mu_c}{n_c - 1} \sum_{c'} \text{tr}(\mathbf{H}_x^\top \mathbf{I}_c \mathbf{H}_x \mathbf{I}_{c'}) \frac{\mu_{c'}}{\mu_c} \\
&\leq \frac{\mu_c \mu^*(C^n)}{n_c - 1} \text{tr}(\mathbf{H}_x^\top \mathbf{I}_c \mathbf{H}_x \sum_{c'} \mathbf{I}_{c'}) = \frac{\mu_c \mu^*(C^n)}{n_c - 1} \text{tr}(\mathbf{H}_x^\top \mathbf{I}_c \mathbf{H}_x) \stackrel{(ii)}{=} \frac{\mu_c \mu^*(C^n)}{n_c - 1} \sum_{i \in [c]} h_{ii} = \mu_c \mu^*(C^n) \frac{n_c}{n_c - 1} \bar{\lambda}_1(C^n) p/n \\
&\leq 2\mu_c \mu^*(C^n) \bar{\lambda}_1(C^n) p/n.
\end{aligned} \tag{93}$$

Here, (i) follows from (92) and (ii) from  $\mathbf{H}_x^\top \mathbf{H}_x = \mathbf{H}_x$ . It follows that

$$\frac{\sum_c \tilde{\mu}_c \psi_c}{2 \sum_c \mu_c \psi_c} \leq \frac{2 \sum_c \mu_c \psi_c}{2 \sum_c \mu_c \psi_c} \mu^*(C^n) \bar{\lambda}_1(C^n) p/n = \mu^*(C^n) \bar{\lambda}_1(C^n) p/n, \tag{94}$$

and so a sufficient condition for asymptotic validity is  $\mu^*(C^n) \bar{\lambda}_1(C^n) p/n = o(1)$ .

Regarding restricted OLS, we note that in (93) we only used the idempotence property  $\mathbf{H}_x^\top \mathbf{H}_x = \mathbf{H}_x$  and that  $(\mathbf{H}_x)_{ii} \leq \bar{\lambda}_1(C^n) p/n$ . Both properties hold for  $\mathbf{H}_x^o$  as well since this matrix is also idempotent and  $(\mathbf{H}_x^o)_{ii} \leq (\mathbf{H}_x)_{ii}$ —see, respectively, Eq. (49) and the derivation in (82) for more details.

Case (b):  $\bar{\varepsilon}_c = 0$  w.p.1 for each cluster  $c = 1, \dots, J_n$ . In this case, we immediately obtain

$$\mu_{c, c'} = 0, \text{ for all } c, c' = 1, \dots, J_n.$$

Again, we only need to focus on the term  $\frac{\sum_c \tilde{\mu}_c \psi_c}{2 \sum_c \mu_c \psi_c}$  of (91). The rest of the analysis is then identical to Case (a). The only difference is that the bound in (93) is obtained using  $\mu_{c', c''} = 0$  in the second line of the derivation of (93), rather than the property of centered  $X$ .  $\square$

**Theorem (8).** *For the linear model in (15) let  $\varepsilon \stackrel{d}{=} g\varepsilon \mid X$  for all  $g \in \mathcal{G}_n^s(C^n)$  and  $X \in \mathbb{X}^{(n)}$ ,  $n > 0$ , under Assumptions (A1')-(A2). Let  $\kappa(A)$  be the condition number of  $A$ , and define  $\kappa_n = \kappa(X^\top X)$ .*

(8i.) ( $J_n \rightarrow \infty$ ). *Suppose that  $p^3 \kappa_n^2 \kappa(Q_x \mathbf{V}_\varepsilon Q_x^\top) \bar{\lambda}_2(C^n) \sum_{c=1}^{J_n} n_c^2/n^2 = o(1)$ .*

*Then, Condition (C1) is satisfied, and the residual randomization test is asymptotically valid under either regular or restricted OLS.*

(8ii.) ( $J_n < \infty$ ). *Suppose that for every cluster  $c = 1, \dots, J_n$ , there exist scalars  $r_c$  for which*

$$(X^\top X)^{-1} (X^\top \mathbf{I}_c X) = r_c \mathbf{I} + E_{n,c}, \tag{CU}$$

*such that  $\max_c \|E_{n,c}\| = o(1)$  and  $p J_n \kappa(Q_x \mathbf{V}_\varepsilon Q_x^\top) = O(1)$ . Then, the residual randomization test using restricted OLS residuals is valid asymptotically.*

(8iii.) (Any  $J_n$ , any  $n > 0$ ). *The residual randomization test is exact in finite samples whenever (CU) holds in the sample, such that  $E_{n,c} = 0$  for every cluster  $c$  and any  $n > 0$ .*

*Proof.* In this setting, the random variable  $G \sim \text{Unif}\{\mathcal{G}_n^s(C^n)\}$  can be represented as  $G = \sum_{c=1}^{J_n} S_c \sum_{i \in [c]} \mathbf{1}_i \mathbf{1}_i' = \sum_c S_c \mathbf{I}_c$ , where  $S_c$  are independent random cluster signs, and  $\mathbf{I}_c = \sum_{i \in [c]} \mathbf{1}_i \mathbf{1}_i'$  is the  $n \times n$  binary diagonal matrix with one only at the elements of cluster  $c$ . Hence,  $\mathbb{E}(S_c) = 0$  and  $S_c^2 = 1$ , for all  $c = 1, \dots, J_n$ . Let

$G_c = S_c \mathbf{I}_c$  so that  $G = \sum_{c \in [J_n]} G_c$ . It follows that

$$\mathbb{E}[t_n(G\varepsilon)|\varepsilon] = a' Q_x \mathbb{E}(G)\varepsilon = 0.$$

We can therefore employ Lemma 9. This lemma yields weaker bounds than Lemma 10, which so far has been our workhorse. However, this is probably unavoidable in this setting because we are not imposing any particular structure on the error covariance,  $\mathbf{V}_\varepsilon$ .

Result (8i.): First, we can show that, for any fixed  $z \in \mathbb{R}^n$ ,

$$\mathbf{V}(z) = \mathbb{E}(Gzz'G^\top) = \sum_{c=1}^{J_n} \mathbb{E}(G_czz'G_c^\top) + \sum_{c \neq c'} \mathbb{E}(G_czz'G_{c'}^\top) \stackrel{(i)}{=} \mathbb{E}\left(\sum_c S_c^2 \mathbf{I}_c zz' \mathbf{I}_c\right) = \sum_c \mathbf{I}_c zz' \mathbf{I}_c. \quad (95)$$

Here, (i) follows from independence of  $S_c, S_{c'}$  for any  $c \neq c'$ . Thus,

$$\mathbf{V}_x = \sum_{j=1}^p \mathbf{V}(x_{\cdot j}) = \sum_j \sum_{c=1}^{J_n} \mathbf{I}_c(x_{\cdot j} x'_{\cdot j}) \mathbf{I}_c = \sum_c \mathbf{I}_c \left( \sum_j x_{\cdot j} x'_{\cdot j} \right) \mathbf{I}_c = \sum_c \mathbf{I}_c X X^\top \mathbf{I}_c. \quad (96)$$

Moreover, by definition (18), for any cluster  $c = 1, \dots, J_n$ ,

$$\|X^\top \mathbf{I}_c X\|_F^2 \leq \|X^\top X\|_F^2 \bar{\lambda}_2(C^n) (n_c/n)^2, \quad (97)$$

and so

$$\begin{aligned} \text{tr}(Q_x \mathbf{V}_x Q_x^\top) &= \sum_{c=1}^{J_n} \text{tr}(\mathbf{S} X^\top \mathbf{I}_c X X^\top \mathbf{I}_c X \mathbf{S}) = \sum_c \|S X^\top \mathbf{I}_c X\|_F^2 \\ &\leq \|\mathbf{S}\|_F^2 \sum_c \|X^\top \mathbf{I}_c X\|_F^2 \leq \|(X^\top X)^{-1}\|_F^2 \cdot \|X^\top X\|_F^2 \cdot \bar{\lambda}_2(C^n) \sum_c (n_c/n)^2 \\ &\stackrel{(i)}{\leq} p^2 \kappa_n^2 \bar{\lambda}_2(C^n) \sum_c (n_c/n)^2, \end{aligned} \quad (98)$$

where (i) follows from (41). Now, Lemma 9 immediately implies that

$$p^3 \kappa_n^2 \kappa(Q_x \mathbf{V}_\varepsilon Q_x^\top) \bar{\lambda}_2(C^n) \sum_{c=1}^{J_n} n_c^2 / n^2 = o(1) \quad (99)$$

is sufficient for the asymptotic validity of the randomization test, under either regular or restricted OLS.

Result (8ii.): Let  $e_n = \max_c \|E_{n,c}\| = o(1)$  and  $\mathbf{S} = (X^\top X)^{-1}$ . Then, under the null hypothesis,

$$\begin{aligned}
t_n(G\widehat{\varepsilon}^\circ) - t_n(G\varepsilon) &= a' \mathbf{S} X^\top G(\widehat{\varepsilon}^\circ - \varepsilon) = -a' \mathbf{S} X^\top G X (\hat{\beta}_n^\circ - \beta) \\
&\stackrel{(i)}{=} - \sum_c S_c a' \mathbf{S} (X^\top \mathbf{I}_c X) (\hat{\beta}_n^\circ - \beta) \\
&\stackrel{(ii)}{=} - \sum_c S_c a' (r_c \mathbf{I} + E_{n,c}) (\hat{\beta}_n^\circ - \beta) \\
&= - \sum_c S_c r_c a' (\hat{\beta}_n^\circ - \beta) - \sum_c S_c a' E_{n,c} (\hat{\beta}_n^\circ - \beta) \\
&\stackrel{(iii)}{=} - \sum_c S_c a' E_{n,c} (\hat{\beta}_n^\circ - \beta).
\end{aligned} \tag{100}$$

Here, (i) follows from representation of  $G$  through cluster random signs  $S_c$ ; (ii) follows from the uniformity condition (C1); (iii) follows from  $a'(\hat{\beta}_n^\circ - \beta) = 0$  as we are using the restricted OLS estimator.

Thus, under the null hypothesis, we obtain

$$\begin{aligned}
\mathbb{E}\{[t_n(G\widehat{\varepsilon}^\circ) - t_n(G\varepsilon)]^2\} &\stackrel{(i)}{=} \mathbb{E}\left\{\left[\sum_c S_c a' E_{n,c} (\hat{\beta}_n^\circ - \beta)\right]^2\right\} \leq \sum_c |S_c|^2 \|E_{n,c}\|^2 \mathbb{E}(\|\hat{\beta}_n^\circ - \beta\|^2) \\
&\stackrel{(ii)}{\leq} e_n^2 J_n \mathbb{E}(\|\hat{\beta}_n^\circ - \beta\|^2) \stackrel{(iii)}{\leq} e_n^2 J_n \mathbb{E}(\|\hat{\beta}_n - \beta\|^2) \\
&\stackrel{(iv)}{\leq} e_n^2 J_n \text{tr}(Q_x \mathbf{V}_\varepsilon Q_x^\top).
\end{aligned} \tag{101}$$

Here, (i) follows from (100); (ii) follows from definition of  $e_n$  and from  $|S_c| = 1$ ; (iii) follows from the null hypothesis (see also proof of Lemma 9); and (iv) follows from  $\hat{\beta}_n - \beta = Q_x \varepsilon$ . We can use this result to replace Eq. (54) in Lemma 9 with the following refined bound:

$$\zeta_n^2 \leq e_n^2 J_n \text{tr}(Q_x \mathbf{V}_\varepsilon Q_x^\top) / \lambda_{\min}(Q_x \mathbf{V}_\varepsilon Q_x^\top) \leq p \kappa(Q_x \mathbf{V}_\varepsilon Q_x^\top) J_n e_n^2, \tag{102}$$

which converges to zero as long as all terms except  $e_n^2$  are  $O(1)$ .

Result (8iii.): When  $E_{n,c} = 0$ , then (100) implies  $\Delta_n^\circ = t_n(G\widehat{\varepsilon}^\circ) - t_n(G\varepsilon) = 0$  almost surely, and so Condition (C1) is satisfied for any finite  $n > 0$ .  $\square$

**Theorem (9).** *For the linear model in (15) let  $\varepsilon \stackrel{d}{=} g\varepsilon \mid X$  for all  $g \in \mathcal{G}_n^p(\mathbb{R}^n, \mathbb{C}^n)$  and  $X \in \mathbb{X}^{(n)}$ ,  $n > 0$ , such that Assumptions (A1')-(A2) are satisfied. Suppose that  $X$  has been centered, and*

$$p^4 \kappa_n^2 \kappa(Q_x \mathbf{V}_\varepsilon Q_x^\top) (1/|\mathbb{R}^n| + 1/|\mathbb{C}^n|) = o(1).$$

*Then, Condition (C1) is satisfied, and the residual randomization test is asymptotically valid under either regular or restricted OLS. If  $|\mathbb{R}^n| < \infty$  (or  $|\mathbb{C}^n| < \infty$ ), then the test is still valid asymptotically if  $X$  is centered row-wise (or column-wise).*

*Proof.* As in Theorem 8, here we will employ Lemma 9. Let  $G$  be a random two-way permutation matrix. We can write this as  $G = \sum_{i=1}^n \mathbf{1}_{\pi(i)} \mathbf{1}'_i$ , where  $\pi \sim \text{Unif}(\Pi(\mathbb{R}^n, \mathbb{C}^n))$ . Here,  $\mathbb{R}^n = \{1, \dots, J_n^r\}$  are the ‘‘row clusters’’ and  $\mathbb{C}^n = \{1, \dots, J_n^c\}$  are the ‘‘column clusters’’, where  $J_n^r$  and  $J_n^c$  are, respectively, the number of total row clusters and total column clusters.

As in the main text let  $r(i) \in \mathbb{R}^n$  denote the row of data point  $i$ , and  $c(i) \in \mathbb{C}^n$  the column of  $i$ , where  $\mathbb{R}^n, \mathbb{C}^n$  are both partitions of the dataset, possibly partially overlapping. These functions are deterministic,

but the index  $r(\pi(i))$ —and  $c(\pi(i))$ —is a random variable. A “cell” is a subset of elements from  $\{1, \dots, n\}$  that have the same row and the same column. We assume that all cells have the same number of elements, say  $m_L$ , so that  $n = |\mathbb{R}^n| |\mathbb{C}^n| m_L$ . Let

$$m_R = m_L |\mathbb{C}^n|, \quad m_C = m_L |\mathbb{R}^n|$$

be the number of units in any row and in any column, respectively. Also, let  $\text{cell}(i) = \{j \in \{1, \dots, n\} : r(j) = r(i) \ \& \ c(j) = c(i)\}$  such that  $|\text{cell}(i)| = m_L$  for any  $i$ . There are exactly  $|\mathbb{R}^n| \cdot |\mathbb{C}^n| = n/m_L$  distinct cells. Finally, let  $\mathbb{L}^n = \{1, \dots, n/m_L\}$  denote some arbitrary fixed labeling of these cells.

We overload the notation a bit and also use  $r$  and  $c$  to denote specific row / column values. For any vector  $x \in \mathbb{R}^n$ , we define:

$$\begin{aligned} \bar{x} &= (1/n) \sum_{i=1}^n x_i, \quad \bar{x}_r = \frac{1}{m_R} \sum_{i:r(i)=r} x_i, \quad \text{and} \quad \bar{x}_c = \frac{1}{m_C} \sum_{i:c(i)=c} x_i, \quad \bar{x}_\ell = \frac{1}{m_L} \sum_{i:\text{cell}(i)=\ell} x_i. \\ \overline{x^2} &= (1/n) \sum_{i=1}^n x_i^2 = \|x\|^2/n, \quad \overline{x_r^2} = \frac{1}{m_R} \sum_{i:r(i)=r} x_i^2, \quad \text{and} \quad \overline{x_c^2} = \frac{1}{m_C} \sum_{i:c(i)=c} x_i^2. \end{aligned} \quad (103)$$

Now, let's focus on the random variable  $\pi(i)$ . By symmetry, this random variable is marginally uniform over the respective index set, i.e.,

$$\begin{aligned} \pi(i) &\sim \text{Unif}(\{1, \dots, n\}) \\ r(\pi(i)) &\sim \text{Unif}(\mathbb{R}^n) \\ c(\pi(i)) &\sim \text{Unif}(\mathbb{C}^n) \\ \text{cell}(\pi(i)) &\sim \text{Unif}(\mathbb{L}^n). \end{aligned} \quad (104)$$

Also by symmetry,  $\pi(i)$  is uniform over the indices of that row (or column) conditionally on a row (or column):

$$\begin{aligned} \pi(i) \mid \{r(\pi(i)) = r\} &\sim \text{Unif}(\{j : r(j) = r\}). \\ \pi(i) \mid \{c(\pi(i)) = c\} &\sim \text{Unif}(\{j : c(j) = c\}), \\ \pi(i) \mid \{\text{cell}(\pi(i)) = \ell\} &\sim \text{Unif}(\{j : \text{cell}(j) = \ell\}). \end{aligned} \quad (105)$$

From (104) and (105) we obtain the properties:

$$\begin{aligned} \mathbb{E}(x_{\pi(i)}) &= \frac{1}{n} \sum_{i=1}^n x_i = \bar{x}, \\ \mathbb{E}(x_{\pi(i)}^2) &= \frac{1}{n} \sum_{i=1}^n x_i^2 = \|x\|^2/n = \overline{x^2}, \\ \mathbb{E}(x_{\pi(i)} \mid r(\pi(i)) = r) &= \frac{1}{m_R} \sum_{i:r(i)=r} x_i = \bar{x}_r, \\ \mathbb{E}(x_{\pi(i)} \mid c(\pi(i)) = c) &= \frac{1}{m_C} \sum_{i:c(i)=c} x_i = \bar{x}_c. \end{aligned} \quad (106)$$

The following quantities will also be useful:

$$\begin{aligned}
\mathbb{E}(x_{\pi(i)}\bar{x}_{r(\pi(i))}) &= \mathbb{E}(\bar{x}_r\mathbb{E}(x_{\pi(i)} \mid r(\pi(i)) = r)) \stackrel{(i)}{=} \mathbb{E}((\bar{x}_{r(\pi(i))})^2) \stackrel{(ii)}{=} \frac{1}{|\mathbb{R}^n|} \sum_{r \in \mathbb{R}^n} (\bar{x}_r)^2 \triangleq \mu_R^2(x), \\
\mathbb{E}(x_{\pi(i)}\bar{x}_{c(\pi(i))}) &= \mathbb{E}(\bar{x}_c\mathbb{E}(x_{\pi(i)} \mid c(\pi(i)) = c)) \stackrel{(iii)}{=} \mathbb{E}((\bar{x}_{c(\pi(i))})^2) \stackrel{(iv)}{=} \frac{1}{|\mathbb{C}^n|} \sum_{c \in \mathbb{C}^n} (\bar{x}_c)^2 \triangleq \mu_C^2(x). \\
\mathbb{E}(x_{\pi(i)}\bar{x}_{\text{cell}(\pi(i))}) &\stackrel{(v)}{=} \mathbb{E}(\bar{x}_\ell\mathbb{E}(x_{\pi(i)} \mid \text{cell}(\pi(i)) = \ell)) \stackrel{(vi)}{=} \mathbb{E}[(\bar{x}_{\text{cell}(\pi(i))})^2] = \frac{1}{|\mathbb{L}^n|} \sum_{\ell \in \mathbb{L}^n} (\bar{x}_\ell)^2 \triangleq \mu_L^2(z). \quad (107)
\end{aligned}$$

Here, (i) and (iii) and (v) follow from (105); and (ii) and (iv) and (vi) follow from (104).

Now we derive the quantity  $\mathbb{E}(x_{\pi(j)} \mid \pi(i), j \neq i)$ . This is complicated by the structure of the two-way clustering. For example, if  $j$  and  $i$  are in the same row, so that  $r(j) = r(i)$  and  $c(j) \neq c(i)$ , then we know that  $j$  will be moved by  $\pi$  to the same row as  $i$ ; i.e.,  $r(\pi(j)) = r(\pi(i))$ . In this case, the expected value of  $x_{\pi(j)}$  is the average of row  $r(\pi(i))$  except for what  $i$  is mapped to. With similar calculations for the other cases where  $j$  and  $i$  share the same column or share no row or column, we get:

$$\mathbb{E}(x_{\pi(j)} \mid \pi(i), j \neq i) = \begin{cases} \frac{1}{m_L - 1} (m_L \bar{x}_{\text{cell}(\pi(i))} - x_{\pi(i)}), & \text{if } r(j) = r(i), c(j) = c(i), m_L > 1; \\ \frac{1}{m_R - m_L} (m_R \bar{x}_{r(\pi(i))} - m_L \bar{x}_{\text{cell}(\pi(i))}), & \text{if } r(j) = r(i), c(j) \neq c(i); \\ \frac{1}{m_C - m_L} (m_C \bar{x}_{c(\pi(i))} - m_L \bar{x}_{\text{cell}(\pi(i))}), & \text{if } r(j) \neq r(i), c(j) = c(i); \\ \frac{1}{n - m_R - m_C + m_L} (n\bar{x} - m_R \bar{x}_{r(\pi(i))} - m_C \bar{x}_{c(\pi(i))} + m_L \bar{x}_{\text{cell}(\pi(i))}), & \text{otherwise.} \end{cases} \quad (108)$$

From this, we obtain:

$$\mathbb{E}(x_{\pi(i)}x_{\pi(j)} \mid j \neq i) = \mathbb{E}(x_{\pi(i)}\mathbb{E}(x_{\pi(j)} \mid \pi(i), j \neq i)) = \begin{cases} \frac{1}{m_L - 1} (m_L \mu_L^2(x) - \bar{x}^2), & \text{if } r(j) = r(i), c(j) = c(i); \\ \frac{1}{m_R - m_L} (m_R \mu_R^2(x) - m_L \mu_L^2(x)), & \text{if } r(j) = r(i), c(j) \neq c(i); \\ \frac{1}{m_C - m_L} (m_C \mu_C^2(x) - m_L \mu_L^2(x)), & \text{if } c(j) = c(i), r(j) \neq r(i). \\ \frac{1}{n - m_R - m_C + m_L} [n(\bar{x})^2 - m_R \mu_R^2(x) - m_C \mu_C^2(x) + m_L \mu_L^2(x)], & \text{otherwise.} \end{cases} \quad (109)$$

For any  $z \in \mathbb{R}^n$ ,

$$\mathbb{E}(Gz) \stackrel{(i)}{=} \mathbb{E}(G^\top z) = \mathbb{E}\left(\sum_{i=1}^n \mathbf{1}_i \mathbf{1}'_{\pi(i)} z\right) = \sum_i \mathbf{1}_i \mathbb{E}(\mathbf{1}'_{\pi(i)} z) \stackrel{(ii)}{=} (1/n) \sum_i \mathbf{1}_i \mathbf{1}' z = \bar{z}, \quad (110)$$

where (i) follows from  $G \stackrel{d}{=} G^\top$ , and (ii) follows from (104). Next, we analyze  $\mathbf{V}(z) = \mathbb{E}(Gzz'G^\top)$ , for any  $z \in \mathbb{R}^n$ :

$$\mathbf{V}(z) = \mathbb{E}(Gzz'G^\top) = \mathbb{E}(G^\top zz'G) = \sum_{i,j} z_{\pi(i)} z_{\pi(j)} \mathbf{1}_i \mathbf{1}'_j.$$

That is,  $\mathbf{V}(z)$  is  $n \times n$  matrix for which the  $(i, j)$  element is equal to  $\mathbb{E}(z_{\pi(i)} z_{\pi(j)})$ . Using (106) and (109), we obtain:

$$\mathbf{V}(z) = h_1(z)\mathbf{I} + h_2(z)\mathbf{R} + h_3(z)\mathbf{C} + h_4(z)\mathbf{L} + h_5(z)\mathbf{U}, \quad (111)$$

where  $h_k(z) = a_k \bar{z}^2 + b_k \mu_R^2(z) + c_k \mu_C^2(z) + d_k \mu_L^2(x) + e_k (\bar{z})^2$ ,  $k = 1, \dots, 4$ . Eq.(109) implies:

$$\begin{aligned} a_1 &= m_L/(m_L - 1), \quad a_4 = -1/(m_L - 1), \quad a_2 = a_3 = a_5 = 0, \\ b_1 &= 0, \quad b_2 = m_R/(m_R - m_L) + m_R/(n - m_R - m_C + m_L), \quad b_3 = m_R/(n - m_R - m_C + m_L), \quad b_4 = -b_2, \quad b_5 = -b_3, \\ c_1 &= 0, \quad c_2 = m_C/(n - m_R - m_C + m_L), \quad c_3 = m_C/(m_C - m_L) + m_C/(n - m_R - m_C + m_L), \quad c_4 = -c_3, \quad c_5 = -c_2, \\ d_1 &= -m_L/(m_L - 1), \quad d_2 = -d_5 - m_L/(m_R - m_L), \quad d_3 = -d_5 - m_L/(m_C - m_L), \quad d_4 = -d_1 - d_2 - d_3 - d_5, \quad d_5 = m_L/(n - m_R - m_C + m_L), \\ e_1 &= 0, \quad e_2 = e_3 = -e_5, \quad e_4 = e_5 = n/(n - m_R - m_C + m_L). \end{aligned} \quad (112)$$

Here,  $\mathbf{I}$  is the  $n \times n$  identity matrix;  $\mathbf{R} = (r_{ij})$  is the  $n \times n$  ‘‘row-membership’’ binary matrix such that  $r_{ij} = 1$  only if  $r(i) = r(j)$ , that is,  $i$  and  $j$  are map to the same row;  $\mathbf{C} = (c_{ij})$  is the  $n \times n$  ‘‘column-membership’’ binary matrix such that  $c_{ij} = 1$  only if  $c(i) = c(j)$ , that is,  $i$  and  $j$  map to the same column;  $\mathbf{L}$  is the ‘‘cell-membership’’ and is equal to  $\mathbf{L} = \mathbf{R} * \mathbf{C}$  where the multiplication is element-wise; and  $\mathbf{U}$  is the  $n \times n$  matrix of ones, as before.

Our goal now is to leverage Lemma 9 to bound  $\text{tr}(Q_x \mathbf{V}_x Q_x^\top)$ , where  $\mathbf{V}_x = \sum_{j=1}^p \mathbf{V}(x.j)$ . Specifically, we want to bound

$$\begin{aligned} \text{tr}(Q_x \mathbf{V}_x Q_x^\top) &= \sum_{j=1}^p \text{tr}(Q_x \mathbf{V}(x.j) Q_x^\top) = \underbrace{\sum_{j=1}^p h_1(x.j) \text{tr}(Q_x \mathbf{I} Q_x^\top)}_{(A)} + \underbrace{\sum_{j=1}^p h_2(x.j) \text{tr}(Q_x \mathbf{R} Q_x^\top)}_{(B)} + \underbrace{\sum_{j=1}^p h_3(x.j) \text{tr}(Q_x \mathbf{C} Q_x^\top)}_{(C)} \\ &\quad + \underbrace{\sum_{j=1}^p h_4(x.j) \text{tr}(Q_x \mathbf{L} Q_x^\top)}_{(D)} + \underbrace{\sum_{j=1}^p h_5(x.j) \text{tr}(Q_x \mathbf{U} Q_x^\top)}_{(E)}. \end{aligned} \quad (113)$$

We derive some bounds that will be useful later.

$$\mu_R^2(x) = \frac{1}{|\mathbb{R}^n|} \sum_{r \in |\mathbb{R}^n|} (\bar{x}_r)^2 \leq \frac{1}{|\mathbb{R}^n|} \sum_{r \in |\mathbb{R}^n|} \bar{x}_r^2 = \frac{1}{m_R |\mathbb{R}^n|} \sum_r \sum_{i, r(i)=r} x_i^2 = \|x\|^2/n. \quad (114)$$

Similarly, we derive

$$\mu_C^2(x) \leq \|x\|^2/n, \quad \mu_L^2(x) = \|x\|^2/n, \quad (\bar{x})^2 \leq \|x\|^2/n. \quad (115)$$

Then, for any  $k = 1, \dots, 4$ ,

$$\sum_{j=1}^p h_k(x.j) \leq (|a_k| + |b_k| + |c_k| + |d_k|) \sum_j \|x.j\|^2/n = (|a_k| + |b_k| + |c_k| + |d_k|) \|X\|_F^2/n \triangleq s_k \|X\|_F^2/n = s_k \text{tr}(X^\top X)/n. \quad (116)$$

Term (A) with  $Q_x \mathbf{I} Q_x^\top$ :

$$\sum_{j=1}^p h_1(x.j) \text{tr}(Q_x \mathbf{I} Q_x^\top) \leq s_1 \text{tr}(X^\top X) \text{tr}(Q_x Q_x^\top)/n \stackrel{(i)}{\leq} s_1 p^2 \kappa_n/n. \quad (117)$$

Here, (i) follows from (45) and (42).

Term (B) with  $Q_x \mathbf{R} Q_x^\top$ : Let  $\mu_r = X^\top \mathbf{1}_r/m_R$  be the  $p \times 1$  vector of means of columns  $x.j$  in row  $r$ . By the

Cauchy-Schwarz inequality we have

$$\sum_r \|\mu_r\|^2 \leq \sum_r \sum_j \|x_{r,j}\|^2/m_R = \|X\|_F^2/m_R = \text{tr}(X^\top X)/m_R. \quad (118)$$

Then, letting  $\mathbf{S} = (X^\top X)^{-1}$ ,

$$\begin{aligned} \sum_{j=1}^p h_2(x_{.j}) \text{tr}(Q_x \mathbf{R} Q_x^\top) &= [s_2 \text{tr}(X^\top X)/n] \text{tr}(\mathbf{S} X^\top \mathbf{R} X \mathbf{S}) = [s_2 \text{tr}(X^\top X)/n] \sum_r \text{tr}(\mathbf{S} X^\top \mathbf{1}_r \mathbf{1}'_r X \mathbf{S}) \\ &\leq [s_2 \text{tr}(X^\top X)/n] m_R^2 \sum_r \text{tr}(\mathbf{S} \mu_r \mu'_r \mathbf{S}) = [s_2 \text{tr}(X^\top X)/n] m_R^2 \sum_r \|\mathbf{S} \mu_r\|^2 \\ &\leq [s_2 \text{tr}(X^\top X)/n] m_R^2 \|\mathbf{S}\|_F^2 \sum_r \|\mu_r\|^2 \stackrel{(i)}{\leq} [s_2 \text{tr}(X^\top X)/n] m_R p \lambda_{\max}^2((X^\top X)^{-1}) \text{tr}(X^\top X) \\ &\leq s_2 p^3 m_R \kappa_n^2/n. \end{aligned} \quad (119)$$

Here, (i) follows from (118).

Terms (C) and (D): We follow a completely symmetrical argument to the analysis of the  $\mathbf{R}$  term to obtain:

$$\sum_{j=1}^p h_3(x_{.j}) \text{tr}(Q_x \mathbf{C} Q_x^\top) \leq s_3 p^3 m_C \kappa_n^2/n \quad (120)$$

and

$$\sum_{j=1}^p h_4(x_{.j}) \text{tr}(Q_x \mathbf{L} Q_x^\top) \leq s_4 p^3 m_L \kappa_n^2/n. \quad (121)$$

Term (E) with  $Q_x \mathbf{U} Q_x^\top$ : Since  $X$  are centered in columns, we have  $Q \mathbf{U} Q_x^\top = 0$  and so

$$\sum_{j=1}^p h_5(x_{.j}) \text{tr}(Q_x \mathbf{U} Q_x^\top) = 0. \quad (122)$$

Combining all individual terms we obtain

$$\text{tr}(Q_x \mathbf{V}_x Q_x^\top) \leq p^3 \kappa_n^2 [s_1 + s_2 m_R + s_3 m_C + s_4 m_L]/n. \quad (123)$$

We can see from the solution in (112) that  $s_k = O(1)$  for each  $k = 1, \dots, 5$ . Hence,

$$\text{tr}(Q_x \mathbf{V}_x Q_x^\top) = p^3 \kappa_n^2 O(1) (1 + m_R + m_C + m_L)/n. \quad (124)$$

Note that  $m_R/n = 1/|R^n|$  and  $m_C/n = 1/|C^n|$  and  $m_L/n = 1/|R^n||C_n|$ . So, Lemma 9 implies that for asymptotic validity one sufficient condition is

$$p^4 \kappa_n^2 \kappa(Q_x \mathbf{V}_\varepsilon Q_x^\top) (1/|R^n| + 1/|C^n|) = o(1).$$

This requires that the size of the clusters are increasing. If  $|R^n|$  is bounded, then it is possible to have asymptotic validity if  $Q_x \mathbf{R} Q_x^\top = 0$  in the limit, that is, the columns of  $X$  are centered with respect to the row-cluster. In this case the term  $m_R/n = 1/|R^n|$  does not appear because  $\text{tr}(Q_x \mathbf{R} Q_x^\top) = 0$ . An analogous



argument holds for the column-cluster.  $\square$

**Theorem (11).** *For the linear model in (15) let  $\varepsilon \stackrel{d}{=} g\varepsilon \mid X$  for all  $g \in \mathcal{G}_n^{\text{dyad}}$  and  $X \in \mathbb{X}^{(n)}$ ,  $n > 0$ , such that Assumptions (A1')-(A2) are satisfied. Let  $\delta_{ij}$  be a binary indicator such that  $\delta_{ij} = 1$  only if  $\varepsilon_j$  is in the same row or column with  $\varepsilon_i$  in their dyadic  $\mathcal{E}$ -representation. Let  $\Delta = (\delta_{ij}) \in \{0, 1\}^{n \times n}$ , and define  $\lambda_n = \frac{|\mathbb{E}(\varepsilon' \Delta \varepsilon)|/2(N-2)n}{\mathbb{E}(\varepsilon' \mathbf{1} \varepsilon)/n}$  and  $\omega_n = \frac{|a' Q_x \Delta Q_x' a|}{a' Q_x \mathbf{1} Q_x' a}$ . Suppose that  $X$  has been centered, and the following conditions also hold:*

- (10i.)  $\|\mathbf{H}_x\|_{\max} n^{3/4} = o(1)$ , and  $p/n = o(1)$ .
- (10ii.)  $\lambda_n = \Theta(N^{-1+\epsilon_1})$  and  $\omega_n \sim \Theta(N^{-1+\epsilon_2})$ , with  $\epsilon_1 \in (0, 1)$  and  $\epsilon_2 \in (0, 2]$ .
- (10iii.)  $\min(\omega_n \lambda_n, 1/\omega_n \lambda_n) \leq 1 - \delta$ , for some fixed  $\delta > 0$ .

Then, Condition (C1) is satisfied, and the residual randomization test in Procedure 1 is asymptotically valid under either regular or restricted OLS.

*Proof.* Let  $G$  be a random permutation matrix from  $\mathcal{G}_n^{\text{dyad}}$ . As usual, we can write this as  $G = \sum_{i=1}^n \mathbf{1}_{\pi(i)} \mathbf{1}'_i$ , where  $\pi$  is a random permutation from  $\Pi_n^{\text{dyad}}$ . It will be easier to work with the array representation of  $\varepsilon$  described in Example 6. From Aldous representation,  $\varepsilon_i = q(\mu, \eta_{r(i)}, \eta_{c(i)}, u_i) \equiv \epsilon_{rc}$  for some measurable function  $v$ . In addition, we impose the restrictions (i)-(iii) of Section 3.5.3. Specifically, let  $\mathcal{E} = (\epsilon_{rc})$ , where  $r, c \in \{1, \dots, N\}$ . The restrictions (i)-(iii) of Section 3.5.3 imply a particular structure in  $\mathcal{E}$ . First,  $\mathcal{E}$  is  $N \times N$  and symmetric, and so  $n = N(N-1)/2$ . Second, its diagonal is left undefined (or could be set to 0). Third, its lower triangular part (excluding the diagonal) holds the values in  $\varepsilon$  in some arbitrary fixed order. Below is a simple illustrative example of the arrangement we use in this paper ( $n = 6$ ):

$$\mathcal{E} = \begin{pmatrix} * & \varepsilon_1 & \varepsilon_2 & \varepsilon_3 \\ \varepsilon_1 & * & \varepsilon_4 & \varepsilon_5 \\ \varepsilon_2 & \varepsilon_4 & * & \varepsilon_6 \\ \varepsilon_3 & \varepsilon_5 & \varepsilon_6 & * \end{pmatrix}. \quad (125)$$

To transform back to  $\varepsilon$  we simply get the lower triangular part of  $\mathcal{E}$  column-by-column from above matrix. Thus, every element  $i \in \{1, \dots, n\}$  in the lower-triangle of  $\mathcal{E}$  has a row and column. We use functions  $r : [n] \rightarrow [N]$  and  $c : [n] \rightarrow [N]$ . In the above example:

$$\begin{aligned} r(1) &= 2, & r(2) &= 3, & r(3) &= 4, & r(4) &= 3, & r(5) &= 4, & r(6) &= 4, \\ c(1) &= 1, & c(2) &= 1, & c(3) &= 1, & c(4) &= 2, & c(5) &= 2, & c(6) &= 3. \end{aligned}$$

With these definitions, dyadic partial exchangeability means that permuting the rows and columns of  $\mathcal{E}$ —under a common permutation—leaves its distribution invariant; e.g.,

$$\mathcal{E}' = \begin{pmatrix} * & \varepsilon_5 & \varepsilon_3 & \varepsilon_6 \\ \varepsilon_5 & * & \varepsilon_1 & \varepsilon_4 \\ \varepsilon_3 & \varepsilon_1 & * & \varepsilon_2 \\ \varepsilon_6 & \varepsilon_4 & \varepsilon_2 & * \end{pmatrix} \stackrel{d}{=} \mathcal{E}.$$

where we applied the permutation (4 2 1 3) on both rows and columns. Transforming back to the errors implies the following invariance on  $\varepsilon$ :

$$(\varepsilon_1, \dots, \varepsilon_6) \stackrel{d}{=} (\varepsilon_5, \varepsilon_3, \varepsilon_6, \varepsilon_1, \varepsilon_4, \varepsilon_2).$$

The challenge of the proof is to correctly characterize the structure of errors implied by dyadic partial exchangeability. It can be seen from the above example that this type of exchangeability is more complex than the partial exchangeability of Theorem 9.

However, exploiting the symmetries of these transformations can simplify the problem significantly. First, by symmetry over all positions in  $\mathcal{E}$ , we obtain immediately that

$$\pi(i) \sim \text{Unif}(\{1, \dots, n\}). \quad (126)$$

Another key fact is that the dyadic permutation leaves the set of elements in rows and columns of  $\mathcal{E}$  unchanged. For instance, the set of values in the second row of  $\mathcal{E}'$  is the same as  $\mathcal{E}$ : element “5” has elements “1, 4, 3, 6” in its “neighborhood” —same row, same column— for any permutation. By symmetry, the distribution of those neighborhood elements around “5” is uniform.

Formally, let  $A(i) = \{j \neq i : r(j) = r(i) \text{ or } c(j) = c(i)\}$ . Note that  $|A(i)| = 2(N - 2)$  for any  $i$ . This function is symmetric in the sense that if  $j \in A(i)$  then  $i \in A(j)$ . Also, let  $B(i) = \{j \neq i : j \notin A(i)\}$ . Then, the previous symmetrical argument on the element “5” implies that

$$\begin{aligned} \pi(j) \mid \pi(i), j \in A(i) &\sim \text{Unif}(A(\pi(i))), \\ \pi(j) \mid \pi(i), j \in B(i) &\sim \text{Unif}(B(\pi(i))). \end{aligned} \quad (127)$$

Let  $\bar{x}_A(i)$  denote the average of values in  $A(i)$ ; similarly for  $\bar{x}_B(i)$ . Then,

$$\mathbb{E}(x_{\pi(i)}x_{\pi(j)} \mid j \in A(i)) = \mathbb{E}(x_{\pi(i)}\mathbb{E}(x_{\pi(j)} \mid \pi(i), j \in A(i))) \stackrel{(i)}{=} \mathbb{E}(x_{\pi(i)}\bar{x}_A(\pi(i))) \stackrel{(ii)}{=} \frac{1}{n} \sum_{i=1}^n x_i \bar{x}_A(i) \triangleq \mu_A(x). \quad (128)$$

Here, (i) follows from (127) and (ii) follows from (126). Similarly,

$$\mathbb{E}(x_{\pi(i)}x_{\pi(j)} \mid j \in B(i)) = \mathbb{E}(x_{\pi(i)}\mathbb{E}(x_{\pi(j)} \mid \pi(i), j \in B(i))) = \mathbb{E}(x_{\pi(i)}\bar{x}_B(\pi(i))) = \frac{1}{n} \sum_{i=1}^n x_i \bar{x}_B(i) \triangleq \mu_B(x). \quad (129)$$

For any  $z \in \mathbb{R}^n$ ,

$$\mathbb{E}(Gz) \stackrel{(i)}{=} \mathbb{E}(G^\top z) = \mathbb{E}\left(\sum_{i=1}^n \mathbf{1}_i \mathbf{1}'_{\pi(i)} z\right) = \sum_i \mathbf{1}_i \mathbb{E}(\mathbf{1}'_{\pi(i)} z) \stackrel{(ii)}{=} (1/n) \sum_i \mathbf{1}_i \mathbf{1}' z = \bar{z}, \quad (130)$$

where (i) follows from  $G \stackrel{d}{=} G^\top$ , and (ii) follows from (126). Next, we analyze  $\mathbf{V}(z) = \mathbb{E}(Gzz'G^\top)$ , for any

$z \in \mathbb{R}^n$ :

$$\begin{aligned}
\mathbf{V}(z) &= \mathbb{E}(Gz z' G^\top) = \mathbb{E}(G^\top z z' G) = \sum_{i,j} \mathbb{E}(z_{\pi(i)} z_{\pi(j)}) \mathbf{1}_i \mathbf{1}_j' \\
&= \sum_i \mathbb{E}(z_{\pi(i)}^2) \mathbf{1}_i \mathbf{1}_i' + \sum_i \sum_{j \in A(i)} \mathbb{E}(z_{\pi(i)} z_{\pi(j)}) \mathbf{1}_i \mathbf{1}_j' + \sum_i \sum_{j \in B(i)} \mathbb{E}(z_{\pi(i)} z_{\pi(j)}) \mathbf{1}_i \mathbf{1}_j' \\
&\stackrel{(i)}{=} z^2 \mathbf{I} + \sum_i \sum_{j \in A(i)} \mathbb{E}(z_{\pi(i)} z_{\pi(j)}) \mathbf{1}_i \mathbf{1}_j' + \sum_i \sum_{j \in B(i)} \mathbb{E}(z_{\pi(i)} z_{\pi(j)}) \mathbf{1}_i \mathbf{1}_j' \\
&\stackrel{(ii)}{=} h_1(z) \mathbf{I} + \mu_A(z) \mathbf{\Delta} + \mu_B(z) (\mathbf{U} - \mathbf{\Delta} - \mathbf{I}).
\end{aligned} \tag{131}$$

Here, (i) is due to (126); and (ii) follows from (128) and (129).

Equation (131) will be the foundation for the rest of this proof because we can use it to apply Lemma 10. Using the notation of Lemma 10,  $\mathbf{V}(z)$  can be represented through the following basis ( $K = 3$ ):

$$\mathbf{A}_1 = \mathbf{I}, \quad \mathbf{A}_2 = \mathbf{\Delta}, \quad \mathbf{A}_3 = \mathbf{U} - \mathbf{\Delta} - \mathbf{I}. \tag{132}$$

The following properties of  $\mathbf{\Delta}$  can be derived through simple numerical arguments—we skip the proof:

$$\begin{aligned}
\mathbf{\Delta}^2 &= (2N - 8) \mathbf{I} + (N - 6) \mathbf{\Delta} + 4 \mathbf{U} \\
\mathbf{\Delta} \mathbf{U} &= 2(N - 2) \mathbf{U}.
\end{aligned} \tag{133}$$

Next, we calculate the matrices  $C, \mathbf{T}_r$  of Lemma 10. For matrix  $\mathbf{T}_r$ :

$$\begin{aligned}
\text{tr}(\mathbf{A}_1 \mathbf{A}_1) &= \text{tr}(\mathbf{I}) = n. \\
\text{tr}(\mathbf{A}_1 \mathbf{A}_2) &= \text{tr}(\mathbf{\Delta}) = 0, \quad \text{tr}(\mathbf{A}_1 \mathbf{A}_3) = \text{tr}(\mathbf{U} - \mathbf{\Delta} - \mathbf{I}) = 0. \\
\text{tr}(\mathbf{A}_2 \mathbf{A}_2) &= \text{tr}(\mathbf{\Delta}^2) = 2(N - 2)n. \\
\text{tr}(\mathbf{A}_2 \mathbf{A}_3) &= \text{tr}(\mathbf{\Delta} \mathbf{U}) - \text{tr}(\mathbf{\Delta}^2) - \text{tr}(\mathbf{\Delta}) = 2(N - 2)n - 2(N - 2)n = 0. \\
\text{tr}(\mathbf{A}_3 \mathbf{A}_3) &= \text{tr}(\mathbf{U}^2) - \text{tr}(\mathbf{U} \mathbf{\Delta}) - \text{tr}(\mathbf{U}) - \text{tr}(\mathbf{\Delta} \mathbf{U}) + \text{tr}(\mathbf{\Delta}^2) - \text{tr}(\mathbf{\Delta}) - \text{tr}(\mathbf{U}) + \text{tr}(\mathbf{\Delta}) + \text{tr}(\mathbf{I}) \\
&= n^2 - 2(N - 2)n - n - 2(N - 2)n + 2(N - 2)n - n + n = n[n - 2(N - 2) - 1] = n(n - 2N + 3).
\end{aligned} \tag{134}$$

Thus,

$$C = \mathbf{T}_r^{-1} = \begin{pmatrix} 1/n & 0 & 0 \\ 0 & 1/2(N - 2)n & 0 \\ 0 & 0 & 1/n(n - 2N + 3) \end{pmatrix}.$$

It also holds

$$h_1(z) = z' \mathbf{A}_1 z / n, \quad h_2(z) = \mu_A(z) = z' \mathbf{A}_2 z / 2(N - 2)n, \quad h_3(z) = \mu_B(z) = z' \mathbf{A}_3 z / n(n - 2N + 3). \tag{135}$$

Since  $\mathbf{A}_1 + \mathbf{A}_2 + \mathbf{A}_3 = \mathbf{U}$  this implies, for any  $z \in \mathbb{R}^n$ , that

$$nh_1(z) + 2(N - 2)nh_2(z) + n(n - 2N + 3)h_3(z) = n^2(z)^2. \tag{136}$$

In particular, whenever  $\bar{z} = 0$ , we obtain  $nh_1(z) + 2(N-2)nh_2(z) + n(n-2N+3)h_3(z) = 0$ . Our model has been centered ( $\bar{\varepsilon} = 0$ ), and so setting  $z = \varepsilon$  and taking expectations yields

$$\mu_1 + 2(N-2)\mu_2 + (n-2N+3)\mu_3 = 0, \quad (137)$$

where  $\mu_i = \mathbb{E}[h_i(\varepsilon)]$  as defined in Lemma 10. We can use this equation to bound the moment ratios between  $\mu_i$ s. By definition,  $\lambda_n = |\mu_2|/|\mu_1|$ , and so (137) implies

$$\frac{|\mu_3|}{|\mu_1|} \leq O(1/n) + O(\lambda_n N/n), \quad \text{and} \quad \frac{|\mu_3|}{|\mu_2|} \leq O(N/n) + O(1/\lambda_n n). \quad (138)$$

To calculate  $\tilde{\mathbf{T}}_r$  in Lemma 10, we use the properties  $\mathbf{H}_x^\top \mathbf{H}_x = \mathbf{H}_x$ ,  $\text{tr}(\mathbf{H}_x) = p$  and  $\mathbf{H}_x \mathbf{U} = \mathbf{U}$  and  $\Delta \mathbf{U} = 2(N-2)\mathbf{U}$ , proved in (47) and (133), respectively, to obtain

$$\begin{aligned} \text{tr}(\mathbf{H}_x^\top \mathbf{A}_1 \mathbf{H}_x \mathbf{A}_1) &= \text{tr}(\mathbf{H}_x) = p \\ \text{tr}(\mathbf{H}_x^\top \mathbf{A}_1 \mathbf{H}_x \mathbf{A}_2) &= \text{tr}(\mathbf{H}_x \Delta) = a_n \\ \text{tr}(\mathbf{H}_x^\top \mathbf{A}_1 \mathbf{H}_x \mathbf{A}_3) &= \text{tr}(\mathbf{H}_x \mathbf{U}) - \text{tr}(\mathbf{H}_x \Delta) - \text{tr}(\mathbf{H}_x) = n - p - a_n \\ \text{tr}(\mathbf{H}_x^\top \mathbf{A}_2 \mathbf{H}_x \mathbf{A}_2) &= \text{tr}(\mathbf{H}_x \Delta \mathbf{H}_x \Delta) = b_n \\ \text{tr}(\mathbf{H}_x^\top \mathbf{A}_2 \mathbf{H}_x \mathbf{A}_3) &= \text{tr}(\mathbf{H}_x \Delta \mathbf{H}_x (\mathbf{U} - \Delta - \mathbf{I})) = \text{tr}(\mathbf{H}_x \Delta \mathbf{U}) - \text{tr}(\mathbf{H}_x \Delta \mathbf{H}_x \Delta) - \text{tr}(\mathbf{H}_x \Delta \mathbf{H}_x) \\ &= 2(N-2)n - \text{tr}(\mathbf{H}_x \Delta \mathbf{H}_x \Delta) - \text{tr}(\mathbf{H}_x \Delta) = 2(N-2)n - a_n - b_n \\ \text{tr}(\mathbf{H}_x^\top \mathbf{A}_3 \mathbf{H}_x \mathbf{A}_3) &= \text{tr}(\mathbf{H}_x (\mathbf{U} - \Delta - \mathbf{I}) \mathbf{H}_x (\mathbf{U} - \Delta - \mathbf{I})) \\ &= \text{tr}(\mathbf{H}_x \mathbf{U} \mathbf{H}_x \mathbf{U}) - \text{tr}(\mathbf{H}_x \mathbf{U} \mathbf{H}_x \Delta) - \text{tr}(\mathbf{H}_x \mathbf{U} \mathbf{H}_x) \\ &\quad - \text{tr}(\mathbf{H}_x \Delta \mathbf{H}_x \mathbf{U}) + \text{tr}(\mathbf{H}_x \Delta \mathbf{H}_x \Delta) + \text{tr}(\mathbf{H}_x \Delta \mathbf{H}_x) \\ &\quad - \text{tr}(\mathbf{H}_x \mathbf{I} \mathbf{H}_x \mathbf{U}) + \text{tr}(\mathbf{H}_x \mathbf{I} \mathbf{H}_x \Delta) + \text{tr}(\mathbf{H}_x \mathbf{I} \mathbf{H}_x \mathbf{I}) \\ &= n^2 - 2(N-2)n - n \\ &\quad - 2(N-2)n + b_n + a_n \\ &\quad - n + a_n + p \\ &= n(n-4N+6) + b_n + 2a_n + p. \end{aligned} \quad (139)$$

Here, we set  $a_n = \text{tr}(\mathbf{H}_x \Delta)$  and  $b_n = \text{tr}(\mathbf{H}_x \Delta \mathbf{H}_x \Delta)$ .

We can bound those quantities as follows. First, write  $\Delta$  as  $\Delta = \sum_{i \in [n]} \sum_{j \in A(i)} \mathbf{1}_i \mathbf{1}_j'$ . Then,

$$\begin{aligned} b_n = \text{tr}(\mathbf{H}_x \Delta \mathbf{H}_x \Delta) &= \sum_{i \in [n]} \sum_{j \in A(i)} \text{tr}(\mathbf{H}_x \Delta \mathbf{H}_x \mathbf{1}_i \mathbf{1}_j') = \sum_{i \in [n]} \sum_{j \in A(i)} \mathbf{1}_j' \mathbf{H}_x \Delta \mathbf{H}_x \mathbf{1}_i \stackrel{(i)}{=} \sum_{i \in [n]} \sum_{j \in A(i)} h_{j,\cdot} \Delta h'_{\cdot,i} \\ &= \sum_{i \in [n]} \sum_{j \in A(i)} \left( \sum_k \sum_{l \in A(k)} h_{j,k} h_{l,i} \right) \stackrel{(ii)}{\leq} \|\mathbf{H}_x\|_{\max}^2 O(n^2 N^2) \\ &\stackrel{(iii)}{=} O(\|\mathbf{H}_x\|_{\max}^2 \cdot n^{3/2}) \stackrel{(iv)}{=} o(1). \end{aligned} \quad (140)$$

Here, in (i)  $h_{j,\cdot}, h_{\cdot,i}$  denotes entire rows and columns from  $\mathbf{H}_x$ ; (ii) follows from  $|A(i)| = 2(N-2)$  for all  $i$ , as mentioned above; in (iii) we used  $N = O(\sqrt{n})$ , and (iv) follows from condition (11i) of the theorem. For

$a_n$ , we follow a similar argument.

$$\begin{aligned}
a_n &= \text{tr}(\mathbf{H}_x \mathbf{\Delta}) = \sum_{i \in [n]} \sum_{j \in A(i)} \text{tr}(\mathbf{H}_x \mathbf{1}_i \mathbf{1}'_j) = \sum_{i \in [n]} \sum_{j \in A(i)} \mathbf{1}'_j \mathbf{H}_x \mathbf{1}_i = \sum_{i \in [n]} \sum_{j \in A(i)} h_{ij} \\
&\leq \|\mathbf{H}_x\|_{\max} \cdot 2n(N-2) \\
\frac{a_n}{n} &= O(\|\mathbf{H}_x\|_{\max} \cdot n^{1/2}) = o(1).
\end{aligned} \tag{141}$$

We now gather the results from (134), (139) to obtain

$$\begin{aligned}
\tilde{\boldsymbol{\mu}} &= \mathbf{T}_r^{-1} \tilde{\mathbf{T}}_r \boldsymbol{\mu} = \begin{pmatrix} 1/n & 0 & 0 \\ 0 & 1/2(N-2)n & 0 \\ 0 & 0 & 1/n(n-2N+3) \end{pmatrix} \begin{pmatrix} p & a_n & n-p-a_n \\ a_n & b_n & 2(N-2)n-a_n-b_n \\ n-p-a_n & 2(N-2)n-a_n-b_n & n(n-4N+6)+b_n+2a_n+p \end{pmatrix} \boldsymbol{\mu} \\
&= \begin{pmatrix} 1/n & 0 & 0 \\ 0 & 1/2(N-2)n & 0 \\ 0 & 0 & 1/n(n-2N+3) \end{pmatrix} \begin{pmatrix} p\mu_1 + a_n\mu_2 + (n-p-a_n)\mu_3 \\ a_n\mu_1 + b_n\mu_2 + [2(N-2)n-a_n-b_n]\mu_3 \\ (n-p-a_n)\mu_1 + [2(N-2)n-a_n-b_n]\mu_2 + [n(n-4N+6)+b_n+2a_n+p]\mu_3 \end{pmatrix}
\end{aligned}$$

and so

$$\begin{aligned}
\tilde{\mu}_1 &= \frac{p\mu_1 + a_n\mu_2 + (n-p-a_n)\mu_3}{n} = \mu_3 + \frac{p\mu_1 + a_n\mu_2 - (p+a_n)\mu_3}{n} \\
\tilde{\mu}_2 &= \frac{a_n\mu_1 + b_n\mu_2 + [2(N-2)n-a_n-b_n]\mu_3}{2(N-2)n} = \mu_3 + \frac{a_n\mu_1 + b_n\mu_2 - (a_n+b_n)\mu_3}{2(N-2)n} \\
\tilde{\mu}_3 &= \frac{(n-p-a_n)\mu_1 + [2(N-2)n-a_n-b_n]\mu_2 + [n(n-4N+6)+b_n+2a_n+p]\mu_3}{n(n-2N+3)} \\
&= \mu_3 + \frac{(n-p-a_n)\mu_1 + [2(N-2)n-a_n-b_n]\mu_2 - [2(N-2)n+n-b_n-2a_n-p]\mu_3}{n(n-2N+3)}
\end{aligned} \tag{142}$$

Moreover,

$$\begin{aligned}
\psi_1 &= a' Q_x \mathbf{I} Q_x^\top a \stackrel{(i)}{=} a' \mathbf{S} a > 0, \\
\psi_2 &= a' Q_x \mathbf{\Delta} Q_x^\top a \\
\psi_3 &\stackrel{(ii)}{=} a' Q_x (\mathbf{U} - \mathbf{\Delta} - \mathbf{I}) Q_x^\top a = a_1^2 - \psi_2 - \psi_3.
\end{aligned} \tag{143}$$

where (i) and (ii) follow from (45) and (46). For the conditional mean we obtain  $\nu(\varepsilon) = \mathbb{E}[t_n(G\varepsilon)|\varepsilon] = a' Q_x \mathbb{E}(G)\varepsilon \stackrel{(i)}{=} \bar{\varepsilon}(a' Q_x \mathbf{1}) \stackrel{(ii)}{=} a_1 \bar{\varepsilon}$ , where (i) follows from (126) and (ii) from (46). The model is centered  $\bar{\varepsilon} = 0$ , and so  $\sum_{i=1}^3 \psi_i = 0$ , and  $\mathbb{E}[\nu^2(\varepsilon)] = \mathbb{E}[(\bar{\varepsilon})^2] a_1^2 = 0$ . This means that  $\rho_k = 0$  in (55) of Lemma 10.

The following bounds on  $\psi$  will be useful. Recall that, by definition,  $\omega_n = |\psi_2|/|\psi_1|$ . Let  $\mathbf{s}(\cdot)$  denote the sign function. Since  $\psi_3 = -\psi_1 - \psi_2$  and  $\psi_1 > 0$ , we obtain

$$\frac{|\psi_3|}{|\psi_1|} = |1 + \omega_n \mathbf{s}(\psi_2)|, \quad \frac{|\psi_3|}{|\psi_2|} = |1 + 1/\omega_n \mathbf{s}(\psi_2)|. \tag{144}$$

We are now ready to use our results so far to bound the ratio in Lemma 10,

$$\frac{\psi_1 \tilde{\mu}_1 + \psi_2 \tilde{\mu}_2 + \psi_3 \tilde{\mu}_3}{\psi_1 \mu_1 + \psi_2 \mu_2 + \psi_3 \mu_3}. \tag{145}$$

For the nominator, using  $\psi_3 = -\psi_1 - \psi_2$  and (142) we obtain:

$$\begin{aligned}
& |\psi_1 \tilde{\mu}_1 + \psi_2 \tilde{\mu}_2 + \psi_3 \tilde{\mu}_3| \\
& \stackrel{(i)}{=} \left| \psi_1 \left( \mu_1 \frac{p}{n} + \mu_2 \frac{a_n}{n} - \mu_3 \frac{p+a_n}{n} \right) + \psi_2 \left( \mu_1 \frac{a_n}{2(N-2)n} + \mu_2 \frac{b_n}{2(N-2)n} - \mu_3 \frac{a_n+b_n}{2(N-2)n} \right) \right. \\
& \quad \left. + \psi_3 \left( \mu_1 \frac{n-p-a_n}{n(n-2N+3)} + \mu_2 \frac{2(N-2)n-a_n-b_n}{n(n-2N+3)} - \mu_3 \frac{2(N-2)n+n-p-2a_n-b_n}{n(n-2N+3)} \right) \right| \\
& \stackrel{(ii)}{\leq} |\psi_1 \mu_1| \left[ \frac{p}{n} + \frac{|\mu_2|}{|\mu_1|} \frac{a_n}{n} + \frac{|\mu_3|}{|\mu_1|} \frac{p+a_n}{n} + \frac{|\psi_3|}{|\psi_1|} \frac{n-p-a_n}{n(n-2N+3)} \right] \\
& \quad + |\psi_2 \mu_2| \left[ \frac{|\mu_1|}{|\mu_2|} \frac{a_n}{2(N-2)n} + \frac{b_n}{2(N-2)n} + \frac{|\mu_3|}{|\mu_2|} \frac{a_n+b_n}{2(N-2)n} + \frac{|\psi_3|}{|\psi_2|} \frac{2(N-2)n-a_n-b_n}{n(n-2N+3)} \right] \\
& \quad + |\psi_3 \mu_3| \frac{2(N-2)n+n-p-2a_n-b_n}{n(n-2N+3)} \\
& \stackrel{(ii)}{\leq} |\psi_1 \mu_1| \left[ \frac{p}{n} + \lambda_n \frac{a_n}{n} + O\left(\frac{1+\lambda_n N}{n}\right) \frac{p+a_n}{n} + (1+\omega_n) \frac{n-p-a_n}{n(n-2N+3)} \right] \\
& \quad + |\psi_2 \mu_2| \left[ (1/\lambda_n) \frac{a_n}{2(N-2)n} + \frac{b_n}{2(N-2)n} + O\left(\frac{N\lambda_n+1}{\lambda_n n}\right) \frac{a_n+b_n}{2(N-2)n} + (1+1/\omega_n) \frac{2(N-2)n-a_n-b_n}{n(n-2N+3)} \right] \\
& \quad + |\psi_3 \mu_3| \frac{2(N-2)n+n-p-2a_n-b_n}{n(n-2N+3)} \\
& \stackrel{(iii)}{\leq} (|\psi_1 \mu_1| + |\psi_2 \mu_2| + |\psi_3 \mu_3|) \cdot [o(1) + o(\lambda_n) + o(\omega_n/n) + o(1/\lambda_n N) + o(1/\omega_n N)] \\
& \stackrel{(iv)}{\leq} (|\psi_1 \mu_1| + |\psi_2 \mu_2| + |\psi_3 \mu_3|) \cdot o(1). \tag{146}
\end{aligned}$$

Here, in (i) we used the expressions from (142) and  $(\psi_1 + \psi_2 + \psi_3)\mu_3 = 0$ ; in (ii) we used the bounds in (138) and (144), and the definitions of  $\lambda_n, \omega_n$ ; in (iii) we used the asymptotic bounds in (140) and (141), and  $p/n = o(1)$  from condition 11(i) of the theorem. Finally, in (iv) we used the conditions in (11ii) of the theorem.

Our penultimate step is to bound the ratio  $\frac{|\psi_1 \mu_1| + |\psi_2 \mu_2| + |\psi_3 \mu_3|}{|\psi_1 \mu_1 + \psi_2 \mu_2 + \psi_3 \mu_3|}$ . From (138) and (144) we obtain

$$\begin{aligned}
\frac{|\psi_3 \mu_3|}{|\psi_1 \mu_1|} & \leq (1 + \omega_n) [O(1/n) + O(\lambda_n N/n)] \stackrel{(i)}{=} o(1), \\
\frac{|\psi_3 \mu_3|}{|\psi_2 \mu_2|} & \leq (1 + 1/\omega_n) [O(N/n) + O(1/\lambda_n n)] \stackrel{(ii)}{=} o(1), \tag{147}
\end{aligned}$$

where the asymptotics in (i)-(ii) follow from condition (11ii) of the theorem. This means that for sufficiently large  $n$ , the term  $|\psi_3 \mu_3|$  is smaller than  $|\psi_1 \mu_1|$  and  $|\psi_2 \mu_2|$ . We thus consider only the following two cases:

Case  $|\psi_1 \mu_1| > |\psi_2 \mu_2|$ . In this case,  $\min(\omega_n \lambda_n, 1/\omega_n \lambda_n) = \omega_n \lambda_n$ , and so by condition (11iii) of the theorem:

$$\omega_n \lambda_n \leq 1 - \delta, \quad \delta > 0. \tag{148}$$

Then, since  $\psi_1\mu_1 > 0$ ,

$$\begin{aligned} \frac{|\psi_1\mu_1| + |\psi_2\mu_2| + |\psi_3\mu_3|}{|\psi_1\mu_1 + \psi_2\mu_2 + \psi_3\mu_3|} &= \frac{|\psi_1\mu_1| + |\psi_2\mu_2| + |\psi_3\mu_3|}{|\psi_1\mu_1| \cdot |1 + \omega_n\lambda_n\mathfrak{s}(\psi_2\mu_2) + \frac{|\psi_3\mu_3|}{|\psi_1\mu_1|}\mathfrak{s}(\mu_3\psi_3)|}} \\ &\stackrel{(i)}{\leq} \frac{1 + |\psi_2\mu_2|/|\psi_1\mu_1| + |\psi_3\mu_3|/|\psi_1\mu_1|}{|1 + \omega_n\lambda_n\mathfrak{s}(\psi_2\mu_2) + o(1)|} \\ &\stackrel{(ii)}{\leq} \frac{2 + o(1)}{1 - \omega_n\lambda_n + o(1)} \stackrel{(ii)}{\leq} \frac{2}{\delta + o(1)} = O(1). \end{aligned} \quad (149)$$

Here, in (i) we used (147); in (ii) we used (148).

Case  $|\psi_1\mu_1| < |\psi_2\mu_2|$ . In this case,  $\min(\omega_n\lambda_n, 1/\omega_n\lambda_n) = 1/\omega_n\lambda_n$ , and so by condition (11iii) of the theorem:

$$1/\omega_n\lambda_n \leq 1 - \delta, \quad \delta > 0. \quad (150)$$

The argument is symmetric to before.

$$\begin{aligned} \frac{|\psi_1\mu_1| + |\psi_2\mu_2| + |\psi_3\mu_3|}{|\psi_1\mu_1 + \psi_2\mu_2 + \psi_3\mu_3|} &\leq \frac{|\psi_1\mu_1| + |\psi_2\mu_2| + |\psi_3\mu_3|}{|\psi_2\mu_2| \cdot |(1/\omega_n\lambda_n)\mathfrak{s}(\psi_2\mu_2) + 1 + \frac{|\psi_3\mu_3|}{|\psi_2\mu_2|}\mathfrak{s}(\mu_3\psi_3/\mu_2\psi_2)|}} \\ &\leq \frac{2 + o(1)}{1 - 1/\omega_n\lambda_n + o(1)} \leq \frac{2}{\delta + o(1)} = O(1). \end{aligned} \quad (151)$$

The previous two results imply that we can always bound the ratio as

$$\frac{|\psi_1\mu_1| + |\psi_2\mu_2| + |\psi_3\mu_3|}{|\psi_1\mu_1 + \psi_2\mu_2 + \psi_3\mu_3|} = O(1). \quad (152)$$

We thus conclude:

$$\frac{|\psi_1\tilde{\mu}_1 + \psi_2\tilde{\mu}_2 + \psi_3\tilde{\mu}_3|}{|\psi_1\mu_1 + \psi_2\mu_2 + \psi_3\mu_3|} = \frac{|\psi_1\tilde{\mu}_1 + \psi_2\tilde{\mu}_2 + \psi_3\tilde{\mu}_3|}{|\psi_1\mu_1| + |\psi_2\mu_2| + |\psi_3\mu_3|} \times \frac{|\psi_1\mu_1| + |\psi_2\mu_2| + |\psi_3\mu_3|}{|\psi_1\mu_1 + \psi_2\mu_2 + \psi_3\mu_3|} \stackrel{(i)}{=} o(1) \times O(1) = o(1).$$

Here, in (i) we combined (146) and (152).  $\square$

**Theorem (10).** For the linear model in (15) let  $\varepsilon \stackrel{d}{=} g\varepsilon \mid X$  for all  $g \in \mathcal{G}_n^p(\mathbb{R}^n)$  and  $X \in \mathbb{X}^{(n)}$ ,  $n > 0$ , such that Assumptions (A1')-(A2) are satisfied. Define  $\bar{\lambda}_{n,2} = \max_{i \in [n]} \frac{\|x_i\|_2^2}{\|X\|_F^2/n}$ , and suppose that the model has been de-trended, and that

$$p^4 \kappa_n^2 \kappa(Q_x \mathbf{V}_\varepsilon Q_x^\top) \bar{\lambda}_{n,2}/N = o(1).$$

Then, Condition (C1) is satisfied, and the residual randomization test in Procedure 1 is asymptotically valid under either regular or restricted OLS.

*Proof.* As in Theorem 8, here we will employ Lemma 9. This holds for both regular and restricted OLS. In this setting of panel data, every datapoint  $i$  is mapped to a firm  $r$  and a time  $t$ ; we denote this as  $i = [r, t]$ . So,  $x_{[r,t]}$  will be a different notation for  $x_i$ . There are  $N$  firms and  $T$  time points, and so there are  $n = NT$

total observations. For example, if  $N = 2$  the following invariance holds:  $\mathcal{E}' = \begin{pmatrix} \varepsilon'_{11} & \varepsilon'_{12} & \cdots & \varepsilon'_{1T} \\ \varepsilon'_{21} & \varepsilon'_{22} & \cdots & \varepsilon'_{2T} \end{pmatrix} \stackrel{d}{=}$

$\begin{pmatrix} \varepsilon'_{21} & \varepsilon'_{22} & \cdots & \varepsilon'_{2T} \\ \varepsilon'_{11} & \varepsilon'_{12} & \cdots & \varepsilon'_{1T} \end{pmatrix}$ . Let  $r(i) \in$  denote the row of data point  $i$ , and  $t(i) \in \{1, \dots, T\}$  the time of  $i$ .

These functions are deterministic, but the index  $r(\pi(i))$  —and  $t(\pi(i))$ — is a random variable. In the above example, if we arrange the elements row-first, then

$$r(1) = 1, r(2) = 1, \dots, r(T) = 1, r(T+1) = 2, \dots, r(2T) = 2,$$

and

$$t(1) = 1, t(2) = 2, \dots, t(T) = T, t(T+1) = 1, \dots, t(2T) = T.$$

Let  $G$  be the corresponding permutation in matrix form. We can write this as  $G = \sum_{i=1}^n \mathbf{1}_{\pi(i)} \mathbf{1}'_i$ . The key property of  $G$  is that, for any element  $i$ , it leaves its column unchanged, and only permutes the rows of the array format of  $\varepsilon'$ . Thus,

$$\begin{aligned} \pi(i) &\sim \text{Unif}(\{j : t(j) = t(i)\}) \\ r(\pi(i)) &\sim \text{Unif}(\{1, \dots, N\}) \\ t(\pi(i)) &= t(i) \quad (\text{columns remain unchanged}). \end{aligned} \tag{153}$$

Also, since the columns are unchanged,  $\pi(i)$  conditional on its row is degenerate:

$$\pi(i) \mid \{r(\pi(i)) = r\} = [r, t(i)]. \tag{154}$$

The following average quantities will also be useful:

$$\mu_t = \frac{1}{N} \sum_{r=1}^N x_{[r,t]}, \quad \mu_{t,t'} = \frac{1}{N} \sum_{r=1}^N x_{[r,t]} x_{[r,t']}, \quad \overline{x_t^2} = \frac{1}{N} \sum_{r=1}^N x_{[r,t]}^2. \tag{155}$$

It follows that

$$\mathbb{E}[\mathbf{1}_{\pi(i)}] = \mathbb{E}[\mathbf{1}_{[r(\pi(i)), t(\pi(i))]}] \stackrel{(i)}{=} \mathbb{E}[\mathbf{1}_{[r(\pi(i)), t(i)]}] \stackrel{(ii)}{=} \frac{1}{N} \sum_{r=1}^N \mathbf{1}_{[r,t(i)]} \triangleq (1/N) \mathbf{1}_{t(i)}. \tag{156}$$

Here, (i) follows from last line of (153), and (ii) from the second line.

Now we derive the quantity  $\mathbb{E}(x_{\pi(j)} \mid \pi(i), j \neq i)$ . This is equal to

$$\mathbb{E}(x_{\pi(j)} \mid \pi(i), j \neq i) = \begin{cases} x_{[r(\pi(i)), t(j)]}, & \text{if } r(j) = r(i), t(j) \neq t(i) \quad (i, j \text{ datapoints in same firm}); \\ \frac{1}{N-1} (N \bar{x}_{t(j)} - x_{[r(\pi(i)), t(j)]}), & \text{if } r(j) \neq r(i) \quad (\text{different firms}). \end{cases} \tag{157}$$

From this, we obtain:

$$\begin{aligned} \mathbb{E}(x_{\pi(i)} x_{\pi(j)} \mid j \neq i) &= \mathbb{E}(x_{\pi(i)} \mathbb{E}(x_{\pi(j)} \mid \pi(i), j \neq i)) \\ &= \begin{cases} \mathbb{E}\{x_{[r(\pi(i)), t(i)]} x_{[r(\pi(i)), t(j)]}\} \stackrel{(i)}{=} \frac{1}{N} \sum_{r=1}^N x_{[r,t(i)]} x_{[r,t(j)]} = \mu_{t(i), t(j)}, & \text{if } r(j) = r(i), t(j) \neq t(i). \\ \mathbb{E}\{x_{[r(\pi(i)), t(i)]} \frac{1}{N-1} (N \bar{x}_{t(j)} - x_{[r(\pi(i)), t(j)]})\} = \frac{N}{N-1} \mu_{t(i)} \mu_{t(j)} - \frac{1}{N-1} \mu_{t(i), t(j)}, & \text{if } r(j) \neq r(i). \end{cases} \end{aligned} \tag{158}$$

Moreover,

$$\mathbb{E}(x_{\pi(i)}^2) = \mathbb{E}(x_{[r(\pi(i)), t(i)]}^2) = \frac{1}{N} \sum_r x_{r,t(i)}^2 = \overline{x_{t(i)}^2}. \tag{159}$$



Thus, when  $z$  is de-trended, i.e.,  $\mathbf{1}'_t z = 0$ , we have  $\mathbb{E}(Gz) = 0$ .

For any  $z \in \mathbb{R}^n$ ,

$$\begin{aligned}
\mathbb{E}(Gz) &\stackrel{(i)}{=} \mathbb{E}(G^\top z) = \mathbb{E}\left(\sum_{i=1}^n \mathbf{1}_i \mathbf{1}'_{\pi(i)} z\right) = \sum_i \mathbf{1}_i \mathbb{E}(\mathbf{1}'_{\pi(i)} z) \\
&\stackrel{(ii)}{=} \frac{1}{N} \sum_i \mathbf{1}_i \mathbf{1}'_{t(i)} z = \frac{1}{N} \sum_{t=1}^T \sum_{i:t(i)=t} \mathbf{1}_i \mathbf{1}'_t z \\
&= (1/N) \sum_t \mathbf{1}_t \mathbf{1}'_t z.
\end{aligned} \tag{160}$$

Here, (i) follows from  $G^\top \stackrel{d}{=} G$ , and (ii) from (156). Next, we analyze  $\mathbf{V}(z) = \mathbb{E}(Gz z' G^\top)$ , for any  $z \in \mathbb{R}^n$  that is de-trended; i.e.,  $\mathbf{1}'_t z = 0$  for every  $t = 1, \dots, T$ .

$$\begin{aligned}
\mathbf{V}(z) &= \mathbb{E}(Gz z' G^\top) = \mathbb{E}(G^\top z z' G) = \sum_{i,j} \mathbb{E}(z_{\pi(i)} z_{\pi(j)}) \mathbf{1}_i \mathbf{1}'_j \\
&\stackrel{(i)}{=} \sum_{i,j} \mathbb{E}\{z_{[r(\pi(i)),t(i)]} z_{[r(\pi(j)),t(j)]} \mathbf{1}_i \mathbf{1}'_j\} \stackrel{(ii)}{=} \sum_i \overline{z_{t(i)}^2} \mathbf{1}_i \mathbf{1}'_i + \sum_{j \neq i} \mathbb{E}\{z_{[r(\pi(i)),t(i)]} z_{[r(\pi(j)),t(j)]} \mathbf{1}_i \mathbf{1}'_j\} \\
&= \sum_t \overline{z_t^2} \cdot \sum_r \mathbf{1}_{[r,t]} \mathbf{1}'_{[r,t]} + \sum_r \sum_{t \neq t'} \mathbb{E}\{z_{[r,t]} z_{[r,t']} \mathbf{1}_{[r,t]} \mathbf{1}'_{[r,t']}\} + \sum_{r \neq r'} \sum_{t,t'} \mathbb{E}\{z_{[r,t]} z_{[r',t']} \mathbf{1}_{[r,t]} \mathbf{1}'_{[r',t']}\} \\
&\stackrel{(iii)}{=} \sum_t \overline{z_t^2} \mathbf{I}_t + \sum_{t \neq t'} \mu_{t,t'}(z) \sum_r \mathbf{1}_{[r,t]} \mathbf{1}'_{[r,t']} - \sum_{t,t'} \frac{1}{N-1} \mu_{t,t'}(z) \sum_{r \neq r'} \mathbf{1}_{[r,t]} \mathbf{1}'_{[r',t']} \\
&= \sum_t \overline{z_t^2} \mathbf{I}_t + \sum_{t \neq t'} \mu_{t,t'}(z) \sum_r \mathbf{1}_{[r,t]} \mathbf{1}'_{[r,t']} - \sum_{t,t'} \frac{1}{N-1} \mu_{t,t'}(z) \sum_r \mathbf{1}_{[r,t]} (\mathbf{1}_{t'} - \mathbf{1}_{[r,t]})' \\
&\stackrel{(iv)}{=} \sum_t \overline{z_t^2} \mathbf{I}_t + \sum_{t \neq t'} \mu_{t,t'}(z) \mathbf{R}_{t,t'} - \sum_{t,t'} \frac{1}{N-1} \mu_{t,t'}(z) (\mathbf{U}_{t,t'} - \mathbf{R}_{t,t'})' \\
&= \sum_t \overline{z_t^2} \left( \frac{N}{N-1} \mathbf{I}_t - \frac{1}{N-1} \mathbf{U}_{t,t} \right) + \sum_{t \neq t'} \mu_{t,t'}(z) \left( \frac{N}{N-1} \mathbf{R}_{t,t'} - \frac{1}{N-1} \mathbf{U}_{t,t'} \right) \\
&= \sum_{t,t'} \mu_{t,t'}(z) \left( \frac{N}{N-1} \mathbf{R}_{t,t'} - \frac{1}{N-1} \mathbf{U}_{t,t'} \right).
\end{aligned} \tag{161}$$

Here, (i) follows from representing  $i = [r(i), t(i)]$  and  $j = [r(j), t(j)]$ ; (ii) follows from first line of (153); (iii) from (158); (iv) from defining  $\mathbf{R}_{t,t'} = \sum_{r=1}^N \mathbf{1}_{[r,t]} \mathbf{1}'_{[r,t']}$  and  $\mathbf{U}_{t,t'} = \mathbf{1}_t \mathbf{1}'_{t'}$ .

Let  $\|x_*\| = \max_{i \in [n]} \|x_i\|$ . The following inequality will be useful:

$$\begin{aligned}
\text{tr}\{Q_x \left( \frac{N}{N-1} \mathbf{R}_{t,t'} - \frac{1}{N-1} \mathbf{U}_{t,t'} \right) Q_x^\top\} &\stackrel{(i)}{=} \frac{N}{N-1} \text{tr}(\mathbf{S} X^\top \mathbf{R}_{t,t'} X \mathbf{S}) \stackrel{(ii)}{=} \frac{N}{N-1} \sum_{r=1}^N \text{tr}(\mathbf{S} X^\top \mathbf{1}_{[r,t]} \mathbf{1}'_{[r,t']} X \mathbf{S}) \\
&\leq 2 \sum_r \mathbf{1}'_{[r,t']} X \mathbf{S}^2 X^\top \mathbf{1}_{[r,t]} \leq 2 \|x_*\|^2 \|\mathbf{S}^2\|_F \sum_r 1 \\
&= 2N \|x_*\|^2 \|\mathbf{S}^2\|_F \stackrel{(iii)}{\leq} 2 \bar{\lambda}_{n,2} \|X\|_F^2 (N/n) \cdot p \lambda_{\max}^2(\mathbf{S}) \stackrel{(iv)}{\leq} 2p^2 \bar{\lambda}_{n,2} \kappa_n / \lambda_{\min}(X^\top X) T.
\end{aligned} \tag{163}$$

Here, (i) follows from  $Q_x \mathbf{U}_{t,t'} = 0$  since the data are de-trended; (ii) follows from definition of  $\mathbf{R}$ ; (iii) follows in part from definition,  $\bar{\lambda}_{n,2} = \frac{\|x_*\|^2}{\|X\|_F^2/n}$ , and also from (41) implying  $\|\mathbf{S}^2\|_F \leq p \lambda_{\max}(\mathbf{S}^2) = p \lambda_{\max}^2(\mathbf{S})$ , since  $\mathbf{S}$  is positive definite; (iv) follows from  $N/n = 1/T$ , and  $\lambda_{\max}(\mathbf{S}) \|X\|_F^2 = \lambda_{\max}(\mathbf{S}) \text{tr}(X^\top X) \leq$

$$p\lambda_{\max}(\mathbf{S})\lambda_{\max}(X^\top X) = p\kappa_n.$$

Also, by Cauchy-Schwarz inequality,  $|\mu_{t,t'}(z)| \leq (\bar{z}_t^2)^{1/2}(\bar{z}_{t'}^2)^{1/2}$ . This means that

$$\sum_{t,t'} |\mu_{t,t'}(z)| \leq \left[ \sum_t (\bar{z}_t^2)^{1/2} \right] \left[ \sum_{t'} (\bar{z}_{t'}^2)^{1/2} \right] = \left[ \sum_t (\bar{z}_t^2)^{1/2} \right]^2 = \left[ \sum_t (\|z_t\|^2/N)^{1/2} \right]^2 \leq T \sum_t (\|z_t\|^2/N) = T\|z\|^2/N. \quad (164)$$

Our goal now is to leverage Lemma 9 to bound  $\text{tr}(Q_x \mathbf{V}_x Q_x^\top)$ , where  $\mathbf{V}_x = \sum_{j=1}^p \mathbf{V}(x_j)$ :

$$\begin{aligned} \text{tr}(Q_x \mathbf{V}_x Q_x^\top) &= \sum_{j=1}^p \text{tr}(Q_x \mathbf{V}(x_j) Q_x^\top) = \sum_j \sum_{t,t'} \mu_{t,t'}(x_j) \text{tr} \left\{ Q_x \left( \frac{N}{N-1} \mathbf{R}_{t,t'} - \frac{1}{N-1} \mathbf{U}_{t,t'} \right) Q_x^\top \right\} \\ &\stackrel{(i)}{\leq} (2p^2 \bar{\lambda}_{n,2} \kappa_n / \lambda_{\min} T) \sum_j \sum_{t,t'} |\mu_{t,t'}(x_j)| \\ &\stackrel{(ii)}{\leq} (2p^2 \bar{\lambda}_{n,2} \kappa_n / \lambda_{\min} T) \sum_j (T/N) \|x_j\|^2 \\ &\leq (2p^2 \bar{\lambda}_{n,2} \kappa_n / \lambda_{\min} N) \|X\|_F^2 \stackrel{(iii)}{\leq} 2p^3 \bar{\lambda}_{n,2} \kappa_n^2 / N. \end{aligned} \quad (165)$$

Here, (i) follows from (163); (ii) follows from (164); and (iii) from  $\|X\|_F^2 = \text{tr}(X^\top X) \leq p\lambda_{\max}(X^\top X)$ . Then, Lemma 9 implies that for asymptotic validity one sufficient condition is

$$p^4 \kappa_n^2 \kappa(Q_x \mathbf{V}_x Q_x^\top) \bar{\lambda}_{n,2} / N = o(1).$$

□

## E Additional Results and Simulations

### E.1 Dyadic regression

Here, we conduct a simulated study on dyadic regression inspired by simulations in (Cameron et al., 2011; Aronow et al., 2015). The data generating model is defined as follows:

$$y_i = \beta_0 + \beta_1|x_r - x_c| + \varepsilon_i, \quad \varepsilon_i = \eta_r + \eta_c + \epsilon_{rc}, \quad i = (r, c).$$

Here,  $i = (r, c)$  denotes an observation on a dyad of units;  $r \in \{1, \dots, N\}$  is the “row” unit of the dyad, and  $c \in \{1, \dots, N\}$  is the “column” unit of the dyad. Thus,  $n = N(N - 1)/2$ . We consider the following simulation settings.

- $\epsilon_{jj'} \sim N(0, 1)$ ; and  $\eta_j \sim N(0, 1)$  or  $\eta_j \sim .5N(-1, .25^2) + .5N(1, .25^2)$ ,  $j = 1, \dots, N$ .
- $x_j \sim N(0, 1)$  or  $x_j \sim LN(0, 1)$ , the standard log-normal distribution,  $j = 1, \dots, N$ .
- $N \in \{10, 20, 35\}$  so that  $n \in \{45, 190, 595\}$  (increases quadratically with  $N$ ).
- $(\beta_0, \beta_1) = (1, 1)$ . We test  $H_0 : \beta_1 = 1$  (true) and  $H_0 : \beta_1 = 1.3$  (false).

Under this setup, we see that the errors satisfy the dyadic exchangeability invariance discussed in Section 3.5.3. We adopt this invariance for the residual randomization method. Table 4 reports results over 40,000 replications on four methods:

- (I) A HC2 robust error method as a strawman.
- (II) A standard two-way clustered error method, implemented with function `vcovCL` from the `sandwich` R package. In this method, we include dyad fixed effects.
- (III) A linear mixed model with dyad random effects through function `lmer` in the `lme4` R package.
- (IV) The residual randomization test based on the dyadic exchangeability,  $\mathcal{G}_n^{\text{dyad}}$ , of Section 3.5.3.

In Table 4, we see that the HC2 method performs badly overall. This is expected because this method ignores the doubly clustered structure of the errors. The two-way clustered error method is, of course, an improvement. However, it tends to over-reject with a range being between 8%-13%. The problem is more pronounced with small samples and heavy-tailed data. Another problem with the two-way method is that it gives invalid estimates about 10% of the time. We discarded those cases from our results. The random effects model, on the other hand, performs substantially better. It tends to over-reject in small samples, but it approaches the nominal level in larger samples. For instance, with normal data, its rejection rate falls from 9.4% ( $n = 45$ ) to 5.1% ( $n = 595$ ). This method is also negatively impacted from heavy tailed data, but only through the covariates. For instance, in Panel (A), the random effects method has a 5.63% rejection rate with lognormal errors and normal covariates, while it has a 7.68% rejection rate with normal errors and lognormal covariates. In contrast, the residual randomization test remains closer to the nominal level than all other methods. Its performance is also remarkably robust across sample sizes and data distributions. In Panel (A), the rejection rate of the randomization test is always around 5%, with the worst rate being 5.17% with lognormal errors.

In Panel (B), we show rejection rates under a false null hypothesis. We compare only the randomization test with the random effects model because the other methods tend to substantially over-reject. With normal data and  $n = 595$ , the random effects model rejects 98.1% of the time, whereas the randomization test rejects only 34.8%, almost 3 times smaller. In the same setting, under the null hypothesis, the rejection rates of these two methods are, respectively, 5.8% and 5.09%. When the errors are lognormal this ratio is smaller as the

PANEL (A). $H_0 : \beta_1 = 1.0$												
<i>Method</i>	<i>Error-covariate, <math>(\varepsilon_i, x_i)</math></i>											
	(normal, normal)			(normal, lognormal)			(lognormal, normal)			(lognormal, lognormal)		
	<i>Sample size, n</i>											
	45	190	595	45	190	595	45	190	595	45	190	595
(I) HC2	18.07	29.21	41.50	22.90	40.16	53.65	14.03	25.87	38.14	15.77	30.27	46.06
(II) 2-way clustered	11.32	9.62	8.20	13.55	12.34	10.83	11.27	9.71	7.93	13.28	12.19	11.00
(III) random effects	9.37	6.07	5.80	11.91	8.71	7.68	9.00	6.72	5.63	11.13	8.72	7.45
(IV) RR-dyadic	5.11	4.63	5.09	5.00	5.09	4.91	4.89	5.17	5.04	4.85	4.94	4.97

PANEL (B). $H_0 : \beta_1 = 1.3$												
	45	190	595	45	190	595	45	190	595	45	190	595
random-effects	25.57	67.05	98.12	25.46	49.68	84.51	28.61	70.11	98.24	29.12	55.20	85.70
RR-dyadic	12.31	21.93	34.78	11.80	20.31	31.46	19.68	42.19	58.02	19.15	42.84	61.44

Table 4: Rejection rates (%) for HC2 errors, two-way cluster robust errors, a random effects model, and residual randomization (“RR-dyadic”) under dyadic exchangeability using 2,500 resamples.

rejection rates are 98.2% and 58%, respectively, with null rejection rates at 5.63% and 5.04%, respectively. These results show that the randomization is robust but, pays a price in efficiency under normal data.

## E.2 Behrens–Fisher problem

In this section, we use the simulation setup in (Angrist and Pischke, 2009, Section 8.2) and (Imbens and Kolesar, 2016, Section II). The data generating process is

$$y_i = \beta_0 + \beta_1 d_i + \varepsilon_i.$$

Here,  $d_i \in \{0, 1\}$  is unit  $i$ 's treatment,  $\mathbb{E}(\varepsilon_i) = 0$  and  $\text{Var}(\varepsilon_i) = \sigma_i^2 = d_i \sigma_1^2 + (1 - d_i) \sigma_0^2$ , where both  $\sigma_0^2, \sigma_1^2$  are unknown. The OLS estimate for  $\beta_1$  is a simple difference in means, and  $\hat{\beta}_1 - \beta_1 = \bar{\varepsilon}_1 - \bar{\varepsilon}_0$ , where  $\bar{\varepsilon}_1$  and  $\bar{\varepsilon}_0$  are the error averages for treated and control units, respectively. Despite the apparent simplicity, inference for  $\beta_1$  is hard because both  $\sigma_1^2$  and  $\sigma_0^2$  are unknown, and the  $t$ -statistic based on  $\hat{\beta}_1$  is not exactly  $t$ -distributed. This is known as the Behrens–Fisher problem.

One popular approach due to Welch (1951) adjusts the degrees of freedom of the classical standard error estimate, but the adjustment depends on unknown quantities. Imbens and Kolesar (2016) recommended an adjustment based on the bias reduction method of McCaffrey and Bell (2002), but this complicates inference. To recreate these challenges, we follow Angrist and Pischke (2009); Imbens and Kolesar (2016) who set:

- $n = 30$ ,  $n_1 = \sum_i d_i = 3$  treated units, and  $n_0 = n - n_1 = 27$  control units.
- $\sigma_1 = 1$ , and  $\sigma_0 \in \{0.5, 1, 2, 5\}$ .
- $\varepsilon_i \sim \sigma_i N(0, 1)$ , or  $\varepsilon_i \sim \sigma_i t_3$ , or  $\varepsilon_i \sim \sigma_i \times [.5N(-1, .25^2) + .5N(1, .25^2)]$  (mixture).
- $(\beta_0, \beta_1) = (-1, 1)$ , and we test  $H_0 : \beta_1 = 1.0$  (true) or  $H_0 : \beta_1 = 2.0$  (false).

Remarkably, we can construct an exact randomization test using result (8iii) of Theorem 8. The idea is to construct a clustering such that  $X_c^\top X_c$ , within any cluster  $c$ , is similar to the population matrix,  $X^\top X$ . Here, this simply means that we have to cluster the units so that  $n_1/n = 10\%$  of units are treated per cluster. In our problem, this means 3 clusters with 1 treated unit and 9 control units per cluster. Let  $C_0$  denote such clustering. We can then apply the residual randomization test using  $\mathcal{G}_n^s(C_0)$  (see Section 3.4.2) as the primitive. This is an exact test according to Theorem 8(iii). This construction has a resemblance to the “typical value” method of inference under symmetric errors based on subsamples (Hartigan, 1970).

The results of our simulation over 100,000 replications are shown in Table 5. The simulation compares three methods: (I) the “BM” correction proposed by Imbens and Kolesar (2016); (II) the cluster wild bootstrap, which here is identical to the residual randomization with cluster sign symmetries; and (III) the exact randomization test. We see that all methods do fine when  $\sigma_0 = 0.5$  or  $\sigma_0 = 1$ , and the errors are normal. The exception is perhaps the wild bootstrap procedure that over-rejects when  $\sigma_0 = .5$ . As  $\sigma_0$  increases, all tests become conservative and powerless, except for the exact test. For instance, in Panel (B), the BM test rejects only 0.8% of the time with normal errors and  $\sigma_0 = 5$ , whereas the same number is 21.3% when  $\sigma_0 = .5$ . The exact residual randomization test shows a remarkable robustness across settings. It is affected by increased  $\sigma_0$ , or non-normal errors, but only slightly. Especially with mixture errors, all tests except for the exact test badly over-reject. In Panel (A), we see that the BM method rejects 25% of the time when  $\sigma_0 = .5$ . The same number is 5% when the errors are normal. This suggests that normality is crucial for these degree-adjusted tests. As  $\sigma_0$  increases these tests become increasingly conservative and powerless. For instance, with mixture errors, the BM test rejects only 0.9% of the time when  $\sigma_0 = 5$ .

Panel (B) also reveals the same robustness-efficiency trade-off achieved by the randomization test that we observed earlier in Table 4. One important difference here is that there are regimes (larger  $\sigma_0$ ) where the randomization test is actually more powerful than the analytical test. Another important difference is that the randomization test has limited support in this simulation due to the small number of clusters in

the invariance. Indeed, the simulation of Angrist and Pischke (2009) that we developed in this section is rather extreme as it has only three treated units, and so only three total clusters for the cluster sign tests. To investigate this, we ran a bigger instance of the simulation with  $n = 300$  and  $n_1 = 30$  treated units. In this setting, the power of the BM test and the exact randomization test are almost identical (72.4% for BM, 72.8% for the randomization test, with normal errors and  $\sigma_0 = 0.5$ ).

In summary, the example of this section illustrates the flexibility of the residual randomization method, which here allowed us to construct an exact test in a well-known, non-trivial setting. The caveat is, of course, that such construction requires a careful study of the problem structure, and is not always possible.

PANEL (A). $H_0 : \beta_1 = 0.0$												
	<i>Error type, <math>\varepsilon_i</math></i>											
	normal				$t_3$				mixture			
	<i>Control standard deviation, <math>\sigma_0</math></i>											
<i>Method</i>	0.5	1	2	5	0.5	1	2	5	0.5	1	2	5
BM	5.13	2.89	0.77	0.15	3.14	1.39	0.39	0.07	25.24	22.39	3.43	0.25
Cluster-Wild Boot	9.43	1.06	0.01	0.00	6.75	1.21	0.09	0.00	22.20	0.45	0.00	0.00
RR-exact	4.85	4.95	4.99	4.96	5.02	5.08	5.03	5.02	4.93	4.96	4.92	5.00
PANEL (B). $H_0 : \beta_1 = 2.0$												
<i>Method</i>	0.5	1	2	5	0.5	1	2	5	0.5	1	2	5
BM	21.32	16.75	7.28	0.82	14.38	8.92	2.71	0.29	12.30	12.57	11.72	0.92
Cluster-Wild Boot	44.94	14.21	0.49	0.00	26.81	6.12	0.42	0.00	21.25	12.06	0.26	0.00
RR-exact	11.83	11.58	10.18	7.24	10.15	9.74	8.22	6.18	8.63	8.65	8.74	7.59

Table 5: Rejection rates (%) over 100,000 replications for the “BM” method, the cluster wild bootstrap and the exact randomization test (“RR-exact”) for the Behrens–Fisher problem of Section E.2.

### E.3 American foulbrood disease of honey bees

American foulbrood (AFB) is the most destructive of the honey bee brood diseases. It is caused by *Paenibacillus larvae*, a bacterium that produces spores infecting bee larvae. The disease is highly infectious and destructive to the extent that in many places, including the EU and the US, the law requires all infected hives to be burnt completely. It is therefore important to detect outbreaks early. One effective method is to monitor the hive for spores of the bacterium (Hornitzky and Karlovskis, 1989). Here, we use a dataset analyzed by Zuur et al. (2009) containing spore density observations from 24 hives. There are 3 observations per hive, with a total of  $n = 72$  observations. The data also contain auxiliary information about each hive, including infection status and size.

The goal is to understand the relationship between spore density and infection status, controlling for the other variables, through the model

$$\log(\text{spore\_density}_{ck}) = \beta_0 + \beta_1 \text{Infection}_{ck} + \beta_2' X_{ck} + \varepsilon_{ck}.$$

Here,  $c$  denotes the hive and  $k \in \{1, 2, 3\}$  denotes measurement in a hive. Due to the hierarchical nature of the data, Zuur et al. (2009) use various combinations of generalized least squares and mixed models (Lindstrom and Bates, 1990) utilizing functions `gls` and `lme` in R. These models require assumptions on linearity and normality of the hierarchical random effects, and on the error correlation structure, which may be unrealistic in practice. The residual randomization method, on the other hand, requires only assumptions on the error invariance structure. In this setting, we can assume that  $\varepsilon_{ck}$  have a one-way clustering structure per hive, and that these errors are sign symmetric across clusters. Alternatively, we could assume that the errors are both exchangeable within clusters and sign symmetric across clusters.

Our results in this dataset are shown in the table below.

Method	95% CI for $\beta_1$	
	lower	upper
Standard OLS errors	2.259	3.545
Mixed model (RE by hive)	1.769	4.034
RR-cluster-sign	1.495	3.859
RR-cluster-double	1.484	3.926

In the first two rows, the table reports the intervals from regular OLS, and the mixed model selected based on AIC by Zuur et al. (2009). These results differ, probably because OLS tends to be anti-conservative with hierarchical data. The next two rows report the inverted intervals from the randomization tests. These methods don't differ a lot because there are only three observations per cluster. Overall, we see that the intervals from residual randomization are somewhat "in-between" OLS and the mixed model: They are wider than OLS but narrower than the mixed model. One benefit of residual randomization shown here is its simplicity and flexibility in using hierarchical error structures over the use of complex software packages.

## E.4 Composite Hypotheses

**Theorem.** For the linear model in (15) let  $\varepsilon \stackrel{\text{d}}{=} g\varepsilon \mid X$  for all  $g \in \mathcal{G}_n^p$  and  $X \in \mathbb{X}^{(n)}$ ,  $n > 0$ , such that Assumptions (A1')-(A4) are satisfied. Suppose also that  $X$  has been centered. Then, the residual randomization test using (23) as the test statistic is asymptotically valid for  $H_0 : \beta_S = 0$ , under either regular or restricted OLS residuals.

*Proof.* The key difficulty here is that the test statistic is a quadratic form, whereas all of our previous proofs relied to some extent on the linearity of the test statistic. The proof strategy is comprised of the following steps:

- (a) Show that  $\zeta_n^2 = \mathbb{E}(\Delta_n^2)/\mathbb{E}(\Lambda_n^2)$  is bounded.
- (b) Construct an event  $E_\delta$  that bounds all input values into  $t_n$  inside the  $\delta$ -ball, such that  $P(E_\delta) \rightarrow 1$ .
- (c) Under  $E_\delta$  apply a Lipschitz condition on  $t_n$  and then bound  $\Delta_n = |t_n(G\hat{\varepsilon}) - t_n(G\varepsilon)|$ .
- (d) Take the bound from (c) in a limit to guarantee  $\zeta_n^2 \rightarrow 0$ .

The following results will be useful. First, for any  $z \in \mathbb{R}^n$ ,

$$\begin{aligned} z'Q_x^\top Q_x z &\stackrel{(i)}{=} z'XS^2X^\top z \leq \lambda_{\max}^2(\mathbf{S})\|X^\top z\|^2 \leq \lambda_{\max}^2(\mathbf{S})\|X\|_F^2\|z\|^2 \\ &\leq \lambda_{\max}^2(\mathbf{S})\text{tr}(X^\top X)\|z\|^2 \leq p\lambda_{\max}^2(\mathbf{S})\lambda_{\max}(X^\top X)\|z\|^2 \stackrel{(ii)}{=} p\kappa_n\lambda_{\max}(\mathbf{S}) \cdot \|z\|^2. \end{aligned} \quad (166)$$

Here, (i) follows from definition of  $Q_x = (X^\top X)^{-1}X^\top = \mathbf{S}X^\top$ , and (ii) follows from  $\lambda_{\max}(\mathbf{S})\lambda_{\max}(X^\top X) = \kappa_n$ .

Second, we claim that

$$\frac{\mathbb{E}[t_n^2(\varepsilon)]}{\text{Var}(t_n(\varepsilon))} = 1 + \frac{[\mathbb{E}[t_n(\varepsilon)]^2]}{\text{Var}(t_n(\varepsilon))} \triangleq 1 + (\mu_n^2/\sigma_n^2) = O(1). \quad (167)$$

Suppose that this is not true, and construct  $\tilde{\Lambda}_n = [t_n(g_1\varepsilon) - t_n(g_2\varepsilon)]/\mu_n$  for any arbitrary fixed sequence of  $(g_1, g_2) \in \mathcal{G}_n^p \times \mathcal{G}_n^p$ ,  $g_1 \neq g_2$ . Then, along this sequence,  $\mathbb{E}(\tilde{\Lambda}_n) = 0$  and  $\text{Var}(\tilde{\Lambda}_n) \leq 2\sigma_n^2/\mu_n^2 \rightarrow 0$  by invariance (2). Thus, for any fixed sequence of  $(g_1, g_2)$ , it holds  $\tilde{\Lambda}_n \xrightarrow{p} 0$ . This, however, would violate Assumption (A2).

Thus, for i.i.d.  $G_1, G_2 \sim \text{Unif}(\mathcal{G}_n)$ ,

$$\begin{aligned} \mathbb{E}(\Lambda_n^2) &\stackrel{(i)}{=} \mathbb{E}\{[t_n(G_1\varepsilon) - t_n(G_2\varepsilon)]^2\} \stackrel{(ii)}{=} 2\mathbb{E}[t_n^2(G_1\varepsilon)] - 2[\mathbb{E}(t_n(G_1\varepsilon))]^2 = 2\text{Var}(t_n(G_1\varepsilon)) \stackrel{(iii)}{=} 2\text{Var}(t_n(\varepsilon)) \\ &\stackrel{(iii)}{\geq} 2c_0\mathbb{E}[t_n^2(\varepsilon)] = 2c_0\mathbb{E}[(\varepsilon'Q_x^\top \Omega_n Q_x \varepsilon)^2] \geq 2c_0\lambda_{\min}^2(\Omega_n)\mathbb{E}[(\varepsilon'Q_x^\top Q_x \varepsilon)^2] = 2c_0\lambda_{\min}^2(\Omega_n)\mathbb{E}(\|Q_x \varepsilon\|^4). \end{aligned} \quad (168)$$

Here, (i) follows from i.i.d.  $G_1, G_2$ ; (ii) follows from error invariance (2); and (iii) follows from (167) for some fixed constant  $c_0 > 0$ .

Third, we bound the second moments of  $t_n(G\varepsilon)$  and  $t_n(G\hat{\varepsilon})$ . For  $G \sim \text{Unif}(\mathcal{G}_n)$ ,

$$\begin{aligned} \mathbb{E}[t_n^2(G\hat{\varepsilon})] &= \mathbb{E}[(\hat{\varepsilon}'G^\top Q_x^\top \Omega_n Q_x G\hat{\varepsilon})^2] \leq \lambda_{\max}^2(\Omega_n)\mathbb{E}[(\hat{\varepsilon}'G^\top Q_x^\top Q_x G\hat{\varepsilon})^2] \\ &\stackrel{(i)}{\leq} \lambda_{\max}^2(\Omega_n)p^2\kappa_n^2\lambda_{\max}^2(\mathbf{S})\mathbb{E}(\|G\hat{\varepsilon}\|^4) \stackrel{(ii)}{=} \lambda_{\max}^2(\Omega_n)p^2\kappa_n^2\lambda_{\max}^2(\mathbf{S})\mathbb{E}(\|\hat{\varepsilon}\|^4) \\ &\stackrel{(iii)}{=} \lambda_{\max}^2(\Omega_n)O(p^4)\kappa_n^2\lambda_{\max}^2(\mathbf{S})\mathbb{E}(\|\varepsilon\|^4). \end{aligned} \quad (169)$$



Here, (i) follows from (166) and (ii) follows from  $G$  being an isometry. Result (iii) follows from  $\|\widehat{\varepsilon}\| = \|(\mathbf{I} - \mathbf{H}_x)\varepsilon\| \leq \|\varepsilon\| + \|\mathbf{H}_x\varepsilon\| = (1 + \sqrt{p})\|\varepsilon\|$ , where the last bound is obtained by (47). For the true errors,

$$\begin{aligned} \mathbb{E}[t_n^2(G\varepsilon)] &\stackrel{(i)}{=} \mathbb{E}[t_n^2(\varepsilon)] = \mathbb{E}[(\varepsilon' Q_x^\top \Omega_n Q_x \varepsilon)^2] \geq \lambda_{\min}^2(\Omega_n) \mathbb{E}[(\varepsilon' Q_x^\top Q_x \varepsilon)^2] = \lambda_{\min}^2(\Omega_n) \mathbb{E}[(\varepsilon' \mathbf{X} \mathbf{S}^2 \mathbf{X}^\top \varepsilon)^2] \\ &\geq \lambda_{\min}^2(\Omega_n) \lambda_{\min}^2(\mathbf{S}) \mathbb{E}[\|\mathbf{X}^\top \varepsilon\|^4]. \end{aligned} \quad (170)$$

Here, (i) follows from error invariance (2).

Next, we analyze the error fourth moments.

$$\mathbb{E}(\|\varepsilon\|^4) = \mathbb{E}\left[\left(\sum_{i=1}^n \varepsilon_i^2\right)^2\right] \stackrel{(i)}{\leq} \mathbb{E}\left[n \sum_{i=1}^n \varepsilon_i^4\right] \stackrel{(ii)}{\leq} n^2 \mathbb{E}(\varepsilon_1^4), \quad (171)$$

where (i) follows from Cauchy-Schwarz, and (ii) from exchangeability of  $\varepsilon$ . Moreover,

$$\mathbb{E}(\|\mathbf{X}^\top \varepsilon\|^4) \geq [\mathbb{E}(\|\mathbf{X}^\top \varepsilon\|^2)]^2 = [\mathbb{E}(\varepsilon' \mathbf{X}^\top \mathbf{X} \varepsilon)]^2 \geq \lambda_{\min}^2(\mathbf{X}^\top \mathbf{X}) [\mathbb{E}(\|\varepsilon\|^2)]^2 \stackrel{(i)}{=} n^2 \lambda_{\min}^2(\mathbf{X}^\top \mathbf{X}) [\mathbb{E}(\varepsilon_1^2)]^2. \quad (172)$$

Here, again, (i) follows from exchangeability of  $\varepsilon$ . Eqs. (171) and (172) now imply that

$$\mathbb{E}(\|\varepsilon\|^4) / \mathbb{E}(\|\mathbf{X}^\top \varepsilon\|^4) \leq \mathbb{E}(\varepsilon_1^4) / \lambda_{\min}^2(\mathbf{X}^\top \mathbf{X}) [\mathbb{E}(\varepsilon_1^2)]^2 = \text{Kurt}(\varepsilon_1) / \lambda_{\min}^2(\mathbf{X}^\top \mathbf{X}) \stackrel{(i)}{=} O(1), \quad (173)$$

where (i) follows from Assumption (A3). We are now ready to proceed with the main proof.

Step (a). Bound on  $\zeta_n^2$ . Using Definition 1, we obtain a first bound for  $\zeta_n^2$ :

$$\zeta_n^2 = \frac{\mathbb{E}(\Delta_n^2)}{\mathbb{E}(\Lambda_n^2)} = \frac{\mathbb{E}[(t_n(G\widehat{\varepsilon}) - t_n(G\varepsilon))^2]}{\mathbb{E}(\Lambda_n^2)} \stackrel{(i)}{\leq} \frac{\mathbb{E}[t_n^2(G\widehat{\varepsilon})] + \mathbb{E}[t_n^2(G\varepsilon)]}{c_0 \mathbb{E}[t_n^2(G\varepsilon)]} \stackrel{(ii)}{=} O(p^4) \kappa^2(\Omega_n) \kappa_n^4 \frac{\mathbb{E}(\|\varepsilon\|^4)}{\mathbb{E}(\|\mathbf{X}^\top \varepsilon\|^4)} + O(1) \stackrel{(iii)}{=} O(1). \quad (174)$$

Here, (i) follows from result (iii) in (168); (ii) follows from (169) and (170); and (iii) follows from (173) and Assumption (A4).

Step (b). Event  $E_\delta$ . Let  $\rho_n^2 = 1/n \mathbb{E}(\|\hat{\beta}_n - \beta\|^2)$ ,  $\rho_n > 0$ .<sup>1</sup> For this sequence, let  $\epsilon > 0$  be a positive constant, then it holds

$$P(\rho_n \|\hat{\beta}_n - \beta\| > \epsilon) = P\left(\frac{\|\hat{\beta}_n - \beta\|}{\sqrt{n} [\mathbb{E}(\|\hat{\beta}_n - \beta\|^2)]^{1/2}} > \epsilon\right) \stackrel{(i)}{\leq} P\left(\frac{\|\hat{\beta}_n - \beta\|}{\sqrt{n} \mathbb{E}(\|\hat{\beta}_n - \beta\|)} > \epsilon\right) \stackrel{(ii)}{\leq} \frac{1}{\sqrt{n\epsilon}}. \quad (175)$$

Here, (i) follows from Jensen's inequality,  $1/[\mathbb{E}(\|\hat{\beta}_n - \beta\|^2)]^{1/2} \leq 1/\mathbb{E}(\|\hat{\beta}_n - \beta\|)$ ; and (ii) follows from Markov's inequality. In Eq. (175) by taking  $\epsilon = o(1)$  and  $1/\sqrt{n\epsilon} = o(1)$ —e.g.,  $\epsilon = n^{-1/3}$ —we obtain

$$\rho_n \|\hat{\beta}_n - \beta\| = \rho_n \|Q_x \varepsilon\| \xrightarrow{P} 0. \quad (176)$$

In the residual randomization test, for a fixed positive constant  $\delta > 0$ , let  $E_\delta$  be the event:

$$E_\delta = \left\{ \rho_n \|Q_x G_r \varepsilon\| \leq \delta, \rho_n \|Q_x G_r \widehat{\varepsilon}\| \leq \delta, r = 1, \dots, m \right\},$$

where  $G_r$  are the uniformly sampled transformations in the randomization test. We will show that all random variables in the definition of  $E_\delta$  are in fact converging to zero in probability.

<sup>1</sup>Without loss of generality we assume that  $\|\hat{\beta}_n - \beta\| = 0$  has measure zero. If not, our test is exact in that set.

First, the result in (176) and invariance (2) imply that  $\rho_n \|Q_x G_r \varepsilon\| \xrightarrow{p} 0$ , for any  $r = 1, \dots, m$ . Moreover,

$$\begin{aligned}
\mathbb{E}(\|Q_x G \mathbf{H}_x \varepsilon\|^2) &= \text{tr}\{Q_x \mathbb{E}(G \mathbf{H}_x \varepsilon \varepsilon' \mathbf{H}_x^\top G^\top) Q_x^\top\} \stackrel{(i)}{=} \text{tr}\{Q_x \mathbb{E}(\mathbf{V}(\mathbf{H}_x \varepsilon)) Q_x^\top\} \\
&\stackrel{(ii)}{=} \mathbb{E}(\|\mathbf{H}_x \varepsilon\|^2) \text{tr}(Q_x \mathbf{I} Q_x^\top) / (n-1) = \mathbb{E}(\|\mathbf{H}_x \varepsilon\|^2) \text{tr}(\mathbf{S}) / (n-1) \\
&\stackrel{(iii)}{\leq} \mathbb{E}(\|Q_x \varepsilon\|^2) \|X\|_F^2 \text{tr}(\mathbf{S}) / (n-1) \\
&= \mathbb{E}(\|Q_x \varepsilon\|^2) \text{tr}(X^\top X) \text{tr}(\mathbf{S}) / (n-1) \\
&\leq \mathbb{E}(\|Q_x \varepsilon\|^2) p^2 \kappa_n / (n-1) \\
\mathbb{E}(\rho_n^2 \|Q_x G \mathbf{H}_x \varepsilon\|^2) &\leq \mathbb{E}(\rho_n^2 \|Q_x \varepsilon\|^2) p^2 \kappa_n / (n-1) \stackrel{(iv)}{=} O(p^2/n) = o(1).
\end{aligned} \tag{177}$$

Here, (i) follows from definition of  $\mathbf{V}$  in Lemma 10; (ii) follows from (62) in the proof of Theorem 4 and the assumption of centered  $X$ ; (iii) follows from  $\mathbf{H}_x = X Q_x$  and (iv) follows from (176) and Assumptions (A4). Result (177) implies that  $\rho_n \|Q_x G_r \mathbf{H}_x \varepsilon\| \xrightarrow{p} 0$  as long as  $p = o(\sqrt{n})$ . Since  $\hat{\varepsilon} = (\mathbf{I} - \mathbf{H}_x) \varepsilon$  it also holds that

$$\rho_n^2 \|Q_x G_r \hat{\varepsilon}\|^2 \leq 2\rho_n^2 \|Q_x G_r \varepsilon\|^2 + 2\rho_n^2 \|Q_x G_r \mathbf{H}_x \varepsilon\|^2 \xrightarrow{p} 0$$

under the same conditions. Since  $G_r$  are i.i.d. and  $m$  is finite, it follows that

$$P(E_\delta^c) = o(1). \tag{178}$$

Step (c). Conditional on  $E_\delta$ . The test statistic  $t_n(\varepsilon) = \varepsilon' Q_x^\top \Omega_n Q_x \varepsilon$  is a quadratic form of  $Q_x \varepsilon$  modulo  $\Omega_n$ . Conditional on  $E_\delta$  all inputs to  $t_n$  in the randomization test, namely  $\{G_r \varepsilon, G_r \hat{\varepsilon}\}$ , map to values  $\|Q_x G_r \varepsilon\|, \|Q_x G_r \hat{\varepsilon}\|$  in the Euclidian  $(\delta/\rho_n)$ -ball. As such, conditional on  $E_\delta$ ,  $t_n$  is Lipschitz with constant  $2(\delta/\rho_n) \lambda_{\max}(\Omega_n)$ , and so

$$\Delta_n = |t_n(G_r \hat{\varepsilon}) - t_n(G_r \varepsilon)| \leq 2(\delta/\rho_n) \lambda_{\max}(\Omega_n) \|Q_x G_r (\hat{\varepsilon} - \varepsilon)\| = 2(\delta/\rho_n) \lambda_{\max}(\Omega_n) \|Q_x G_r \mathbf{H}_x \varepsilon\|. \tag{179}$$

We can use this result to derive a bound on the conditional second moment of  $\Delta_n^2$ :

$$\begin{aligned}
\mathbb{E}(\Delta_n^2 | E_\delta) &\leq 4(\delta^2/\rho_n^2) \lambda_{\max}^2(\Omega_n) \mathbb{E}(\|Q_x G_r \mathbf{H}_x \varepsilon\|^2) \\
\frac{\mathbb{E}(\Delta_n^2 | E_\delta)}{\mathbb{E}(\Lambda_n^2)} &\stackrel{(i)}{\leq} \frac{4(\delta^2/\rho_n^2) \lambda_{\max}^2(\Omega_n) p^2 \kappa_n \mathbb{E}(\|Q_x \varepsilon\|^2) / (n-1)}{2c_0 \lambda_{\min}^2(\Omega_n) \mathbb{E}(\|Q_x \varepsilon\|^4)} \\
&\stackrel{(ii)}{\leq} \delta^2 (4p^2/c_0) \kappa^2(\Omega_n) \kappa_n \frac{\mathbb{E}(\|Q_x \varepsilon\|^2)}{\rho_n^2 n \mathbb{E}(\|Q_x \varepsilon\|^4)} \\
&\stackrel{(iii)}{\leq} \delta^2 (4p^2/c_0) \kappa^2(\Omega_n) \kappa_n \frac{1}{\rho_n^2 n \mathbb{E}(\|Q_x \varepsilon\|^2)} \\
&= \delta^2 (4p^2/c_0) \kappa^2(\Omega_n) \kappa_n / \rho_n^2 n \mathbb{E}(\|\hat{\beta}_n - \beta\|^2) \\
&= \delta^2 (4p^2/c_0) \kappa^2(\Omega_n) \kappa_n \stackrel{(iv)}{=} \delta^2 O(1).
\end{aligned} \tag{180}$$

Here, (i) follows from (179) and (168); (ii) follows from setting  $1/(n-1) \leq 2/n$ ; (iii) follows from Jensen's inequality which implies that  $1/\mathbb{E}(\|Q_x \varepsilon\|^4) \leq 1/[\mathbb{E}(\|Q_x \varepsilon\|^2)]^2$ ; and (iv) follows from Assumption (A4).

Step (d). Taking  $\delta \rightarrow 0$ . Now we can bound  $\zeta_n^2$  to derive the sufficient condition for asymptotic validity. For

any constant  $\delta > 0$ , it holds

$$\begin{aligned}
\zeta_n^2 &= \frac{\mathbb{E}(\Delta_n^2)}{\mathbb{E}(\Lambda_n^2)} = \frac{\mathbb{E}(\Delta_n^2|E_\delta)P(E_\delta) + \mathbb{E}(\Delta_n^2|E_\delta^c)P(E_\delta^c)}{\mathbb{E}(\Lambda_n^2)} \\
&\stackrel{(i)}{\leq} P(E_\delta) \frac{\mathbb{E}(\Delta_n^2|E_\delta)}{\mathbb{E}(\Lambda_n^2)} + O(1)P(E_\delta^c) \\
&\stackrel{(ii)}{\leq} O(1)[\delta^2 + P(E_\delta^c)].
\end{aligned} \tag{181}$$

Here, (i) follows from the bound on  $\zeta_n^2$  proved in (174) of Step (a); (ii) follows from (180) in Step (c). Taking  $\delta \rightarrow 0$  now implies that  $\zeta_n^2 \rightarrow 0$  as well, and by Theorem 1 the residual randomization test is asymptotically valid.  $\square$

## E.5 Power simulation with clustered data

The power results include the double invariance method discussed in Remark (d) of Theorem 8. This illustrates that a using richer set of invariances can lead to power improvements.

(A) HOMOSKEDASTIC												
	$\epsilon_c = 0$ (non-clustered errors)						$\epsilon_c \sim N(0, 1)$					
	<i>cluster error term (<math>\epsilon_c</math>)</i>											
	<i>number of clusters (<math>J</math>)</i>											
OLS	$J = 10$		$J = 15$		$J = 20$		$J = 10$		$J = 15$		$J = 20$	
	(1)	(2)	(1)	(2)	(1)	(2)	(1)	(2)	(1)	(2)	(1)	(2)
standard	0.649	0.575	0.816	0.742	0.923	0.859	0.572	0.495	0.587	0.536	0.629	0.589
cluster robust	0.646	0.582	0.804	0.730	0.905	0.849	0.166	0.207	0.162	0.209	0.177	0.237
RANDOMIZATIONS												
RR-cluster-sign	0.532	0.450	0.744	0.638	0.875	0.791	0.119	0.128	0.129	0.147	0.152	0.177
RR-cluster-double	0.620	0.532	0.796	0.698	0.904	0.833	0.146	0.164	0.154	0.178	0.168	0.213

Table 6: Rejection rates under alternative,  $H_1 : \beta_1 = 0.1$ , in cluster simulation of Section 4.1. As before, column (1) corresponds to normal covariates; and column (2) corresponds to lognormal covariates.  $x_c$ .

## E.6 Autocorrelated errors

Consider a simple linear time series model,

$$y_t = \beta_0 + \beta_1 x_t + \varepsilon_t, \quad (182)$$

where  $t$  indexes time. In this setting, the errors may have a serial dependence. To employ residual randomization we thus need a novel concept of invariance. One interesting option would be to assume that the errors are symmetric around the time axis. We will refer to this property as reflection symmetry. This symmetry holds, for instance, when  $\varepsilon_t$  are observations from a continuous-time autoregressive process of order one (Jones, 1981; Belcher et al., 1994). This process is especially useful for modeling non-stationary or irregularly sampled data.

Under reflection symmetry, the residual randomization method implies a resampling scheme where the residuals are reflected around the time axis at appropriate “knots”. Formally, let  $C_+^n(\varepsilon)$  denote a clustering of the errors under the following constraints: (i) every cluster in  $C_+^n(\varepsilon)$  may contain only sequential errors of the same sign; and (ii) adjacent clusters in  $C_+^n(\varepsilon)$  have different signs. As an example, suppose  $\varepsilon = (1.5, 0.5, -0.1, -0.2, -0.05, 0.3, 0.6)$ , then the implied clustering is  $C_+^n(\varepsilon) = \{\{1, 2\}, \{3, 4, 5\}, \{6, 7\}\}$ . Reflection symmetry implies that, conditional on  $C_+^n(\varepsilon)$ ,

$$(\varepsilon_1, \varepsilon_2, \varepsilon_3, \varepsilon_4, \varepsilon_5, \varepsilon_6, \varepsilon_7) \stackrel{d}{=} (\pm(\varepsilon_1, \varepsilon_2), \pm(\varepsilon_3, \varepsilon_4, \varepsilon_5), \pm(\varepsilon_6, \varepsilon_7)).$$

In other words, under reflection symmetry, the errors are cluster sign symmetric with respect to  $C_+^n(\varepsilon)$ , and residual randomization can be applied using  $\mathcal{G}_n^s(C_+^n(\varepsilon))$  as the invariant. This test is a special type of the cluster sign test in Section 3.4.2. The key difference is that  $C_+^n(\varepsilon)$  is random, as it depends on  $\varepsilon$ , while the clustering in Section 3.4.2 was fixed for any given  $n > 0$ .

While it is straightforward to show that the idealized test is exact under reflection symmetry, the theoretical analysis of the feasible, residual-based randomization test is more complicated. Crucially, the feasible test needs to cope with the noisy clustering,  $C_+^n(\hat{\varepsilon})$ , produced from using the residuals. Theorem 8 could in principle be applied under reflection symmetry, but it is unclear under what assumptions on the underlying stochastic process would  $C_+^n(\hat{\varepsilon})$  satisfy the conditions of the theorem. On a more basic level, it is challenging to even characterize the asymptotics of the number of clusters,  $J_n = |C_+^n(\hat{\varepsilon})|$ , or the individual cluster sizes,  $\{n_c : c = 1, \dots, J_n\}$ , which also appear in Theorem 8. For these reasons, the theoretical analysis of residual randomization based on reflection symmetry is best left for future work.

In the following example, we empirically demonstrate the potential of the proposed randomization test in settings with autocorrelated errors.

**Example 10.** Consider model (182) with an AR(1) error structure,  $\varepsilon_t = \rho\varepsilon_{t-1} + u_t$ . We set:

- $\rho \in \{0, 0.3, 0.5, 0.8\}$ , and  $n = 100$  datapoints;  $(\beta_0, \beta_1) = (-1, 1)$ .
- $u_t \sim N(0, 1)$ , or a mixture  $.5N(-1, .25^2) + .5N(1, .25^2)$ ,  $t = 1, \dots, 100$ .
- (i)  $x_t \sim N(0, 1)$ , (ii)  $x_t \sim LN(0, 1)$ , (iii)  $x_t = \rho x_{t-1} + N(0, 1)$ , or (iv)  $x_t = \rho x_{t-1} + LN(0, 1)$ .

Further implementation details, and a power study, are in E.6 of the supplement.

The results from this simulation are shown in Table 7. We include results from standard OLS and HAC errors (White et al., 1980; MacKinnon and White, 1985; Andrews, 1991) implemented by the `vcovHAC` function in R’s `sandwich` package. In Panel (A) with  $\rho = 0.3$ , we see that HAC errors are sometimes worse than standard OLS, probably due to small samples. HAC errors are also strongly affected by heavy-tailed, lognormal covariates. For instance, rejection rates from HAC errors jump from 6.24% to 11.42% as

covariates become autocorrelated. In Panel (B) with  $\rho = 0.8$ , HAC errors perform much better but they are still affected by lognormal and highly autocorrelated covariates. Their rejection rates can be more than 2 times the nominal level. The residual randomization test under reflection invariance has superior performance. The test achieves the nominal level in nearly all settings. Its highest over-rejection is 5.86% when the errors have a mixture distribution and covariates are *i.i.d.* Despite these over-rejections, the test largely remains robust even with heavy-tailed data. Interestingly, while all other methods tend to significantly over-reject whenever there is autocorrelation in the covariates, the randomization test is just more conservative. ■

PANEL (A): $\rho = 0.3, H_0 : \beta_1 = 1.0$ (true)								
	$Error \varepsilon_t = \rho\varepsilon_{t-1} + u_t, u_t = \dots$							
	normal				mixture			
<i>Method</i>	<i>Covariates <math>x_t</math></i>							
	<i>iid</i>		<i>autocorrelated</i>		<i>iid</i>		<i>autocorrelated</i>	
	(i)	(ii)	(iii)	(iv)	(i)	(ii)	(iii)	(iv)
OLS	5.06	4.98	7.17	7.23	5.09	4.55	7.08	7.00
HAC	6.70	11.31	7.13	11.21	6.88	14.32	7.20	13.82
RR-reflection	5.42	5.15	3.91	3.44	5.43	5.40	3.31	3.12

PANEL (B): $\rho = 0.8, H_0 : \beta_1 = 1.0$ (true)								
	(i)	(ii)	(iii)	(iv)	(i)	(ii)	(iii)	(iv)
OLS	5.04	4.96	34.67	34.07	5.04	4.90	34.43	34.55
HAC	5.68	9.60	11.44	13.44	5.88	9.98	11.34	13.88
RR-reflection	5.78	5.53	3.72	3.22	5.86	5.58	3.93	3.77

Table 7: Rejection rates (%) over 100,000 replications for standard OLS errors, HAC errors, and the residual randomization test based on reflection symmetry in the simulated study of Section 6.2.

## E.7 High-dimensional example

Here, we illustrate the residual randomization test of Section 6.3. There are  $p = 500$  covariates and  $n = 100$  data points, and  $X \sim N_p(0, \Sigma)$ , where  $\Sigma$  is a Toeplitz matrix with  $ij$ -th element equal to  $0.9^{|i-j|}$ . Only  $s_0$  are the active parameters, with  $s_0 = 3$  or  $s_0 = 15$ . There are 6 different ways to define the active parameters: randomly as  $U(-2, 2), U(0, 2), U(0, 4)$ , or fixed at 1, 2, or 10. So, in total there are 12 different simulation settings. The errors  $\varepsilon$  are i.i.d.  $N(0, 1)$ , and we also consider  $t_3$  and Cauchy. For every setting, we take 50 samples of  $X$ . For every setting and  $X$  sample, we draw  $\varepsilon$  and generate outcomes  $y = X\beta + \varepsilon$  to run the tests, and repeat this process 100 times. This gives us  $12 \times 50 \times 100 = 6000$  total test comparisons. Because both tests are computationally expensive we run the simulation on a cluster using 600 cores with x86, 64-bit architecture at 2.1Ghz. It takes about 15 minutes to complete the entire simulation, totaling to about a week of wall-clock time.

The results of this simulation study with normal errors are shown in Figure 1, split in 6 panels corresponding to the 6 different definitions of the active parameters. Here, we aggregate the data for  $s_0 = 3$  and  $s_0 = 15$ , and present the individual plots in the Supplement. In the simulations below we test all individual hypotheses  $H_{0,j} : \beta_j = 0$ , and for the randomization test we perform a simple Bonferroni correction; the `hdi` package makes a similar correction. The plots show the power of the two methods defined as the proportion of active parameters that a method is able to uncover (i.e., number of true rejections over  $s_0$ ). We will also report results on the family-wise error rate (FWER) defined as the proportion of false rejections over all comparisons.

We see that the randomization method is consistently more powerful than the desparsified LASSO method. The difference is even more pronounced when the signal is weak. For example, when the active parameters are equal to 1 (bottom, left panel) the power of the randomization method is around 95% compared to 55% for the LASSO method. As the signal becomes stronger this difference becomes smaller (see other bottom panels). Marginally, the Q1/Q2/Q3 quartiles for power are 0.76, 0.95, 1.00 for the randomization method, and 0.46, 0.70, 1.00 for the LASSO method. The quartiles for FWER are  $(.52, .97, 3.5) \times 10^{-2}$  and

PANEL (A): $\rho = 0.3, H_0 : \beta_1 = 1.0$ (true)								
	$Error \ \varepsilon_t = \rho\varepsilon_{t-1} + u_t, u_t = \dots$							
	<i>normal</i>				<i>mixture</i>			
<i>Method</i>	<i>Covariates <math>x_t</math></i>							
	<i>iid</i>		<i>autocorrelated</i>		<i>iid</i>		<i>autocorrelated</i>	
	(i)	(ii)	(iii)	(iv)	(i)	(ii)	(iii)	(iv)
OLS	5.06	4.98	7.17	7.23	5.09	4.55	7.08	7.00
HAC	6.70	11.31	7.13	11.21	6.88	14.32	7.20	13.82
RR-reflection	5.42	5.15	3.91	3.44	5.43	5.40	3.31	3.12

PANEL (B): $\rho = 0.8, H_0 : \beta_1 = 1.0$ (true)								
	(i)	(ii)	(iii)	(iv)	(i)	(ii)	(iii)	(iv)
	OLS	5.04	4.96	34.67	34.07	5.04	4.90	34.43
HAC	5.68	9.60	11.44	13.44	5.88	9.98	11.34	13.88
RR-reflection	5.78	5.53	3.72	3.22	5.86	5.58	3.93	3.77

PANEL (C): $\rho = 0.8, H_0 : \beta_1 = 1.5$ (false)								
	(i)	(ii)	(iii)	(iv)	(i)	(ii)	(iii)	(iv)
	OLS	86.57	99.47	91.61	99.80	86.30	99.46	91.58
HAC	84.93	99.24	70.53	97.92	84.91	99.33	70.18	97.94
RR-reflection	86.35	97.91	55.47	90.01	86.28	98.07	56.34	90.73

Table 8: Rejection rates for standard OLS errors, HAC errors, and the residual randomization test based on reflection symmetry in the simulated study of Section 6.2.

$(.80, 1.6, 5.8) \times 10^{-4}$  for randomization and LASSO, respectively. We see that both methods are conservative, but residual randomization reaches much closer to the nominal 5% level. Further improvements may be possible since the Bonferroni correction used for the randomization method is likely very conservative. In the Supplement, we present more results using  $t_3$  errors. In that setting, both tests lose some power due to the heavier-tailed errors, but the overall picture remains the same.

Figure 2 shows results from the same simulation as above with  $t_3$  errors instead of normal. The general picture is unchanged as the residual randomization method seems to have more power across simulations. Both methods become less powerful.



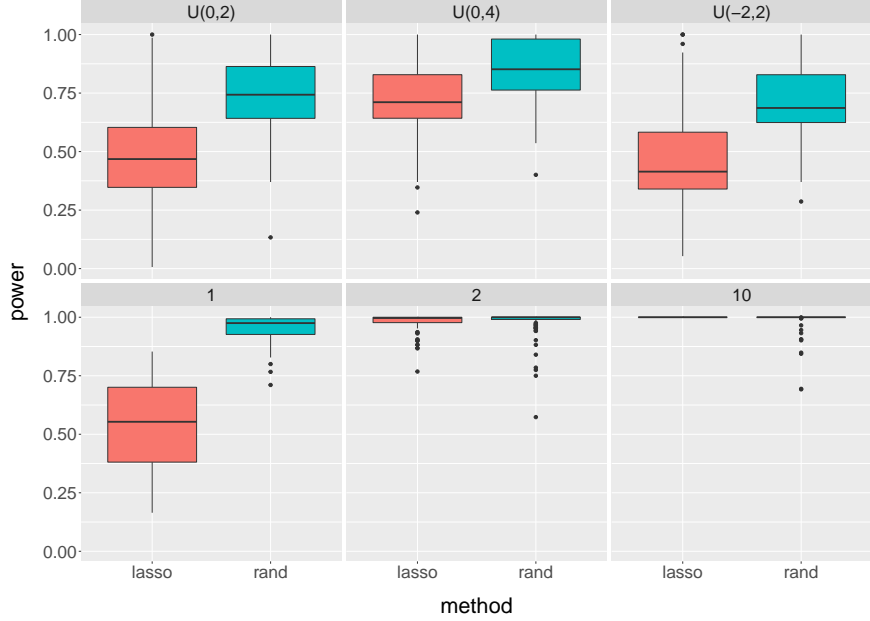


Figure 1: Power of de-sparsified LASSO method (Dezeure et al., 2015) and residual randomization in the high-dimensional simulation. The different panels indicate how the active parameters are generated. The figure aggregates power data for both  $s_0 = 3$  and  $s_0 = 15$ .

Figure 3 has a subset of the results of Figure 1 for those simulations with  $s_0 = 3$  active parameters (we thus exclude the simulations with  $s_0 = 15$  active parameters). Again, the general picture does not change, and we do see that both methods are more powerful, but also there is more variance since we have few active parameters.

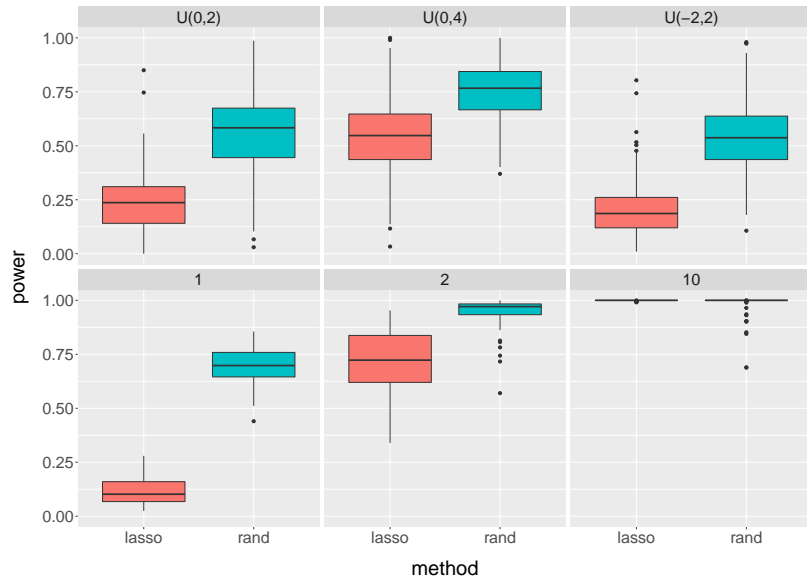


Figure 2: Power of de-sparsified LASSO method (Dezeure et al., 2015) and residual randomization in the high-dimensional simulation of Section 6.3 with  $t_3$ -distributed errors. The different panels indicate how the active parameters are generated. The figure aggregates power data for both  $s_0 = 3$  and  $s_0 = 15$ .

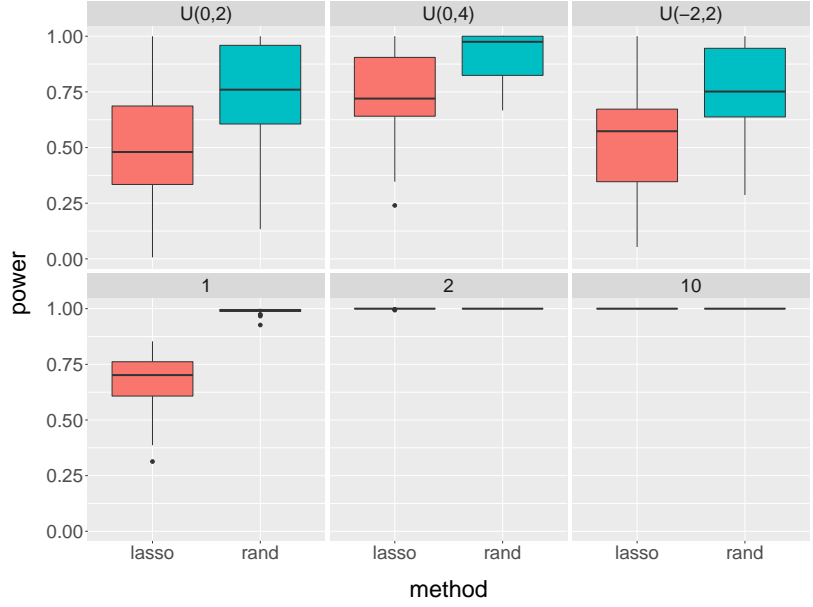


Figure 3: Power of de-sparsified LASSO method (Dezeure et al., 2015) and residual randomization in the high-dimensional simulation of Section 6.3 with normal errors. The different panels indicate how the active parameters are generated. The figure aggregates power data only for  $s_0 = 3$  active parameters.

Finally, Figure 4 has a subset of the results of Figure 1 for those simulations with  $s_0 = 15$  active parameters (we thus exclude the simulations with  $s_0 = 3$  active parameters). The difference between the de-

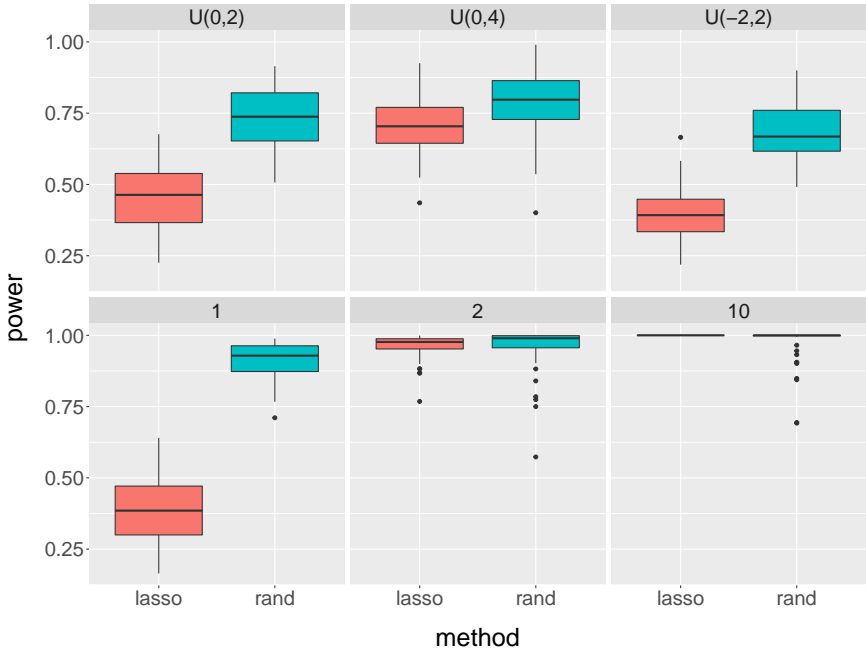


Figure 4: Power of de-sparsified LASSO method (Dezeure et al., 2015) and residual randomization in the high-dimensional simulation of Section 6.3 with normal errors. The different panels indicate how the active parameters are generated. The figure aggregates power data only for  $s_0 = 15$  active parameters.

sparsified lasso method and the randomization method seems to become even larger now. This deterioration in the lasso method was also reported by [Dezeure et al. \(2015\)](#), and in fact was common across all methods they tested on.

## F Some more details on simulations

### F.1 Test definition with finite-sample correction

Here, we describe the procedure for calculating a p-value given an observed test statistic value,  $T_n = t$ , and randomization values,  $T^1, \dots, T^R$ . This procedure is not novel, and can be found in a standard textbook (Lehmann and Romano, 2005).

Order the randomization values as  $T^{(1)} \leq T^{(2)} \leq \dots \leq T^{(R)}$ , and let  $k = \lceil R(1 - \alpha) \rceil$ . Also, define

$$R^+ = |\{1 \leq j \leq R : T^{(j)} > T^{(k)}\}|.$$

$$R^0 = |\{1 \leq j \leq R : T^{(j)} = T^{(k)}\}|.$$

Then, consider the following decision function:

$$\phi_\alpha(T_n, \{T^1, \dots, T^R\}) = \phi_\alpha(T_n, \mathbf{T}^n) = \begin{cases} 1, & \text{if } T_n > T^{(k)}, \\ b_n & \text{if } T_n = T^{(k)}, \\ 0 & \text{if } T_n < T^{(k)}, \end{cases}$$

where  $b_n = \frac{R\alpha - R^+}{R^0}$ . The test using this decision function is valid at level  $\alpha$ . If we wish to always return a binary decision we could sample a Binomial with probability  $b_n$  if  $T_n = T^{(k)}$ .

### F.2 Concrete Algorithms

Here, we present concrete algorithmic descriptions of the residual randomization tests we use in the simulations. We focus on the cluster versions of the tests because they are the most general. For example, the test that only uses exchangeability without clustering can be thought of as a cluster test  $\mathcal{G}_n^p(C^n)$  where there is only one cluster in  $C^n$ , i.e.,  $C^n = \{\{1, \dots, n\}\}$ .

We present the following algorithms successively: (1) within-cluster permutations; (2) cluster sign test; (3) double invariance test; (4) two-way cluster permutation test. These will be useful to describe in detail the procedures presented in the examples and applications of the experimental section in the main document.

Recall that  $\Pi_n$  is a permutation of elements  $\{1, \dots, n\}$  defined as a bijection of this set on itself. Also, for a cluster index  $c = 1, \dots, J_n$  of some clustering  $C^n$  of set  $\{1, \dots, n\}$ , symbol  $[c]$  denotes the set of elements that correspond to that cluster. Thus,  $|[c]|$  is the size of this cluster.

---

**Algorithm 1** Cluster permutations,  $\mathcal{G}_n^p(\mathbf{C}^n)$ 

---

```
1: procedure PERM( $y, X, a, a_0; \mathbf{C}^n$ )
2:    $J_n = |\mathbf{C}^n|$ , size of clustering.
3:   Obtain OLS estimate  $\hat{\beta}$  of regression  $y \sim X$ .
4:    $T^{obs} \leftarrow a'\hat{\beta} - a_0$ .
5:   Obtain constrained OLS estimate  $\hat{\beta}_n^o$  of  $y \sim X$ , such that  $a'\hat{\beta}_n^o - a_0 = 0$ .
6:   Obtain  $\hat{\varepsilon}^\circ = y - X\hat{\beta}_n^o$ .
7:   for  $r = 1, \dots, R$  do
8:      $\varepsilon_r \leftarrow \hat{\varepsilon}^\circ$ 
9:     for  $c = 1, \dots, J_n$  do
10:       $\varepsilon_r \leftarrow \pi_c(\varepsilon_r)$ . ▷ permute only elements in cluster  $c$ ,  $\pi_c \sim \text{Unif}(\Pi_{|[c]|})$ 
11:       $T^r \leftarrow a'(X^\top X)^{-1}X^\top \varepsilon_r$ .
12:   return  $\phi(T^{obs}, \{T_r : r = 1, \dots, R\})$ .
```

---

---

**Algorithm 2** Cluster permutations,  $\mathcal{G}_n^s(\mathbf{C}^n)$ 

---

```
1: procedure SIGN( $y, X, a, a_0; \mathbf{C}^n$ )
2:    $J_n = |\mathbf{C}^n|$ , size of clustering.
3:   Obtain OLS estimate  $\hat{\beta}$  of regression  $y \sim X$ .
4:    $T^{obs} \leftarrow a'\hat{\beta} - a_0$ .
5:   Obtain constrained OLS estimate  $\hat{\beta}_n^o$  of  $y \sim X$ , such that  $a'\hat{\beta}_n^o - a_0 = 0$ .
6:   Obtain  $\hat{\varepsilon}^\circ = y - X\hat{\beta}_n^o$ .
7:   for  $r = 1, \dots, R$  do
8:      $\varepsilon_r \leftarrow 0$ 
9:     for  $c = 1, \dots, J_n$  do
10:       $S_c \leftarrow \text{Unif}(\{-1, +1\})$  ▷ random sign
11:       $\varepsilon_r \leftarrow \varepsilon_r + S_c \mathbf{I}_c \hat{\varepsilon}^\circ$ .
12:       $T^r \leftarrow a'(X^\top X)^{-1}X^\top \varepsilon_r$ .
13:   return  $\phi(T^{obs}, \{T_r : r = 1, \dots, R\})$ 
```

---

---

**Algorithm 3** Cluster permutations and random signs,  $\mathcal{G}_n^{p+s}(\mathbf{C}^n)$ 

---

```
1: procedure DOUBLE( $y, X, a, a_0; \mathbf{C}^n$ )
2:    $J_n = |\mathbf{C}^n|$ , size of clustering.
3:   Obtain OLS estimate  $\hat{\beta}$  of regression  $y \sim X$ .
4:    $T^{obs} \leftarrow a'\hat{\beta} - a_0$ .
5:   Obtain constrained OLS estimate  $\hat{\beta}_n^o$  of  $y \sim X$ , such that  $a'\hat{\beta}_n^o - a_0 = 0$ .
6:   Obtain  $\hat{\varepsilon}^\circ = y - X\hat{\beta}_n^o$ .
7:   for  $r = 1, \dots, R$  do
8:      $\varepsilon_r \leftarrow 0$ 
9:     for  $c = 1, \dots, J_n$  do
10:       $S_c \leftarrow \text{Unif}(\{-1, +1\})$  ▷ random sign
11:       $\varepsilon_r \leftarrow \varepsilon_r + S_c \mathbf{I}_c \pi_c(\hat{\varepsilon}^\circ)$ . ▷ permute only elements in cluster  $c$ ,  $\pi_c \sim \text{Unif}(\Pi_{|[c]|})$ 
12:       $T^r \leftarrow a'(X^\top X)^{-1}X^\top \varepsilon_r$ .
13:   return  $\phi(T^{obs}, \{T_r : r = 1, \dots, R\})$ 
```

---

---

**Algorithm 4** Two-way clustering,  $\mathcal{G}_n^p(\mathbf{R}^n, \mathbf{C}^n)$ 

---

- 1: **procedure** PERM\_2WAY( $y, X, a, a_0; \mathbf{R}^n, \mathbf{C}^n$ )
  - 2:      $J_n = |\mathbf{C}^n|$ ,  $R_n = |\mathbf{R}^n|$ , sizes of clusterings.
  - 3:     Obtain OLS estimate  $\hat{\beta}$  of regression  $y \sim X$ .
  - 4:      $T^{obs} \leftarrow a'\hat{\beta} - a_0$ .
  - 5:     Obtain constrained OLS estimate  $\hat{\beta}_n^o$  of  $y \sim X$ , such that  $a'\hat{\beta}_n^o - a_0 = 0$ .
  - 6:     Obtain  $\hat{\varepsilon}^o = y - X\hat{\beta}_n^o$ .
  - 7:     **for**  $r = 1, \dots, R$  **do**
  - 8:          $E \leftarrow \text{matrix}(\hat{\varepsilon}^o)$ .
  - 9:          $E \leftarrow (E_{\pi_1(i)j})$ .                      $\triangleright$  Permute rows of  $E$  through random  $\pi_1 \sim \text{Unif}(\Pi_{R_n})$
  - 10:          $E \leftarrow (E_{i\pi_2(j)})$ .                  $\triangleright$  Permute columns of  $E$  through random  $\pi_2 \sim \text{Unif}(\Pi_{J_n})$
  - 11:          $\varepsilon_r = \text{vector}(E)$ .                      $\triangleright$  Column vector format consistent with step 8.
  - 12:          $T^r \leftarrow a'(X^\top X)^{-1} X^\top \varepsilon_r$ .
  - 13:     **return**  $\phi(T^{obs}, \{T_r : r = 1, \dots, R\})$
-

## G More Applications

### G.1 Hormone data

In the hormone data example of [Efron and Tibshirani \(1986, Section 9.3\)](#), there are 27 medical devices. The data include the number of hours the device is worn by a patient ( $x_i$ ), and the remaining amount of hormone on the device ( $y_i$ ). We model the data through simple linear regression:  $y_i = \beta_0 + \beta_1 x_i + \varepsilon_i$ . [Efron and Tibshirani \(1986\)](#) illustrated bootstrap for inference on  $\beta_1$ . We will use residual randomization to test  $H_0 : \beta_1 = 0$ , and then invert the test to get a confidence interval. This is an instance of a linear hypothesis analyzed in [Section 3](#).

We start by assuming exchangeable errors as in [Section 3.1](#). In this setting, the residual randomization procedure is equivalent to regressing  $y_i - \bar{y}$  against  $x_i$ , and then comparing these slopes with the standard OLS estimate,  $\hat{\beta}_1$ . The null hypothesis is strongly rejected (p-value  $\approx 0$ ). To produce a confidence interval we consider a sequence of null hypotheses,  $H_0 : \beta_1 = \beta_1^0$  and store the (two-sided)  $p$ -values. [Figure 5](#) plots these  $p$ -values against the tested null value. From the plot, we can extract those values that are not rejected by the randomization test, and form a confidence set. In the figure, the set is marked by the two endpoints, and is roughly equal to  $[-0.0668, -0.0478]$ . We could extend this analysis to include non-exchangeable but sign-symmetric errors. For example, we can repeat the test inversion described above, this time using as inferential primitive the sign symmetry in [Section 3.2](#). Moreover, we could also consider clustered errors. In the data there are 3 manufacturers, each providing 9 data points. We could perform invariant inference using within-cluster permutations, including within-cluster sign symmetry, as described in [Section 3.4](#).

The results of this analysis are shown in the table below, juxtaposed with the results from regular OLS and bootstrap ([Efron and Tibshirani, 1986, Table 9.2](#)). We see that the standard errors from all methods roughly agree. Clustered errors lead to slightly wider intervals as expected. In this example, residual randomization is as simple to apply as the bootstrap, and has the additional advantage of being able to integrate various error structures for sensitivity analysis.

	<b>inference method</b>	<b>midpoint estimate</b>	<b>s.e.</b>	<b>95% interval</b>
	OLS	-0.0574	.0045	(-0.0665, -0.0482).
	bootstrap	-0.0574	.0043	(-0.0660, -0.0488)
	RR-perms.	-0.0573	.0048	(-0.0668, -0.0477)
<i>randomization</i>	RR-signs	-0.0595	.0045	(-0.0686, -0.0504)
<i>methods</i>	RR-cluster-perms.	-0.0609	.0043	(-0.0695, -0.0522)
	RR-cluster-double	-0.0582	0.0050	(-0.0682, -0.0482)

Table 9: Residual randomization Inference on  $\beta_1$  in the hormone data.

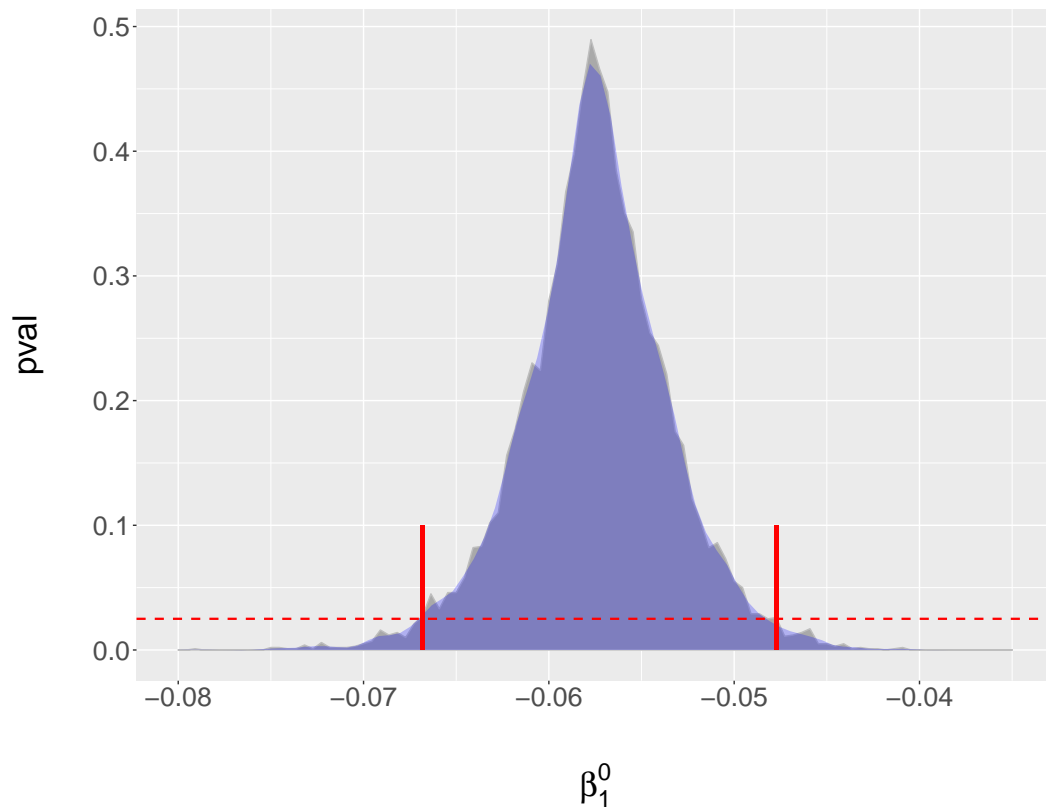


Figure 5: Histogram of p-values for a sequence of tests,  $H_0 : \beta_1 = \beta_1^0$ , for  $\beta_1^0 \in [-0.1, -0.03]$ . The horizontal dashed line marks the 0.025 threshold. The two vertical lines mark the range of values for  $\beta_1$  for which the null hypothesis cannot be rejected. This forms a confidence interval for  $\beta_1$ .