

The emergence of crack-like behavior of frictional rupture: Edge singularity and energy balance

Fabian Barras¹, Michael Aldam², Thibault Roch¹, Efm

A. Brener^{3,4}, Eran Bouchbinder^{2,*} and Jean-François Molinari^{1†}

¹*Civil Engineering Institute, Materials Science and Engineering Institute,*

Ecole Polytechnique Fédérale de Lausanne, Station 18, CH-1015 Lausanne, Switzerland

²*Chemical and Biological Physics Department, Weizmann Institute of Science, Rehovot 7610001, Israel*

³*Peter Grünberg Institut, Forschungszentrum Jülich, D-52425 Jülich, Germany*

⁴*Institute for Energy and Climate Research, Forschungszentrum Jülich, D-52425 Jülich, Germany*

The failure of frictional interfaces — the process of frictional rupture — is widely assumed to feature crack-like properties, with far-reaching implications for various disciplines, ranging from engineering tribology to earthquake physics. An important condition for the emergence of a crack-like behavior is the existence of stress drops in frictional rupture, whose basic physical origin has been recently elucidated. Here we show that for generic and realistic frictional constitutive relations, and once the necessary conditions for the emergence of an effective crack-like behavior are met, frictional rupture dynamics are approximately described by a crack-like, fracture mechanics energy balance equation. This is achieved by independently calculating the intensity of the crack-like singularity along with its associated elastic energy flux into the rupture edge region, and the frictional dissipation in the edge region. We further show that while the fracture mechanics energy balance equation provides an approximate, yet quantitative, description of frictional rupture dynamics, interesting deviations from the ordinary crack-like framework — associated with non-edge-localized dissipation — exist. Together with the recent results about the emergence of stress drops in frictional rupture, this work offers a comprehensive and basic understanding of why, how and to what extent frictional rupture might be viewed as an ordinary fracture process. Various implications are discussed.

I. BACKGROUND AND MOTIVATION

Rapid slip along interfaces separating bodies in frictional contact is mediated by the spatiotemporal dynamics of frictional rupture [41, 43], which is a fundamental process of prime importance for a broad range of physical systems. For example, it is responsible for squealing in car brake pads [36], for bowing on a violin string [16], and for earthquakes along geological faults [8, 28, 35], to name just a few well-known examples. A very powerful conceptual and quantitative framework to understand frictional dynamics in a wide variety of physical contexts is the analogy between frictional rupture and ordinary fracture/cracks.

This framework is extensively used to interpret and quantify geophysical observations [2, 12], as well as a broad spectrum of laboratory phenomena [7, 26, 27, 34, 40, 42, 44, 45]. For example, a recent series of careful laboratory experiments [7, 44, 45] demonstrated that when the analogy between frictional rupture and ordinary fracture holds, the dynamic propagation of laboratory earthquakes and their arrest can be quantitatively understood to an unprecedented degree [24]. Yet, the fundamental physical origin and range of validity of the analogy between frictional rupture and ordinary fracture are not yet fully understood.

An important condition for the analogy to hold is the emergence of a finite and well-defined stress drop

$\Delta\tau = \tau_d - \tau_{\text{res}}$, the difference between the applied driving stress τ_d and the residual stress τ_{res} , in frictional rupture. In a very recent paper [1] we showed that, contrary to widely adopted assumptions, the residual stress τ_{res} is not a characteristic property of frictional interfaces. Rather, for rapid rupture τ_{res} is shown to crucially depend on elastodynamic bulk effects — in particular wave radiation from the frictional interface to the bulks surrounding it and long-range elastodynamic bulk interactions — and that the existence of a finite stress drop $\Delta\tau$, is a finite time effect, limited by the wave travel time in finite systems. Specifically, it has been shown that

$$\Delta\tau(\tau_d) \simeq \frac{\mu}{2c_s} v_{\text{res}}^0(\tau_d), \quad (1)$$

where μ is the shear modulus of the bulks surrounding the frictional interface, c_s is the corresponding shear wave-speed and v_{res}^0 is the theoretically predicted residual slip velocity behind the propagating rupture edge. $v_{\text{res}}^0(\tau_d)$ is determined through the approximate equation $\tau_{\text{ss}}(v_{\text{res}}^0) + \frac{\mu}{2c_s} v_{\text{res}}^0 \simeq \tau_d$, once long-range elastodynamic contributions are omitted [1], where $\tau_{\text{ss}}(v)$ is the steady-state friction curve as a function of slip velocity v .

The theoretical prediction in Eq. (1) has been supported by existing experimental results for rapid frictional rupture [1], for times shorter than the waves reflection time from outer boundaries, and by computer simulations in infinite systems. An example taken from one of these computer simulations is presented in Fig. 1a (cf. Fig. 3 in Barras *et al.* [1]), where two rapid rupture fronts propagating in opposite directions are observed, leaving behind them a well-defined stress drop

* eran.bouchbinder@weizmann.ac.il

† jean-francois.molinari@epfl.ch

$\Delta\tau$ that quantitatively agrees with the theoretical predictions (see Barras *et al.* [1] for details). The most outstanding theoretical question that remains open in the context of the analogy between frictional rupture and ordinary cracks, once the necessary conditions associated with the emergence of a finite stress drop $\Delta\tau$ are met, is to what extent the analogy actually holds, both in qualitative and in quantitative terms. This question is systematically addressed in this paper.

The existence of a finite stress drop $\Delta\tau$ does not immediately guarantee that the analogy between frictional rupture and ordinary fracture holds because proper scale separation should also be satisfied. That is, the residual stress τ_{res} behind the propagating rupture should be reached on a scale (typically termed the cohesive zone) much smaller than the rupture size L (cf. Fig. 1a). If such scale separation is valid, we expect all crack-like properties to emerge in frictional rupture. In particular, we expect the frictional stress and slip velocity fields near the rupture edge to feature the famous square root singularity of conventional fracture mechanics [8]. Moreover, under these conditions, we expect the singularity-associated energy flux into the edge region to balance the edge-localized energy dissipation in excess of the power invested against the residual stress τ_{res} . This energy balance relation amounts to an effective equation of motion for rupture propagation [8].

In this paper we show that for generic and realistic frictional constitutive relations, and once the conditions for the emergence of an effective crack-like behavior are met, frictional rupture dynamics are approximately — yet quantitatively — described by a crack-like, fracture mechanics energy balance equation [8]. This is achieved in a few steps. In Sect. II we show that if one *assumes* the existence of the conventional square root singularity of ordinary fracture mechanics and the associated near-edge energy balance in frictional rupture, the latter follows a generic rupture length-velocity relation based on the knowledge of the stress drop $\Delta\tau$ alone. In Sect. III, we quantitatively and systematically test these assumptions separately. We first show that the conventional square root singularity of standard fracture mechanics provides a good quantitative description of the near rupture edge stress and slip velocity fields simultaneously. We then propose a physically-motivated procedure to independently extract an effective fracture energy from the dissipative interfacial dynamics and show that it is balanced by the singularity-associated energy flux into the edge region to a good approximation.

These results indicate that the scale separation mentioned above is approximately satisfied for frictional rupture and that indeed the effective fracture energy corresponds to edge-localized dissipation. However, the proposed procedure to extract the relevant edge-localized dissipation allows us to show, also in Sect. III, that there exists additional energy dissipation in excess of the power invested against the residual stress τ_{res} . This contribution to the energy dissipation associated with frictional

rupture propagation is shown to be non-edge-localized, i.e. to be spatially extended, and as such demonstrates interesting deviations from the ordinary crack-like framework. Finally, the significance and implications of our findings for various phenomena are briefly discussed in Sect. IV. Together with the recent results about the emergence of stress drops in frictional rupture [1], this work offers a comprehensive and basic understanding of why, how and to what extent frictional rupture might be viewed as an ordinary fracture process.

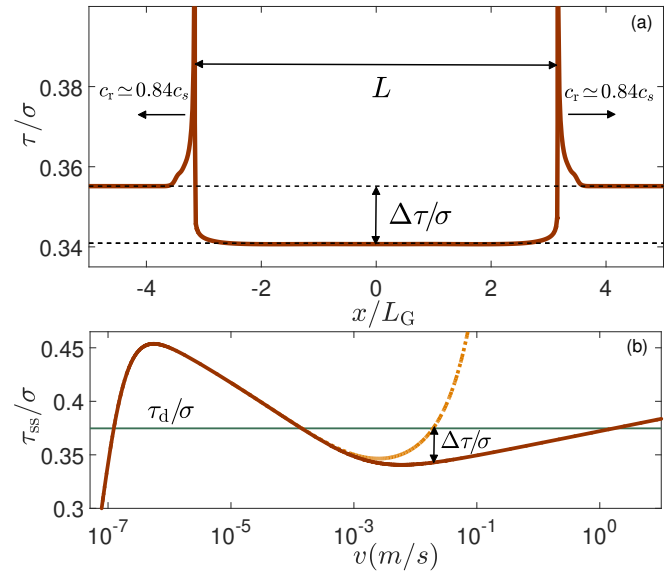


FIG. 1. (a) A snapshot of the frictional stress $\tau(x)$ (normalized by the normal stress σ) during rupture propagation that emerges in dynamic simulations with the steady-state friction law shown in panel (b) and $\tau_d = 0.375\sigma$ (see text and Barras *et al.* [1] for additional details). The snapshot reveals two rapid rupture fronts (the rupture length L is marked) propagating at an instantaneous speed $c_r \simeq 0.84c_s$ in opposite directions into regions characterized by the applied stress τ_d and leaving behind them a well-defined residual stress $\tau_{\text{res}} < \tau_d$. Consequently, a well-defined and finite stress drop $\Delta\tau$ emerges, as marked. Note that the y -axis is truncated at $\tau/\sigma = 0.4$ for visual clarity and that x is normalized by a generalized Griffith-like length L_G , defined in Eq. (6) (with a unity prefactor). (b) The steady-state friction stress $\tau_{\text{ss}}(v)$, normalized by a constant normal stress σ , vs. the slip rate v (solid brown line). The curve has a generic N -shape [13], with a maximum at an extremely low v and a minimum at an intermediate v . The horizontal line represents the driving stress τ_d , which intersects the N -shaped steady-state friction curve at three points; the leftmost and rightmost ones are stable fixed points, while the intermediate one is an unstable one. The effective steady-state friction curve (dash-dotted orange line) is obtained by adding $\frac{\mu}{2c_s}v$ (with $\mu = 9\text{GPa}$ and $c_s = 2739\text{m/s}$) to the solid brown line, see Barras *et al.* [1] for more details. The stress drop $\Delta\tau$ of Eq. (1), which equals the one shown in panel (a), is marked by the black double-arrow.

II. CRACK-LIKE SCALING AND THE DEPENDENCE OF THE LENGTH-VELOCITY RELATION ON THE STRESS DROP

As explained above, and with the results of Barras *et al.* [1] in mind, we aim at carefully exploring the implications of stress drops — once they exist — for frictional dynamics. The expected implications, to be detailed below, directly follow from the analogy to ordinary fracture mechanics and consequently from its standard predictions [8, 43]. The challenge is to test whether these predictions are satisfied as emergent properties of the underlying physics without assuming them a priori. Some of these predictions have been previously studied in the literature [10, 15–17, 19, 33, 46], but to the best of our knowledge these studies have not yet led to a comprehensive picture of the analogy between frictional rupture and ordinary fracture.

The existence of a stress drop behind the two edges of propagating frictional rupture, cf. Fig. 1a, suggests that the load bearing capacity of the interface in this region is reduced, $\tau_{\text{res}} < \tau_{\text{d}}$, and consequently that parts of the interface ahead of the edges should compensate for this reduction, i.e. carry stress that is larger than τ_{d} . In the framework of the classical theory of fracture, the so-called Linear Elastic Fracture Mechanics (LEFM), this stress amplification ahead of the rupture edges follows a universal singularity as the rupture edge is approached [8]

$$\tau(x) \sim \frac{K(L, c_r)}{\sqrt{|x - x_r|}}, \quad K(L, c_r) \sim \Delta\tau \sqrt{L} \mathcal{K}(c_r/c_s), \quad (2)$$

where K quantifies the intensity of the singularity (hence it is termed the stress intensity factor [23]), x_r is the location of each of the rupture edges, L is the instantaneous distance between the two edges (i.e. the rupture length/size, cf. Fig. 1a) and $\mathcal{K}(c_r/c_s)$ is a dimensionless function of the instantaneous propagation speed c_r of each edge. We note that here and below numerical prefactors are omitted as we are interested in crack-like scaling relations in this section. In addition, the slip velocity is predicted to follow the very same singular behavior

$$v(x) \sim \frac{c_r K(L, c_r)}{\mu \sqrt{|x - x_r|}}, \quad (3)$$

just behind the edges (note the absolute value). As expected, the intensity of the amplification/singularity $K(L, c_r)$ in Eq. (2) increases with increasing $\Delta\tau$ and the rupture length L (L is the size of the region in which the interfacial load bearing capacity is reduced, hence a larger compensation/amplification exists). The relations in Eqs. (2)-(3) are valid independently of the symmetry mode of rupture, and in particular in the context of frictional rupture, they are valid for both in-plane shear (mode-II) and anti-plane shear (mode-III) symmetries.

Standard fracture mechanics predicts that the square root singularity in Eqs. (2)-(3) is accompanied by a finite flux of energy G into the rupture edge region (known as

the energy release rate [23], even though it is not a rate), taking the form [23]

$$G(L, c_r) \sim \mathcal{A}(c_r/c_s) \frac{[K(L, c_r)]^2}{\mu}, \quad (4)$$

where $\mathcal{A}(c_r/c_s)$ is a known universal and dimensionless function that depends on the fracture symmetry mode (here mode-II or mode-III). Finally, by invoking energy balance in the edge region, standard fracture mechanics predicts that [8]

$$G(L, c_r) = G_c(c_r), \quad (5)$$

where $G_c(c_r)$ is the effective fracture energy (of dimensions of energy per unit area) associated with the transition from the $v \approx 0$ state ahead of the edge to the $v > 0$ state behind it, which possibly depends on the rupture speed c_r . It is crucial to understand that unlike ordinary tensile (mode-I symmetry) fracture, where $G_c(c_r)$ is the only dissipation in the problem, in the friction problem frictional dissipation exists *everywhere* along the sliding interface and not just in the transition region near the rupture edge. The way energy dissipation is partitioned in the friction problem will be discussed below.

The above discussion raises several basic questions; most notably, does the square root singularity of Eqs. (2)-(3) generically exist in frictional rupture once $\Delta\tau$ exists? Can the effective fracture energy $G_c(c_r)$ be meaningfully separated from the entire dissipation associated with frictional motion? And if so, can the energy balance of Eq. (5) be verified by independently calculating both G_c and G (the latter using Eq. (4))? While various aspects of these questions have certainly been addressed in the literature [10, 15–17, 19, 33, 46], we believe that systematically addressing all of them in a single system is still missing. Before performing such a systematic analysis, we address first a rather strong implication of the relations discussed above.

Combining Eqs. (2)-(5), one obtains the following stress drop dependent length-velocity relation

$$c_r/c_s = \mathcal{F}[L/L_G(\Delta\tau)] \quad \text{with} \quad L_G(\Delta\tau) \sim \frac{\mu G_c}{(\Delta\tau)^2}, \quad (6)$$

which is valid under the *assumption* that G_c is independent of c_r . Here $L_G(\Delta\tau)$ is a generalized Griffith-like length [7, 8] and $\mathcal{F}(\cdot)$ is a monotonically increasing function that we do not specify.

To test this prediction, we employed the generic rate-and-state friction constitutive framework, presented in detail in Barras *et al.* [1]. Within this framework, the interfacial constitutive law at any position x along the interface and at any time t is described by the following local relation

$$\tau = \sigma \operatorname{sgn}(v) f(|v|, \phi), \quad (7)$$

which must be supplemented with a dynamical equation for the evolution of ϕ . Extensive evidence indicates that

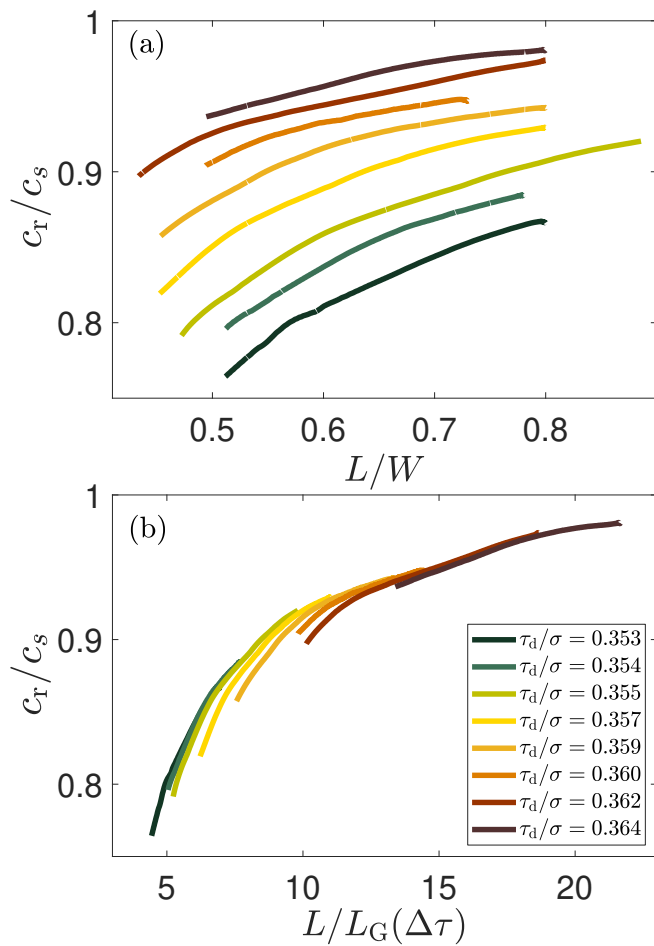


FIG. 2. (a) The frictional rupture velocity c_r , normalized by c_s , as a function of the frictional rupture length L (normalized by the system size $W = 320\text{m}$ used in these calculations) for different driving stress levels τ_d/σ (as detailed in the legend of panel (b)), using the N -shaped friction law of Fig. 1b. Frictional rupture is nucleated as described in Barras *et al.* [1]. (b) The prediction of Eq. (6) is tested by plotting c_r/c_s vs. $L/L_G(\Delta\tau)$, where $\Delta\tau$ varies with τ_d according to Eq. (1) (see also Fig. 3c in Barras *et al.* [1]). $L_G(\Delta\tau)$, as defined in Eq. (6), is evaluated with $\mu = 9\text{GPa}$, $G_c = 0.65\text{J/m}^2$ and a unity prefactor. The length-velocity curves of panel (a) all collapse on a master envelope curve as predicted by Eq. (6), see additional discussion in the text.

ϕ physically represents the age/maturity of the contact (hence it is related to the real contact area) [9, 11, 20, 29, 31, 32, 38], and that its evolution takes the form

$$\dot{\phi} = g\left(\frac{|v|\phi}{D}\right), \quad (8)$$

with $g(1) = 0$ and where ϕ is of time dimension. The characteristic slip displacement D controls the transition from a stick state $v \approx 0$, with a characteristic structural state $\phi = \phi_0$, to a steadily slipping/sliding state $v > 0$, with $\phi_{ss} = D/v$. The precise functional form of $g(\cdot)$ (with $g(1) = 0$) plays no role in what follows. The function

$f(|v|, \phi_{ss} = D/v) = \tau_{ss}(v)/\sigma$, under steady-state sliding conditions and a controlled normal stress σ , has been measured over a broad range of slip rates v for many materials [11].

Together with general theoretical considerations [13], it is now established that the steady-state frictional stress $\tau_{ss}(v)$ is generically N -shaped, as shown in Fig. 1b (solid brown line). Finally, the effective friction curve obtained by adding the radiation damping term $\frac{\mu}{2c_s}v$, which has been shown to play an important role in the emergence of stress drops in frictional rupture [1], is also presented in Fig. 1b (dash-dotted orange line). We would like to stress that, as shown in Barras *et al.* [1], pure velocity-weakening friction laws also effectively feature N -shaped behavior due to the radiation damping term (and hence also feature a finite stress drop). Consequently, the results to be presented below equally apply to velocity-weakening friction laws.

Coupling this constitutive framework to spectral boundary integral method [5, 22, 30] calculations in infinite systems under mode-III deformation conditions, gave rise to frictional rupture such as the one shown in Fig. 1a. In this approach, the displacement field $\mathbf{u}(x, y, t) = u_z(x, y, t)\hat{\mathbf{z}}$ (the unit vectors satisfy $\hat{\mathbf{z}} \perp \hat{\mathbf{x}}, \hat{\mathbf{y}}$) is computed at the interface $y \rightarrow 0^\pm$ self-consistently with the far-field stress τ_d and the friction law of Eq. (7), see Barras *et al.* [1] for additional details. Based on such numerical computations, we plot in Fig. 2a the normalized frictional rupture velocity c_r/c_s vs. the frictional rupture length L for various driving stress levels τ_d (detailed in the legend of Fig. 2b). The different $c_r(L)$ curves span a rather broad range. Equation (6) predicts that these curves can be collapsed onto a master curve if L is rescaled by $L_G(\Delta\tau)$, where $\Delta\tau(\tau_d)$ is given in Eq. (1) (see also Fig. 3c in Barras *et al.* [1]) and the effective fracture energy G_c is assumed to be independent of c_r . To follow this rescaling procedure, $L_G(\Delta\tau)$ of Eq. (6) is evaluated with a unity prefactor, $\mu = 9\text{GPa}$ and $G_c = 0.65\text{J/m}^2$. The way to extract the value of the effective fracture energy G_c is discussed in Sect. III below. The outcome of the rescaling procedure is presented in Fig. 2b.

It is observed that the different $c_r(L)$ curves, which exhibited a rather large spread in Fig. 2a, collapse on the envelope of a single master curve upon rescaling L by $L_G(\Delta\tau)$. Note that deviations from the master curve are observed at early times (small L values in each curve); this is expected as the crack-like behavior cannot be valid in the nucleation stage, but rather only when L is sufficiently large and frictional rupture is sufficiently well-developed. The collapse in Fig. 2b provides indirect, yet strong, support to the applicability of the crack-like relations in Eqs. (2)-(5) to frictional rupture. These relations will be directly tested next.

III. THE EMERGENCE OF STRESS SINGULARITY AND LOCAL ENERGY BALANCE

One of the major implications of the existence of a finite stress drop $\Delta\tau$ is the emergence of stress singularity near the frictional rupture edge, as explained above and as formulated in Eqs. (2)-(3). In order to directly test this prediction, we present in Fig. 3a the (properly normalized) spatial profiles of $\tau(x, t)$ and $v(x, t)$ near a rupture edge at time t . We then fit the two fields *together* to Eqs. (2)-(3), demanding the *same* stress intensity factor K and the *same* effective tip location x_r (the details of the fitting procedure are extensively discussed in the SM [1]).

The resulting fits are superimposed on the fields $\tau(x, t)$ and $v(x, t)$ in Fig. 3a. The square root singular behavior faithfully describes the two fields near the front edge, supporting the prediction that such a singular behavior emerges in the presence of a finite stress drop $\Delta\tau$. Note that the spatial range in which the fields are described by the square root singular behavior is larger for the slip velocity $v(x, t)$ than for the frictional stress $\tau(x, t)$. The reason is that $\tau(x, t)$ features a significantly narrower range of values between its peak value and the applied stress τ_d (in the large $|x|$ limit) compared to the corresponding range for $v(x, t)$, and thus the latter can accommodate a singular behavior, which is by construction an intermediate asymptotic behavior, over a larger spatial range.

The results of Fig. 3a demonstrate that a rather well-defined stress intensity factor $K(L, c_r)$ is associated with frictional rupture in the presence of a finite stress drop $\Delta\tau$, from which the energy release rate $G(L, c_r)$ can be readily extracted using Eq. (4) [1]. Next, in order to test the validity of Eq. (5), we need to independently calculate the effective fracture energy G_c associated with frictional rupture propagation. To this aim, we define the energy per unit area that is dissipated at a given interfacial location x during the transition from a non-slipping/sticking state to a steadily sliding state characterized by the residual stress τ_{res} [10]

$$E_{\text{BD}}(\delta; x) = \int_0^\delta (\tau(\delta') - \tau_{\text{res}}) d\delta'. \quad (9)$$

Here the slip history at a location x is given by the slip displacement $\delta(x, t) \equiv u_z(x, y = 0^+, t) - u_z(x, y = 0^-, t)$, where $\dot{\delta}(x, t) = v(x, t)$, and the subscript 'BD' stands for 'breakdown'. The breakdown energy quantifies the excess dissipation on top of the frictional dissipation associated with sliding against the residual stress τ_{res} . Note that we cannot a priori identify the breakdown energy defined in Eq. (9) with the effective fracture energy G_c , as will be discussed next.

In Fig. 3b we plot the breakdown energy $E_{\text{BD}}(\delta; x)$ at 4 different interfacial locations $x = \ell_i$, $i = 1-4$, ordered by their proximity to the nucleation site (the center of the domain). It is observed that $E_{\text{BD}}(\delta; x)$ perfectly overlaps

for the different locations x 's at small δ , but exhibits location dependence at significantly larger δ , where it levels off to different limiting values that become closer to one another as x increases. These observations can be understood as follows; the frictional stress $\tau(x, t)$ presented in Fig. 3a exhibits two distinct behaviors behind the propagating rupture edge (here the propagation is from right to left). First, it features a strong decay well within the edge region. Second, as denoted by the arrow, there exists a transition to a slow decay towards τ_{res} on a significantly larger lengthscale, extending far beyond the edge region (the full spatial extent of this decay is not shown). This slow spatial decay stems from the rate and state dependence of the friction law, which implies that all of the interfacial fields in the problem $\tau(x, t), v(x, t), \phi(x, t)$ slowly approach their respective asymptotic steady-state values $\tau_{\text{res}}, v_{\text{res}}, D/v_{\text{res}}$. Finally, as rupture propagation in the presence of a finite stress drop is intrinsically out of steady state, i.e. rupture accelerates towards c_s as shown in Fig. 2, we expect some position dependence of $E_{\text{BD}}(\delta; x)$. This dependence should become weaker as the limiting velocity $c_r \rightarrow c_s$ is approached, as is indeed observed in Fig. 3b.

The physical picture emerging from the above discussion suggests that the location independent part of the breakdown energy $E_{\text{BD}}(\delta; x)$, which is associated with excess dissipation near the rupture edge, should be identified as the effective fracture energy G_c appearing in Eq. (5). This idea is pictorially demonstrated by the horizontal black line in Fig. 3b, which identifies G_c with the point in which the various $E_{\text{BD}}(\delta; x)$ curves start to split/deviate one from another (from which a value of $G_c \approx 0.65 \text{ J/m}^2$ can be inferred). To make the identification of G_c more quantitative and to allow a direct test of Eq. (5), we invoke the observation that the combination $v\phi/D$ strongly overshoots unity in the edge region ($v\phi/D > 1$ implies $\dot{\phi} < 0$, which is associated with contact area reduction), then slightly undershoots it and finally approaches unity from below far from the edge [1]. We note that the position of the first crossing $v\phi/D = 1$ approximately corresponds to the position marked by small arrow in Fig. 3a. Consequently, the edge-localized dissipation G_c can be estimated as the excess dissipation associated with the spatial region for which $v\phi/D > 1$, quantified by the following spatial integral

$$G_c(c_r) \equiv \frac{1}{c_r(t)} \int_{v\phi/D > 1} (\tau(x, t) - \tau_{\text{res}}) v(x, t) dx. \quad (10)$$

We note that this estimate of G_c appears to be consistent with an analytic approximation available in the literature [15–17], which may shed light on the dependence of G_c on interfacial parameters (see SM [1] for details).

We are now in a position to directly test Eq. (5), where the energy release rate G is calculated using the stress intensity factor extracted as shown in Fig. 3a and G_c through Eq. (10). In the inset of Fig. 3b, we plot the ratio G/G_c as a function of the rupture length L . It is observed that G/G_c is close to unity throughout the rup-

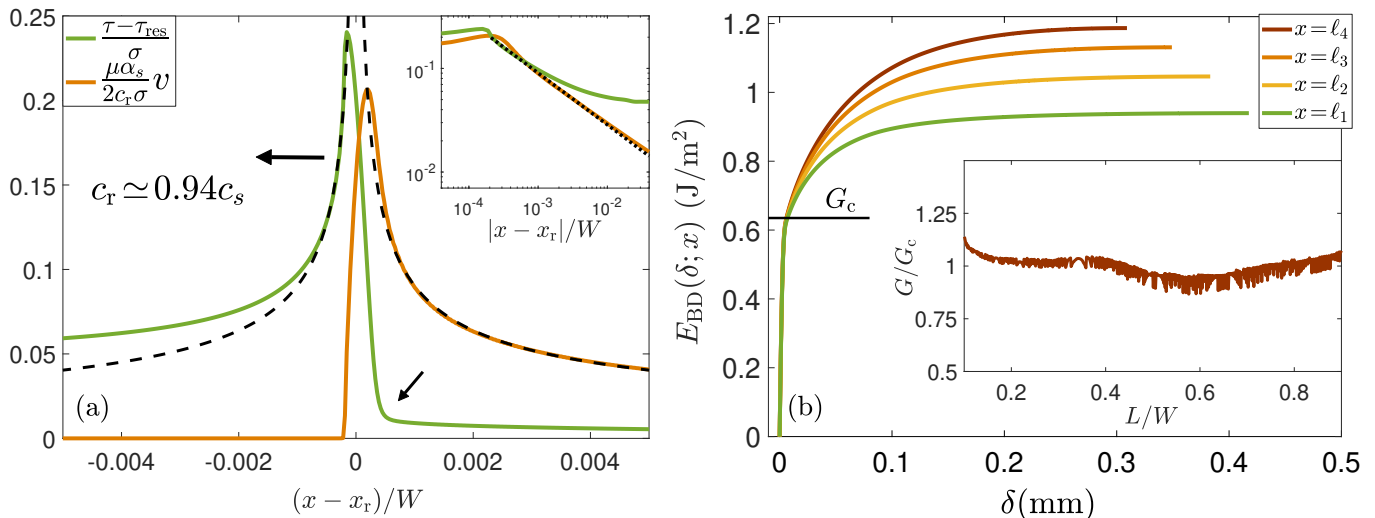


FIG. 3. (a) The normalized spatial profiles of $\tau(x, t)$ and $v(x, t)$ near a rupture edge propagating from right to left with a velocity $c_r \simeq 0.94c_s$ at time t . x is shifted by x_r , which corresponds to the location of effective rupture edge (cf. Eqs. (2)-(3)). Both fields are normalized/shifted by quantities defined in the text, except for $\alpha_s \equiv \sqrt{1 - c_r^2/c_s^2}$. The dashed lines are the results of fitting the solid lines to Eqs. (2)-(3), with $K = 64\text{kPa}\cdot\text{m}^{1/2}$, see SM [1] for additional details. The tilted arrow is discussed in the text. (inset) The same as the main panel, but on a double logarithmic scale with the x -axis being $|x - x_r|$. Note that since the dashed lines in the main panel are symmetric with respect to x_r , using $|x - x_r|$ implies the existence of a single dashed line in the inset. The inset highlights both the quality of the fit and the different spatial ranges used for each field, see SM [1] for additional details. (b) The breakdown energy $E_{\text{BD}}(\delta; x)$, defined in Eq. (9), vs. slip δ for 4 interfacial locations $x = \ell_i$, with $\ell_1/W = 0.15$, $\ell_2/W = 0.20$, $\ell_3/W = 0.25$ and $\ell_4/W = 0.30$. ℓ_i are measured from the nucleation site (the center of the system) and the system size is $W = 80\text{m}$. The horizontal black line marks the splitting of the different curves, which is identified with $G_c \approx 0.65\text{J/m}^2$. (inset) G/G_c vs. L/W , where L is the rupture length. G is calculated using $K(L)$, cf. panel (a) and the SM [1], through Eq. (4) and G_c is calculated through Eq. (10). The generic properties of the results presented in this figure are independent of the details of the friction law (not shown).

ture propagation history, lending strong support to the ideas developed above. In particular, it shows that the rupture edge energy balance in Eq. (5) provides quantitative approximations for frictional rupture dynamics.

At the same time, our results also clearly demonstrate that $E_{\text{BD}}(\delta; x)$ can be quite significantly larger than G_c and position dependent, implying that non-edge-localized dissipation in excess of the power invested against the residual stress τ_{res} is a generic property of frictional interfaces featuring rate and state dependent friction. A similar physical situation has been discussed in Brener and Marchenko [15]. That is, while a physically sensible extraction of the edge-localized excess dissipation G_c allows to obtain reasonably well quantitative approximations for frictional rupture dynamics based on the analogy to ordinary fracture, our results clearly indicate that this analogy is incomplete and that interesting deviations exist. These deviations are intimately related to the spatially extended (non-edge-localized) rate and state dependence of frictional interfaces, an intrinsic frictional property that is entirely absent in ordinary fracture, and are manifested in non-edge-localized excess dissipation. The latter may have important implications for the energy budget associated with frictional dynamics, and might be relevant to geophysical observations and their interpretations [17, 19, 33, 46].

IV. SUMMARY AND CONCLUDING REMARKS

In this paper we set out to further explore the analogy between frictional rupture and ordinary fracture. The starting point for this investigation is our own very recent work that elucidated the physical origin of stress drops $\Delta\tau$ in frictional rupture [1], which constitute a necessary condition for the analogy. Our major goal was to understand to what extent the analogy holds, both in qualitative and in quantitative terms, for interfaces described by generic and realistic frictional constitutive relations, once stress drops do exist.

We showed that for rate and state constitutive relations, frictional rupture dynamics are approximately — yet quantitatively — described by an ordinary fracture energy balance equation, when the conditions for the emergence of a finite stress drop $\Delta\tau$ are satisfied. To establish the quantitative status of this fracture mechanics energy balance equation, we proposed a physical criterion for extracting the rupture edge-localized dissipation directly from the frictional dynamics, allowing to define an effective fracture energy G_c for frictional problems. Surprisingly, we discovered that G_c does not account for all of the energy dissipation E_{BD} in excess of the energy dissipated against the residual stress τ_{res} (cf. Eq. (9)). These

findings imply that the analogy between frictional rupture and ordinary fracture is not complete, as manifested by the existence of a non-edge-localized contribution to E_{BD} .

The difference between E_{BD} and G_c is intimately related to the generic rate and state dependence of friction, which is responsible for the two-step nature of the stress relaxation/weakening process associated with frictional rupture propagation; first, there exists a rather sharp stress drop that takes place over a relatively small slip, bringing the stress close to, but not identically to, the residual stress τ_{res} . Second, there exists a slower, longer-term process that brings the stress to the residual stress τ_{res} over significantly larger slip. The latter stress relaxation/weakening process, which some authors attribute to melting or thermal pressurization [37, 47] not taken into account in the present work, is responsible for the difference between E_{BD} and G_c . This physical picture is reminiscent of the model proposed in Kanamori and Heaton [25], and further discussed in Abercrombie and Rice [2], in trying to resolve some puzzling observations in relation to the energy budget of earthquake rupture. Moreover, this physical picture is consistent with Chester

et al. [17] and Tinti et al. [46], which concluded based on seismic data that the breakdown energy can be larger than the fracture energy for large earthquake ruptures. These results offer insight into open questions concerning earthquake energy budget [2, 17, 19, 33, 46] and deserve additional investigation.

More generally, we expect our results to provide a conceptual and quantitative framework to address various fundamental and applied problems in relation to the rupture dynamics of frictional interfaces, with implications for both laboratory and geophysical-scale phenomena. For example, our results and theoretical framework are expected to apply also to slip pulses. Indeed, recent preliminary results, see Fig. S6 in Brener et al. [2], support this expectation.

Acknowledgements E. B. and J.-F.M. acknowledge support from the Rothschild Caesarea Foundation. E. B. acknowledges support from the Israel Science Foundation (Grant No. 295/16). J.-F.M., F. B. and T. R. acknowledge support from the Swiss National Science Foundation (Grant No. 162569). This research is made possible in part by the historic generosity of the Harold Perlman Family.

-
- [1] See Supplemental Material for additional information. .
- [2] Abercrombie, R.E., Rice, J.R.. Can observations of earthquake scaling constrain slip weakening? *Geophys J Int* 2005;162(2):406–424. URL: <https://academic.oup.com/gji/article-lookup/doi/10.1111/j.1365-246X.2005.02579.x>. doi:doi:10.1111/j.1365-246X.2005.02579.x.
- [7] Andrews, D.J.. Rupture propagation with finite stress in antiplane strain. *J Geophys Res* 1976;81(20):3575–3582. URL: <http://doi.wiley.com/10.1029/JB081i020p03575>. doi:doi:10.1029/JB081i020p03575.
- [13] Bar-Sinai, Y., Spatschek, R., Brener, E.A., Bouchbinder, E.. On the velocity-strengthening behavior of dry friction. *J Geophys Res Solid Earth* 2014;119(3):1738–1748. URL: <http://doi.wiley.com/10.1002/2013JB010586>. doi:doi:10.1002/2013JB010586.
- [1] Barras, F., Aldam, M., Roch, T., Brener, E.A., Bouchbinder, E., Molinari, J.F.. The emergence of crack-like behavior of frictional rupture: The origin of stress drops. To appear in *Physical Review X* 2019. URL: <http://arxiv.org/abs/1906.11533>. arXiv:1906.11533.
- [11] Baumberger, T., Caroli, C.. Solid friction from stick-slip down to pinning and aging. *Adv Phys* 2006;55(3-4):279–348. URL: <http://www.tandfonline.com/doi/abs/10.1080/00018730600732186>. doi:doi:10.1080/00018730600732186.
- [7] Bayart, E., Svetlizky, I., Fineberg, J.. Fracture mechanics determine the lengths of interface ruptures that mediate frictional motion. *Nat Phys* 2015;12(2):166–170. URL: <https://www.nature.com/articles/nphys3539>. doi:doi:10.1038/nphys3539.
- [8] Ben-Zion, Y.. Collective behavior of earthquakes and faults: Continuum-discrete transitions, progressive evolutionary changes, and different dynamic regimes. *Rev Geophys* 2008;46(4):RG4006. URL: <http://doi.wiley.com/10.1029/2008RG000260>. doi:doi:10.1029/2008RG000260.
- [9] Bhattacharya, P., Rubin, A.M.. Frictional response to velocity steps and 1-D fault nucleation under a state evolution law with stressing-rate dependence. *J Geophys Res Solid Earth* 2014;119(3):2272–2304. URL: <http://doi.wiley.com/10.1002/2013JB010671>. doi:doi:10.1002/2013JB010671.
- [10] Bizzarri, A.. On the relations between fracture energy and physical observables in dynamic earthquake models. *J Geophys Res* 2010;115(B10):B10307. URL: <http://doi.wiley.com/10.1029/2009JB007027>. doi:doi:10.1029/2009JB007027.
- [16] Bizzarri, A., Cocco, M.. Slip-weakening behavior during the propagation of dynamic ruptures obeying rate- and state-dependent friction laws. *J Geophys Res* 2003;108(B8):2373. URL: <http://doi.wiley.com/10.1029/2002JB002198>. doi:doi:10.1029/2002JB002198.
- [12] Bizzarri, A., Liu, C.. Near-field radiated wave field may help to understand the style of the supershear transition of dynamic ruptures. *Phys Earth Planet Inter* 2016;261:133–140. URL: <https://linkinghub.elsevier.com/retrieve/pii/S0031920116300838>. doi:doi:10.1016/j.pepi.2016.05.013.
- [5] Breitenfeld, M.S., Geubelle, P.H.. Numerical analysis of dynamic debonding under 2D in-plane and 3D loading. *Int J Fract* 1998;93(1/4):13–38. URL: <http://link.springer.com/10.1023/A:1007535703095>. doi:doi:10.1023/A:1007535703095.
- [2] Brener, E.A., Aldam, M., Barras, F., Molinari, J.F., Bouchbinder, E.. Unstable Slip Pulses and Earthquake

- Nucleation as a Nonequilibrium First-Order Phase Transition. *Phys Rev Lett* 2018;121(23):234302. URL: <https://link.aps.org/doi/10.1103/PhysRevLett.121.234302>. doi:doi:10.1103/PhysRevLett.121.234302.
- [15] Brener, E.A., Marchenko, V.I.. Frictional shear cracks. *J Exp Theor Phys Lett* 2002;76(4):211–214. URL: <http://link.springer.com/10.1134/1.1517386>. doi:doi:10.1134/1.1517386.
- [16] Casado, S.. Studying friction while playing the violin: exploring the stickslip phenomenon. *Beilstein J Nanotechnol* 2017;8:159–166. URL: <http://www.beilstein-journals.org/bjnano/content/8/1/16>. doi:doi:10.3762/bjnano.8.16.
- [17] Chester, J.S., Chester, F.M., Kronenberg, A.K.. Fracture surface energy of the Punchbowl fault, San Andreas system. *Nature* 2005;437(7055):133–136. URL: <http://www.nature.com/articles/nature03942>. doi:doi:10.1038/nature03942.
- [15] Cocco, M., Bizzarri, A.. On the slip-weakening behavior of rate- and state dependent constitutive laws. *Geophys Res Lett* 2002;29(11):1516. URL: <http://doi.wiley.com/10.1029/2001GL013999>. doi:doi:10.1029/2001GL013999.
- [19] Das, S.. Dynamic fracture mechanics in the study of the earthquake rupturing process: theory and observation. *J Mech Phys Solids* 2003;51(11-12):1939–1955. URL: <https://linkinghub.elsevier.com/retrieve/pii/S0022509603001443>. doi:doi:10.1016/j.jmps.2003.09.025.
- [20] Dieterich, J.H.. Applications of rate-and state-dependent friction to models of fault slip and earthquake occurrence. *Treatise Geophys* 2007;4:107–129. doi:doi:10.1073/pnas.93.9.3787.
- [8] Freund, L.B.. *Dynamic Fracture Mechanics*. Cambridge: Cambridge university press, 1998.
- [22] Geubelle, P., Rice, J.R.. A spectral method for three-dimensional elastodynamic fracture problems. *J Mech Phys Solids* 1995;43(11):1791–1824. URL: <http://linkinghub.elsevier.com/retrieve/pii/002250969500043I>. doi:doi:10.1016/0022-5096(95)00043-I.
- [23] Irwin, G.R.. Analysis of stresses and strains near the end of a crack traversing a plate. *J Appl Mech* 1957;24:361–364.
- [24] Kammer, D.S., Radiguet, M., Ampuero, J.P., Molinari, J.F.. Linear Elastic Fracture Mechanics Predicts the Propagation Distance of Frictional Slip. *Tribol Lett* 2015;57(3):23. URL: <http://link.springer.com/10.1007/s11249-014-0451-8>. doi:doi:10.1007/s11249-014-0451-8. [arXiv:1408.4413](https://arxiv.org/abs/1408.4413).
- [25] Kanamori, H., Heaton, T.H.. Microscopic and macroscopic physics of earthquakes. In: *Geocomplexity Phys. Earthquakes*. American Geophysical Union (AGU); 2000. p. 147–163. URL: <http://www.agu.org/books/gm/v120/GM120p0147/GM120p0147.shtm1>. doi:doi:10.1029/GM120p0147.
- [26] Lu, X., Lapusta, N., Rosakis, A.J.. Pulse-like and crack-like dynamic shear ruptures on frictional interfaces: experimental evidence, numerical modeling, and implications. *Int J Fract* 2010;163(1-2):27–39. URL: <http://link.springer.com/10.1007/s10704-010-9479-4>. doi:doi:10.1007/s10704-010-9479-4.
- [27] Lu, X., Rosakis, A.J., Lapusta, N.. Rupture modes in laboratory earthquakes: Effect of fault prestress and nucleation conditions. *J Geophys Res Solid Earth* 2010;115(12):1–25. doi:doi:10.1029/2009JB006833.
- [28] Marone, C.. Laboratory-derived friction laws and their application to seismic faulting. *Annu Rev Earth Planet Sci* 1998;26(1):643–696. URL: <http://www.annualreviews.org/doi/abs/10.1146/annurev.earth.26.1.643>. doi:doi:10.1146/annurev.earth.26.1.643.
- [29] Marone, C.. The effect of loading rate on static friction and the rate of fault healing during the earthquake cycle. *Nature* 1998;391(6662):69–72. URL: <http://www.nature.com/nature/journal/v391/n6662/abs/391069a0.html>. doi:doi:10.1038/34157.
- [30] Morrissey, J.W., Geubelle, P.H.. A numerical scheme for mode III dynamic fracture problems. *Int J Numer Methods Eng* 1997;40(7):1181–1196. URL: [https://doi.org/10.1002/\(SICI\)1097-0207\(19970415\)40:7%3C1181::AID-NME108%3E3.0.CO;2-X](https://doi.org/10.1002/(SICI)1097-0207(19970415)40:7%3C1181::AID-NME108%3E3.0.CO;2-X). doi:doi:10.1002/(SICI)1097-0207(19970415)40:7;1181::AID-NME108;3.0.CO;2-X.
- [31] Nagata, K., Nakatani, M., Yoshida, S.. A revised rate- and state-dependent friction law obtained by constraining constitutive and evolution laws separately with laboratory data. *J Geophys Res Solid Earth* 2012;117(B2):B02314. URL: <http://doi.wiley.com/10.1029/2011JB008818>. doi:doi:10.1029/2011JB008818.
- [32] Nakatani, M.. Conceptual and physical clarification of rate and state friction: Frictional sliding as a thermally activated rheology. *J Geophys Res Solid Earth* 2001;106(B7):13347–13380. URL: <http://doi.wiley.com/10.1029/2000JB900453>. doi:doi:10.1029/2000JB900453.
- [33] Nielsen, S.B., Spagnuolo, E., Smith, S.A.F., Violay, M., Di Toro, G., Bistacchi, A.. Scaling in natural and laboratory earthquakes. *Geophys Res Lett* 2016;43(4):1504–1510. URL: <http://doi.wiley.com/10.1002/2015GL067490>. doi:doi:10.1002/2015GL067490.
- [34] Noda, H., Lapusta, N., Kanamori, H.. Comparison of average stress drop measures for ruptures with heterogeneous stress change and implications for earthquake physics. *Geophys J Int* 2013;193(3):1691–1712. URL: <http://gji.oxfordjournals.org/cgi/doi/10.1093/gji/ggt074>. doi:doi:10.1093/gji/ggt074.
- [35] Ohnaka, M.. *The physics of rock failure and earthquakes*. Cambridge University Press, 2013.
- [36] Rhee, S., Jacko, M., Tsang, P.. The role of friction film in friction, wear and noise of automotive brakes. *Wear* 1991;146(1):89–97. URL: <http://linkinghub.elsevier.com/retrieve/pii/004316489190226K>. doi:doi:10.1016/0043-1648(91)90226-K.
- [37] Rice, J.R.. Heating and weakening of faults during earthquake slip. *J Geophys Res Solid Earth* 2006;111(B5):B05311. URL: <http://doi.wiley.com/10.1029/2005JB004006>. doi:doi:10.1029/2005JB004006.
- [38] Rice, J.R., Ruina, A.L.. Stability of Steady Frictional Slipping. *J Appl Mech* 1983;50(2):343–349. URL: <http://appliedmechanics.asmedigitalcollection.asme.org/article.aspx?articleid=1406945>. doi:doi:10.1115/1.3167042.
- [17] Rubin, A.M., Ampuero, J.P.. Earthquake nucleation on (aging) rate and state faults. *J Geophys Res Solid Earth* 2005;110(B11):B11312. URL: <http://doi.wiley.com/10.1029/2005JB003686>. doi:doi:10.1029/2005JB003686.
- [40] Rubino, V., Rosakis, A.J., Lapusta, N.. Understanding dynamic friction through spontaneously evolving labo-

- ratory earthquakes. *Nat Commun* 2017;8(7260):15991. URL: <http://www.nature.com/doi/10.1038/ncomms15991>. doi:doi:10.1038/ncomms15991.
- [41] Scholz, C.H.. *The mechanics of earthquakes and faulting*. Cambridge university press, 2002.
- [42] Svetlizky, I., Bayart, E., Cohen, G., Fineberg, J.. Frictional Resistance within the Wake of Frictional Rupture Fronts. *Phys Rev Lett* 2017;118(23):234301. URL: <http://link.aps.org/doi/10.1103/PhysRevLett.118.234301>. doi:doi:10.1103/PhysRevLett.118.234301.
- [43] Svetlizky, I., Bayart, E., Fineberg, J.. Brittle Fracture Theory Describes the Onset of Frictional Motion. *Annu Rev Condens Matter Phys* 2019;10(1):031218–013327. URL: <https://www.annualreviews.org/doi/10.1146/annurev-conmatphys-031218-013327>. doi:doi:10.1146/annurev-conmatphys-031218-013327.
- [44] Svetlizky, I., Fineberg, J.. Classical shear cracks drive the onset of dry frictional motion. *Nature* 2014;509(7499):205–208. URL: <https://www.nature.com/articles/nature13202>. doi:doi:10.1038/nature13202.
- [45] Svetlizky, I., Pino Muñoz, D., Radiguet, M., Kammer, D.S., Molinari, J.F., Fineberg, J.. Properties of the shear stress peak radiated ahead of rapidly accelerating rupture fronts that mediate frictional slip. *Proc Natl Acad Sci* 2016;113(3):542–547. URL: <http://www.pnas.org/lookup/doi/10.1073/pnas.1517545113>. doi:doi:10.1073/pnas.1517545113.
- [46] Tinti, E., Spudich, P., Cocco, M.. Earthquake fracture energy inferred from kinematic rupture models on extended faults. *J Geophys Res* 2005;110(B12):B12303. URL: <http://doi.wiley.com/10.1029/2005JB003644>. doi:doi:10.1029/2005JB003644.
- [47] Viesca, R.C., Garagash, D.I.. Ubiquitous weakening of faults due to thermal pressurization. *Nat Geosci* 2015;8(11):875–879. URL: <https://www.nature.com/articles/ngeo2554>. doi:doi:10.1038/ngeo2554.

Supplemental Material for: “The emergence of crack-like behavior of frictional rupture: Edge singularity and energy balance”

The goal of this document is to provide additional technical details regarding the extraction of the near-edge singular fields (Fig. 3a in the manuscript) and the effective fracture energy G_c from the interfacial dynamics (Fig. 3b in the manuscript), both discussed in Sect. III of the manuscript. This is achieved in two steps; first, in Sect. S-1, some relevant concepts and methodology are being discussed and tested using a conventional cohesive zone model of ordinary fracture. Then, in Sect. S-2, these concepts and tools are generalized for frictional rupture along interfaces described by generic friction constitutive relations, and additional details about their application in Sect. III of the manuscript are briefly provided. The numerical tools and the generic interfacial constitutive relation (including the material parameters) are presented in [S1, S2].

S-1. EDGE SINGULARITY AND ENERGY BALANCE IN A CONVENTIONAL COHESIVE ZONE MODEL OF ORDINARY FRACTURE

Our goal here is to first develop the procedure for extracting the near-edge singular fields in a simpler case, where there is no residual stress (i.e. ordinary fracture), where the Linear Elastic Fracture Mechanics (LEFM) singularity is regularized on a small lengthscale (i.e. proper scale separation is realized) and the fracture energy G_c is prescribed. This is achieved by the well-known framework of cohesive zone crack models, attributed to Dugdale [S3] and Barenblatt [S4], which became very popular in the numerical modeling of dynamic fracture (see, for example, [S5, S6]). Within this framework, we employ a linear slip-weakening cohesive law in which the strength of the interface τ^{str} linearly reduces to zero over a characteristic slip displacement δ_c

$$\tau^{\text{str}}(x, t) = \tau_c \{1 - \delta(x, t)/\delta_c\}, \quad (\text{S1})$$

where τ_c is the failure strength (determining the rupture peak stress), $\delta(x, t)$ is the slip displacement, and $\{\xi\} = \xi$ if $\xi > 0$ and 0 otherwise (ξ is a dummy variable used to define the function $\{\cdot\}$ in Eq. (S1)). The linear slip-weakening law of Eq. (S1) corresponds to a prescribed value of the fracture energy

$$G_c = \int_0^{\delta_c} \tau d\delta = \frac{1}{2} \tau_c \delta_c. \quad (\text{S2})$$

The spectral boundary integral method under mode-III symmetry (where the basic object is the out-of-plane displacement field at the interface, $u_z(x, y = 0, t)$, see manuscript and references therein for details) can be coupled to Eq. (S1) (i.e. the latter replaces the friction law used in the manuscript) to generate propagating rupture fronts. In this context, rupture is nucleated at

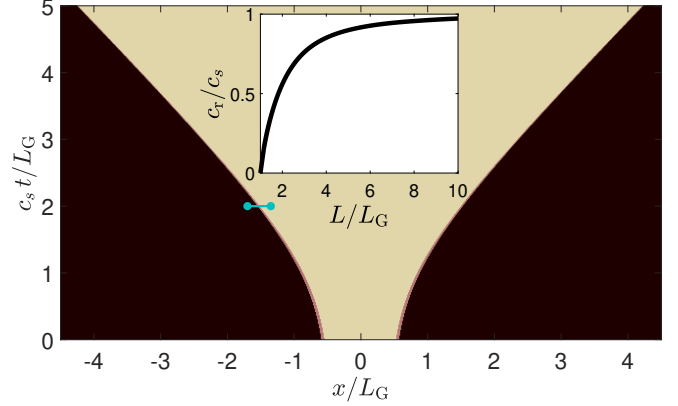


FIG. S1. Space-time diagram of the dynamic mode-III rupture event described in the text. The yellow region corresponds to the broken interface left behind the propagating rupture edges, the narrow red region corresponds to the cohesive zone and the black region corresponds to the intact interface. The blue line marks the instant at which the snapshots of the stress and slip velocity fields in Fig. S2a are taken. (inset) The time evolution of the rupture speed c_r as function of its size L .

the center of an interface at rest under a uniform shear stress τ_d , where $0 < \tau_d < \tau_c$, by progressively increasing an originally infinitesimal seed crack toward a critical size $L = L_G$. The latter, known as the *Griffith critical length* [S7, S8], is given by (see also Eq. (6) in the manuscript)

$$L_G = \frac{4\mu G_c}{\pi \tau_d^2}, \quad (\text{S3})$$

for mode-III cracks. In Fig. S1, we present the resulting dynamics that feature a crack that progressively accelerates toward c_s , the maximal admissible rupture speed for mode-III symmetry.

The instantaneous rate of dissipated energy associated with the propagation of one rupture edge (recall that there are two of these) can be obtained as [S6]

$$\dot{E}_{\text{diss}}(t) = \int_0^{\frac{1}{2}W} \tau(x, t) v(x, t) dx, \quad (\text{S4})$$

where W is the system size. The integral attains a finite contribution only inside the well-defined cohesive zone near the propagating rupture edge, where both $\tau(x, t)$ and $v(x, t)$ are non-zero. The cohesive zone (also termed *fracture process zone* in ordinary fracture), which corresponds to the region where the stress $\tau(x, t)$ drops from the peak stress (failure strength) τ_c to 0, is marked by the red-shaded region in Fig. S2a. A snapshot of the stress $\tau(x, t)$ and slip velocity $v(x, t)$ distributions near the propagating rupture edge are also presented in

Fig. S2a (and see also Fig. S1). The fracture energy, defined in Eq. (S2), is the energy dissipated per unit crack extension dL

$$G_c(t) = \frac{d}{dL} E_{\text{diss}}(t) = \frac{dE_{\text{diss}}}{dt} \bigg/ \frac{dL}{dt} = \frac{\dot{E}_{\text{diss}}(t)}{c_r(t)}, \quad (\text{S5})$$

which is constant for the slip-weakening model used here (see Fig. S2b).

Standard fracture theory predicts that close to the propagating rupture edges, we have the famous square root singular fields [S8]

$$\tau(r=x_r-x, \theta=0, c_r) - \tau_{\text{res}} \simeq \frac{K_{\text{III}}}{\sqrt{2\pi(x_r-x)}} \quad (\text{S6})$$

and

$$\frac{\mu \alpha_s(c_r)}{2c_r} v(r=x-x_r, \theta=\pi, c_r) \simeq \frac{K_{\text{III}}}{\sqrt{2\pi(x-x_r)}}, \quad (\text{S7})$$

where (r, θ) is a polar coordinate system moving with the rupture edge, $\alpha_s(c_r) = \sqrt{1 - c_r^2/c_s^2}$, x_r is the effective edge location and K_{III} is the mode-III stress intensity factor. We subtracted the residual stress τ_{res} from the frictional stress field such that the shifted stress field vanishes behind the rupture edge and normalized the slip velocity field such that the left-hand-sides of both Eqs. (S6)-(S7) attain comparable values; note that for the slip-weakening model used here we have $\tau_{\text{res}} = 0$, and it makes no difference, but in general one may have $\tau_{\text{res}} > 0$ (also in the framework of slip-weakening models), see Sect. S-2. In addition, we used $v = 2\dot{u}_z$ since v is the slip velocity, not the particle (mass) velocity \dot{u}_z . Finally, as is evident from the right-hand-sides of both Eqs. (S6)-(S7), the normalized slip velocity v and frictional stress τ fields are symmetric functions relative to x_r (i.e. it is the very same function of $|x - x_r|$), though the spatial ranges in which the singular form is valid differ for the two fields. This issue will be discussed below, where we explain how the two free parameters in Eqs. (S6)-(S7) — x_r and K_{III} — are determined. We stress that the proper normalization and shift used in Eqs. (S6)-(S7) allow us to consider the stress and slip velocity fields on equal footing.

The square root singularity is associated with a finite energy flux into the edge region, the so-called energy release rate G , which for mode-III symmetry takes the form [S8]

$$G(t) = \frac{1}{\alpha_s} \frac{K_{\text{III}}^2}{2\mu}. \quad (\text{S8})$$

Our goal now is to extract the stress intensity factor from the singular fields of Eqs. (S6)-(S7), to use Eq. (S8) to calculate G and to check whether the near-edge energy balance $G = G_c$ is satisfied. As all of the assumptions of conventional fracture theory are satisfied by the model, the energy balance equation should be satisfied.

We start by estimating the stress intensity factor from the near-edge stress and slip velocity distributions shown

in Fig. S2a. That is, we fit the normalized and shifted near-edge stress and slip velocity fields to the singular form in Eqs. (S6)-(S7), with x_r and K_{III} as the two free parameters. To make the procedure well defined, we also need to specify the spatial range over which the fits are performed. In determining the spatial range of the fit of the two fields, several physical considerations are invoked; first, it is clear that the fits cannot include the regions where the fields (cf. the examples in Fig. S2a) attain their peak values as these are associated with the regularization of the singular behavior (the cohesive zone). Second, the fitting ranges cannot extend too far away from the edge region as the fields there include also non-singular contributions. Finally, as the overall variability of the stress field is smaller compared to that of the slip velocity field, we expect the singular region to be narrower for the former. We employ a nonlinear least-squares regression fitting procedure [S9] to determine the best estimates for x_r and K_{III} , and selected the fitting ranges to be as large as possible within the constraints imposed by the physical considerations just stated.

The resulting fits, i.e. the right-hand-sides of Eqs. (S6)-(S7), are superimposed on the normalized slip velocity v and frictional stress τ fields in Fig. S2a (dashed lines). To highlight the spatial fitting ranges used, we replot the results in Fig. S2a on a double logarithmic scale against $|x - x_r|/W$ in the inset (note that due to the symmetry of the singular form on the right-hand-sides of Eqs. (S6)-(S7), we have now a single fit that describes the two fields over different spatial ranges). The inset shows that the spatial fitting ranges for the two fields are different, that the range for the slip velocity field is wider than the one for the frictional stress field and that the peak regions are properly excluded. Finally, we verified that the values of x_r and K_{III} are robust against changes in the spatial fitting ranges *within* the stated constraints.

The extracted value of K_{III} has been used to calculate the energy release rate G according to Eq. (S8). Then we applied the fitting procedure to the whole rupture propagation history and the a priori known value of G_c in Eq. (S2) has been used to plot in Fig. S2b G/G_c as a function of L/L_G , where L is the rupture length. The results strongly support the expected relation $G/G_c = 1$ and hence also validate our fitting procedure. Note that some deviation from $G/G_c = 1$ is observed, reflecting some uncertainty in the singular behavior, even in simple slip-weakening models. Finally, for completeness, we also plot in Fig. S2b $\dot{E}_{\text{diss}}(t)/c_r(t)$ of Eq. (S5), normalized by G_c , which indeed equals unity throughout the rupture propagation process, as expected. The same fitting procedure is applied in the manuscript to the frictional rupture dynamics of interfaces described by rate-and-state friction, as discussed next.

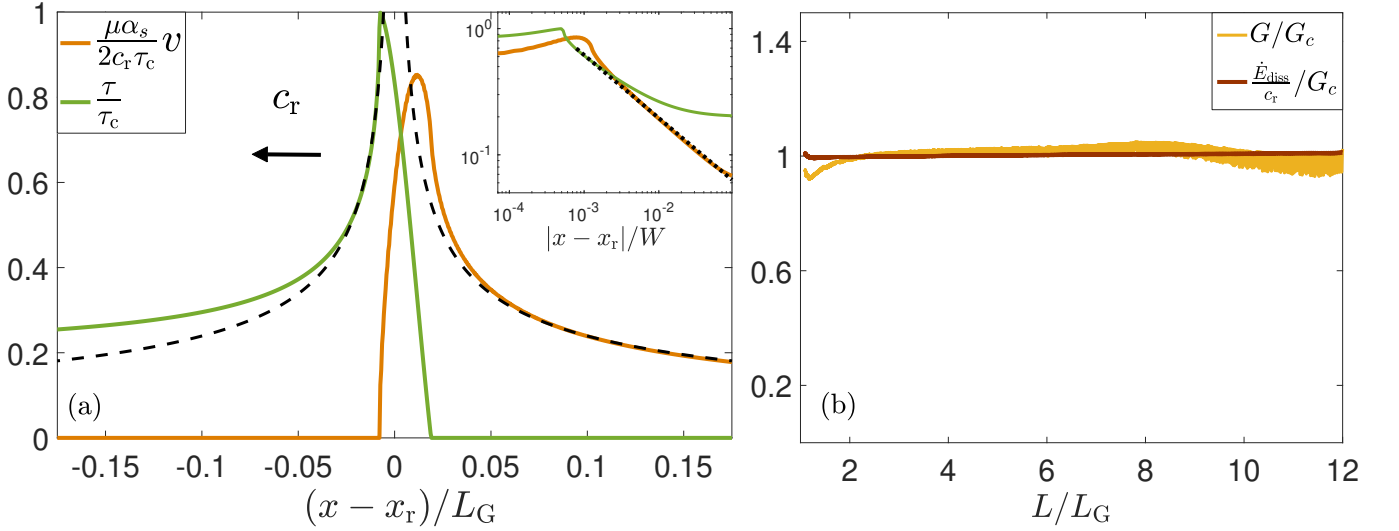


FIG. S2. (a) A snapshot of the normalized stress and slip velocity fields (see legend and the left-hand-sides of Eqs. (S6)-(S7)) near the edge of a rupture propagating at a speed c_r to the left (the snapshot corresponds to the blue horizontal line in Fig. S1, where rupture propagation in the simple slip-weakening cohesive zone model is presented). Note that τ_c is used to nondimensionalize the fields and that $\tau_{res}=0$ in this case. The black dashed lines correspond to fits to Eqs. (S6)-(S7), see text for additional details. (inset) The same as the main panel, but on a double logarithmic scale and the x -axis is $|x - x_r|/W$, see text for additional details. (b) G and \dot{E}_{diss}/c_r , both normalized by G_c , are plotted as a function of the normalized rupture size L/L_G (see legend in order to distinguish the different curves). These quantities are discussed in detail in the text.

S-2. APPLICATION TO THE FRICTIONAL RUPTURE DYNAMICS OF INTERFACES DESCRIBED BY RATE-AND-STATE FRICTION

A procedure similar to the one described in the previous section is applied in the manuscript to the frictional rupture dynamics of interfaces described by rate-and-state friction. However, the differences between the simple slip-weakening cohesive zone model discussed in the previous section and the more realistic rate-and-state friction models discussed in the manuscript, which are intimately related to the central question addressed in the manuscript, call for some modifications that will be discussed here. First, frictional rupture features a finite residual stress $\tau_{res} > 0$ under some conditions (extensively discussed in [S1]). That is, the strength of the interface does not drop to zero behind the rupture front as in the simple slip-weakening cohesive zone model (note that in general slip-weakening cohesive zone models can definitely feature a constant residual stress τ_{res}), but rather attains a finite value (on what lengthscale this value is attained is yet another central question addressed in the manuscript). The linearity of the elastodynamic field equations [S10] implies that the driving stress τ_d in the ordinary fracture case should be simply replaced by the stress drop $\Delta\tau = \tau_d - \tau_{res} > 0$ in the frictional case. This implies that τ_{res} should be subtracted from the stress field $\tau(x, t)$ before fitting it to the square root singular contribution in Eq. (S6) (cf. Fig. 3a in the manuscript). Moreover, this implies that a generalization of the Grif-

fith length of Eq. (S3) takes the form

$$L_G = \frac{4\mu G_c}{\pi(\Delta\tau)^2}, \quad (\text{S9})$$

which is identical to the corresponding expression in Eq. (6) in the manuscript, up to the dimensionless and order unity pre-factor $4/\pi$.

As discussed in the manuscript, the generalized Griffith-like length in Eq. (S9) and in Eq. (6) in the manuscript highlights another difference between simple slip-weakening cohesive zone models and rate-and-state friction models related to G_c . While in slip-weakening cohesive zone models G_c is an a priori prescribed quantity, in rate-and-state friction models the existence and identification of a well-defined G_c from the interfacial dynamics is not obvious. That is, one should understand whether and how an effective fracture energy G_c can be properly defined, and what the associated lengthscale is. A procedure to define and extract G_c is discussed and employed in the manuscript. Here we supplement it with additional rationalization and details.

The basic idea is related to the observation that the frictional stress $\tau(x, t)$ follows two distinct relaxation regimes in the wake of rupture fronts, as demonstrated in Fig. 3a in the manuscript. It first undergoes a rather strong initial drop that is followed by a slow decay towards τ_{res} . Such behavior is inherent to the rate-and-state dependence of the frictional strength [S11]. The initial strong drop is associated with a rather localized region near the rupture edge (see arrow in Fig. 3a in the manuscript) and the slow decay towards τ_{res} is charac-

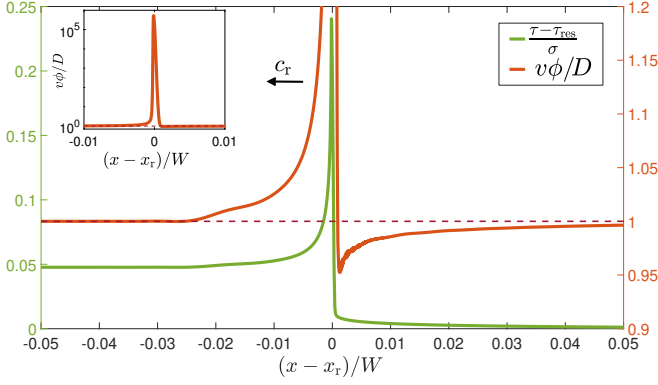


FIG. S3. A snapshot of the properly normalized (see legend) stress field $\tau(x, t)$ (left y -axis) and $v(x, t)\phi(x, t)/D$ (right y -axis) corresponding to the solution presented in Fig. 3a in the manuscript, where the y -axis is truncated to allow the properties of the fields near the rupture edge to be visible. (inset) $v(x, t)\phi(x, t)/D$ near the rupture edge without truncating the y -axis.

terized by a much larger lengthscale. We consequently proposed that the former should be associated with the effective fracture energy G_c .

In order to formalize this idea and to make the extraction of G_c quantitative, we focus on the dimensionless combination $v(x, t)\phi(x, t)/D$, which is shown in Fig. S3 and which according to Eq. (8) in the manuscript controls the evolution of the structural state of the interface $\phi(x, t)$. The latter is known to determine the real contact area $A_r(x, t) \sim 1 + b \log[1 + \phi(x, t)/\phi^*]$ of the interface [S12] (for the definition of the parameters b and ϕ^* , and their values used here, see [S1, S2]). Hence, it is directly related to the rupture process, involving a transition from an initial value of A_r ahead of the rupture front to a significantly lower value behind it (see the inset of Fig. S4). This transition corresponds to a transition between $v\phi/D = 1$ ahead of the rupture front, with a very small v and hence a large ϕ , and $v\phi/D = 1$ behind it, with a large v and hence a much smaller ϕ . In between, $v\phi/D$ is expected to attain significantly larger values. This physical picture is demonstrated in the inset of Fig. S3, which corresponds to the rupture front shown in Fig. 3a in the manuscript.

The two-step nature of the approach of $v\phi/D$ to its steady-state is revealed in the main panel of Fig. S3, which presents a zoomed in version of the inset. The figure reveals that after the huge peak in $v\phi/D$, which occurs on a small lengthscale near the rupture edge, $v\phi/D$ undershoots unity and then approaches unity slowly from below, on a significantly larger lengthscale. We consequently attribute the small lengthscale weakening process to the near-edge dissipation G_c , i.e. to the effective fracture energy, where the additional dissipation associated with the larger lengthscale is discussed in the manuscript. In quantitative terms, this picture implies that G_c is estimated through the dissipation correspond-

ing to $v(x, t)\phi(x, t)/D > 1$, as formulated in Eq. (10) in the manuscript.

The latter criterion is demonstrated in Fig. S3, where the frictional stress $\tau(x, t)$ of Fig. 3a in the manuscript is superimposed on $v(x, t)\phi(x, t)/D$, to exactly correspond to the change in the relaxation behavior of $\tau(x, t)$ towards τ_{res} that was discussed above. This criterion is also in line with recent physics-based interpretations of rate-and-state friction formulations [S12–S14]. Finally, for completeness, we present in Fig. S4 a snapshot of the spatial distribution of the real contact area $A_r(x, t) \sim 1 + b \log[1 + \phi(x, t)/\phi^*]$ [S11].

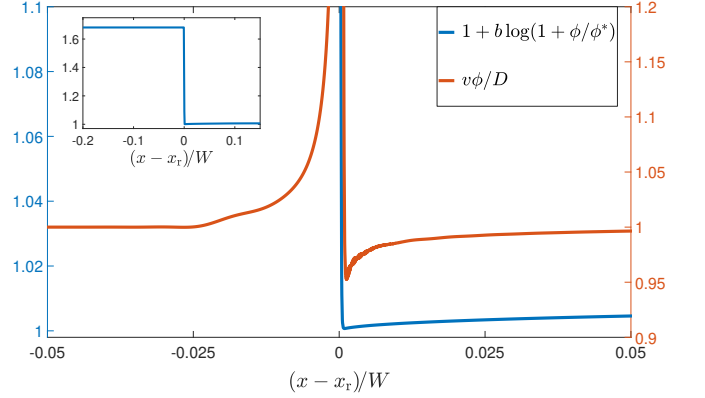


FIG. S4. A snapshot of the real contact area $A_r(x, t) \sim 1 + b \log[1 + \phi(x, t)/\phi^*]$ (blue line, left y -axis) corresponding to $v(x, t)\phi(x, t)/D$ of Fig. S3, which is reproduced here (orange line, right y -axis). The real contact area also exhibits slow relaxation to its asymptotic value behind the rupture edge. (inset) A full scale plot of $A_r(x, t) \sim 1 + b \log[1 + \phi(x, t)/\phi^*]$ near the rupture edge, directly demonstrating that the latter is associated with a reduction of the real contact area.

We note that the estimation of G_c through the dissipation corresponding to the criterion $v(x, t)\phi(x, t)/D > 1$ appears to be consistent with available analytic approximations for the effective fracture energy [S15–S17]. In particular, the expression

$$G_c = \frac{D\sigma}{2} \frac{\partial f(|v|, \phi)}{\partial \log(\phi)} [\log(v_c/v_{bg})]^2 \quad (\text{S10})$$

has been proposed in [S17]. Here $\partial f(|v|, \phi)/\partial \log(\phi)$ is the aging coefficient ($f(|v|, \phi)$ is the friction law introduced in Eq. (7) in the manuscript), v_{bg} corresponds to the steady-state velocity in the stick state (prior to the arrival of the rupture front) and v_c is the slip velocity far behind the rupture front. We estimate v_{bg} as the leftmost intersection point in Fig. 1b in the manuscript, i.e. $v_{bg} \approx 10^{-7}$ m/s, and v_c as the rightmost intersection point with the effective steady-state friction curve, i.e. $v_c \approx 10^{-2}$ m/s. Using the parameters used in this work (see [S2]), i.e. $D = 0.5 \times 10^{-6}$ m, $\sigma = 10^6$ Pa and $\partial f(|v|, \phi)/\partial \log(\phi) = 0.021$ (the latter equals bf_0 in the notation of [S2]), and plugging everything in Eq. (S10), we obtain $G_c \approx 0.7$ J/m². The latter is in reasonably good

agreement with G_c of Fig. 3b in the manuscript. In order to further substantiate this agreement, future work should extend the comparison by systematically varying the parameters involved.

To conclude, the procedure to extract the singular con-

tribution of near-edge fields and to test the energy balance relation $G = G_c$ presented in Sect. S-1 is applied in the manuscript to rate-and-state frictional interfaces. In this case, τ_d is replaced by the stress drop $\Delta\tau$ and G_c is estimated from the interfacial dynamics according to Eq. (10) in the manuscript, as explained in detail here.

-
- [S1] F. Barras, M. Aldam, T. Roch, E. A. Brener, E. Bouchbinder, and J.-F. Molinari, The emergence of crack-like behavior of frictional rupture: The origin of stress drops, To appear in *Physical Review X* (2019).
- [S2] E. A. Brener, M. Aldam, F. Barras, J.-F. Molinari, and E. Bouchbinder, Unstable Slip Pulses and Earthquake Nucleation as a Nonequilibrium First-Order Phase Transition, *Phys. Rev. Lett.* **121**, 234302 (2018).
- [S3] D. Dugdale, Yielding of steel sheets containing slits, *J. Mech. Phys. Solids* **8**, 100 (1960).
- [S4] G. Barenblatt, The Mathematical Theory of Equilibrium Cracks in Brittle Fracture, *Adv. Appl. Mech.* **7**, 55 (1962).
- [S5] M. S. Breitenfeld and P. H. Geubelle, Numerical analysis of dynamic debonding under 2D in-plane and 3D loading, *Int. J. Fract.* **93**, 13 (1998).
- [S6] F. Barras, D. S. Kammer, P. H. Geubelle, and J.-F. Molinari, A study of frictional contact in dynamic fracture along bimaterial interfaces, *Int. J. Fract.* **189**, 149 (2014).
- [S7] D. J. Andrews, Rupture propagation with finite stress in antiplane strain, *J. Geophys. Res.* **81**, 3575 (1976).
- [S8] L. B. Freund, *Dynamic Fracture Mechanics* (Cambridge university press, Cambridge, 1998).
- [S9] E. Jones, T. Oliphant, and P. Peterson, SciPy: Open source scientific tools for Python (2001).
- [S10] A. C. Palmer and J. R. Rice, The Growth of Slip Surfaces in the Progressive Failure of Over-Consolidated Clay, *Proc. R. Soc. A Math. Phys. Eng. Sci.* **332**, 527 (1973).
- [S11] T. Baumberger and C. Caroli, Solid friction from stick-slip down to pinning and aging, *Adv. Phys.* **55**, 279 (2006).
- [S12] T. Baumberger and P. Berthoud, Physical analysis of the state- and rate-dependent friction law. II. Dynamic friction, *Phys. Rev. B* **60**, 3928 (1999).
- [S13] Y. Bar-Sinai, R. Spatschek, E. A. Brener, and E. Bouchbinder, On the velocity-strengthening behavior of dry friction, *J. Geophys. Res. Solid Earth* **119**, 1738 (2014).
- [S14] A. Molinari and H. Perfettini, Fundamental aspects of a new micromechanical model of rate and state friction, *J. Mech. Phys. Solids* **124**, 63 (2019).
- [S15] M. Cocco and A. Bizzarri, On the slip-weakening behavior of rate- and state dependent constitutive laws, *Geophys. Res. Lett.* **29**, 1516 (2002).
- [S16] A. Bizzarri and M. Cocco, Slip-weakening behavior during the propagation of dynamic ruptures obeying rate- and state-dependent friction laws, *J. Geophys. Res.* **108**, 2373 (2003).
- [S17] A. M. Rubin and J.-P. Ampuero, Earthquake nucleation on (aging) rate and state faults, *J. Geophys. Res. Solid Earth* **110**, B11312 (2005).