

Magnetic Field Effect on s -wave Superconductor $\text{LaRu}_4\text{P}_{12}$ Studied by ^{31}P -NMR

Katsuki Kinjo^{1*}, Shunsaku Kitagawa¹, Yusuke Nakai^{1†}, Kenji Ishida¹, Hitoshi Sugawara^{2‡},
Hideyuki Sato²

¹ *Department of Physics, Kyoto University, Kyoto 606-8502, Japan*

² *Department of Physics, Tokyo Metropolitan University, Tokyo 192-0397, Japan*

We have performed ^{31}P -NMR measurements on the s -wave superconductor $\text{LaRu}_4\text{P}_{12}$ to investigate the magnetic field effect of the nuclear spin-lattice relaxation rate $1/T_1$ on a conventional full-gap superconductor. With increasing magnetic field, the Hebel-Slichter peak immediately below T_c in $1/T_1$ was suppressed, and the magnetic field dependence of $1/T_1$ at 0.8 K, well below T_c , was proportional to H^2 . These behaviors can be fully understood by the orbital pair-breaking effect in a single-band s -wave superconductor.

Superconducting (SC) states near an upper critical field H_{c2} have attracted much attention because an exotic SC state, such as the Fulde-Ferrell Larkin-Ovchinnikov (FFLO) state,^{1,2)} is expected when the Pauli pair-breaking effect predominates over the orbital pair-breaking effect. In fact, there are some reports that the FFLO phase or Q phase (the coexistence phase of the FFLO state and spin density wave state) seems to be realized near H_{c2} in heavy fermion superconductors and organic superconductors.³⁻⁶⁾ Recently, it has been recognized that $1/T_1$ measurement around H_{c2} is a valuable method for studying the FFLO state because the enhancement of $1/T_1$ has been observed in κ -(BEDT-TTF)₂Cu(NCS)₂ and CeCu_2Si_2 , and the enhancement of $1/T_1$ suggests the formation of the FFLO state. In contrast to extensive NMR studies of unconventional superconductors, there are few NMR measurements near H_{c2} on conventional s -wave superconductors, and thus a detailed NMR study near H_{c2} for conventional superconductors is important to understand the magnetic field effect on superconductivity.

In the case of a conventional superconductor, we adopted filled skutterudite $\text{LaRu}_4\text{P}_{12}$ with a moderate T_c and H_{c2} . $\text{LaRu}_4\text{P}_{12}$ has a cubic symmetry $Im\bar{3}$ space group. The SC transition temperature T_c of $\text{LaRu}_4\text{P}_{12}$ is 7.2 K, and the upper critical field H_{c2} is 3.4 T.

*kinjo.katsuki.63v@st.kyoto-u.ac.jp

†Present Address: Department of Physics, Hyogo University, Hyogo 678-1297, Japan

‡Present Address: Department of Physics, Kobe University, Hyogo 657-8501, Japan

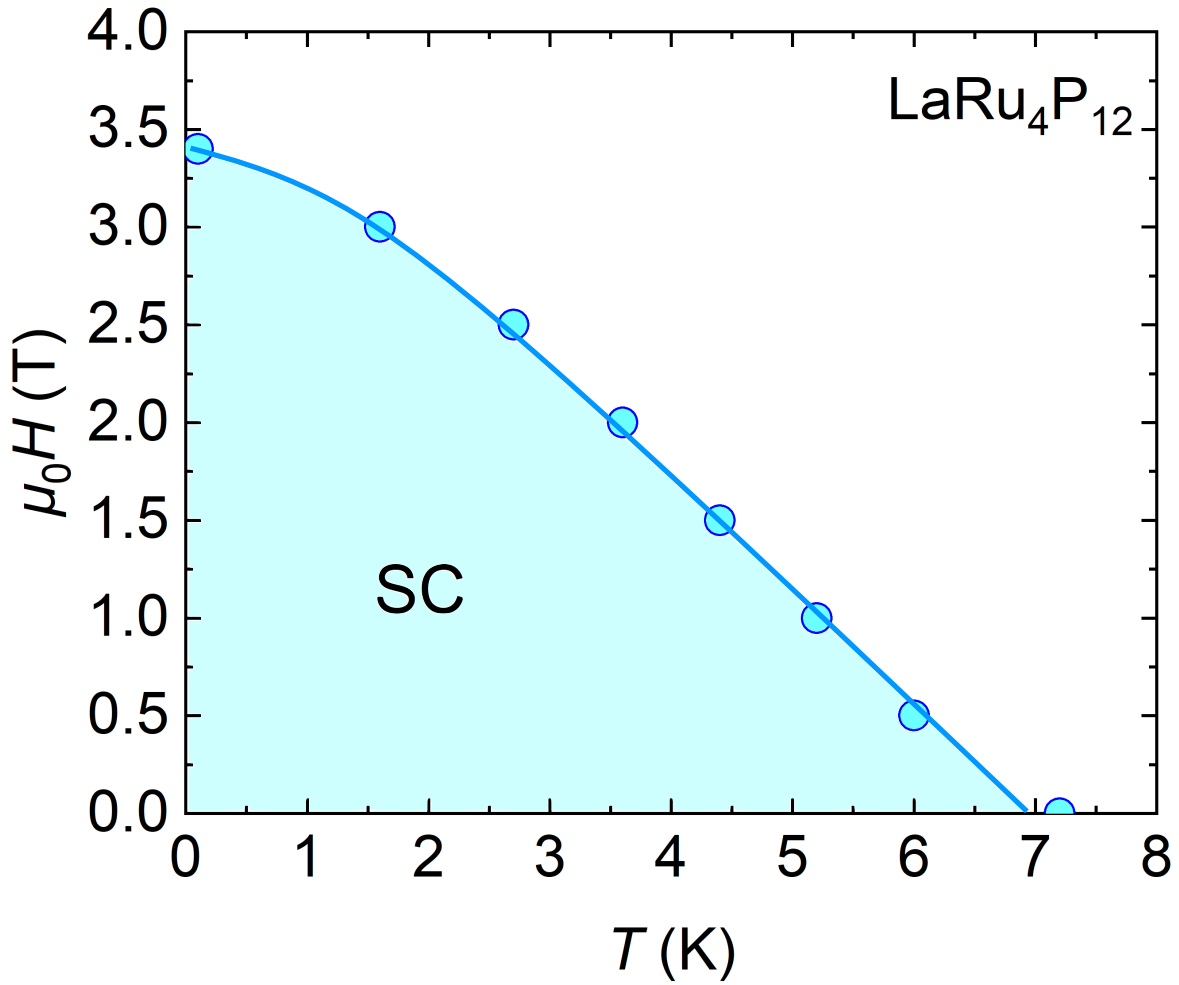


Fig. 1. (Color online) H - T phase diagram of LaRu₄P₁₂. T_c s are determined by χ_{AC} measurements with in-situ NMR coils.

From various measurements,^{7,8)} LaRu₄P₁₂ is considered to have an s -wave SC symmetry. In addition, the temperature dependence of H_{c2} is consistent with the Werthamer-Helfand-Hohenberg theory,⁹⁾ indicating that the orbital pair-breaking effect is dominant. Therefore, LaRu₄P₁₂ is a good candidate for investigating the magnetic field effect on a conventional superconductor with orbital pair-breaking.

In this short note, we perform ³¹P-NMR measurements on LaRu₄P₁₂. The Hebel-Slichter (HS) peak in the nuclear spin-lattice relaxation rate $1/T_1$, which was observed at 1 T, was suppressed with increasing magnetic field. This suppression originates from the Volovik effect for conventional s -wave superconductors. In addition, the magnetic field dependence of $1/T_1$ at 0.8 K was proportional to H^2 , which is quite consistent with the expected behavior in superconductors in which the single-band orbital pair-breaking effect is dominant.

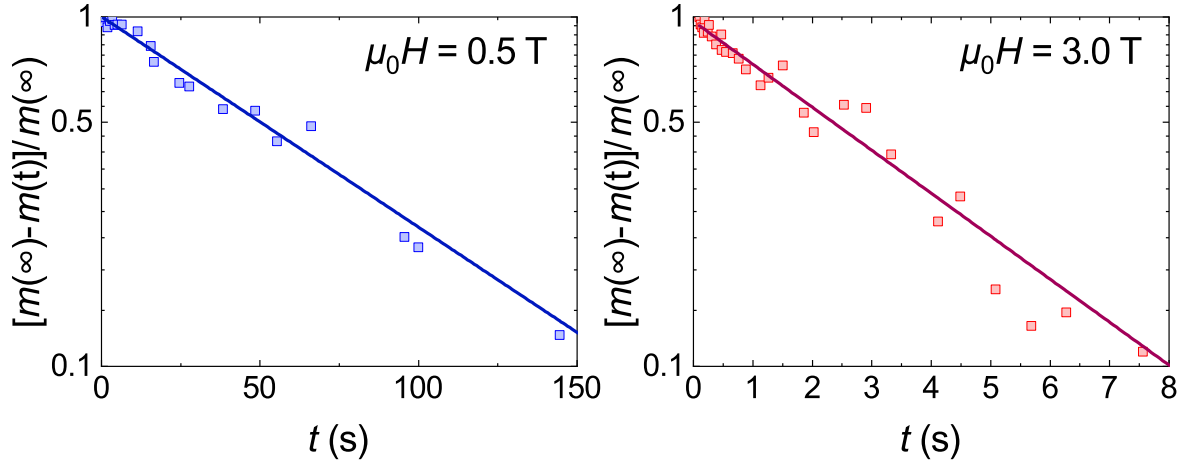


Fig. 2. (Color online) Relaxation of the magnetization of ^{31}P nuclei (left) at 0.8 K and 0.5 T and (right) at 0.8 K and 3 T. Solid lines are the following equation: $[m(\infty) - m(t)]/m(\infty) = A \exp(-t/T_1)$.

A single crystal of $\text{LaRu}_4\text{P}_{12}$ was synthesized by the Sn-flux method⁷⁾ and was powdered for NMR measurements to obtain a large surface area. The field dependence of $T_c(H)$ [$\mu_0 H_{c2}(T)$] was obtained by AC-susceptibility measurements using NMR coils. As shown in Fig. 1, the observed $T_c(0)$ ($= 7.2$ K) and $\mu_0 H_{c2}(0)$ ($= 3.4$ T) are consistent with a previous report.⁷⁾ A conventional spin-echo technique was used for NMR measurements in a temperature range from 0.2 to 10 K and magnetic field range from 0.5 to 4.0 T. Low-temperature measurements below 1.5 K were carried out with a ^3He - ^4He dilution refrigerator, in which the sample was immersed into the ^3He - ^4He mixture to prevent radio-frequency heating during measurements. $1/T_1$ of ^{31}P nuclei (nuclear spin $I = 1/2$ and nuclear gyromagnetic ratio $^{31}\gamma/2\pi = 17.235$ MHz/T) was measured using the saturation recovery method and was uniquely determined with a single component in the entire measurement region, even near H_{c2} as shown in Fig. 2.

Figure 3 shows the temperature dependence of $1/T_1 T$ at 1, 2.5, 3, and 4 T. In the normal state, $1/T_1$ is proportional to temperature, which is well known as the Korringa behavior ($T_1 T = \text{const.}$). This indicates that $\text{LaRu}_4\text{P}_{12}$ is a normal metal without strong magnetic fluctuations below 10 K. Below T_c , $1/T_1$ deviates from the Korringa behavior. At 1 T, $1/T_1 T$ shows a clear peak, the so-called HS peak,¹⁰⁾ immediately below $T_c(H)$, and decreases exponentially at low temperatures, which is quite consistent with the expected behavior in full-gap s -wave superconductors. Note that the temperature dependence of $1/T_1$ deviates from the exponential curve below 3 K. The detailed NMR study at low magnetic fields has been reported in Ref. [11]. With increasing magnetic field, the HS peak was suppressed and there was no clear

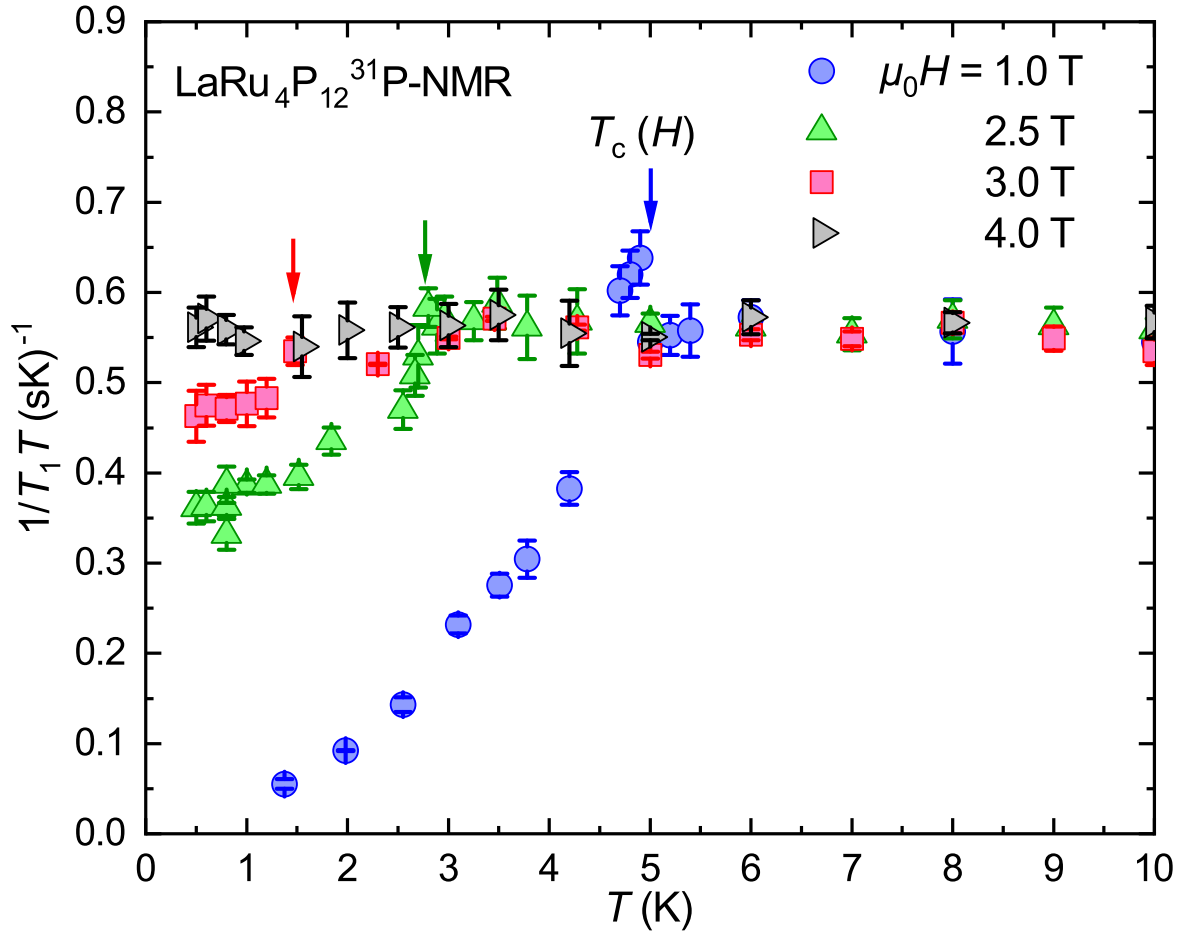


Fig. 3. (Color online) Temperature dependence of $1/T_1T$ at several magnetic fields. The arrows indicate $T_c(H)$.

peak at 2.5 and 3 T. In addition, at 3 T, the decrease in $1/T_1$ below T_c was suppressed and a tiny deviation from the Korringa behavior was observed. The suppressions of the HS peak originate from the Doppler shift effect of the quasiparticle excitation, known as the Volovik effect in s -wave superconductors;¹²⁾ this effect was first pointed out in CaPd_2As_2 .¹³⁾ In contrast to superconductors which are expected to have an FFLO phase near H_{c2} , there was no enhancement of $1/T_1$ near $H_{c2}(0)$.

We investigated how $1/T_1T$ changes with respect to the magnetic field at low temperatures. Figure 4 shows the magnetic field dependence of $1/T_1T$ at 0.8 K, where $1/T_1T$ is determined with the vortex state. $1/T_1T$ increases with increasing magnetic field and smoothly connects with the normal-state value. Again, there was no enhancement of $1/T_1T$ below H_{c2} , which is different from FFLO superconductors. Above H_{c2} , $1/T_1T$ remains constant with the magnetic field. As shown in the inset of Fig. 4, $1/T_1T$ in the SC state was proportional to H^2 . This is in contrast to a line-node superconductor, in which quasiparticles are induced

at nodes and the density of states (DOS) is proportional to $\sqrt{H/H_{c2}}$, resulting in a H linear dependence of $1/T_1T$.¹⁴⁾ The experimental results can be fitted with $a + bH^2$. Here, a is the value of $1/T_1$ at 0 T, and b is the coefficient. As shown in the inset of Fig. 4, $1/T_1T$ below 1 T did not follow H^2 behavior, most likely because of some impurities in the sample. In Type II superconductors, the quasiparticle DOS in a magnetic field is proportional to the number of vortex cores and $1/T_1T$ is proportional to the square of the DOS. In full-gap superconductors, the induced quasiparticle DOS is proportional to H ; thus, $1/T_1T$ is proportional to H^2 . All experimental results are consistent with a full-gap s -wave superconductor with orbital pair-breaking effect. However, theoretical calculation suggests that the quasiparticle DOS of s -wave full-gap superconductors under a low field is expressed by the following equation: $N_{\text{loc}}(H, E = 0)/N_0 \sim H/0.8H_{c2}$,¹⁵⁾ where N_{loc} and N_0 are localized quasiparticle DOS and DOS in the normal state, respectively, and the coefficient of $(H/H_{c2})^2$ is smaller than 1 near H_{c2} . In the present study, $N_{\text{loc}}/N_0 \sim H/H_{c2}$ in the field region of $H/H_{c2} > 0.4$, and the H dependence suggested theoretically was not observed.

In conclusion, we performed ^{31}P -NMR measurements over a wide magnetic field range on the conventional s -wave superconductor $\text{LaRu}_4\text{P}_{12}$. The suppression of the HS peak under a magnetic field and H^2 dependence of $1/T_1$ are consistent with a full-gap s -wave superconductor with orbital pair-breaking effect. In addition, $1/T_1$ does not show any enhancement below T_c near $H_{c2}(0)$. This behavior is in contrast with that of FFLO superconductors. This detailed NMR study of a conventional superconductor is useful for understanding the effect of a magnetic field on superconductivity.

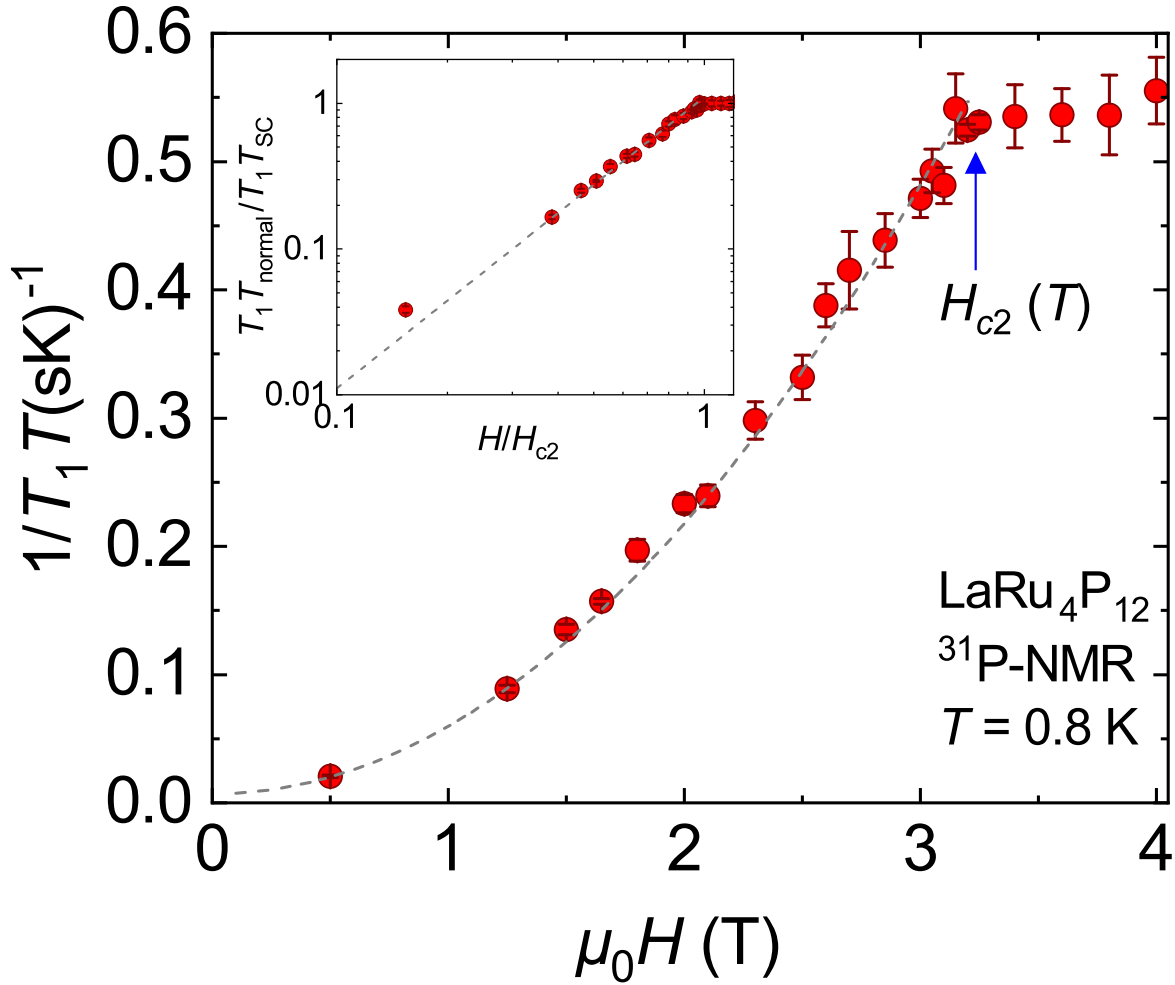


Fig. 4. (Color online) The H -dependence of $1/T_1T$ at the P site at 0.8 K. The break line is $a + bH^2$. (inset) The double-logarithmic chart of normalized H -dependence of $1/T_1T$. The break line is $(H/H_{c2})^2$.

Acknowledgment

This work was partially supported by the Kyoto Univ. LTM Center and Grant-in-Aids for Scientific Research (KAKENHI) (Grant Numbers JP15H05882, JP15H05884, JP15K21732, JP15H05745, JP17K14339, and JP19K14657). The authors would like to thank T. Okuno, G. Nakamine, M. Manago, R. Kotai, A. Ikeda, Y. Maeno, and S. Yonezawa for valuable discussions. We would like to thank Editage (www.editage.jp) for English language editing.

References

- 1) P. Fulde and R. A. Ferrell, Phys. Rev. **135**, A550 (1964).
- 2) A. I. Larkin and Y. N. Ovchinnikov, Zh. Eksp. Teor. Fiz. **47**, 1136 (1964).
- 3) K. Kumagai, M. Saitoh, T. Oyaizu, Y. Furukawa, S. Takashima, M. Nohara, H. Takagi, and Y. Matsuda, Phys. Rev. Lett. **97**, 227002 (2006).
- 4) H. Mayaffre, S. Krämer, M. Horvatić, C. Berthier, K. Miyagawa, K. Kanada and V. F. Mitorović, Nat. Phys. **10**, 928 (2014).
- 5) S. Kitagawa, G. Nakamine, K. Ishida, H. S. Jeevan, C. Geibel, and F. Steglich, Phys. Rev. Lett. **121**, 157004 (2018).
- 6) S. Kitagawa, R. Takaki, M. Manago, K. Ishida, and N. K. Satoh, J. Phys. Soc. Jpn. **87**, 013701 (2017).
- 7) T. Uchiumi, I. Shirovani, C. Sekine, S. Todo, T. Yagi, Y. Nakazawa, and K. Kanoda, J. Phys. Chem. Solids **60**, 689 (1999).
- 8) S. Tsuda, T. Yokoya, T. Kiss, T. Shimojima, S. Shin, T. Togai, S. Watanabe, C. Q. Zhang, C. T. Chen, H. Sugawara, H. Sato, and H. Harima, J. Phys. Soc. Jpn. **75**, 064711 (2006).
- 9) N. R. Werthamer, E. Helf, and P. C. Hohenberg, Phys. Rev. **147**, 295 (1966).
- 10) L. C. Hebel and C. P. Slichter, Phys. Rev. **113**, 1504 (1959).
- 11) Y. Nakai, Y. Hayashi, K. Ishida, H. Sugawara, D. Kikuchi, and H. Sato, Physica B **403**, 1109 (2008).
- 12) G. E. Volovik, JETP Lett. **58**, 469 (1993).
- 13) Q.-P. Ding, P. Wiecki, V. K. Anand, N. S. Sangeetha, Y. Lee, D.C. Johnston, and Fukukawa, Phys. Rev. B **93**, 140502(R) (2016).
- 14) G. -q. Zheng, H. Ozaki, Y. Kitaoka, P. Kuhns, A. P. Reyes, and W. G. Moulton, Phys. Rev. Lett. **88**, 077003 (2002).
- 15) N. Nakai, P. Miranović, M. Ichioka, and K. machida, Phys. Rev. B **70**, 100503 (2004).