

Selection Rules for Optical Vortex Absorption by Landau-quantized Electrons

Hirohisa T. Takahashi,^{1*} Igor Proskurin,^{2,3} and Jun-ichiro Kishine^{1,4}

¹Division of Natural and Environmental Sciences, The Open University of Japan, Chiba 261-8586, Japan

²Department of Physics and Astronomy, University of Manitoba, Winnipeg MB R3T 2N2, Canada

³Institute of Natural Sciences and Mathematics, Ural Federal University, Ekaterinburg 620002, Russia

⁴Institute for Molecular Science, 38 Nishigo-Naka, Myodaiji, Okazaki, 444-8585, Japan

An optical vortex beam carries orbital angular momentum ℓ in addition to spin angular momentum σ . We demonstrate that a Landau-quantized two dimensional electron system absorbs the optical vortex beam through modified selection rules, reflecting two kinds of angular momenta. The lowest Landau level electron absorbs the optical vortex beams with $\sigma = 1$ (positive helicity) and $\ell = 0$ or $\sigma = -1$ (negative helicity) and $\ell = 2$ in the electric dipole transition. The induced electric currents survive only along the edge of the sample, due to cancellation of the bulk currents. Thus, the magnetization can be induced by only the edge current. It is shown that the induced orbital magnetization disappears when the dark ring of the beam coincides with the disk edge. This scheme may provide a helicity-dependent absorption using the optical vortex beam.

1. Introduction

Originally, it was suggested by Poynting that circularly polarized light carries spin angular momentum (SAM) equal to $\pm\hbar$ per photon, which can be transferred to medium and produce a mechanical torque in light-matter interactions.¹⁾ Later, Beth experimentally confirmed angular momentum transfer from light in 1935.^{2,3)} After about a century, it was suggested that lights can also carry an orbital angular momentum (OAM) in addition to SAM by Allen *et al.*⁴⁾ This part of angular momentum appears as a modulation of a phase front, so it was dubbed an optical vortex (OV) or twisted light. It was experimentally demonstrated that a single photon is able to carry quantized OAM.⁵⁾ Theoretical and experimental techniques were developed to generate OVs in various forms such as the Laguerre-Gaussian (LG) and the Bessel light beams.^{4,6,7)} These unique forms of light beams have triggered much interest on the transfer of optical OAM to material particles and atoms via light-matter interactions.^{8,9)}

Mathematically, OV is described by a constant phase profile given by $\exp(i\ell\varphi + ikz)$, where φ is the azimuthal angle in the cylindrical coordinate system for a light beam propagating in the z direction with the wavenumber k . It carries an intrinsic OAM equal to $\pm\ell\hbar$ per photon ($\ell = 0, \pm 1, \pm 2, \dots$), which is independent of the polarization state of light.⁴⁾ Geometrically the phase front of OV is a helix with the winding number determined by ℓ . The radial dependence of the beam amplitude is typically given in terms of either Laguerre-Gaussian or Bessel modes. The former has the property of gradually expanding as the beam propagates, while the latter is diffraction free, or propagation invariant.^{6,10)} Experimentally, Bessel OVs can be created in the back focal plane of a convergent lens by a plane wave,¹⁰⁾ by an axicon lens from a Gaussian beam,¹¹⁾ by the use of computer-generated holograms,¹²⁾ or by a Fabry-Perot resonator.¹³⁾

From the point of classical mechanics, exerting a torque by transferring angular momentum from OV has been actively studied, for example, with particles rotating in an optical tweezers,¹⁴⁻¹⁶⁾ and the laser ablation technique.¹⁷⁾ In re-

cent years, coupling of twisted light with condensed matter also saw a considerable development, including such topics as generation of atomic vortex states by coherent transfer of OAM from photons to the Bose-Einstein condensate,¹⁸⁾ photocurrents excited by the OV beam-absorption in semiconductors and graphene,¹⁹⁻²¹⁾ excitation of multipole plasmons in metal nanodisks,²²⁾ spin and charge transport on a surface of topological insulator,²³⁾ generation of skyrmionic defects in chiral magnets.²⁴⁾

However, whether OAM affects any spectroscopic selection rules via optically induced electronic transitions is still an open question. Although transferring of the OAM to atomic electrons from the OV beam via the electric quadrupole transition was reported,²⁵⁻²⁷⁾ for electric dipole transitions in atoms, it has been proved that the optical OAM can be transferred only to the center-of-mass motion of the atom or molecule,^{28,29)} thus the electric dipole selection rules remain unchanged. Similar in the coupling of OV with the exciton, the optical OAM can be transferred only to the exciton center-of-mass motion.³⁰⁾ These phenomena are analogous to the fact that the cyclotron resonance frequency is independent of short-range electron-electron interactions.³¹⁾

In this case, it is interesting to see whether these concepts are applicable to a degenerated two-dimensional electron gas (2DEG) in magnetic field. To our best knowledge, such a system has not been considered before our previous letter,³²⁾ where we discussed the optical conductivity and the selection rules in 2DEG exposed to OV with optical OAM. By applying the magnetic field, 2DEG is characterized by discrete energy levels with localized semi-classical electron orbits. It was demonstrated that the bulk current induced by OV disappears, and only the edge current survives when the 2DEG is irradiated by a Bessel beam.³²⁾ This situation is similar to the picture of orbital magnetization,³³⁾ which is known to appear due to the existence of the edge currents. Therefore, in 2DEG we can anticipate an orbital Edelstein effect³⁴⁾ where additional magnetization is induced by the OV, which is the central issue of this paper. In this paper, we extend discussions on the results we shortly presented in our previous let-

*1517000122@campus.ouj.ac.jp

ter to present theoretical details including the induced orbital magnetization.³²⁾

This paper is organized as follows. We briefly review the derivation of a circularly-polarized Bessel-mode OV in Section II and 2DEG on circular disc in Sec. III. We calculate the induced photocurrent in 2DEG in Sec. IV using the Kubo linear response theory. In Sec. V, we discuss cancellation of bulk currents in the semi-classical picture. It is demonstrated how the magnetization is induced by the OV light beam in Sec. VI. Sec. VII is reserved for conclusions.

2. Circularly Polarized Bessel-mode Optical Vortex

It is crucial for studying quantum mechanical properties of light to separate the total angular momentum (TAM) into spin and orbital parts, since they can be conserved separately for light interacting with particles. In the paraxial approximation, this separation can be done explicitly, and the light beam has a well-defined SAM related to its polarization state and OAM determined by the phase modulation. In this paper, we adopt the paraxial approximation, which is a usual situation in real-world experiments.

We briefly review derivation of the Bessel-mode OV within the paraxial approximation following Refs. ?,³⁶ The wave equation for the vector potential of a monochromatic light $\mathbf{A}(\mathbf{r}, t) = \mathbf{A}(\mathbf{r})e^{-i\omega t}$ with the frequency ω in vacuum in the Coulomb gauge is given by the Helmholtz equation:

$$\Delta \mathbf{A}(\mathbf{r}) + k^2 \mathbf{A}(\mathbf{r}) = 0, \quad (1)$$

where Δ is a Laplace operator, and $k^2 = \omega^2/c^2$ with a speed of light in a vacuum c . In order to obtain twisted solutions, we have to take account of additional requirements. First is that $\mathbf{A}(\mathbf{r})$ is a propagating wave along z -axis, so it is the eigenvector of the linear momentum operator $p_z = -i\hbar\nabla_z$, $\hat{p}_z \mathbf{A}(\mathbf{r}) = \hbar k_z \mathbf{A}(\mathbf{r})$. Second is that $\mathbf{A}(\mathbf{r})$ should also be the eigenvector of z -component of the TAM operator

$$\hat{J}_z \mathbf{A}(\mathbf{r}) = J \mathbf{A}(\mathbf{r}), \quad (2)$$

where the operator $\hat{J}_z = \hat{L}_z + \hat{S}_z$ is given by the corresponding components of the orbital and spin angular momentum operators:

$$\hat{L}_z = -i\hbar \frac{\partial}{\partial \varphi}, \quad \hat{S}_z = -i\hbar \begin{pmatrix} 0 & 1 & 0 \\ -1 & 0 & 0 \\ 0 & 0 & 0 \end{pmatrix}, \quad (3)$$

where we define the modulus of the transverse linear momentum $k_\perp = |\mathbf{k}_\perp| = \sqrt{k^2 - k_z^2}$.

The normalized scalar solution of the Helmholtz equation in cylindrical coordinates (r_\perp, φ, z) can be written in the form

$$\psi_\ell(\mathbf{r}|k_\perp, k_z) = \sqrt{\frac{k_\perp}{2\pi}} J_\ell(k_\perp r_\perp) e^{i\ell\varphi} e^{ik_z z}, \quad (4)$$

where ℓ determines the OAM of light which is the eigenvalue of the OAM operator (3), and $J_n(x)$ is the n -th order Bessel function of the first kind. The normalization condition is

$$\int \psi_{\ell'}^*(\mathbf{r}'|k'_\perp, k'_z) \psi_\ell(\mathbf{r}|k_\perp, k_z) d^3r = 2\pi \delta(k_\perp - k'_\perp) \times \delta(k_z - k'_z) \delta_{\ell, \ell'}. \quad (5)$$

Expansion over plane waves of the scalar function

$\psi_\ell(\mathbf{r}|k_\perp, k_z)$ is

$$\begin{aligned} \psi_\ell(\mathbf{r}|k_\perp, k_z) &= \int \frac{d^2\mathbf{k}'_\perp}{(2\pi)^2} a_{k_\perp, \ell}(\mathbf{k}'_\perp) e^{i\mathbf{k}'_\perp \cdot \mathbf{r}} \\ &= \int \frac{d^2\mathbf{k}'_\perp}{(2\pi)^2} a_{k_\perp, \ell}(\mathbf{k}'_\perp) e^{i\mathbf{k}'_\perp \cdot \mathbf{r}_\perp + ik'_z z} \end{aligned} \quad (6)$$

with $\mathbf{k}'_\perp = (k'_\perp \cos \varphi_k, k'_\perp \sin \varphi_k, 0)$ and $\mathbf{r}_\perp = (\cos \varphi, \sin \varphi, 0)$. Each plane wave component is written as

$$a_{k_\perp, \ell}(\mathbf{k}'_\perp) = \sqrt{\frac{2\pi}{k_\perp}} (-i)^\ell e^{i\ell\varphi_k} \delta(k'_\perp - k_\perp). \quad (7)$$

These expressions show that $\psi_\ell(\mathbf{r}|k_\perp, k_z)$ can be viewed as a superposition of plane waves with fixed $k = |\mathbf{k}| = \sqrt{k'^2_\perp + k'^2_z}$ whose direction belongs to the cone with the cone angle $\theta_k = \tan^{-1} k'_\perp/k'_z$.

When the scalar solution of the Helmholtz equation is considered as a superposition of plane waves, it is important to study the polarization structure of the plane wave with the propagation vector \mathbf{k} . The vector potential of the plane wave has to be an eigenvector of the SAM operator, $\hat{S}_z \mathbf{A}^{\text{pl}}(\mathbf{r}) = \hbar S \mathbf{A}^{\text{pl}}(\mathbf{r})$. For the plane wave traveling along $\mathbf{k} = (0, 0, k_z)$, the spin angular momentum operators \hat{S}_z has the following eigenvectors:

$$\begin{aligned} \eta_0 &= \begin{pmatrix} 0 \\ 0 \\ 1 \end{pmatrix} \text{ for } S = 0, \\ \eta_\pm &= \mp \frac{1}{\sqrt{2}} \begin{pmatrix} 1 \\ \pm i \\ 0 \end{pmatrix} \text{ for } S = \pm 1, \end{aligned} \quad (8)$$

and the vector potential is given by $\mathbf{A}^{\text{pl}}(\mathbf{r}) = \eta_\sigma A_0 e^{ik_z z}$, where A_0 is a constant.

When the plane wave travels in arbitrary direction \mathbf{k} , which does not necessary coincide with the z -axis, $\mathbf{k} = k(\cos \varphi_k \sin \theta_k, \sin \varphi_k \sin \theta_k, \cos \theta_k)$, its polarization vector $\varepsilon_{k, \sigma}$ can be found from original polarization vectors η_σ by rotating them with rotation matrix

$$\begin{aligned} \hat{R}_k &= \hat{R}_{\varphi_k} \hat{R}_{\theta_k} \\ &= \begin{pmatrix} \cos \varphi_k & -\sin \varphi_k & 0 \\ \sin \varphi_k & \cos \varphi_k & 0 \\ 0 & 0 & 1 \end{pmatrix} \begin{pmatrix} \cos \theta_k & 0 & \sin \theta_k \\ 0 & 1 & 0 \\ -\sin \theta_k & 0 & \cos \theta_k \end{pmatrix}, \end{aligned} \quad (9)$$

which gives

$$\varepsilon_{k, \sigma} = \hat{R}_k \eta_\sigma = -\frac{\sigma}{\sqrt{2}} \begin{pmatrix} \cos \varphi_k \cos \theta_k - i\sigma \sin \varphi_k \\ \sin \varphi_k \cos \theta_k + i\sigma \cos \varphi_k \\ -\sin \theta_k \end{pmatrix}. \quad (10)$$

Then the vector potential for the plane wave traveling along \mathbf{k} is given by

$$\mathbf{A}^{\text{pl}}(\mathbf{r}) = \varepsilon_{k, \sigma} A_0 e^{i\mathbf{k} \cdot \mathbf{r}}, \quad \varepsilon_{k, \sigma} \cdot \mathbf{k} = 0, \quad (11)$$

where the Coulomb gauge is used and the polarization vector $\varepsilon_{k, \sigma}$ then describes photon carrying a helicity $\sigma = \pm 1$. We can expand $\varepsilon_{k, \sigma}$ over the orthonormal basis $\{\eta_S\}_{S=0, \pm 1}$ of the eigenvectors of the SAM operator \hat{S}_z :

$$\varepsilon_{k, \sigma} = \sum_{S=0, \pm 1} c_{S, \sigma} e^{-iS\varphi_k} \eta_S, \quad (12)$$

where the expansion coefficients are given by

$$c_{0,\sigma} = \frac{\sigma}{2} \sin \theta_k, \quad c_{\pm 1,\sigma} = \frac{1}{2} (1 \pm \sigma \cos \theta_k). \quad (13)$$

Now we can find the expression for the vector potential for OV based on the expansion over the plane waves in Eq. (6) and taking into account that each plane wave is characterized by its own polarization vector $\varepsilon_{k,\sigma}$:

$$\begin{aligned} \mathbf{A}^{\text{OV}}(\mathbf{r}) &= \mathbf{A}^{\text{OV}}(\mathbf{r}|k_{\perp}, k_z, J, \sigma) \\ &= A_0 \int \frac{d^2 \mathbf{k}'_{\perp}}{(2\pi)^2} a_{k_{\perp}, J}(\mathbf{k}'_{\perp}) \varepsilon_{k,\sigma} e^{i\mathbf{k}'_{\perp} \cdot \mathbf{r}_{\perp} + ik'_z z}, \end{aligned} \quad (14)$$

where we introduced J as the eigenvalue of the TAM operator $\hat{J}_z = \hat{L}_z + \hat{S}_z$. Integrating over \mathbf{k}'_{\perp} , we finally obtain the vector potential of the OV with Bessel mode

$$\begin{aligned} \mathbf{A}^{\text{OV}}(\mathbf{r}|k_{\perp}, k_z, J, \sigma) &= A_0 \sqrt{\frac{k_{\perp}}{2\pi}} \sum_{S=0,\pm 1} \eta_S (-i)^S c_{S,\sigma} J_{J-S}(k_{\perp} r_{\perp}) \\ &\quad \times e^{i(J-S)\varphi} e^{ik_z z}. \end{aligned} \quad (15)$$

In the paraxial approximation, we assume that the longitudinal momentum of the photon is much greater than its transverse momentum, $k_z \gg k_{\perp}$, so the expansion coefficients become $c_{S,\sigma} \approx \delta_{S,\sigma}$, and we get the vector potential in the form:

$$\begin{aligned} \mathbf{A}^{\text{OV}}(\mathbf{r}|k_{\perp}, k_z, \ell + \sigma, \sigma) &\sim \eta_{\sigma} A_0 \sqrt{\frac{k_{\perp}}{2\pi}} (-i)^{\sigma} J_{\ell}(k_{\perp} r_{\perp}) \\ &\quad \times e^{i\ell\varphi} e^{ik_z z} \\ &\equiv \mathbf{A}_{\ell,\sigma}^{\text{OV}}(\mathbf{r}), \end{aligned} \quad (16)$$

where we introduced a OAM quantum number, $\ell = J - \sigma$. Moreover, if we take the limit $k_{\perp} \rightarrow 0$ with r_{\perp} being fixed, then the Bessel function gives $J_{\ell}(k_{\perp} r_{\perp}) \rightarrow \delta_{\ell,0}$, and we recover a plane wave solution with $J = \sigma$ propagating along the z -axis.

The Bessel-mode OV exhibits a feature of being diffraction free and has a phase singularity. The first feature can easily be seen by using Eq. (16). The intensity of the vector potential, $I \propto |\mathbf{A}|^2$, is independent of z . The phase singularity is located on the beam axis where the intensity becomes zero. To demonstrate a transfer of OAM, the target particles are usually located in non-zero intensity region off the beam axis and dark rings. The radius of i -th dark ring of the higher-order Bessel beam is given by

$$r_{\perp}^{\ell,i} = \frac{\text{(the } i\text{-th zeros of } \ell\text{-th order Bessel function)}}{k_{\perp}}, \quad (17)$$

which is determined by $J_{\ell}(k_{\perp} r_{\perp}^{\ell,i}) = 0$. In particular, the central core size of the zero-order Bessel beam is given by $r_{\perp}^{0,1} = 2.404/k_{\perp}$. We exhibit some examples of the radial profile of the Bessel-mode OV, and the definition of the dark ring radius and the central core spot size in Figure 1. We note that the Bessel-mode OV even with $\ell = 0$ has the dark rings corresponding to transversely traveling wave. This feature is also the crucial difference with the plane wave.

3. Landau-quantized Electron

The quantized energy levels of 2DEG in the magnetic field B are given by³⁷⁾ $E_N = \hbar\omega_c (N + 1/2)$, which usually appear by solving the Schrödinger equation in the Landau's

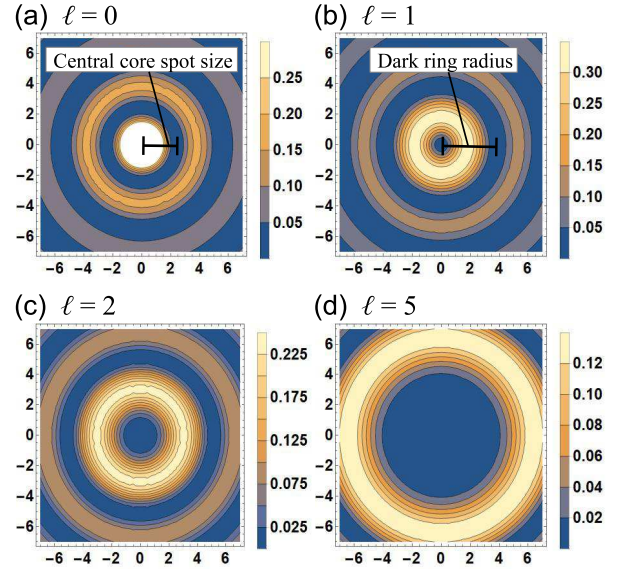


Fig. 1. (Color online) Some examples of the radial profile of the Bessel-mode optical vortex, $|J_{\ell}(x)|^2$. (a) $\ell = 0$. The central core spot size is given by the first zeros of $J_0(x)$. (b) $\ell = 1$. The dark ring radius is given by i -th zeros of $J_{\ell}(x)$. (c) $\ell = 2$, (d) $\ell = 5$.

gauge, where $N = 0, 1, 2, \dots$ is the Landau level index, and $\omega_c = eB/m_e$ is the cyclotron frequency with the elementary charge $e (> 0)$, and the bare electron mass m_e . We here note that the electron mass m_e should be interpreted as an effective mass $m_e^* = 0.067m_e$ for GaAs. However, when we consider 2DEG interacting with the Bessel OV light beam, the symmetric gauge in the cylindrical coordinates becomes a natural choice. Hence, we consider 2DEG on with a circularly shaped disk geometry and take the cylindrical coordinates as shown in Fig.2.

The non-perturbative Hamiltonian for 2DEG under the magnetic field is given by

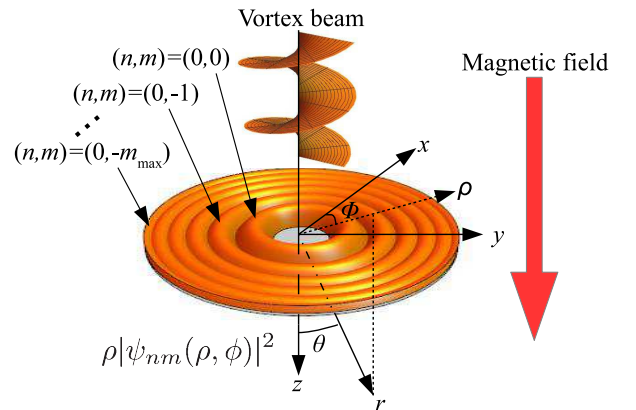


Fig. 2. (Color online) Schematic picture showing 2D electron distributions in the lowest LLs in the circular disc geometry. The OV beam is vertically irradiated to 2DEG. The direction of propagation of OV is taken the z -axis. Directions of the induced photocurrents are indicated by arrows. The azimuthal angle φ is on the 2D electron system.

$$H_0 = \frac{1}{2m_e} \left[-i\hbar\nabla + e\mathbf{A}^{\text{ext}}(\mathbf{r}) \right]^2 \quad (18)$$

where $\mathbf{A}^{\text{ext}}(\mathbf{r}) = (-By/2, Bx/2, 0)$, and the magnetic field is along the z -axis direction. The energy spectrum is obtained by solving the Schrödinger equation $H_0\Psi = E\Psi$ which gives³⁸⁾

$$E_{n,m} = \hbar\omega_c \left(n + \frac{|m| + m}{2} + \frac{1}{2} \right),$$

$$n = 0, 1, 2, \dots, \text{ and } m = 0, \pm 1, \pm 2, \dots, \quad (19)$$

where m is the magnetic quantum number related to the angular momentum of the electron. The eigenfunction is also obtained as

$$\Psi_{nm}(\rho, \varphi, z) = N_{nm} e^{-\frac{\rho^2}{4l_B^2}} \left(\frac{\rho}{l_B} \right)^{|m|} L_n^{|m|} \left(\frac{\rho^2}{2l_B^2} \right) \frac{e^{im\varphi}}{\sqrt{2\pi}}$$

$$= R_{nm}(\rho) \frac{e^{im\varphi}}{\sqrt{2\pi}}, \quad (20)$$

where $l_B = \sqrt{\hbar/eB}$ is the magnetic length, $N_{nm} = (n!/(n+|m|)!)^{1/2} 2^{-|m|/2} l_B^{-1}$ is the normalization constant, and $L_n^{|m|}(x)$ is the associated Laguerre polynomials. In this picture, we call n the principal quantum number. Its relation to ordinary Landau index N is $N = n + (|m| + m)/2$. This leads to $N = n$ for states with $m \leq 0$. Each Landau level with given N is multiply degenerated with respect to n and m due the finite system size with the degeneracy factor given by $S/(2\pi l_B^2)$, where S is the area of 2DEG.

For example, the lowest Landau level (LLL) $N = 0$ is obtained by the condition $n + (|m| + m)/2 = 0$, which leads to $n = 0$ and $m \leq 0$. The probability density for the electron with the wave function (20) has the maximal value at $\rho = \sqrt{2|m| + 1}l_B$. This means that the electron is distributed on the circle with the radius $\sqrt{2|m| + 1}l_B$. Because the expectation value of r^2 is given by $2(|m| + 1)l_B^2$, we find that the electron state covers the area $2\pi l_B^2$. Then, the maximum m for the disk geometry is given by³⁹⁾

$$m_{\text{max}} \approx \frac{S}{2\pi l_B^2} = \frac{R^2}{2l_B^2}, \quad (21)$$

which allows us to define the filling factor as

$$\nu \equiv \frac{N_e}{m_{\text{max}}} \approx 2\pi l_B^2 \frac{N_e}{\pi R^2}, \quad (22)$$

where N_e is the total number of electrons on the disk. Throughout this paper, we concentrate on the system with the filling factor $\nu = 1$, where the Fermi energy lies in the gap between the LLL and the second Landau level (2LL). We display the energy diagram of the axial symmetric 2DEG system as shown in Fig.3.

4. Photocurrent Induced by the Optical Vortex

Here, we investigate the interaction of a Landau-quantized 2DEG with the Bessel OV by applying the linear response theory. We start with the following total Hamiltonian, which contains the non-perturbative Hamiltonian (18) interacting with the vector potential of the OV:

$$H = H_0 + \Delta H = \frac{1}{2m_e} \left[-i\hbar\nabla + e\mathbf{A}^{\text{ext}}(\mathbf{r}) \right]^2 - \mathbf{A}_{\ell,\sigma}^{\text{OV}} \cdot \mathbf{j}, \quad (23)$$

where $\mathbf{A}_{\ell,\sigma}^{\text{OV}}$ is given by Eq. (16), and the electric current is determined by $\mathbf{j} = \frac{e}{m_e} (\mathbf{p} + e\mathbf{A}^{\text{ext}})$. We neglect the electron spin.

The Kubo formula for i -component of the induced current

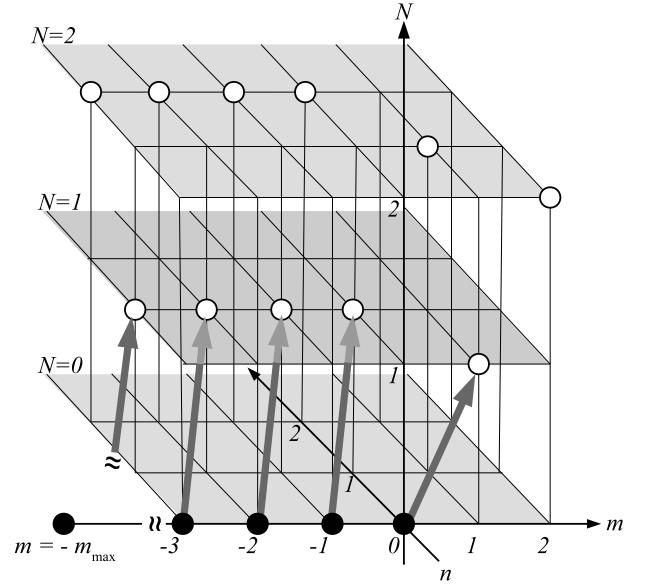


Fig. 3. Allowed transitions from the lowest LL ($N = 0$) to the second LL ($N = 1$) are indicated by the gray thick allows. The opened circles denote unoccupied states, whereas closed ones are occupied.

is written as^{40,41)}

$$\delta j_i(\omega) = - \sum_{n,m} \sum_{n',m'} (f(E_{n,m}) - f(E_{n',m'}))$$

$$\times \frac{\langle n, m | j_i | n', m' \rangle \langle n', m' | \mathbf{A}_{\ell,\sigma}^{\text{OV}} \cdot \mathbf{j} | n, m \rangle}{E_{n,m} - E_{n',m'} + \hbar\omega + i\delta}. \quad (24)$$

where $f(E_{n,m})$ is the Fermi distribution $f(\epsilon) = [\exp\beta(\epsilon - \mu) + 1]^{-1}$ with a chemical potential μ and an inverse temperature β , and $|n, m\rangle$ is the electron wavefunction in Eq.(20). From now on, we assume zero-temperature limit and keeping the chemical potential lie between the LLL ($N = 0$) and the second LL ($N = 1$).

It should be mentioned that, although we work in the cylindrical coordinates, which manifest the symmetry of the OV, our final results, of course, are not specific to a particular coordinate system. Alternatively, we can consider the spherical coordinates and examine the multipole expansion by the vector spherical harmonics (VSH) of currents in Eq. (24) as discussed in Appendix B where we obtain the general expression in Eq. (B-5). We also show that the selection rules for the dipole transitions in Eq. (B-14) are consistent with the results obtained without multipole expansion in Eq. (31).

Let us now return to discussion without multipole expansion. To investigate the OV-induced photocurrent, we adopt the chiral basis $j_{\pm} (= j_x \pm ij_y)$. First, we consider the matrix element of photocurrent j_{\pm} that can be written as

$$\langle n, m | j_{\pm} | n', m' \rangle = i \frac{e}{\hbar} d(E_{n,m} - E_{n',m'}) C_{n,m}^{n',m'} \delta_{m',m\pm 1} \quad (25)$$

where $d(\ll R)$ is the thickness of 2DEG and we denote the radial integral as

$$C_{n,m}^{n',m'} = \int d\rho \rho^2 R_{n',m'}(\rho) R_{n,m}(\rho). \quad (26)$$

Here, we obtain the selection rule $m' = m \pm 1$ from the azimuthal integral $\int_0^{2\pi} \frac{d\varphi}{2\pi} e^{i(m' - m \pm 1)\varphi}$. After calculating the radial

integral $C_{n,m}^{n',m'}$ and the energy factor $E_{n,m} - E_{n',m'}$ by Eq.(19), we can obtain the matrix elements of the photocurrent as

$$\langle n, m | j_+ | n', m+1 \rangle = \begin{cases} 0 & \text{for } n' = n, m < 0, \\ -iedl_B \omega_c \sqrt{2n + |m| + m + 2} & \text{for } n' = n, m \geq 0, \\ 0 & \text{for } n' = n-1, m \geq 0, \\ iedl_B \omega_c \sqrt{2n + |m| + m + 2} & \text{for } n' = n+1, m < 0, \\ 0 & \text{for otherwise,} \end{cases}, \quad (27)$$

$$\langle n, m | j_- | n', m-1 \rangle = \begin{cases} 0 & \text{for } n' = n, m \leq 0, \\ iedl_B \omega_c \sqrt{2n + |m| + m} & \text{for } n' = n, m > 0, \\ -iedl_B \omega_c \sqrt{2n + |m| + m} & \text{for } n' = n-1, m \leq 0, \\ 0 & \text{for } n' = n+1, m > 0, \\ 0 & \text{for otherwise,} \end{cases}. \quad (28)$$

For the filling factor $\nu = 1$ ($n = 0, m \leq 0$), these matrix elements reduce to

$$\langle 0, m | j_+ | n', m+1 \rangle = \begin{cases} -iedl_B \omega_c \sqrt{2} & \text{for } n' = 0, m = 0 \\ iedl_B \omega_c \sqrt{2} & \text{for } n' = 1, m < 0 \\ 0 & \text{for otherwise} \end{cases}, \quad (29)$$

$$\langle 0, m | j_- | n', m-1 \rangle = 0 \quad \text{for all } n', m. \quad (30)$$

Therefore, we find that the transition is allowed only $N \rightarrow N+1$.⁴¹⁾ We summarize possible transitions from the LLL ($N=0$) to the second LL ($N=1$) as follows,

$$\begin{cases} (n, m, N) & (n', m', N') \\ (0, 0, 0) & \rightarrow (0, 1, 1) & \text{for } m = 0 \\ (0, m, 0) & \rightarrow (1, m+1, 1) & \text{for } m < 0 \end{cases}. \quad (31)$$

Next, we consider the matrix element of the minimal coupling of 2DEG with OV. As shown in Appendix A, the dipole approximation is justified in our model. Then the matrix element for the photon absorption in this approximation is obtained as

$$\begin{aligned} \langle n', m' | \mathbf{A}_{\ell, \sigma}^{\text{OV}} \cdot \mathbf{j} | n, m \rangle &\sim i \frac{e}{\hbar} (E_{n', m'} - E_{n, m}) \langle n', m' | \mathbf{A}_{\ell, \sigma}^{\text{OV}} \cdot \mathbf{r} | n, m \rangle \\ &= A_0 \frac{ed}{\hbar} \sqrt{\frac{k_{\perp}}{4\pi}} (E_{n, m} - E_{n', m'}) D_{n, m, \ell}^{n', m'} \\ &\times \delta_{m', m+\ell+\sigma}, \end{aligned} \quad (32)$$

where we denoted the radial integral as

$$D_{n, m, \ell}^{n', m'} = \int d\rho \rho^2 R_{n', m'}(\rho) R_{n, m}(\rho) J_{\ell}(k_{\perp} \rho). \quad (33)$$

We also obtain the selection rule $m' = m + \ell + \sigma$ from the azimuthal integral $\int_0^{2\pi} \frac{d\varphi}{2\pi} e^{i(m-m'+\ell+\sigma)\varphi}$, where $\sigma = \pm 1$. This means that the OV can transfer its TAM to the electron via the dipole interaction.

We note that, when we fix the filling factor $\nu = 1$ (the chemical potential lies between $N=0$ and $N=1$), the left-handed

current is not induced. Therefore, only the right-handed current arises by transferring the optical TAM, $J = 1$. Because the OV carries the SAM $\sigma = \pm 1$, the OAM and SAM must be $\ell = 0, \sigma = 1$, or $\ell = 2, \sigma = -1$, respectively, with the other transitions being prohibited.

On the other hand, if we apply the external magnetic field anti-parallel to the light traveling, since it corresponds to the time inverse, the electron in the LLL carries positive value angular momentum. Then, to excite the electron in the LLL, the electron can absorb the optical TAM $J = -1$. As a result, the possible absorptions are reduced to $\ell = 0, \sigma = -1$, and $\ell = -2, \sigma = 1$.

Next, we calculate the photocurrent using the Kubo formula. For the transition from $N=0$ to $N=1$ with $\nu = 1$, the OV-induced current (24) reduces to

$$\delta j_{\ell}^+(\omega, B) = -i \frac{F^{\ell}(B)}{\hbar\omega - \hbar\omega_c + i\delta}, \quad (34)$$

where $\ell = 0$ or 2 and the factors F^{ℓ} are given by

$$F^{\ell}(B) = A_1 C_{0,0}^{0,1} D_{0,0,\ell}^{0,1} + A_1 \sum_{m<0}^{-m_{\max}} C_{0,m}^{1,m+1} D_{0,m,\ell}^{1,m+1}, \quad (35)$$

with $A_1 = A_0 e^2 d^2 \omega_c^2 \sqrt{k_{\perp}/4\pi}/V$. In the summation with respect to m , by using the explicit form, $L_1^k(x) = 1 + k - x$, only one term corresponding to an edge current along the circle with the radius R survives. The other terms corresponding to the bulk currents cancel each other. After some algebra, we obtain

$$\begin{aligned} F^{\ell}(B) &\sim \frac{F_0}{\sqrt{\alpha^5}} \left(\frac{1 + \alpha^2}{\alpha^2} \frac{\Phi_0^2}{\lambda_e^2 R^2 B^2} \left[1 + \frac{\Phi_0}{2\pi R^2 B} \right] e^{\frac{\pi k_{\perp}^2}{\Phi_0} B} \right) \\ &\times \int_0^{k_{\perp} R} dx x^{2m_{\max}(B)+3} e^{-\frac{x^2}{2k_{\perp}^2 B}} J_{\ell}(x), \end{aligned} \quad (36)$$

where ℓ is 0 or 2, $F_0 = A_0 e^2 d^2 c^2 / V \sqrt{2\pi \lambda_e}$, $x = k_{\perp} \rho$, which has an order of magnitude of unity. $\Phi_0 = 2\pi\hbar/e$ is the flux quantum, and $\lambda_e = 2\pi\hbar/m_e c$ is the electron Compton wavelength.

5. Physical Meaning of Cancellation of Bulk Currents

In this section, we present a physical interpretation on the reason why the bulk currents are cancelled out, based on the coherent state representation. Introducing the Larmor radius vector $\boldsymbol{\eta}$ and the guiding center vector $\mathbf{r}_0 = (x_0, y_0)$ satisfying $(\eta_x, \eta_y) = (x - x_0, y - y_0)$, we can rewrite the 2DEG Hamiltonian as

$$H_0 = \frac{1}{2} m_e \omega_c^2 (\eta_x^2 + \eta_y^2) = \frac{1}{2} m_e v_{\perp}^2, \quad (37)$$

where we note the relation $|\boldsymbol{\eta}| = v_{\perp}/\omega_c$. We can then define the non-commuting operators which satisfy

$$[\hat{\eta}_x, \hat{\eta}_y] = -il_B, \quad [\hat{x}_0, \hat{y}_0] = il_B. \quad (38)$$

We find that one electron occupies the area determined by the uncertainty principle:

$$\Delta S = \Delta x_0 \Delta y_0 = 2\pi l_B^2. \quad (39)$$

Then we can define the ladder operators

$$a = \frac{1}{\sqrt{2}l_B} (\hat{\eta}_x - i\hat{\eta}_y), \quad a^{\dagger} = \frac{1}{\sqrt{2}l_B} (\hat{\eta}_x + i\hat{\eta}_y),$$

$$b = \frac{1}{\sqrt{2}l_B} (\hat{x}_0 + i\hat{y}_0), \quad b^\dagger = \frac{1}{\sqrt{2}l_B} (\hat{x}_0 - i\hat{y}_0), \quad (40)$$

with $[a, a^\dagger] = [b, b^\dagger] = 1$, and $[a, b^{(\dagger)}] = 0$. The eigenstates are thus determined by the two integer quantum numbers, N and M , associated with the two ladder operators,

$$a^\dagger|N, M\rangle = \sqrt{N+1}|N+1, M\rangle, \quad a|N, M\rangle = \sqrt{N}|N-1, M\rangle$$

for $N > 0$; (41)

$$b^\dagger|N, M\rangle = \sqrt{M+1}|N, M+1\rangle, \quad b|N, M\rangle = \sqrt{M}|N, M-1\rangle$$

for $M > 0$. (42)

Then in terms of the two ladder operators, the Hamiltonian and the angular momentum operator are written by

$$H_0 = \hbar\omega_c \left(a^\dagger a + \frac{1}{2} \right) = \hbar\omega_c \left(N + \frac{1}{2} \right) \quad (43)$$

$$L_z = \hbar (a^\dagger a - b^\dagger b) = \hbar (N - M). \quad (44)$$

Here, comparing above eigenvalues with Eq.(19) and $L_z = \hbar m$, we can determine the relation between n, m and N, M as

$$N = n + \frac{|m| + m}{2}, \quad M = n + \frac{|m| - m}{2}. \quad (45)$$

The average value of the guiding center operator \hat{r}_0 gives

$$\langle N, M | \hat{r}_0 | N, M \rangle = 0, \quad (46)$$

but its absolute value leads to

$$\langle |r_0| \rangle_{N,M} \equiv \sqrt{\langle N, M | \hat{r}_0^2 | N, M \rangle} = l_B \sqrt{2M+1}. \quad (47)$$

Similarly, the average value of Larmor radius operator gives

$$\langle N, M | \hat{\eta} | N, M \rangle = 0, \quad (48)$$

but its absolute value is given by

$$\langle |\eta| \rangle_{N,M} \equiv \sqrt{\langle N, M | \hat{\eta}^2 | N, M \rangle} = l_B \sqrt{2N+1}. \quad (49)$$

Therefore, the arbitrary state $|N, M\rangle$ distributes at the center of the Larmor motion with radius $\langle |\eta| \rangle_{N,M} = l_B \sqrt{2N+1}$ is located at the position of guiding center

$$\langle |r_0| \rangle_{N,M} = l_B \sqrt{2M+1}. \quad (50)$$

The geometric meaning of this is illustrated in Fig. 4. When we focus on the LLL, that is, $n = 0$ and $m \leq 0$, we see $N = 0$ and $M = |m|$. Therefore, the guiding center in the LLL is $\langle |r_0| \rangle_{0,|m|} = l_B \sqrt{2|m|+1}$, and the Larmor radius in it is $\langle |\eta| \rangle_{0,|m|} = l_B$.

This kind of distribution can semi-classically be described by the coherent states. We now introduce the displacement operators

$$D(x_0, y_0) = e^{-i(x_0\hat{y}_0 - y_0\hat{x}_0)/l_B^2}, \quad D(\eta_x, \eta_y) = e^{i(\eta_x\hat{y}_y - \eta_y\hat{x}_x)/l_B^2}. \quad (51)$$

The first displacement operator $D(x_0, y_0)$ generates a displacement to the position at the guiding center $|r_0| = \sqrt{x_0^2 + y_0^2}$. Since $D(x_0, y_0)$ commutes with the Hamiltonian H_0 , the guiding center is the constant of motion. Therefore, the Hamiltonian H_0 does not depend on quantum number M . On the other hand, the second displacement operator $D(\eta_x, \eta_y)$ generates a displacement to the position $|\eta| =$

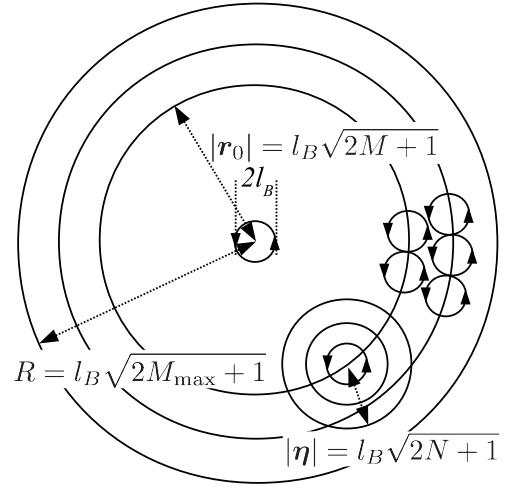


Fig. 4. Schematics of the classical orbits of LLs. The quantum number M assigns the radius of the guiding center r_0 , whereas N is the radius of Larmor orbit η .

$\sqrt{\eta_x^2 + \eta_y^2}$. Since $D(\eta_x, \eta_y)$ does not commute with the Hamiltonian H_0 , the coherent state is not an eigenstate of the Hamiltonian.

Applying these displacement operators to the ground state $|0, 0\rangle = |n_a = 0, n_b = 0\rangle$, we can thus construct the coherent state,

$$\begin{aligned} |X_0, Y_0; \eta_x, \eta_y\rangle &= D(\eta_x, \eta_y) D(x_0, y_0) |0, 0\rangle \\ &= e^{-(|\alpha|^2 + |\beta|^2)/2} e^{\alpha a^\dagger} e^{\beta b^\dagger} |0, 0\rangle, \end{aligned} \quad (52)$$

where α and β are eigenvalues of the annihilation operators a and b of the eigenstate $|x_0, y_0; \eta_x, \eta_y\rangle$. That is, these eigenstates satisfy

$$\begin{aligned} a|x_0, y_0; \eta_x, \eta_y\rangle &= \frac{\eta_x - i\eta_y}{\sqrt{2}l_B} |x_0, y_0; \eta_x, \eta_y\rangle \\ &= \frac{|\eta| e^{-i\varphi}}{\sqrt{2}l_B} |x_0, y_0; \eta_x, \eta_y\rangle, \end{aligned} \quad (53)$$

$$\begin{aligned} b|x_0, y_0; \eta_x, \eta_y\rangle &= \frac{x_0 + iy_0}{\sqrt{2}l_B} |x_0, y_0; \eta_x, \eta_y\rangle \\ &= \frac{|r_0| e^{i\varphi}}{\sqrt{2}l_B} |x_0, y_0; \eta_x, \eta_y\rangle, \end{aligned} \quad (54)$$

and the eigenvalues α and β are given by

$$\alpha = \frac{\eta_x - i\eta_y}{\sqrt{2}l_B} = \frac{|\eta| e^{-i\varphi}}{\sqrt{2}l_B}, \quad (55)$$

$$\beta = \frac{x_0 + iy_0}{\sqrt{2}l_B} = \frac{|r_0| e^{i\varphi}}{\sqrt{2}l_B}. \quad (56)$$

To see the absence of bulk currents, we pay our attention to one coherent state at the guiding center r_0 , which produces the circular current by the Larmor motion with radius $|\eta|$. Because of the uncertainty (39), it seems that the circular current flows the edge of the area ΔS . When the LLs state can be constructed by the superposition of the coherent states, the superposition produces contact points of the circular current at the center r_0 with the surrounding circular currents. Thus, the circular current at the center r_0 is canceled by the surrounding

circular current. Such the cancellation occurs on whole system except to the edge, we can say the bulk currents are all cancelled out, i.e.,

$$\mathbf{j}_{\text{bulk}} = 0. \quad (57)$$

6. Magnetization Induced by Edge Current

Now, we naturally expect that the edge currents induce an orbital magnetization, which can be observed experimentally. The magnetic vector potential at the position r induced by the magnetization at the guiding center $\mathbf{M}(\mathbf{r}_0)$ is given by

$$\mathbf{A}(\mathbf{r}) = \frac{\mu_0}{4\pi} \int_D \frac{\nabla_{\mathbf{r}_0} \times \mathbf{M}(\mathbf{r}_0)}{|\mathbf{r} - \mathbf{r}_0|} dV_0 + \frac{\mu_0}{4\pi} \int_{\partial D} \frac{\mathbf{M}(\mathbf{r}_0) \times \hat{\mathbf{n}}}{|\mathbf{r} - \mathbf{r}_0|} dS_0, \quad (58)$$

where ∂D represents the edge of the 2D system D , and $\hat{\mathbf{n}}$ is a normal vector with respect to the edge ∂D , dS_0 and dV_0 indicate that the integration is done with respect to a variable \mathbf{r}_0 . The first term can be regarded as the vector potential induced by the bulk current, $\mathbf{j}_{\text{bulk}} = \nabla_{\mathbf{r}_0} \times \mathbf{M}(\mathbf{r}_0)$, whereas the second term is due to the edge current at the system size R ,

$$\mathbf{j}_{\text{edge}} = \mathbf{M}(R) \times \hat{\mathbf{n}}. \quad (59)$$

However, since the bulk currents cancel out by Eq. (57) as mentioned in the previous section, only the edge current contributes to the magnetization in Eq. (58).

In Eq. (59), since the normal vector with respect to the edge of circular disk is given by $\hat{\mathbf{n}} = \hat{\mathbf{e}}_\rho$, and the edge current flows along the edge, $\mathbf{j}_{\text{edge}} \sim \delta j_\ell^+(\omega, B) \hat{\mathbf{e}}_\varphi$, the magnetization points along the z -direction, $\mathbf{M}(R) \sim \mathcal{M}_\ell(\omega, B) \hat{\mathbf{e}}_z$, where

$$\mathcal{M}_\ell(\omega, B) = \delta j_\ell^+(\omega, B). \quad (60)$$

The magnetization in Eq. (60) can be regarded as a manifestation of the magneto-electric effect, since it is induced by the electric field of OV.

The magnetization obviously depends on the external magnetic field. Here, we imply that the frequency of the OV is always kept in resonance with the transition from the LLL to 2LL, so that when we apply the external magnetic field B , the excitation energy from the LLL to 2LL is given by $\hbar\omega_c = \hbar eB/m_e \sim 1.14 \times 10^{-4} B[\text{T}] \text{eV}$. To make the transitions possible, the wavelength of OV must be controlled to satisfy the energy conservation, $\hbar/\lambda_{\text{OV}c} = \hbar\omega_c$. Then the wavelength of OV and wavenumber should be $\lambda_{\text{OV}} = 2\pi c/\omega_c \sim 1.07 \times 10^{-2} B^{-1}[\text{T}^{-1}] \text{m}$ and $k = 2\pi/\lambda_{\text{OV}} \sim 5.87 \times 10^2 B[\text{T}] \text{m}^{-1}$, respectively. As a consequence, when the magnetic field increases, the transverse wavenumber k_\perp should be increased to hold the ratio, $\alpha = k_\perp/k_z$, according to the following expression

$$k_\perp r_\perp^{\ell,i} = \frac{\alpha}{\sqrt{1 + \alpha^2}} \frac{\lambda_e B r_\perp^{\ell,i}}{\Phi_0} \simeq 587 \alpha B r_\perp^{\ell,i}, \quad (61)$$

which leads to shrinking the dark ring radius of the OV, see Eq. (17). We also assume that the chemical potential μ is between the LLL and the second LL.

Figure 5 demonstrates the magnetic field dependencies of F^ℓ (which are proportional to the orbital magnetization) for $\ell = 0, 2$. Here we introduced the characteristic magnetic field strength, $B^* \equiv \Phi_0/\alpha\lambda_e R$, which corresponds to $k_\perp R \sim 1$, and chose $R = 10^{-2} \text{ m}$ and $\alpha = 0.1$. Because the radial profile of OV has the oscillating behavior, the amplitudes of absorption F^ℓ oscillate with increasing the magnetic field strength, and

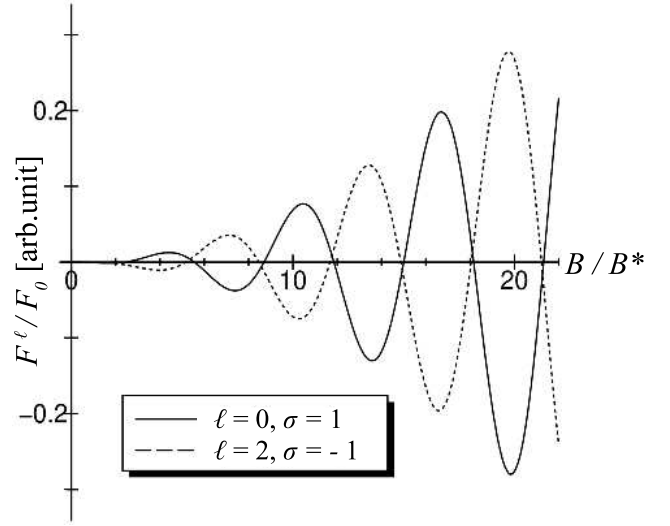


Fig. 5. Magnetic field dependence of F^ℓ with $R = 10^{-2} \text{ m}$ and $\alpha = 0.1$, when the chemical potential is kept between the LLL and the second LL. The solid line is for $\ell = 0$ and the dotted line $\ell = 2$. We scale the horizontal axis by $B^* = \Phi_0/\alpha\lambda_e R = 1.70 \times 10^{-3}/\alpha R [\text{T}]$.

have vanishing points. As discussed in Ref. 32, when $r_\perp^{\ell,i} = R$, the roots of Bessel function, $J_\ell(k_\perp [B] R) = 0$, cause the vanishing points of absorption. Physically it means that when the dark rings of OV coincide with the peak of electron distribution on the system edge, the orbital magnetization disappears. It is significant that this disappearance is induced despite non-zero total intensity, which is related to the fact that the photocurrent flows only along the edge. It is worth a mention that the similar result is obtained by using the cylindrical vector beams.⁴²⁾

7. Concluding Remarks

We discussed Landau level spectroscopy of a two-dimensional electron gas with modified selection rules illuminated by the optical vortex beam which carries orbital angular momentum in the paraxial approximation. The absorption of the vortex beam occurs for $\sigma = 1$ (positive helicity) and $\ell = 0$ or $\sigma = -1$ (negative helicity) and $\ell = 2$. We reconstructed the minimal-coupling Hamiltonian by expanding by the vector spherical Harmonics and confirmed that the dipole transitions are allowed when the optical beam carries the total angular momentum $J = 1, 0$, or -1 . This result is consistent with calculation without multipolar expansion in our previous Letter.³²⁾

In the framework of Kubo's linear response theory, we found that the absorption of optical vortex induces the photocurrents, which flow only along the edge of the system. The cancellation of the bulk currents was interpreted in terms of the coherent state representation. Consequently, we demonstrated how the orbital magnetization is induced by the edge currents.

We thank K. Oto, Y. Yamada, N. Yokoshi, S. Hashiyada, J. Goryo, and Y. Togawa for fruitful discussions. This work was supported by the Chirality Research Center in Hiroshima University, JSPS KAKENHI Grant 25220803, 17H02923, the JSPS Core-to-Core Program, A. Advanced Research Networks, and the JSPS Bilateral (Japan-Russia) Joint Research Projects. I.P. acknowledges financial support by Ministry of

Education and Science of the Russian Federation, Grant No. MK-1731.2018.2 and by Russian Foundation for Basic Research (RFBR), Grant 18-32-00769(mol.a).

Appendix A: Dipole Approximation in Minimal Coupling

We present the derivation of Eq. (32). We need to compute commutator $[H_0, \mathbf{A}^{\text{OV}}]$. After some calculations, we obtain

$$[H_0, \mathbf{A}^{\text{OV}}] = \mathbf{A}^{\text{OV}} \left\{ \frac{\hbar^2 k_{\text{OV}}^2}{2m_e} - \left(\frac{\hbar \mathbf{k}_{\text{OV}}}{m_e} \right) \cdot (-i\hbar \nabla) + \frac{e}{m_e} \mathbf{A}^{\text{ext}} \cdot \hbar \mathbf{k}_{\text{OV}} \right\}, \quad (\text{A}\cdot 1)$$

where \mathbf{k}_{OV} is the wavenumber vector of OV and k_{OV} is its magnitude.

Next, we evaluate the matrix element of the minimal coupling term $\langle n', m' | \mathbf{A}^{\text{OV}} \cdot \mathbf{j} | n, m \rangle$ with a current operator, $\mathbf{j} = \frac{e}{m_e} (\mathbf{p} + e \mathbf{A}^{\text{ext}})$. Noting that this current operator satisfies $\mathbf{p} + e \mathbf{A}^{\text{ext}} = \frac{im_e}{\hbar} [H_0, \mathbf{r}]$, by using the commutation relation (A·1), we obtain

$$\begin{aligned} \langle n', m' | \mathbf{A}^{\text{OV}} \cdot \mathbf{j} | n, m \rangle &= \frac{e}{m_e} \langle n', m' | \mathbf{A}^{\text{OV}} \cdot \frac{im_e}{\hbar} [H_0, \mathbf{r}] | n, m \rangle \\ &= \frac{ie}{\hbar} (E_{n', m'} - E_{n, m}) \langle n', m' | \mathbf{A}^{\text{OV}} \cdot \mathbf{r} | n, m \rangle \\ &\quad - \frac{ie}{\hbar} \frac{\hbar^2 k_{\text{OV}}^2}{2m_e} \langle n', m' | \mathbf{A}^{\text{OV}} \cdot \mathbf{r} | n, m \rangle \\ &\quad - \frac{ie}{\hbar} \frac{\hbar e}{m_e} \langle n', m' | (\mathbf{A}^{\text{ext}} \cdot \mathbf{k}_{\text{OV}}) (\mathbf{A}^{\text{OV}} \cdot \mathbf{r}) | n, m \rangle \\ &\quad - \frac{e}{\hbar} \frac{\hbar^2}{2m_e} \langle n', m' | \mathbf{A}^{\text{OV}} \cdot \mathbf{k}_{\text{OV}} | n, m \rangle \\ &\quad - \frac{e}{\hbar} \frac{\hbar^2}{2m_e} \langle n', m' | (\mathbf{A}^{\text{OV}} \cdot \mathbf{r}) \mathbf{k}_{\text{OV}} \cdot \text{grad} | n, m \rangle. \end{aligned} \quad (\text{A}\cdot 2)$$

The second term is 10^{-11} times smaller than the first term for $B = 10\text{T}$ and can be dropped. Furthermore, the OV travels along z -axis and the wavenumber vector of the OV is approximately described as, $\mathbf{k}_{\text{OV}} \sim k_z \hat{\mathbf{e}}_z$, in the paraxial approximation. On the other hand, \mathbf{A}^{ext} , \mathbf{A}^{OV} , and, $\text{grad} \Psi_{mm}$ (ρ, φ, z) have no z -component. The inner products with \mathbf{k}_{OV} in the third, fourth, and fifth terms in Eq. (A·2) thus vanishes. As a consequence, the first term only survives in the matrix element of the minimal coupling,

$$\langle n', m' | \mathbf{A}^{\text{OV}} \cdot \mathbf{j} | n, m \rangle \sim \frac{ie}{\hbar} (E_{n', m'} - E_{n, m}) \langle n', m' | \mathbf{A}^{\text{OV}} \cdot \mathbf{r} | n, m \rangle, \quad (\text{A}\cdot 3)$$

which is Eq. (32).

Appendix B: Expansion of Current Operator using Vector Spherical Harmonics

In the main text, we used the orthogonal basis to represent the current operator. We here demonstrate that the selection rules derived in the text can be more directly understood by using the vector spherical harmonics (VSH)⁴³ as the basis for the current operator.

First, we give the definition of the VSH as the followings,

$$\begin{aligned} \mathbf{Y}_{\ell m}(\theta, \varphi) &= Y_{\ell m}(\theta, \varphi) \hat{\mathbf{e}}_r, \\ \boldsymbol{\Psi}_{\ell m}(\theta, \varphi) &= r \nabla Y_{\ell m}(\theta, \varphi), \end{aligned} \quad (\text{B}\cdot 1)$$

$$\boldsymbol{\Phi}_{\ell m}(\theta, \varphi) = \mathbf{r} \times \nabla Y_{\ell m}(\theta, \varphi),$$

with a spherical harmonics $Y_{\ell m}(\theta, \varphi)$. Then the current can be expanded by VSH as

$$\begin{aligned} \mathbf{j}(\mathbf{r}) &= \sum_{\ell=0}^{\infty} \sum_{m=-\ell}^{\ell} \left[j_{\ell m}^{(r)}(\mathbf{r}) \mathbf{Y}_{\ell m}(\theta, \varphi) + j_{\ell m}^{(1)}(\mathbf{r}) \boldsymbol{\Psi}_{\ell m}(\theta, \varphi) \right. \\ &\quad \left. + j_{\ell m}^{(2)}(\mathbf{r}) \boldsymbol{\Phi}_{\ell m}(\theta, \varphi) \right], \end{aligned} \quad (\text{B}\cdot 2)$$

where we introduced the multipole coefficients $j_{\ell m}^{(r)}(\mathbf{r})$, $j_{\ell m}^{(1)}(\mathbf{r})$, and $j_{\ell m}^{(2)}(\mathbf{r})$, and spherical coordinates taken as Fig. 2. Next, the vector potential of OV can also be expressed in terms of the spherical coordinates,

$$\mathbf{A}_{\ell, \sigma}^{\text{OV}}(\mathbf{r}) = \eta_{\sigma} \sqrt{\frac{k_{\perp}}{2\pi}} \sum_{\ell'=-\infty}^{\infty} i^{\ell'-\sigma} J_{\ell}(k_{\perp} r \sin \theta) J_{\ell'}(k_z r) e^{i\ell\varphi} e^{i\ell'\theta}. \quad (\text{B}\cdot 3)$$

where the polarization vector is

$$\eta_{\sigma} = -\sigma \frac{\sin \theta}{\sqrt{2}} e^{i\sigma\varphi} \hat{\mathbf{e}}_r - \sigma \frac{\cos \theta}{\sqrt{2}} e^{i\sigma\varphi} \hat{\mathbf{e}}_{\theta} - \frac{i}{\sqrt{2}} e^{i\sigma\varphi} \hat{\mathbf{e}}_{\varphi} \quad \text{for } \sigma = \pm 1.$$

and we applied a plane wave expansion

$$e^{ik_z r \cos \theta} = \sum_{\ell=-\infty}^{\infty} i^{\ell} J_{\ell}(k_z r) e^{i\ell\theta}. \quad (\text{B}\cdot 4)$$

We consider the interaction of the current with the OV as a minimal coupling. The Hamiltonian is given by

$$\begin{aligned} H_{\text{int}} &= - \int \mathbf{j}(\mathbf{r}) \cdot \mathbf{A}_{\ell, \sigma}^{\text{OV}}(\mathbf{r}) d^3 \mathbf{r} \\ &= k_{\perp}^{1/2} \sum_{\ell'=-\infty}^{\infty} \sum_{\ell''=0}^{\infty} \sum_{m''=-\ell''}^{\ell''} \delta_{m'', -(\ell+\sigma)} i^{\ell'-\sigma} \\ &\quad \times \sqrt{\frac{2\ell''+1}{4} \frac{(\ell''-m'')!}{(\ell''+m'')!}} \\ &\quad \times \int dr d\theta r^2 J_{\ell'}(k_z r) J_{\ell}(k_{\perp} r \sin \theta) e^{i\ell'\theta} \\ &\quad \times \left[\sigma j_{\ell', m''}^{(r)}(\mathbf{r}) \sin^2 \theta P_{\ell''}^{m''}(\cos \theta) \right. \\ &\quad \left. + \sigma j_{\ell', m''}^{(1)}(\mathbf{r}) \cos \theta \sin \theta \frac{\partial P_{\ell''}^{m''}(\cos \theta)}{\partial \theta} \right. \\ &\quad \left. - m'' j_{\ell', m''}^{(1)}(\mathbf{r}) P_{\ell''}^{m''}(\cos \theta) \right. \\ &\quad \left. - i\sigma m'' j_{\ell', m''}^{(2)}(\mathbf{r}) \cos \theta P_{\ell''}^{m''}(\cos \theta) \right. \\ &\quad \left. + i j_{\ell', m''}^{(2)}(\mathbf{r}) \sin \theta \frac{\partial P_{\ell''}^{m''}(\cos \theta)}{\partial \theta} \right]. \end{aligned} \quad (\text{B}\cdot 5)$$

We here note that the angular momentum conservation $\delta_{m'', -(\ell+\sigma)}$ is provided by integral with respect to the azimuthal angle φ .

Considering the dipole transitions, we focus on the dipole moment of $\mathbf{j}(\mathbf{r})$, which corresponds $\ell'' = 1$. When the current interacts with OV near the optical axis, we use the limit $k_{\perp} r \sin \theta \ll 1$ and apply the formulae $J_{-\ell}(k_{\perp} r \sin \theta) = (-1)^{\ell} J_{\ell}(k_{\perp} r \sin \theta)$, and $J_{\ell}(k_{\perp} r \sin \theta) \sim (k_{\perp} r \sin \theta / 2)^{\ell} / \ell!$. We thus arrive at six types of allowed transitions as follows:

$$H_{\text{int}(\ell=0, \sigma=1)}^{\text{dip}} = -ik_{\perp}^{1/2} \frac{\sqrt{6}}{3} \int r^2 Q_{1,-1}^{(0)}(r) J_0(k_z r) dr$$

$$\begin{aligned}
& -ik_{\perp}^{1/2} \sum_{n=1}^{\infty} \frac{(-1)^n 6\sqrt{6}}{N_2(n)} \int r^2 Q_{1,-1}^{(n)}(r) J_{2n}(k_z r) dr \\
& -ik_{\perp}^{1/2} \sum_{n=0}^{\infty} \frac{(-1)^n 2\sqrt{6}}{N_1(n)} \int r^2 j_{1,-1}^{(2)}(r) J_{2n+1}(k_z r) dr,
\end{aligned} \tag{B-6}$$

$$\begin{aligned}
H_{\text{int}(\ell=2, \sigma=-1)}^{\text{dip}} &= -ik_{\perp}^{5/2} \frac{\sqrt{6}}{30} \int r^4 \mathcal{P}_{1,-1}(r) J_0(k_z r) dr \\
& + ik_{\perp}^{5/2} \sum_{n=1}^{\infty} \frac{(-1)^n 15\sqrt{6}}{N_4(n)} \int r^4 \mathcal{P}_{1,-1}(r) J_{2n}(k_z r) dr,
\end{aligned} \tag{B-7}$$

$$\begin{aligned}
H_{\text{int}(\ell=-1, \sigma=1)}^{\text{dip}} &= -k_{\perp}^{3/2} \sum_{n=0}^{\infty} \frac{(-1)^n 6\sqrt{3}}{N_3(n)} \int r^3 \mathcal{P}_{1,0}(r) J_{2n+1}(k_z r) dr \\
& + k_{\perp}^{3/2} \frac{\sqrt{3}}{3} \int r^3 j_{1,0}^{(2)}(r) J_0(k_z r) dr \\
& + k_{\perp}^{3/2} \sum_{n=1}^{\infty} \frac{(-1)^n 6\sqrt{3}}{N_2(n)} \int r^3 j_{1,0}^{(2)}(r) J_{2n}(k_z r) dr,
\end{aligned} \tag{B-8}$$

$$\begin{aligned}
H_{\text{int}(\ell=1, \sigma=-1)}^{\text{dip}} &= k_{\perp}^{3/2} \sum_{n=0}^{\infty} \frac{(-1)^n 6\sqrt{3}}{N_3(n)} \int r^3 \mathcal{P}_{1,0}(r) J_{2n+1}(k_z r) dr \\
& + k_{\perp}^{3/2} \frac{\sqrt{3}}{3} \int r^3 j_{1,0}^{(2)}(r) J_0(k_z r) dr \\
& + k_{\perp}^{3/2} \sum_{n=1}^{\infty} \frac{(-1)^n 6\sqrt{3}}{N_2(n)} \int r^3 j_{1,0}^{(2)}(r) J_{2n}(k_z r) dr,
\end{aligned} \tag{B-9}$$

$$\begin{aligned}
H_{\text{int}(\ell=-2, \sigma=1)}^{\text{dip}} &= ik_{\perp}^{5/2} \frac{\sqrt{6}}{30} \int r^4 \mathcal{P}_{1,1}(r) J_0(k_z r) dr \\
& - ik_{\perp}^{5/2} \sum_{n=1}^{\infty} \frac{(-1)^n 15\sqrt{6}}{N_4(n)} \int r^4 \mathcal{P}_{1,1}(r) J_{2n}(k_z r) dr,
\end{aligned} \tag{B-10}$$

$$\begin{aligned}
H_{\text{int}(\ell=0, \sigma=-1)}^{\text{dip}} &= ik_{\perp}^{1/2} \frac{\sqrt{6}}{3} \int r^2 Q_{11}^{(0)}(r) J_0(k_z r) dr \\
& + ik_{\perp}^{1/2} \sum_{n=1}^{\infty} \frac{(-1)^n 6\sqrt{6}}{N_2(n)} \int r^2 Q_{11}^{(n)}(r) J_{2n}(k_z r) dr \\
& - ik_{\perp}^{1/2} \sum_{n=0}^{\infty} \frac{(-1)^n 2\sqrt{6}}{N_1(n)} \int r^2 j_{1,1}^{(2)}(r) J_{2n+1}(k_z r) dr,
\end{aligned} \tag{B-11}$$

where we denoted the combinations of the multipole coefficients as

$$\begin{aligned}
\mathcal{P}_{\ell m}(r) &= j_{\ell m}^{(r)}(r) - j_{\ell m}^{(1)}(r), \\
Q_{\ell m}^{(n)}(r) &= j_{\ell m}^{(r)}(r) - \frac{2}{3}(2n^2 - 3)j_{\ell m}^{(1)}(r),
\end{aligned} \tag{B-12}$$

and

$$N_1(n) = (2n-1)(2n+3),$$

$$N_2(n) = (2n-3)(2n-1)(2n+1)(2n+3),$$

$$N_3(n) = (2n-3)(2n-1)(2n+3)(2n+5),$$

$$N_4(n) = (2n-5)(2n-3)(2n-1)(2n+1)(2n+3)(2n+5). \tag{B-13}$$

We summarize the allowed absorptions as follows,

$$(J, \ell, \sigma) = \begin{cases} (1, 0, 1) \\ (1, 2, -1) \\ (0, -1, 1) \\ (0, 1, -1) \\ (-1, -2, 1) \\ (-1, 0, -1) \end{cases}. \tag{B-14}$$

In other words, the absorptions are allowed in case of the optical TAM, $J = 1, 0$, and -1 . We note that the selection rule in Eq. (B-14) includes our result in text, $J = 1$. We can say that this result is consistent with that in text.

- 1) J. H. Poynting, Proc. R. Soc. Lond. Ser. A **82**, 560 (1909).
- 2) R. A. Beth, Phys. Rev. **48**, 471 (1935).
- 3) R. A. Beth, Phys. Rev. **50**, 115 (1936).
- 4) L. Allen, M. W. Beijersbergen, R. J. C. Spreeuw, and J. P. Woerdman, Phys. Rev. A **45**, 8185 (1992).
- 5) A. Mair, A. Vaziri, G. Weihs, and A. Zeilinger, Nature **412**, 313 (2001).
- 6) J. Durnin, J. Opt. Soc. Am. B **4**, 651 (1987).
- 7) D. L. Andrews, *Structured Light and Its Applications: An Introduction to Phase-Structured Beams and Nanoscale Optical Forces* (Academic Press, Amsterdam, 2008).
- 8) Sonja Franke-Arnold, Philos. Trans. R. Soc. A **375**, 20150435 (2017).
- 9) S. M. Barnett, M. Babiker, and M. J. Padgett, Philos. Trans. R. Soc. A **375**, 20150444 (2017).
- 10) J. Durnin, J.J. Miceli and J.H. Eberly, Phys. Rev. Lett. **58**, 1499 (1987).
- 11) G. Indebetouw, J. Opt. Soc. Am. A **6**, 150 (1989).
- 12) A. Vasara, J. Turunen and A.T. Friberg, J. Opt. Soc. Am. A **6**, 1748 (1989).
- 13) A.J. Cox and D.C. Dibble, J. Opt. Soc. Am. A **9**, 282 (1992).
- 14) B. Amos, and P. Gill, Meas. Sci. Technol., **6**, 248 (1995).
- 15) H. He, M. E.J. Friese, N. R. Heckenberg, and H. Rubinsztein-Dunlop, Phys. Rev. Lett. **75**, 826 (1995).
- 16) M. E. J. Friese, T. A. Nieminen, N. R. Heckenberg, and H. Rubinsztein-Dunlop, Nature **394**, 348 (1998).
- 17) J. Hamazaki, R. Morita, K. Chujo, Y. Kobayashi, S. Tanda, and T. Omatsu, Opt. Express **18**, 2144 (2010).
- 18) M. F. Andersen, C. Ryu, P. Cladé, V. Natarajan, A. Vaziri, K. Helmerson, and W. D. Phillips, Phys. Rev. Lett. **97**, 170406 (2006).
- 19) G. F. Quinteiro and P. I. Tamborenea, EPL **85**, 47001 (2009).
- 20) J. Wätzel, A. S. Moskalenko, and J. Berakdar, Opt. Express **20**, 27792 (2012).
- 21) M. B. Fariás, G. F. Quinteiro, and P. I. Tamborenea, Eur. Phys. J. B **86**, 432 (2013).
- 22) K. Sakai, K. Nomura, T. Yamamoto, and K. Sasaki, Sci. Rep. **5**, 8431 (2015).
- 23) K. Shintani, K. Taguchi, Y. Tanaka, and Y. Kawaguchi, Phys. Rev. B **93**, 195415 (2016).
- 24) H. Fujita and M. Sato, Phys. Rev. B **95**, 054421 (2017).
- 25) C. T. Schmiegelow, J. Schulz, H. Kaufmann, T. Ruster, U. G. Poschinger, and F. Schmidt-Kaler, Nat. Commun. **7**, 12998 (2016).
- 26) A. Afanasev, C. E. Carlson, C. T. Schmiegelow, J. Schulz, F. Schmidt-Kaler, and M. Solyanik, New J. Phys. **20**, 023032 (2018).
- 27) M. Solyanik-Gorgone, A. Afanasev, C. E. Carlson, C. T. Schmiegelow, and F. Schmidt-Kaler, J. Opt. Soc. Am. B **36**, 565 (2019).
- 28) M. Babiker, C. R. Bennett, D. L. Andrews, and L.C. Dávila Romero, Phys. Rev. Lett. **89**, 143601 (2002).
- 29) S. M. Lloyd, M. Babiker, and J. Yuan, Phys. Rev. A **86**, 023816 (2012).
- 30) K. Shigematsu, K. Yamane, R. Morita, and Y. Toda, Phys. Rev. B **93**, 045205 (2016).

- 31) W. Kohn, Phys. Rev. **123**, 1242 (1961).
- 32) H. T. Takahashi, I. Proskurin, and J. Kishine, J. Phys. Soc. Jpn. **87**, 113703 (2018).
- 33) T. Thonhauser, D. Ceresoli, D. Vanderbilt, and R. Resta, Phys. Rev. Lett. **95**, 137205 (2005).
- 34) T. Yoda, T. Yokoyama, and S. Murakami, Nano Lett. **18**, 916–920 (2018).
- 35) O. Matula, A. G. Hayrapetyan, V. G. Serbo, A. Surzhykov, and S. Fritzsche, J. Phys. B **46**, 205002 (2013).
- 36) U. D. Jentschura and V. G. Serbo, Phys. Rev. Lett. **106**, 013001 (2011).
- 37) L. D. Landau and E. M. Lifshitz, *Quantum Mechanics: Non-Relativistic Theory, 3rd ed.*, (Pergamon, Oxford, 1977).
- 38) C. G. Darwin, Math. Proc. Cambridge Philos. Soc. **27**, 86 (1931).
- 39) D. Yoshioka, *The Quantum Hall Effect* (Springer-Verlag Berlin Heidelberg, 2002)
- 40) R. Kubo, J. Phys. Soc. Jpn. **12**, 570 (1957).
- 41) T. Ando, J. Phys. Soc. Jpn. **38**, 989 (1975).
- 42) H. Fujita, Y. Tada, and M. Sato, arXiv:1811.10617.
- 43) R. G. Barrera, G. A. Estévez, and J. Giraldo, Eur. J. Phys. **6**, 287 (1985).