

Optimal Online Transmission Policy in Wireless Powered Networks with Urgency-aware Age of Information

Yang Lu^{*, \diamond} , Ke Xiong^{*, \diamond} , Pingyi Fan[†], Zhangdui Zhong^{‡, \S} , and Khaled Ben Letaief[‡]

^{*}School of Computer and Information Technology, Beijing Jiaotong University, Beijing 100044, China

^{\diamond} Beijing Key Laboratory of Traffic Data Analysis and Mining, Beijing Jiaotong University, Beijing 100044, China

[†]Department of Electronic Engineering, Tsinghua University, Beijing 100084, China

[‡]State Key Lab of Rail Traffic Control and Safety, Beijing Jiaotong University, Beijing 100044, China

[§]Beijing Engineering Research Center of High-speed Railway Broadband Mobile Communications, Beijing Jiaotong University, Beijing 100044, China

[‡] The Hong Kong University of Science and Technology, Hong Kong

E-mail: kxiong@bjtu.edu.cn, fpy@tsinghua.edu.cn

Abstract—This paper investigates the age of information (AoI) for a radio frequency (RF) energy harvesting (EH) enabled network, where a sensor first scavenges energy from a wireless power station and then transmits the collected status update to a sink node. To capture the thirst for the fresh update becoming more and more urgent as time elapsing, *urgency-aware AoI (U-AoI)* is defined, which increases exponentially with time between two received updates. Due to EH, some waiting time is required at the sensor before transmitting the status update. To find the optimal transmission policy, an optimization problem is formulated to minimize the long-term average U-AoI under constraint of energy causality. As the problem is non-convex and with no known solution, a two-layer algorithm is presented to solve it, where the outer loop is designed based on Dinkelbach's method, and in the inner loop, a semi-closed-form expression of the optimal waiting time policy is derived based on Karush-Kuhn-Tucker (KKT) optimality conditions. Numerical results show that our proposed optimal transmission policy outperforms the the zero time waiting policy and equal time waiting policy in terms of long-term average U-AoI, especially when the networks are non-congested. It is also observed that in order to achieve the lower U-AoI, the sensor should transmit the next update without waiting when the network is congested while should wait a moment before transmitting the next update when the network is non-congested. Additionally, it also shows that the system U-AoI first decreases and then keep unchanged with the increments of EH circuit's saturation level and the energy outage probability.

Index Terms—Age of information, energy harvesting, wireless power transfer, urgency-aware AoI, U-AoI, non-linear EH model.

I. INTRODUCTION

With development of wireless sensor networks (WSN) and Internet of Things (IoTs), more and more sensors will be deployed in networks to monitor the status of environment, devices and living creatures, such as temperature, speed and heart rate. Then, the status updates are sent to a sink node for some applications such as smart city, industrial control and human health detection. Some traditional metrics, e.g., delay [1], [2] and throughput [3], [4], are widely adopted to evaluate the system performance of wireless networks.

However, for some real-time applications including smart drive, keeping the collected status data “fresh” becomes a vital concern, and the traditional metrics cannot reflect such kind of requirements. To capture the “freshness” of the status update, a new metric referred to as age of information (AoI) has drawn great attentions recently. AoI, which was first defined in [5], denotes the amount of time that elapsed since the moment the freshest received update was generated. The AoI oriented network design is very different from traditional throughput and delay oriented network designs. For a network aiming to maximize the throughput, the status updates may be generated and transmitted with a very high frequency, which may cause networks congestion and high delay among delivered status updates. For a network aiming to minimize the delay, the status updates may be generated and transmitted with a very low frequency, which may cause the last received status update becomes stale. However, to keep information fresh (with minimal AoI), the status updates should not be generated at neither a high frequency nor a low frequency.

So far, the system AoI performance has been studied in some existing works for various wireless systems. For instance, in [5] and [6], the AoI was analyzed for a single-source single-server network and a multiple-source $M/M/1$ system, respectively. In [7], it was pointed out that increasing the number of servers at the sink node can reduce the average AoI but may cause waste of network resources. In [8], an optimal transmission was designed to minimize long-term average AoI, which showed that zero time waiting policy does not always minimize the average AoI.

In the mentioned works above, the sensors were supposed to be with fixed power supply. However, in practice, it is with a tremendous economical drawback to charge the sensors with cables or batteries due to expensive cost of installing and maintaining conventional battery recharging operation manually, especially in the hard-to-reach areas. As the sensors are usually ultra-low power, it is more efficient to use wireless power to charge them [9]. Compared with natural energy source,

such as wind, solar, geothermal and hydropower, employing a dedicate power station to transfer energy is more controllable and reliable [10]–[12]. In particular, the sensor is equipped with a small energy harvesting (EH) circuit to convert the received radio frequency (RF) signals into direct current (DC) power. That is, the wireless powered sensors need to scavenge energy from the power station at first, and then, may use the harvested energy to transmit status updates to the sink node.

So far, a few works have started investigating AoI in EH-enabled networks. In [13], the update submission policy was optimized with a fixed update rate. In [14], optimal online status update policies for an EH-enabled sensor were proposed with various battery sizes. In [15], the average AoI was analyzed for wireless powered networks in low SNR region. However, in these works, the energy arrivals were described as to occur as a point process. But in practice, with wireless power transfer, the sensor has to accumulate energy over a period of time to charge itself. Thus, the point process model is not suitable. Moreover, in existing works, the AoI was regarded to be linearly increased with time between the moments of two received updates, which cannot reflect the thirst for the fresh update that becomes more and more urgent as time elapsing in many applications.

To fill this gap, in this paper, we consider a scenario where a sink node collects status updates from a sensor charged by a wireless power station. A waiting time is inserted before transmitting next status update such that the sensor could scavenge enough energy to transmit it. To capture the thirst for the fresh update becoming more and more urgent as time elapsing, we adopt the *urgency-aware AoI (U-AoI)* which exponentially increases with time between the moments of two received updates to characterize the user experienced AoI performance of the system. To minimize the system average U-AoI, we formulate an optimization problem under the constraint of the energy causality. As the considered problem is non-convex and with no known solution, we develop a two-layer algorithm to solve it, where the outer loop is designed based on Dinkelbach's method, and in the inner loop, a semi-closed-form expression for the optimal waiting time policy is derived based on Karush-Kuhn-Tucker (KKT) optimality conditions. Numerical results shows that the proposed transmission policy outperforms the zero time waiting policy and the equal time waiting policy in terms of long-term average U-AoI, especially when the networks are not congested. It is also observed that the sensor should transmit next update without waiting when the network is congested while should wait a moment before transmitting next update when the network is not congested, in order to achieve the lower U-AoI. Besides, it is also shown that the system U-AoI first decreases and then keep unchanged with the increments of the charging power level and the EH outage probability.

This paper is organized as follows. In Section II, the system model is introduced and the considered problem is formulated. In Section III, a status update policy is given. Some simulation results are presented in Section IV and this paper concludes in Section V.

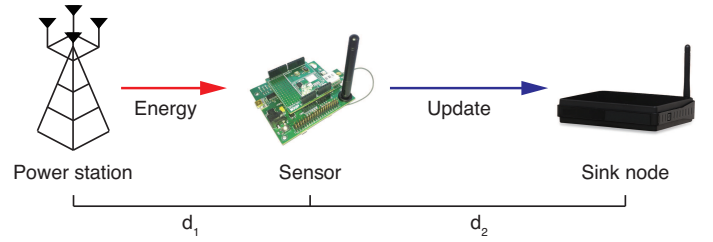


Fig. 1. System model.

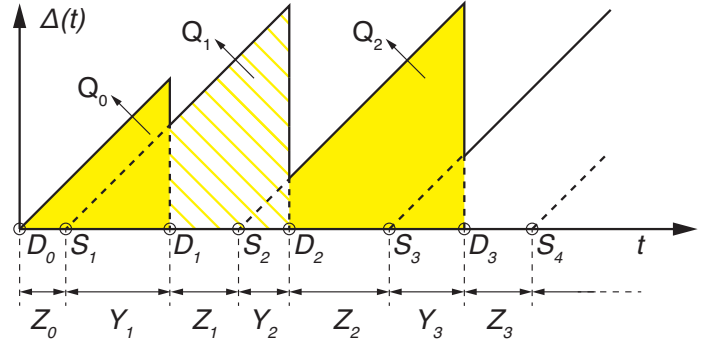


Fig. 2. Evolution of the AoI $\Delta(t)$ at the sink node in terms of t .

II. SYSTEM MODEL AND PROBLEM FORMULATION

A. System Model

Consider an EH-enabled networks system as shown in Figure 1, where a power station provides energy to a sensor via wireless power transfer and the sensor is in charge of continuously monitoring a sensing object, collecting status updates and transmitting the collected data to a sink node. For the sensor, it is energy-limited, so it may require a few seconds to scavenge energy from transmit signals by the power station to fulfill the sensing and transmission task.

Let P_T denote the transmit power of the power station. The power carried in the received RF signals at the sensor can be given by

$$P_R(t) = \frac{|h_1(t)|^2}{d_1^\alpha} P_T,$$

where $h_1(t)$ denotes the channel coefficients of the links between the power station and the sensor at time t , d_1 denotes the distance, and α denotes the pass loss factor.

The non-linear EH model [16]–[18] is adopted to describe the harvested RF energy. Then, at time t , the output DC power (i.e., the harvested power) at the sensor is

$$\Phi(P_R(t)) = \frac{M e^{(ab)} - M e^{-(a(P_R(t)-b))}}{e^{(ab)} (1 + e^{-(a(P_R(t)-b))})},$$

where M is a constant denoting the maximum output DC power, indicating the saturation limitation of the EH circuits. a and b are constants representing some properties of the EH system, e.g., the resistance, the capacitance and the circuit sensitivity.

For the sink node, it keeps receiving the statuses of the sensing object with the received updates transmitted by the sensor. For clarity, we use i to represent index of the update with $i \in \{1, 2, \dots\}$.

Suppose that the sensor generates and transmits the update¹ i at time S_i and the sink node receives the update i at time D_i . Then, the transmission time for the update i is $Y_i = D_i - S_i$, with $Y_i \geq 0$. Let C be the data size of each update. Due to the channel uncertainty, the energy for transmitting one unit data may vary versus time. Denote the transmit time as T_c , the bandwidth as B and the transmit power as P_c . Then we have that

$$C = T_c B \log \left(1 + \frac{|h_2(S_i)|^2 P_c}{d_2^\alpha B n_0} \right),$$

where n_0 denotes the noise spectral density, d_2 denotes the distance between the sensor and the sink node, and $h_2(S_i)$ denotes the channel coefficient at time S_i . Then, at time S_i the energy required for transmitting an update is

$$\mathcal{E}_i = P_c T_c = \frac{\left(2^{\frac{C}{T_c B}} - 1 \right) d_2^\alpha T_c B n_0}{|h_2(S_i)|^2}.$$

B. Average AoI and Average U-AoI

Due to variation of network conditions, the transmission times $\{Y_1, Y_2, \dots, Y_i, \dots\}$ may vary from one update to another, which are treated as *i.i.d* random variables. When the update i is received by the sink node, the sensor is notified to collect and transmit a new status update. As EH is employed, a period time of Z_i may be required to perform EH and detect and collect the sensing data. That is, the amount of time to scavenge energy for transmitting the update $(i+1)$ is $(Y_i + Z_i)$. During this period, if the sensor has sufficient energy, it may send the update to the sink node; otherwise, it has to accumulate energy at first.

The time-stamped status updates should be as “fresh” as possible at the sink node. At time t , the generation time of the freshest update received at the sink node is

$$U(t) = \max \{S_i | D_i \leq t\}, \quad (1)$$

where, without loss of generality, it is assumed that $S_0 = 0$.

1) *Traditional AoI*: To measure the level of dissatisfaction for data (i.e., the updates) staleness, traditional AoI is defined as

$$\Delta(t) = t - U(t), \quad (2)$$

which denotes the amount of time that elapsed since the moment the freshest received update was generated. With (2), AoI increases linearly with t between the moments of two received updates and is with a downward jump when an update is received.

¹The package of update i includes its generation time S_i . When it is delivered, a ACK including the delivered time D_i will be fed back to the sensor from the sink node.

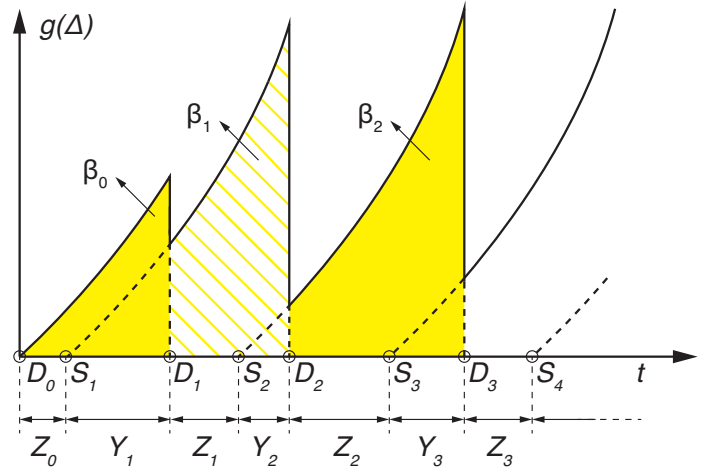


Fig. 3. Evolution of the U-AoI $g(\Delta)$ in terms of t

As illustrated in Figure 2, the integral of AoI over the time period of $[D_0, D_n]$ is enclosed by the curve of $\Delta(t)$ and t -axis. Thus, the average AoI of the system over $[D_0, D_n]$ can be given by

$$A(n) = \frac{\int_{D_0}^{D_n} \Delta(t) dt}{D_n - D_0}. \quad (3)$$

The numerator of $A(n)$ can be calculated by summing the areas of the triangles and the trapezoids. Then,

$$\int_{D_0}^{D_n} \Delta(t) dt = \sum_{i=0}^{n-1} Q_i.$$

Further, the area of triangle or trapezoid i between D_i and D_{i+1} can be calculated by

$$Q_i = \frac{1}{2} (Z_i + 2Y_i + Y_{i+1}) (Z_i + Y_{i+1}), \text{ for } i = 0, 1, \dots, n-1,$$

with $Y_0 = 0$. As a result, the expression of $A(n)$ can be given by

$$A(n) = \frac{\sum_{i=0}^{n-1} (Z_i + 2Y_i + Y_{i+1}) (Z_i + Y_{i+1})}{2(D_n - D_0)}.$$

Actually, $A(n)$ reflects that the increment of data staleness keeps constant as time elapses, as the slopes of the lines associated with $\Delta(t)$ are constant. Thus, such a AoI model is a linear AoI model, which is able to describe the AoI experience of some applications. But, for some real-time applications, such as online advertisement placement and online Web ranking, the linear AoI model may not be so efficient any more. Because in these applications, the dissatisfaction for date staleness (or the user’s experience the thirst of the data freshness) may grow more and more quickly as time elapses.

2) *U-AoI*: Thus, similar to [8], we adopt an exponential function $g(\Delta) : [0, \infty) \rightarrow [0, \infty)$ to denote the dissatisfaction

for date staleness, which is given by

$$g(\Delta) = e^{a\Delta} - 1, \quad (4)$$

where $a \geq 0$ is a pre-given constant to characterize the desire for data refreshing. The term “-1” is to make $g(\Delta)$ begin with zero. $g(\Delta)$ characterizes that the dissatisfaction for date staleness increases exponentially² as time elapses, which means that with time elapsing, the thirst for the fresh update becomes more and more urgent. Therefore, we call $g(\Delta)$ as the *U-AoI* in the sequel.

Similar to the traditional linear AoI, the average U-AoI over $[D_0, D_n]$ can be given by

$$A_U(n) = \frac{\int_{D_0}^{D_n} g(\Delta) dt}{D_n - D_0} = \frac{\sum_{i=0}^{n-1} \int_{D_i}^{D_{i+1}} g(\Delta) dt}{D_n - D_0}.$$

As mentioned previously, $Y_{i+1} = D_{i+1} - S_{i+1}$ and $S_{i+1} = D_i + Z_i$, we have that $D_{i+1} = D_i + Z_i + Y_{i+1}$. Then, by defining the following auxiliary function for $t \in [D_i, D_{i+1}]$, it is obtained that

$$\begin{aligned} \beta_i &= \int_{D_i}^{D_{i+1}} g(\Delta) dt \\ &= \int_{D_i}^{D_i + Z_i + Y_{i+1}} g(\Delta) dt. \end{aligned} \quad (5)$$

When $t \in [D_i, D_{i+1}]$, the freshest update received at the sink node is the update i . Following (1) and (2), we have

$$\Delta = t - \underbrace{(D_i - Y_i)}_{S_i} \quad (6)$$

By submitting (6) into (5), β_i can be further expressed as

$$\begin{aligned} \beta(Y_i, Z_i, Y_{i+1}) &= \int_{Y_i}^{Y_i + Z_i + Y_{i+1}} g(\tau) d\tau \\ &= \frac{1}{a} \left(e^{a(Y_i + Z_i + Y_{i+1})} - e^{aY_i} \right) - Z_i - Y_{i+1}. \end{aligned} \quad (7)$$

As $D_n - D_0 = \sum_{i=0}^{n-1} (Y_{i+1} + Z_i)$, the long-term average U-AoI also can be calculated by

$$\mathbb{E}[A_U(n)] = \lim_{n \rightarrow \infty} \frac{\mathbb{E} \left[\sum_{i=1}^{n-1} \beta(Y_i, Z_i, Y_{i+1}) \right]}{\mathbb{E} \left[\sum_{i=0}^{n-1} (Y_{i+1} + Z_i) \right]}. \quad (8)$$

C. Problem Formulation

For the considered wireless powered sensor network, our objective is to minimize the average U-AoI of the system under the constraint of the energy causality. To this end, an optimization problem aiming to find the optimal online schedule policy $\{Z_0, Z_1, Z_2, \dots\}$ is formulated by

²Note that there exist other types of penalty functions such as $g(\Delta) = \ln(a\Delta + 1)$ which represents the logistic growth of dissatisfaction for date staleness over time.

$$\min_{\{Z_0, Z_1, Z_2, \dots\}} \limsup_{n \rightarrow \infty} \frac{\mathbb{E} \left[\sum_{i=0}^{n-1} \beta(Y_i, Z_i, Y_{i+1}) \right]}{\mathbb{E} \left[\sum_{i=0}^{n-1} (Y_{i+1} + Z_i) \right]} \quad (9a)$$

$$\text{s.t. Prob} \{ \mathcal{E}_j \leq \mu \} \geq 1 - \rho, \quad (9b)$$

$$Z_i \in [0, T], \quad \forall i, j \in \{1, 2, \dots\}, \quad (9c)$$

with

$$\mu = \liminf_{n \rightarrow \infty} \frac{1}{n} \mathbb{E} \left[\sum_{i=0}^{n-1} \psi_i \right] \quad (10)$$

and

$$\psi_i = \int_{S_i}^{S_i + Y_i + Z_i} \Phi(P(t)) dt.$$

The symbols sup in (9a) and inf in (10) are due to the fact $\{Y_1, Y_2, \dots\}$ being random variables and the result of the functions of $\{Y_1, Y_2, \dots\}$ being different even with the given distribution. In (9b), as it is hard to guarantee the harvested energy always being over a random number \mathcal{E}_j in both mathematics and engineering, we use ρ to denote the EH outage probability such that the long-term average received energy is greater than the required energy with a probability no less than $1 - \rho$. In (9c), T is the maximum waiting time.

III. SOLUTION APPROACH

Problem (9) is a non-convex problem due to the infinite number of probability constraints (9b) and the objective function. In order to efficiently solve it, we first deal with (9b) as follows.

Suppose the channel between the sensor and the sink node follows Rayleigh distribution. Then, the channel coefficient $|h_2(S_j)|^2$ follows the exponential distribution and its probability density function (PDF) can be expressed by

$$f_{|h_2(S_j)|^2}(x) = \lambda e^{-\lambda x} \quad (11)$$

where λ is the exponential distribution parameter. Then, following (11), (9b) can be rewritten as

$$\begin{aligned} \text{Prob} \left\{ |h_2(S_j)|^2 \geq \frac{\left(2^{\frac{C}{T_c B}} - 1 \right) d_2^\alpha T_c B n_0}{\mu} \right\} \\ = 1 - \int_0^{\frac{\left(2^{\frac{C}{T_c B}} - 1 \right) d_2^\alpha T_c B n_0}{\mu}} f_{|h_2(S_j)|^2}(x) dx \\ = \exp \left\{ - \frac{\lambda \left(2^{\frac{C}{T_c B}} - 1 \right) d_2^\alpha T_c B n_0}{\mu} \right\} \geq 1 - \rho. \end{aligned} \quad (12)$$

By doing so, (9b) with infinite number of constraints is equivalently transformed to be as (12) which is with only one constraint.

Further, with the non-linear EH model, the output DC power of the sensor is limited by the maximum output DC power. That is, if the received signals are with relatively high power

level, output DC power of the sensor will be constant, i.e., the maximum output DC power. Therefore, it is assumed that the sensor is close to the power station and always works in the saturation state of the EH circuit. Then, ψ_i can be given by

$$\psi_i = (Y_i + Z_i) M. \quad (13)$$

By substituting (13) into (12), we have that

$$\liminf_{n \rightarrow \infty} \frac{1}{n} \mathbb{E} [(Y_i + Z_i)] \geq \omega \quad (14)$$

where

$$\omega = - \frac{\lambda \left(2^{\frac{C}{T_c B}} - 1 \right) d_2^{\alpha} T_c B n_0}{\ln(1 - \rho) M}.$$

As illustrated in Figure 3, β_i is only relevant to Y_i , Z_i and Y_{i+1} , which is consistent with (7). Thus, we have the following remark.

Remark 1. *The optimal online transmission policy Z_i^* is only related to Y_i not related to $\{Y_1, Y_2, \dots, Y_{i-1}\}$ and/or $\{Z_1, Z_2, \dots, Z_{i-1}\}$.*

Intuitively, Remark 1 indicates that the waiting time depends on the last transmission time and the distribution of the transmission time. The similar result can be found in [8] and [13] which shows that there exists an optimal *stationary deterministic policy* with $Z_i = z(Y_i)$.

As Y_i and Y_{i+1} are *i.i.d.*, we have

$$\lim_{n \rightarrow \infty} \frac{1}{n} \mathbb{E} \left[\sum_{i=1}^{n-1} \beta(Y_i, Z_i, Y_{i+1}) \right] = \mathbb{E} [\beta(Y, Z, Y')] \quad (15)$$

and

$$\lim_{n \rightarrow \infty} \frac{1}{n} \mathbb{E} \left[\sum_{i=0}^{n-1} (Y_{i+1} + Z_i) \right] = \mathbb{E} [Y' + Z]. \quad (16)$$

By submitting (15) and (16) into Problem (9), solving Problem (9) is equivalently transformed into the following problem.

$$\min_{z(\cdot)} \frac{\mathbb{E} [\beta(Y, Z, Y')]}{\mathbb{E} [Y + Z]} \quad (17a)$$

$$\text{s.t. } \mathbb{E} [Y + Z] \geq \omega \quad (17b)$$

$$Z \in [0, T] \quad (17c)$$

Problem (17) is an optimization problem with fractional objective function, which is still non-convex. Nevertheless, it is observed that the numerator of the objective function, i.e., $\mathbb{E} [\beta(Y, Z, Y')]$, is convex in Z , and the denominator function, i.e., $\mathbb{E} [Y' + Z]$, is an affine function. Thus, fractional programming can be employed to handle Problem (17), and the main idea is summarized in the following Lemma 1.

Lemma 1. *The optimal solution to Problem (17) can be achieved if and only if γ^* being the unique zero of the auxiliary function $F(\gamma)$ where*

$$F(\gamma) \triangleq \mathbb{E} [\beta(Y, Z, Y')] - \gamma \mathbb{E} [Y' + Z]. \quad (18)$$

Proof: The proof of Lemma 1 is similar to that in [19], [20], which is omitted here. ■

Lemma 1 indicates that Problem (17) can be transformed into an equivalent problem where the original fractional objective function (17a) is replaced by a function in subtractive form, i.e., (18). Thus, instead of solving Problem (17), we can solve the following auxiliary Problem (19) which has the same optimal solution to Problem (17).

$$\begin{aligned} & \min_{Z, \gamma} F(\gamma) \\ & \text{s.t. } (17b), (17c). \end{aligned} \quad (19)$$

Problem (19) is still not jointly convex w.r.t. Z and γ . But it is convex w.r.t. Z (or γ) with a fixed γ (or Z). Thus, we develop an algorithm as shown in Algorithm 1 to solve Problem (19), where the outer loop is designed based on Dinkelbach's method. In particular, in the q -th iteration, with the given γ , i.e., $\gamma(q)$, by solving the following Problem (20),

$$\begin{aligned} & \min_Z F(\gamma(q)) \\ & \text{s.t. } (17b), (17c), \end{aligned} \quad (20)$$

the optimal $Z^*(q)$ is derived, which can be calculated in terms of the following Theorem 1.

Theorem 1. *The optimal solution to Problem (20) can be given by*

$$Z^*(q) = \left[\frac{1}{a} \ln \left(\frac{\gamma(q) + \eta + 1}{\mathbb{E} [e^{aY'}] e^{a\eta}} \right) \right]_0^T. \quad (21)$$

Proof: Since Problem (20) is convex, KKT conditions can be used to optimally solve it. The Lagrangian of (20) can be given by (23), where η is the Lagrange multiplier associated with (17b) and $f_Y(y)$ is the PDF of Y . According to KKT conditions, the optimal $Z^*(q)$ satisfies

$$\begin{aligned} & \frac{\partial \Gamma(Z^*)}{\partial Z} = \\ & \left(\left(e^{a(y+Z^*(y)+Y')} \right) - 1 - \gamma(q) - \eta \right) f_Y(y) = 0. \end{aligned} \quad (22)$$

Following (22), the optimal $Z^*(q)$ can be calculated as (21). ■

Remark 2. *It is seen from Theorem 1 that for a given distribution of the transmission time, the waiting time decreases with the increment of the last transmission time.*

Note that η is still unknown in (21). Thus, we employ a bisection method to find the optimal η^* in the inner loop of Algorithm 1 where ε denotes the small positive tolerance, ι is the lower bound of η which can be set as 0, and u is the upper bound of η which can be set as a relatively large positive number. Once the optimal γ^* and η^* are obtained, the corresponding Z^* is also derived which is the final numerical solution to Problem (17).

$$\begin{aligned}
\mathcal{L}(Z) &= \mathbb{E} \left[\frac{1}{a} \left(e^{a(Y+Z+Y')} - e^{aY} \right) - Z - Y' - \gamma(q)(Y' + Z) \right] + \mathbb{E}[\eta(\omega - Y - Z)] \\
&= \int_0^\infty \left(\mathbb{E} \left[\frac{1}{a} \left(e^{a(y+z(y)+Y')} - e^{aY} \right) \right] - z(y) - \mathbb{E}[Y'] - \gamma(q)(\mathbb{E}[Y'] + z(y)) + \eta(\omega - y - z(y)) \right) f_Y(y) dy \\
&\triangleq \int_0^\infty \Gamma(Z) f_Y(y) dy
\end{aligned} \tag{23}$$

Algorithm 1: Iterative solution approach based on Dinkelbach's Algorithm for solving Problem (20)

```

1 while  $F(\gamma(q)) < \varepsilon$  do
2   Initialize  $\gamma(0)$  with  $F(\gamma(0)) \geq 0$ ;
3   Set  $q = 0$ ;
4   Initialize  $\iota \leq \eta \leq u$ ;
5   while  $u - \iota \geq \varepsilon$  do
6     Update  $\eta = (\iota + u) / 2$ ;
7     Solving problem (20) by calculating  $Z(q)$  in
      terms of (21);
8     if (17b) is not satisfied then
9       Update  $\iota = \eta$ ;
10    else
11      Update  $u = \eta$ ;
12  Update
       $F(\lambda(q)) = \mathbb{E}[\beta(Y, Z(q), Y')] - \gamma \mathbb{E}[Y' + Z(q)]$ ;
      Update
       $\gamma(q+1) = \frac{\mathbb{E}[\beta(Y, Z(q), Y')]}{\mathbb{E}[Y' + Z(q)]}$ ;
       $q = q + 1$ ;
13 Return  $Z(q)$ .
```

IV. SIMULATION RESULTS

This section represents some simulation results to show the validity and efficiency of the proposed solution approach and present some interesting insights. First, we compare the proposed transmission policy with two benchmark policies, i.e., zero time waiting policy and equal time waiting policy. Then, we show impact of the EH circuit saturation level and EH outage probability on the system average U-AoI.

The simulation network scenario is shown in Figure 1 and the simulation parameters are set according to [21]. The distance between the sensor and the sink node is set as 2m. The Rayleigh channel parameter λ is set as 3 and the pass loss factor α is set as 2. The block length T_c is set as 10^{-3} s, the noise power spectral density is -70 dBm/Hz and the bandwidth B is 10MHz. The size of each update C is set as 8bits. For the non-linear EH model, we set M as 20mW which corresponds to the maximum output DC power, i.e., the charging power of the sensor. The EH outage probability ρ is set as 1%.

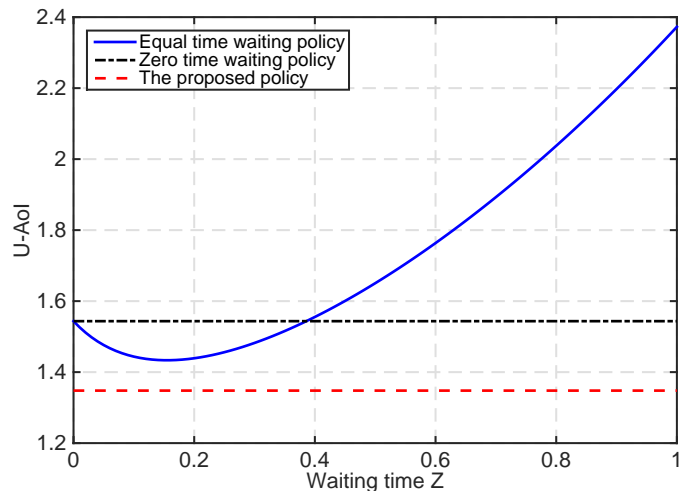


Fig. 4. Average U-AoI v.s. waiting time with $\text{Prob}\{Y \leq 0.1\} = 0.7$.

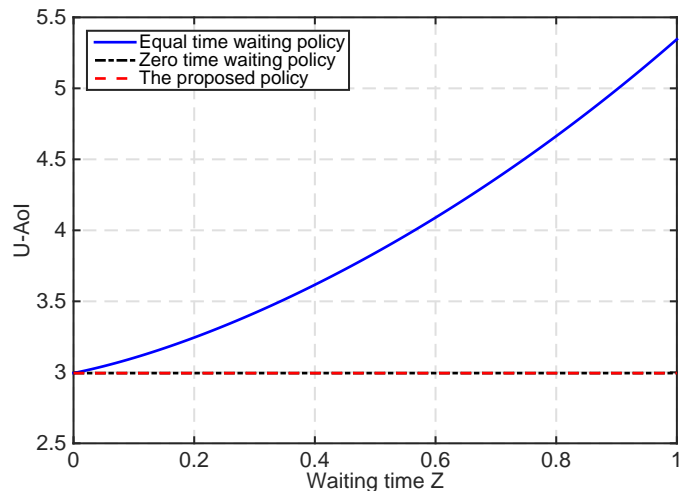


Fig. 5. Average U-AoI v.s. waiting time with $\text{Prob}\{Y \leq 0.1\} = 0.3$.

We define an event $\{Y \leq \kappa\}$ with a probability θ , i.e. $\theta = \text{Prob}\{Y \leq \kappa\}$, which is used to characterize the congestion degree of the wireless networks. Note that for a given θ , the network gets more congested as κ increasing. While for a given κ , the network gets less congested as θ increasing.

Figure 4 compares the proposed transmission policy with two benchmark policies when M and T are both set as inf so that the zero waiting policy can be always feasible, and $\theta = 0.7$, i.e., $\text{Prob}\{Y \leq 0.1\} = 0.7$. It is seen that the system average U-AoI first increases and then decreases with the waiting time when the equal time waiting policy is adopted. The zero time waiting policy and the proposed policy do not change with the waiting time. It is also observed that the proposed transmission policy is superior to the other two transmission policies in terms of the system average U-AoI. In Figure 5, we compare the mentioned three transmission policy when M and T are both set as inf, and $\text{Prob}\{Y \leq 0.1\} = 0.3$. Different from Figure 4, it is seen that in this case, the system average U-AoI increases with the waiting time when the equal time waiting policy is adopted. Besides, the zero time waiting policy and the equal time waiting policy are very close to the proposed policy.

With Figure 4 and Figure 5, we note that even without EH constraint and maximum waiting time constraints, zero time waiting policy may not be optimal, especially when the network is not congested (e.g., $\text{Prob}\{Y \leq 0.1\} = 0.7$). It means that in this case, the sensor should be a little *lazy*. For instance, the transmission times of four consecutive updates are $\{0, 0, 0, 2\}$. If zero time waiting policy is adopt, the average U-AoI is $\frac{1}{3}(e^2 + e - 5) \approx 1.70$ when a is set as 1. However, if we insert a waiting time 0.9 before transmitting the third update, the average U-AoI is $\frac{1}{4}(e^2 + 2e - 7) \approx 1.45$. The reason is that transmitting the third update without waiting will waste the potential benefit of zero transmission time. Meanwhile, when the network is congested (e.g., $\text{Prob}\{Y \leq 0.1\} = 0.3$), zero time waiting policy is very close to the proposed transmission policy. In this case, the sensor should transmit updates without waiting. In fact, the proposed transmission policy adjusts the waiting time based on the transmission time (i.e., the network conditions), so that the sensor avoids high-frequent updates transmitting when the network is not congested and reduces waiting time when the network is congested. By doing so, the long-term system average U-AoI is therefore reduced.

Figure 6 compares the mentioned three policies versus θ where κ is set as 0.1, 0.3, and 0.7, respectively. It is seen that the proposed transmission policy outperforms the other two policies as it adjusts the waiting time based on the transmission time. Besides, the equal time waiting policy is better than the zero time waiting policy because zero time waiting policy is actually a special case of equal time waiting policy. It is also observed that when $\kappa = 0.3$ and $\kappa = 0.7$, the proposed transmission policy is very close to the other two policies. However, when $\kappa = 0.1$, the difference is relatively obvious, especially with a relatively large θ . The reason is that when κ is relatively large, the network is relatively congested. In this case, the sensor tends to transmit the next updates without waiting. While, when κ is relatively small, the network is relatively not congested. In this case, the sensor tends to wait a moment before transmitting next updates. The insight drawn based on Figure 6 is consistent with that associated with Figure

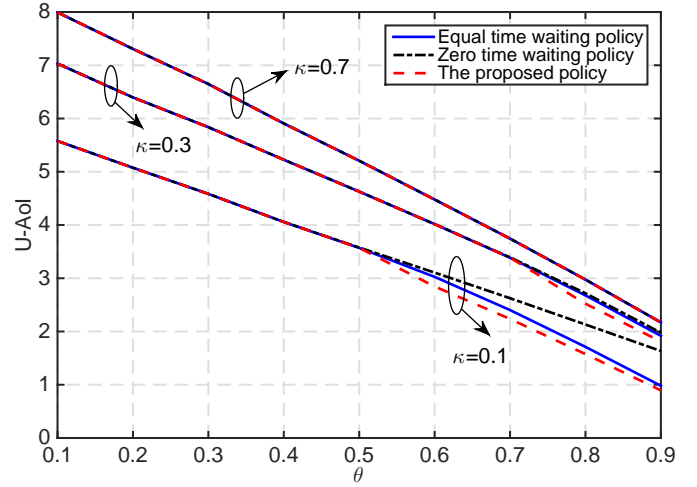


Fig. 6. Average U-AoI v.s. $\theta = \text{Prob}\{Y \leq \kappa\}$.

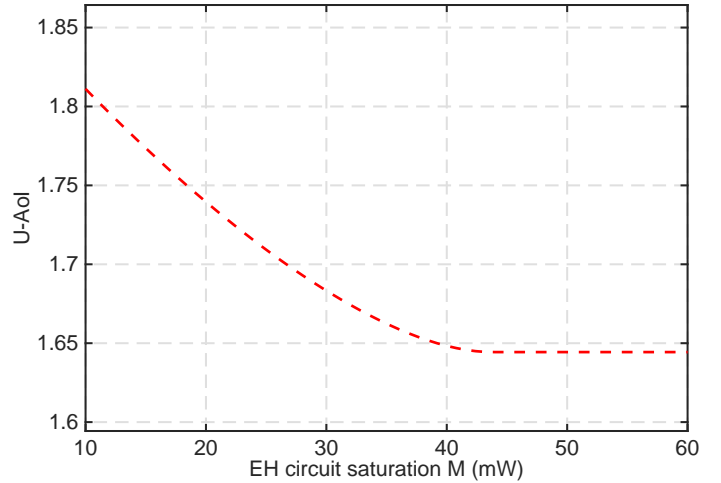


Fig. 7. U-AoI v.s. EH circuit saturation level.

4 and Figure 5.

Figure 7 shows the U-AoI versus the EH circuit saturation level, i.e., the maximum output DC power. It is seen that the average U-AoI first decreases and then keep unchanged with the EH circuit saturation. The reason is that when the output DC power is relatively low, the sensor need more time to charge itself for transmitting the next update. In this case, the waiting time may be larger than the optimal waiting time, and thus, the system average U-AoI is degraded. However, when the output DC power is relatively high, the required waiting time for charging can be lower than the optimal waiting time plus the last transmission time. Therefore, the system can always works with the minimal average U-AoI. Thus, for EH-enabled networks, to keep the information fresh, charging the

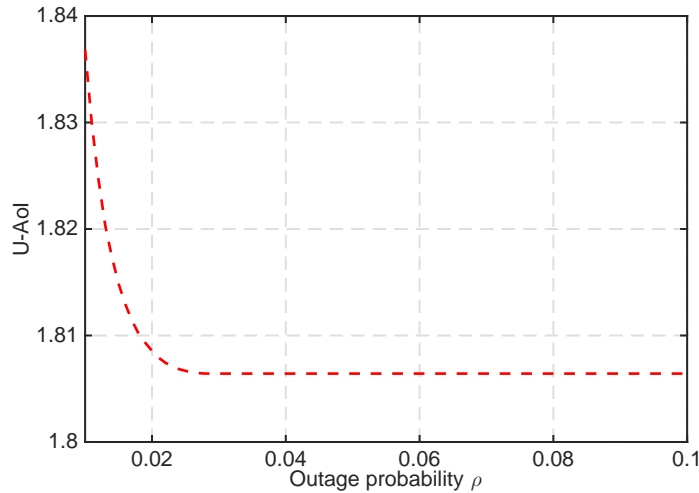


Fig. 8. U-AoI v.s. outage probability.

sensor with high power level may cause the waste of energy.

The average U-AoI versus the outage probability is shown in Figure 8. Similar to Figure 7, the average U-AoI first decreases and then keep unchanged with the outage probability. This is because the low outage probability requires high average EH power, which makes the energy causality constraint relatively hard to be satisfied.

V. CONCLUSION

This paper studied the AoI in EH-enabled networks where a sensor first scavenges energy from a power station and then, transmits its status update to a sink node. U-AoI was defined to capture thirst for the fresh update becoming more and more urgent as time elapsing. Then, an optimization problem was formulated to minimize the long-term average U-AoI under constraint of energy causality. To solve the considered non-convex problem, we developed a two-layer algorithm. Numerical results shows that the proposed transmission policy is superior to the zero time waiting policy and the equal time waiting policy in terms of U-AoI, especially when the networks are not congested. It is also found that sensor tends to transmit the next update without waiting when the network is congested while tends to wait a moment before transmitting the next update when the network is not congested. Besides, U-AoI first decreases and then keep unchanged with the charging power level and the EH outage probability.

ACKNOWLEDGMENT

This work was supported in part by the National Key R&D Program of China (No. 2016YFE0200900), in part by the General Program of the National Natural Science Foundation of China (NSFC) (No. 61671051), and also in part by the major projects of Beijing Municipal Science and Technology Commission (No. Z181100003218010).

- [1] Q. Wang, D. O. Wu, and P. Fan, "Delay-constrained optimal link scheduling in wireless sensor networks," *IEEE Trans. Veh. Technol.*, vol. 59, no. 9, pp. 4564-4577, Nov. 2010.
- [2] C. Zhang, P. Fan, K. Xiong, and P. Fan, "Optimal power allocation with delay constraint for signal transmission to a moving train to base stations in high-speed railway scenarios," *IEEE Trans. Veh. Technol.*, vol. 64, no. 12, pp. 5775-5788, Dec. 2015.
- [3] K. Xiong, C. Chen, G. Qu, P. Fan, and K. B. Letaief, "Group cooperation with optimal resource allocation in wireless powered communication networks," *IEEE Trans. wireless commun.*, vol. 16, no. 6, pp. 3840-3853, Jun. 2017.
- [4] J. Kang, P. Fan, and Z. Cao, "Flexible construction of irregular partitioned permutation LDPC codes with low error floors," *IEEE Commun. Lett.*, vol. 9, no. 6, pp. 534-536, Jun. 2005.
- [5] S. K. Kaul, R. D. Yates, and M. Gruteser, "Real-time status: How often should one update?" in *Proc. IEEE INFOCOM*, Mar. 2012.
- [6] N. Pappas, J. Gunnarsson, L. Kratz, M. Kountouris, and V. Angelakis, "Age of information of multiple sources with queue management," in *Proc. IEEE ICC*, Jun. 2015.
- [7] C. Kam, S. Kompella, G. D. Nguyen, and A. Ephremides, "Effect of message transmission path diversity on status age," *IEEE Trans. Inf. Theory*, vol. 62, no. 3, pp. 1360-1374, Mar. 2016.
- [8] Y. Sun, E. Uysal-Biyikoglu, R. D. Yates, C. E. Koksal, and N. B. Shroff, "Update or wait: How to keep your data fresh," *IEEE Trans. Inf. Theory*, vol. 63, no. 11, pp. 7492-7508, Nov. 2017.
- [9] M.-L. Ku, W. Li, Y. Chen, and K. J. R. Liu, "Advances in energy harvesting communications: past, present, and future challenges," *IEEE Commun. Surveys Tuts.*, vol. 18, no. 2, pp. 1384-1412, 2015.
- [10] R. Zhang and C. Ho, "MIMO broadcasting for simultaneous wireless information and power transfer," *IEEE Trans. Wirel. Commun.*, vol. 12, no. 5, pp. 1989-2001, May 2013.
- [11] X. Lu, P. Wang, D. Niyato, D. I. Kim, and Z. Han, "Wireless network with RF energy harvesting: A contemporary survey," *IEEE Commun. Surveys Tuts.*, vol. 17, no. 2, pp. 757-789, Nov. 2015.
- [12] I. Krikidis, S. Timotheou, S. Nikolaou, G. Zheng, D. W. K. Ng, and R. Schober, "Simultaneous wireless information and power transfer in modern communication systems," *IEEE Commun. Mag.*, vol. 52, no. 11, pp.104-110, Nov. 2014.
- [13] R. D. Yates, "Lazy is timely: Status updates by an energy harvesting source," in *Proc. IEEE ISIT*, Jun. 2015.
- [14] X. Wu, J. Yang and J. Wu, "Optimal status update for age of information minimization with an energy harvesting source," *IEEE Trans. Green Commun. Netw.*, vol. 2, no. 1, pp. 193-204, Mar. 2018.
- [15] H. Hu, K. Xiong, Y. Zhang, P. Fan, T. Liu, and S. Kang, "Age of information in wireless powered networks in low SNR region for future 5G," *Entropy*, vol. 20, no. 12, p. 948, Mar. 2018.
- [16] Y. Lu, K. Xiong, P. Fan, Z. Zhong, and K. B. Letaief, "Robust transmit beamforming with artificial redundant signals for secure SWIPT system under non-linear EH model," *IEEE Trans. Wireless Commun.*, vol. 17, no. 4, pp. 2218-2232, April 2018.
- [17] Y. Lu, K. Xiong, P. Fan, Z. Ding, Z. Zhong, and K. B. Letaief, "Global energy efficiency in secure MISO SWIPT systems with non-linear power-splitting EH model," *IEEE J. Sel. Areas Commun.*, vol. 37, no. 1, pp. 216-232, Jan. 2019.
- [18] B. Clerckx and E. Bayguzina, "Waveform design for wireless power transfer," *IEEE Trans. Signal Process.*, Vol. 64, No. 23, pp. 6313-6328, Dec. 2016.
- [19] W. Dinkelbach, "On nonlinear fractional programming," *Manage. Sci.*, vol. 13, no. 7, pp. 492-498, Mar. 1967.
- [20] K. Xiong, P. Fan, Y. Lu, and K. B. Letaief, "Energy efficiency with proportional rate fairness in multirelay OFDM networks," *IEEE J. Sel. Areas Commun.*, vol. 34, no. 5, pp. 1431-1447, May 2016.
- [21] Y. Dong, Z. Chen, and P. Fan, "Uplink age of information of unilaterally powered two-way data exchanging systems," in *Proc. IEEE INFOCOM*, Apr. 2018.