

Harmonic maps between ideal 2-dimensional simplicial complexes

Brian Freidin
Brown University
bfreidin@math.brown.edu

Victòria Gras Andreu
Brown University
vgras@math.brown.edu

Abstract

We prove existence and regularity results for energy minimizing maps between ideal hyperbolic 2-dimensional simplicial complexes. The spaces in question were introduced by Charitos-Papadopoulos, who describe their Teichmüller spaces and some compactifications. This work is a first step in introducing harmonic map theory into the Teichmüller theory of these spaces.

1 Introduction

In [CP], Charitos and Papadopoulos study finite 2-dimensional simplicial complexes. They describe how to endow each face (with vertices removed) with the structure of an ideal hyperbolic triangle, and special parameters describing the ways to glue the faces together to form the complex, characterizing those metrics that are complete. They compute the dimension of the Teichmüller space of complete ideal hyperbolic metrics on a complex, and describe a compactification of this space in terms of special measured foliations.

The theory of harmonic maps has been applied fruitfully in Teichmüller theory in many ways. To a harmonic map f , one associates its Hopf differential $\phi(z)dz^2$, the $(2,0)$ part of the pull-back of the target metric by f , and the harmonicity of f is equivalent to the holomorphicity of the Hopf differential. Sampson [S] and Wolf [W] show that for a fixed metric g_0 on a surface S of genus g , the map that associates to a hyperbolic metric g on S the Hopf differential of the harmonic map $f : (S, g_0) \rightarrow (S, g)$ is a homeomorphism from the Teichmüller space of S to the space of holomorphic quadratic differentials on (S, g_0) .

In another direction, Gerstenhaber and Rauch propose in [GR] a variational characterization of Teichmüller mappings, those that minimize the complex dilatation in their isotopy class, via harmonic maps. In [K], in fact, Kuwert shows that the Teichmüller map is harmonic with respect to a particular singular flat metric in the conformal class of the target. The aim of this paper is to introduce harmonic map theory into the Teichmüller theory of the ideal hyperbolic complexes of [CP], by first constructing harmonic maps.

Existence results for harmonic maps goes back at least as far as the work of Eells and Sampson [ES] from '64, where they prove existence under curvature and completeness hypotheses by the heat flow method. The study of harmonic maps with singular spaces began with the seminal work of Gromov and Schoen [GS] in '92, who studied harmonic maps into Riemannian simplicial complexes to prove p -adic superrigidity. The theory was extended by Korevaar and Schoen [KS] to CAT(0) targets, by Eells and Fuglede [EF] to polyhedral domains, and by Jost [J2] to more general metric-measure domains.

For general singular targets, the most regularity one can hope for is Lipschitz continuity (c.f. [GS],[KS]), and when the domain is simplicial, the map may only be Hölder continuous. In special cases, e.g. harmonic maps from 2-dimensional simplicial complexes into smooth manifolds (c.f. [DM1],[MY]), harmonic maps are smooth or even analytic on the faces of the domain.

While we prove regularity results analogous to those of ([DM1],[MY]), they are not a-priori diffeomorphisms. In the classical setting, Schoen-Yau [SY] and independently Jost-Schoen [JS] prove that every diffeomorphism between surfaces is isotopic to a harmonic diffeomorphism, or equivalently that degree one harmonic maps are diffeomorphisms. Jost [J1] proves an analogous result for boundary value problems. We follow the techniques of [JS], but the result that our maps are diffeomorphisms relies on a local statement for neighborhoods in a simplicial complex, which remains at this time a conjecture.

The measured foliations introduced in [CP] to compactify the Teichmüller space are characterized up to isotopy by a list of five properties. The Hopf differential of our harmonic maps satisfy none of these, a-priori. The connection between Hopf differentials and the Teichmüller theory of ideal hyperbolic complexes also remains at this time unexplored.

The organization of this paper is as follows: In Section 2 we introduce the spaces we are considering and describe the Teichmüller space of complete ideal hyperbolic metrics on them. In Section 3 we construct a finite energy map between two ideal hyperbolic metrics on a given complex X .

Theorem (c.f. Theorem 16). *There exists a map $H \in \mathcal{D}$. That is, $H : (X \setminus S, \sigma) \rightarrow (X \setminus S, \tau)$ with finite energy such that $H|_T$ is a diffeomorphism for each face T of X .*

In Section 4 we construct an energy minimizing map. We first describe a harmonic replacement scheme necessary to achieve sufficient continuity for our main minimization argument. We find minimizing maps by a procedure similar to the construction of [KS] of the solution to the Dirichlet problem. We construct in this section two maps, one minimizing among all maps that respect the simplicial structure of X , and the other among all maps respecting the simplicial structure and whose restrictions to each face is a diffeomorphism, following the strategy of [JS] in the classical setting.

Theorem (c.f. Theorem 27). *There exist energy minimizing mappings $u \in W^{1,2}$ and $u_D \in \overline{\mathcal{D}}$. That is,*

$$E(u) = \inf_{v \in W^{1,2}} E(v),$$

and

$$E(u_D) = \inf_{v \in \overline{\mathcal{D}}} E(v).$$

Moreover both u and u_D are homotopic to the function H constructed in Theorem 16.

In Section 5 we discuss properties of our minimizing maps. In particular, we prove each map is locally Lipschitz continuous (Theorem 29), proper (Theorem 34), and degree 1 (Theorem 35). We show

Theorem (c.f. Theorem 31). *Let $u \in W^{1,2}$ and $u_D \in \overline{\mathcal{D}}$ be the energy minimizing maps constructed in Theorem 27. For any face T of X , the restrictions $u|_T$ and $u_D|_T$ to the interior of T are analytic harmonic maps. Moreover the map u_D is a diffeomorphism on the interior of each face of X .*

We also prove the map $u \in W^{1,2}$ enjoys more boundary regularity.

Theorem (c.f. Theorem 46). *For the minimizing map $u \in W^{1,2}$ and any face T of X , the restriction $u|_T$ to the closed face is analytic up to the boundary.*

Acknowledgments

The authors would like to thank both George Daskalopoulos and Athanase Papadopoulos for suggesting the problem and broader context of the problem, as well as many helpful conversations and suggestions. They also thank Chikako Mese for helpful discussions.

2 Background

2.1 Simplicial Complexes

Definition 1. A *2-dimensional simplicial complex* is a topological space X together with two finite or infinite sets \mathcal{C} and \mathcal{F} that satisfy the following properties:

1. Each $T \in \mathcal{C}$ is a topological triangle. That is, a topological space homeomorphic to a closed 2-dimensional closed disc with three distinguished points on the boundary called vertices. The edges of T are the closed segments of ∂T bounded by two vertices and not containing the third.
2. \mathcal{F} is a maximal collection of homeomorphisms $f : A \rightarrow B$ where $A \subset T$ and $B \subset T'$ are distinct edges of (possibly identical) triangles $T, T' \in \mathcal{C}$ (along with the identity map on each edge of each triangle). For two edges A, B , there should be at most one map $f : A \rightarrow B$ in \mathcal{F} . The collection \mathcal{F} is maximal with respect to two conditions. First, if $f : A \rightarrow B$ is in \mathcal{F} , then so is $f^{-1} : B \rightarrow A$. Second, if $f : A \rightarrow B$ and $g : B \rightarrow C$ are in \mathcal{F} , then so is $g \circ f : A \rightarrow C$.

The elements of \mathcal{F} are called gluing maps.

3. As a topological space, X is the quotient of the disjoint union $\coprod_{\mathcal{C}} T$ of the triangles in \mathcal{C} by the equivalence relation identifying $x \in A$ with $f(x) \in B$ for each $f : A \rightarrow B \in \mathcal{F}$.

Let $\pi : \coprod_{\mathcal{C}} T \rightarrow X$ be the quotient map. The fact that each $f \in \mathcal{F}$ is a homeomorphism and no two maps in \mathcal{F} have the same domain and range implies that π is injective on each edge of each triangle in \mathcal{C} . The image $\pi(T)$ of a triangle $T \in \mathcal{C}$ is called a *face* of X , the image $\pi(e)$ of an edge e of T is called an *edge* of X , and the image $\pi(v)$ of a vertex v of T is called a *vertex* of X .

We will also always impose an orientation on each edge of X . Pulling back by π , this puts an orientation on each edge e of each triangle $T \in \mathcal{C}$ in such a way that the gluing maps $f \in \mathcal{F}$ are orientation-preserving homeomorphisms.

4. X is path connected.
5. X is locally finite. That is, each edge and each vertex is incident to finitely many faces.

Remark 2. A simplicial complex is said to be (*locally*) *1-chainable* if the complement of the vertices, $X \setminus S$, is (locally) connected. By the construction of our complexes, since faces are glued to other faces only along edges (and not at vertices alone), our complexes will satisfy this condition.

Definition 3. A 2-dimensional simplicial complex is *finite* if the number of faces is finite.

We will always assume that our complexes are finite.

Definition 4. Let X be a 2-dimensional simplicial complex. An edge e of X is called *singular* if e is incident to at least three faces. That is, the preimage of e by the quotient map π consists of three or more distinct edges.



Figure 1: 2-dimensional simplicial complexes with (right) and without (left) singular edges

2.2 Metrics

For a 2-dimensional simplicial complex X with a set S of vertices, we want to endow $X \setminus S$ with an ideal hyperbolic metric. This discussion is based on [CP], though our treatment is slightly altered at some points. There is also a discussion of more general metrics in [CP] of metrics, but we will restrict our attention here.

We will take the upper half-plane model of \mathbb{H}^2 , that is $\mathbb{H}^2 = \{z \in \mathbb{C} \mid \text{Im}(z) > 0\} = \{(x, y) \in \mathbb{R}^2 \mid y > 0\}$ with metric

$$ds^2 = \frac{dx^2 + dy^2}{y^2}.$$

We will use the real coordinates (x, y) and the complex coordinate $z = x + iy$ almost interchangeably. We will always view an ideal hyperbolic triangle as the convex hull in \mathbb{H}^2 of points $0, r \in \mathbb{R}_{>0}$, and ∞ . Our standard triangle is the convex hull of $0, 1$, and ∞ , and will be denoted \tilde{T} . Any other triangle is related to \tilde{T} by scaling, i.e. $r\tilde{T}$ is the convex hull of $0, r$, and ∞ .

For each triangle $T \in \mathcal{C}$, choose a diffeomorphism $\phi : T \setminus S \rightarrow \tilde{T}$. Use this ϕ to give coordinates on T , as well as the metric $\phi^* ds^2$. This turns $T \setminus S$ into an isometric copy of the ideal hyperbolic triangle. Henceforth any isometry $\phi : T \setminus S \rightarrow r\tilde{T}$ can be used to give coordinates on T .

Now each edge e of each triangle T is isometric to the real line \mathbb{R} . If there is a gluing map $f : e \rightarrow e'$, we require that this map be an (orientation preserving) isometry. The collection of isometries $\{\phi : T \rightarrow \tilde{T} \mid T \in \mathcal{C}\}$ together with the isometric gluing maps induces a Riemannian metric in each face of $X \setminus S$, which in turn induces a distance metric on $X \setminus S$ in the usual way, via measuring lengths of paths using the Riemannian metrics in faces.

Definition 5. An *ideal hyperbolic structure* or *ideal hyperbolic metric* on $X \setminus S$ is the data of a collection of isometries $\{\phi : T \rightarrow \tilde{T} \mid T \in \mathcal{C}\}$ along with isometric gluing maps $f \in \mathcal{F}$, or equivalently the distance metric on $X \setminus S$ that they induce.

For any triangle $T \in \mathcal{C}$ and any edge e incident to T , there is a preferred isometry $\phi : T \rightarrow \tilde{T}$ that maps the edge e to the line joining 0 and ∞ in \mathbb{H}^2 in an orientation-preserving way (where the line joining 0 and ∞ is oriented towards ∞). If we want to view all the faces incident to a common edge of X at the same time, we use the following model.

Definition 6 (Local model of an edge). Let $e \in X$ be an edge, and let $\{e_1, \dots, e_n\}$ enumerate the preimages of e under the quotient map π . Each edge e_j is an edge of a triangle $T_j \in \mathcal{C}$. For each triangle T_j , choose an isometry $\phi_j : T_j \rightarrow r_j \tilde{T}$ so that

1. ϕ_j maps e_j onto the geodesic joining 0 and ∞ .
2. For $f : e_j \rightarrow e_k \in \mathcal{F}$, $\phi_j|_{e_j} = \phi_k \circ f$.
3. $\max_j r_j = 1$.

Call the collection of isometries $\{\phi_j : T_j \rightarrow r_j \tilde{T}\}$ a *local model* for e .

Remark 7. The maps ϕ_j constituting a local model for an edge depend on the metric of the complex X . Moreover, for a fixed metric, there are two possible local models for a given edge, corresponding to whether e is identified with the geodesic joining 0 and ∞ in an orientation-preserving or orientation-reversing way.

2.2.1 Shift Parameters

For the ideal hyperbolic triangle \tilde{T} , there is a distinguished point, called the center of the triangle. It can be obtained as the unique fixed point of the full isometry group $Isom(\tilde{T}) \cong S_3$, or as the intersection of the three altitudes of the triangle (see Figure 2). For the triangle \tilde{T} , the center is at $\frac{1+\sqrt{3}i}{2}$.

There are also distinguished points on each edge of \tilde{T} . These points are the feet of the altitudes that define the center. For the triangle \tilde{T} these points are i , $1+i$, and $\frac{1+i}{2}$.

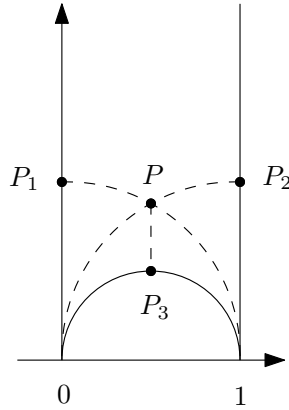


Figure 2: Distinguished points.

Let σ be an ideal hyperbolic structure on $X \setminus S$. Let e be an edge of X and let $\{\phi_j : T_j \rightarrow r_j \tilde{T}\}$ be a local model for e . For two triangles T_j, T_k incident to e , the ratio between r_j and r_k measures the distance along e between the distinguished points on e coming from the two triangles, and parametrizes the ways in which the two triangles can be glued.

Definition 8. The *shift parameter* associated to a gluing map $f : e_j \rightarrow e_k \in \mathcal{F}$ is the real number $\alpha = \alpha_{k,j,e} = \log\left(\frac{r_j}{r_k}\right)$, where r_j and r_k are given by the local model for the edge e .

Before continuing on, let us derive some properties of the shift parameters.

Proposition 9. *Let X be a 2-dimensional simplicial complex and let σ be a hyperbolic structure on $X \setminus S$. Let T_1, T_2, T_3 be three faces sharing an edge e in X , and let $e_i = \pi^{-1}(e) \cap T_i$ be the edge of T_i corresponding to e for $i = 1, 2, 3$. Let $f_{k,j} : e_j \rightarrow e_k \in \mathcal{F}$ be the gluing maps for these three edges and let $\alpha_{k,j}$ be the shift parameter of $f_{k,j}$. Then*

$$\alpha_{1,2} = -\alpha_{2,1}, \quad \alpha_{1,2} + \alpha_{2,3} + \alpha_{3,1} = 0,$$

Proof. Both of these statements follow from expanding the definition of shift parameters and properties of the logarithm. \square

We may now count the dimension of the space of ideal hyperbolic metrics on $X \setminus S$. Fix an edge e of X , and let T_1, \dots, T_k enumerate the faces of X incident to e (with multiplicity). If we specify the shift parameters $\alpha_{j,1,e}$ for $j = 2, \dots, k$, then we can recover $\alpha_{i,j,e}$ for any $1 \leq i, j \leq k$ by Proposition 9. Moreover these $k - 1$ shift parameters are independent.

So for each edge e we have $\deg(e) - 1$ independent shift parameters, where $\deg(e)$ denotes the number of faces incident to e . So in total we have

$$\sum_e \deg(e) - 1 = 3F - E$$

shift parameters. Here $F = |\mathcal{C}|$ denotes the number of faces of X , while $E = |\mathcal{E}|$ is the number of edges. While $\sum_e -1 = -E$ is clear, $\sum_e \deg(e) = 3F$ follows since the left hand side is counting pairs (e, T) where T is a face of X and e is an edge incident to T . Since each triangle has three edges, this sum is $3F$. But not all of these metrics are complete!

2.2.2 Completeness

If X has no singular edges, then $X \setminus S$ is a surface with punctures. It is well known that a hyperbolic metric on a finite type Riemann surface with punctures is complete if and only if the metric at each puncture is that of a cusp. Thus, it seems natural that a metric σ on X will be complete if and only if all the vertices are cusps. In fact this is the content of Proposition 3.2 of [CP].

A hyperbolic cusp can be constructed as the quotient of $\{z \in \mathbb{H}^2 \mid \text{Im}(z) > 1\}$ by the group of translations generated by $z \mapsto z + 1$. The horizontal curves $t \mapsto z_0 + t$ are horocycles centered at ∞ , and after quotienting by translation they become closed curves around the cusp. Thus a hyperbolic puncture is a cusp if and only if it has a neighborhood foliated by closed horocycles. For more details see [T], for instance Proposition 3.4.18.

In order to describe this condition for completeness on the complex X , we first need to define the link of a vertex. The link of a vertex v of X , denoted $\Gamma(v)$, is a graph whose vertices correspond to edges of X incident to v , and whose edges correspond to faces of X incident to v . Two vertices of X are joined by an edge if the corresponding edges of X cobound the corresponding face. It can also be seen that a neighborhood of v in X is

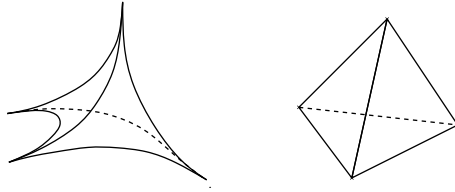


Figure 3: 2-dimensional simplicial complexes with complete (left) and incomplete (right) metrics

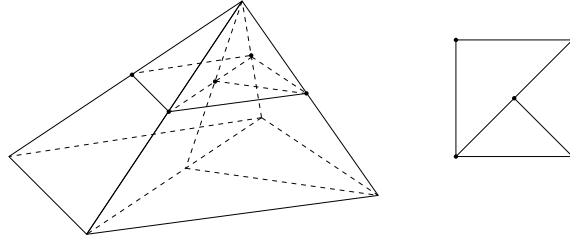


Figure 4: Link of a vertex

homeomorphic to the cone on $\Gamma(v)$, the set $(\Gamma(v) \times [0, 1]) / (\Gamma(v) \times \{0\})$. See for instance Figure 4.

To each vertex z in $\Gamma(v)$ we may associate a sign $\epsilon_z = \pm 1$, where $\epsilon_z = 1$ if the edge e of X corresponding to z is oriented towards v , and $\epsilon_z = -1$ if e is oriented away from v . It is possible that an edge of X will have v at each end. In this case there will be two vertices in $\Gamma(v)$ corresponding to the edge, and ϵ will take value 1 at one of these vertices and -1 at the other.

Let L be a simple closed curve in the graph $\Gamma(v)$ and let us put an orientation on it. The curve L visits a sequence of vertices and edges in $\Gamma(v)$. Say this sequence is $(z_1, f_1, z_2, f_2, \dots, z_\ell, f_\ell, z_{\ell+1} = z_1)$, where each z_j is a vertex in $\Gamma(v)$ corresponding to an edge e_j in X , f_j is an edge in $\Gamma(v)$ corresponding to a face T_j in X , and the endpoints of f_j are z_j and z_{j+1} . We develop the faces T_j into \mathbb{H}^2 as follows.

Let $\phi_1 : T_1 \rightarrow \tilde{T}$ be an isometry so that $\phi_1(e_1)$ is the geodesic joining 0 and ∞ and $\phi_1(e_2)$ is the geodesic joining 1 and ∞ . Inductively choose $\phi_j : T_j \rightarrow r_j \tilde{T}$ so that $\phi_j|_{e_j} = \phi_{j-1}|_{e_j}$ and $\phi_j(e_{j+1})$ is to the right of $\phi_j(e_j)$, for $j = 2, \dots, \ell$. The completeness of the metric restricted to the faces T_1, \dots, T_ℓ is equivalent to the horocycles about ∞ in the developed picture being closed, which in turn means that $\phi_1(e_1)$ must be glued to $\phi_\ell(e_{\ell+1})$ by a pure real (horizontal) translation. This property is captured by the equation

$$\sum_{j=1}^{\ell} \epsilon_j \alpha_{j+1,j} = 0.$$

Here $\alpha_{j+1,j}$ is the shift parameter associated to the gluing map that glues the triangle T_j to the triangle T_{j+1} along the edge e_{j+1} . For more details and a different perspective, see [CP].

Definition 10. Let X be a finite 2-dimensional simplicial complex. The *Teichmüller space* of X , denoted $\mathcal{T}(X)$, is the space of all complete ideal hyperbolic metrics on $X \setminus S$.

There is one such relation for each simple closed curve in the link of each vertex. In the link $\Gamma(v)$ of v , there are many simple closed curves. The fundamental group $\pi_1(\Gamma(v))$ is

free, as $\Gamma(v)$ is a graph, and has rank $\#E(\Gamma(v)) - \#V(\Gamma(v)) + 1$, where $\#E$ and $\#V$ are the number of edges and vertices, respectively, in $\Gamma(v)$. Thus we have $\#E(\Gamma(v)) - \#V(\Gamma(v)) + 1$ independent relations at each vertex. In total we have

$$\sum_v \#E(\Gamma(v)) - \#V(\Gamma(v)) + 1 = 3F - 2E + V$$

relations. Imposing these relations on the $3F - E$ -dimensional space of hyperbolic metrics, we see that the space $\mathcal{T} = \mathcal{T}(X)$ of *complete* ideal hyperbolic metrics on X has dimension $E - V$.

For a complete metric, we can develop all of the faces incident to a given vertex onto the hyperbolic plane simultaneously and consistently.

Definition 11 (Local model of a vertex). Let $v \in X$ be a vertex, and let $\{T_1, \dots, T_n\}$ enumerate the faces of X incident to v (with repetition if v occurs as the vertex of a face more than once). For each face T_j , choose an isometry $\phi_j : T_j \rightarrow r_j \tilde{T}$ so that

1. ϕ_j maps the vertex v to the point at ∞ .
2. For $f : e_j \rightarrow e_k \in \mathcal{F}$, $\phi_j|_{T_j \cap T_k} = \phi_k|_{T_j \cap T_k} + t_k$, for some real (horizontal) translation t_k .
3. $\max_j r_j = 1$.

Call the collection of isometries $\{\phi_j\}$ a *local model* for v .

2.2.3 Curvature

Here we will derive some curvature properties of the ideal hyperbolic metrics we have defined on $X \setminus S$. First of all, let us recall some definitions.

Definition 12. A complete metric space (Y, d) is said to have *curvature bounded from above by κ* if the following conditions are satisfied:

- (i) (Y, d) is a length space. That is, for any two points $P, Q \in Y$, the distance $d(P, Q)$, which for simplicity we will also write as d_{PQ} , is realized as the length of a rectifiable curve γ_{PQ} connecting P to Q . We call such a curve a geodesic.
- (ii) Let $a = \sqrt{|\kappa|}$. Let $P, Q, R \in Y$ (assume $d_{PQ} + d_{QR} + d_{RP} < \frac{\pi}{\sqrt{\kappa}}$ for $\kappa > 0$) with Q_t defined to be the point on the geodesic γ_{QR} satisfying $d_{QQ_t} = td_{QR}$ and $d_{Q_t R} = (1 - t)d_{QR}$. Then we have

$$\cosh(ad_{PQ_t}) \leq \frac{\sinh((1 - t)ad_{QR})}{\sinh(ad_{PQ})} \cosh(ad_{PQ}) + \frac{\sinh(tad_{QR})}{\sinh(ad_{QR})} \cosh(ad_{PR})$$

for $\kappa < 0$,

$$d_{PQ_t}^2 \leq (1 - t)d_{PQ}^2 + td_{PR}^2 - t(1 - t)d_{QR}^2.$$

for $\kappa = 0$, and

$$\cos(ad_{PQ_t}) \geq \frac{\sin((1 - t)ad_{QR})}{\sin(ad_{PQ})} \cos(ad_{PQ}) + \frac{\sin(tad_{QR})}{\sin(ad_{QR})} \cos(ad_{PR})$$

for $\kappa > 0$.

If Y has curvature bounded from above by 0, we also say that this space is *non-positively curved* (NPC). If Y has curvature bounded from above by $\kappa \leq 0$, we also say that Y is a $\text{CAT}(\kappa)$ space.

As a consequence of (ii), geodesics in an NPC space are unique, see for instance [KS]. It is also a well-known fact that if Y is locally compact and NPC, then Y is simply connected. Conversely, if Y is a complete simply connected Riemannian manifold with non-positive sectional curvature, then Y is an NPC space with the length metric induced from the Riemannian metric.

Furthermore, it is known that any $\text{CAT}(\kappa)$ space is also a $\text{CAT}(\ell)$ space for $\ell \geq \kappa$. In particular, $\text{CAT}(-1)$ spaces are NPC.

Proposition 13. *Let σ be a complete ideal hyperbolic metric on $X \setminus S$ as defined in Section 2.2. Then $(X \setminus S, \sigma)$ is a local $\text{CAT}(-1)$ space.*

The proof of this result can be found in [CP], Proposition 1.4. We can actually improve this result as follows:

Proposition 14. *Let σ be a complete ideal hyperbolic metric on X . Let e be an edge of X , and let $\{\phi_j : T_j \rightarrow r_j \tilde{T}\}$ be a local model for e . Then the union*

$$\cup_j \phi_j^{-1} \left\{ z \in r_j \tilde{T} \mid \text{Re}(z) < \frac{r_j}{2} \right\},$$

endowed with the metric of σ , is a $\text{CAT}(-1)$ space.

Proof. Since each face is isometric to an ideal hyperbolic triangle, it is clear that it is a $\text{CAT}(-1)$ space. By [GH], Chapter 10, Corollary 5 and Lemma 9, a union of a finite number of $\text{CAT}(-1)$ spaces glued along a convex set is also $\text{CAT}(-1)$. The choice of $\text{Re}(z) < \frac{r_j}{2}$ avoids any topology in the set. Since the edges of an ideal hyperbolic triangle are convex, the Proposition follows. \square

3 Existence of finite energy maps

3.1 Function spaces

Let σ, τ be complete ideal hyperbolic metrics on $X \setminus S$ as defined in Section 2.2.

Definition 15. A map $u : (X \setminus S, \sigma) \rightarrow (X \setminus S, \tau)$ respects the simplicial structure of X , or is a *simplicial map* if

- $u|_T$ maps T to T for each face T of X , and
- $u|_e$ maps e to e for each edge e of X .

We will consider two classes of maps for the remainder of this paper. The first is

$$W^{1,2} = \{u : (X \setminus S, \sigma) \rightarrow (X \setminus S, \tau) \mid u \text{ is simplicial, and } \forall T \in \mathcal{C}, u|_T \in W^{1,2}(T, T)\}.$$

This class consists of all simplicial maps whose restriction to each face of X is a $W^{1,2}$ map. The second class is

$$\mathcal{D} = \{u \in W^{1,2} \mid \forall T \in \mathcal{C}, u|_T \text{ is a diffeomorphism}\}.$$

This class, motivated by the strategy of [JS] for constructing harmonic diffeomorphisms, is the class of simplicial $W^{1,2}$ maps whose restriction to each face is a diffeomorphism.

We will also require the spaces of functions

$$L^2(X \setminus S, \sigma) = \{f : X \setminus S \rightarrow \mathbb{R} \mid \sum_{T \in \mathcal{C}} \int_T f^2 < \infty\},$$

and

$$W^{1,2}(X \setminus S, \sigma) = \{f \in L^2(X \setminus S, \sigma) \mid \forall T \in \mathcal{C}, f|_T \in W^{1,2}(T)\}.$$

In all cases, if A is one of the classes defined above, \overline{A} denotes the closure of A with respect to weak convergence.

3.2 Existence

The goal of this section is to produce a map in $W^{1,2}$, i.e. a finite energy simplicial map from $(X \setminus S, \sigma)$ to $(X \setminus S, \tau)$. In fact we will produce a map in \mathcal{D} .

Recall that if (X^m, g) and (Y^n, h) are Riemannian manifolds, we define the energy of a smooth map $f : X \rightarrow Y$ as

$$E(f) := \int_X |\nabla f|^2 d\mu,$$

where

$$|\nabla f|^2(x) = \sum_{i,j=1}^n \sum_{\alpha,\beta=1}^m g^{\alpha\beta}(x) h_{ij}(f(x)) \frac{\partial f^i}{\partial x^\alpha} \frac{\partial f^j}{\partial x^\beta}$$

with x^α and f^i the local coordinate systems around x and $f(x)$ respectively. $|\nabla f|^2$ is called the energy density.

Each face of X , endowed with either metric σ or τ , can be identified with the ideal hyperbolic triangle \tilde{T} in an isometric way. Using this identification, a map $f : X \rightarrow X$ restricted to a face $T \in \mathcal{C}$ can be viewed as a map $f|_T : \tilde{T} \rightarrow \tilde{T}$. We can use the coordinates on \tilde{T} as well as its hyperbolic metric to compute the energy $E(f|_T)$ of the map f on the face T . The total energy of $f : X \rightarrow X$ is the sum over all the faces of X , namely

$$E(f) = \sum_{T \in \mathcal{C}} E(f|_T).$$

Theorem 16. *There exists a map $H \in \mathcal{D}$. That is, $H : (X \setminus S, \sigma) \rightarrow (X \setminus S, \tau)$ with finite energy such that $H|_T$ is a diffeomorphism for each face T of X .*

Proof. The biggest difficulty in constructing such a finite energy map is controlling the energy of the map around the punctured vertices of X . Indeed, let v be a vertex of X , $\Gamma(v)$ its link and $N(v)$ a neighborhood of v homeomorphic to a cone on $\Gamma(v)$ and foliated by horocycles. If the energy of a map in $N(v)$ is finite for all $v \in S$, then we can extend the map to all of X more easily since $X \setminus (\cup_{v \in S} N(v))$ is compact.

Also note that, since the complexes are finite and the volume of each face is equal to π , the volume of $N(v)$ is finite for each $v \in S$ (in fact the volume of $X \setminus S$ is finite). Thus, any map with bounded energy density will have finite energy.

Fix $v \in S$. Let $\{\phi_{j,\sigma} : T_j \rightarrow r_{j,\sigma} \tilde{T}\}$ be a local model for v with respect to the metric σ , and similarly $\{\phi_{j,\tau} : T_j \rightarrow r_{j,\tau} \tilde{T}\}$ for the metric τ . Consider the neighborhoods

$N_*(v) = \{\phi_{j,*}^{-1}(z) \in r_{j,*}\tilde{T} \mid \text{Im}(z) > 2\}$ for metrics $* = \sigma, \tau$. Map $N_\sigma(v)$ to $N_\tau(v)$ as follows: for $x \in N_\sigma(v) \cap T_j$, define

$$H_v(x) = \phi_{j,\tau}^{-1}(\phi_{j,\sigma}(x)).$$

By definition of the local models of vertices, the map H_v is well defined on $N_\sigma(v)$. Note also that this map is a smooth diffeomorphism on the interior of each $N_\sigma(v) \cap T_j$ and injective on the intersection of each edge with $N_\sigma(v)$. In the coordinates defined by the local models, the map $H_v|_{T_j}$ is simply the identity, whose energy density is 2. Hence the energy of H_v on $N_\sigma(v)$ is finite, as there are finitely many faces incident to v .

Now define H_w in $N_\sigma(w)$ for each vertex w in X . The neighborhoods $N_\sigma(w)$ were chosen so that neighborhoods of distinct vertices do not intersect. Since there are finitely many vertices, we have used only finitely much energy in our construction thus far. We will initially define our map H to coincide with H_v on $N_\sigma(v)$ for each vertex v , but may later modify it near the horocyclic boundaries of these neighborhoods.

Let us now extend this map to the compact remainder of X . Fix an edge e with endpoints v and w . On $e \cap N_\sigma(v)$ let $H = H_v$ and on $e \cap N_\sigma(w)$ let $H = H_w$. On the remaining segment of e define H so that $H|_e$ is a smooth diffeomorphism. Do the same construction on each edge of X .

Now let $X' \subset X$ be a compact subset of X so that for each triangle T_j , $X' \cap T_j$ is convex with respect to the metric τ , with smooth boundary consisting of segments of edges of T_j and curves within the neighborhoods $N_\tau(v)$ around the vertices of T_j . See for example Figure 5. To construct X' , let's work in the ideal triangle \tilde{T} . First note that the edges of \tilde{T} are geodesic and hence convex. We connect the edges meeting at the point 0 smoothly by a convex curve. We may move this curve to the other punctures by a Möbius transformation. By choosing these connecting curves to be close enough to the punctures, when we put them into T_j by ϕ_j^{-1} the curves will lie in the neighborhoods $N_\tau(v)$ and their endpoints will match with the other faces sharing an edge.

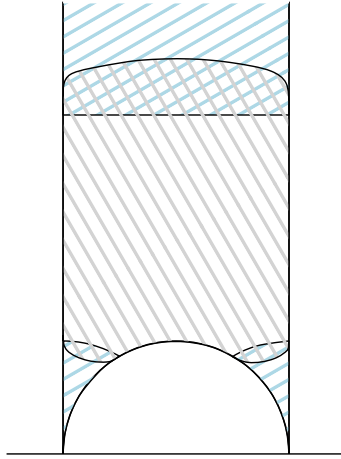


Figure 5: C^∞ convex set containing a hexagon

Let γ be a curve in $X \cap T_j$ so that $H(\gamma) = \partial(X' \cap T_j)$. Since H is only defined along edges and the neighborhoods $N_\sigma(v)$ so far, the curve γ must lie in segments along the edges of T_j as well as curves in the neighborhoods $N_\sigma(v)$. On the edges and on these

neighborhoods H is a smooth diffeomorphism, so γ is a smooth curve bounding a compact region $\Omega_j \subset T_j$ and $H|_\gamma$ is a smooth diffeomorphism of γ onto $\partial(X' \cap T_j)$.

Construct the solution $H_j : \Omega_j \rightarrow X' \cap T_j$. That is, H_j is a harmonic map with $H_j|_\gamma = H|_\gamma$. By Proposition 1 of [JS], the map H_j is a diffeomorphism on the interior of Ω_j . Now on the interior of the face T_j we define H to coincide with H_j inside Ω_j and to coincide with H_v in $N_\sigma(v) \setminus \Omega_j$ for each vertex v of T_j . Note that this redefines H on a small part of the neighborhoods $N_\sigma(v)$. We can make this definition on each face of X , and since we have already fixed the values of H on the edges of X , the map H is continuous.

On the face T_j , the map H coincides with H_v on a neighborhood of the vertex v , so its energy near the punctures is finite. On Ω_j the map is harmonic and certainly has finite energy there. Since there are finitely many faces in X , the map H has finite energy in total.

In the face T_j , H is a diffeomorphism on the interior of Ω_j and on the interior of each $N_\sigma(v) \setminus \Omega_j$, but it may fail to be differentiable over $\partial\Omega_j$. But using Theorem 1.2 of [IKO], we know that we can approximate this map by diffeomorphisms with energy bounded by the energy of H in $W^{1,2}$. Making this approximation in each face, we have a finite energy map with all of the desired properties. \square

4 Existence of minimizing maps

In this section, we will show the existence of two maps from $(X \setminus S, \sigma)$ to $(X \setminus S, \tau)$, one of which minimizes energy among the class $W^{1,2}$ of finite energy simplicial maps, and the other minimizes energy on the class \mathcal{D} of maps that are a diffeomorphism on each face of X .

In order to achieve sufficient regularity in our minimization scheme, we will have to do a harmonic replacement argument. We will first describe our harmonic replacement scheme. We will use Proposition 1 of [JS], so we will need some convex sets with smooth boundary in the target.

We construct a sequence of sets X_n in the same way as the set X' from the proof of Theorem 16, so that for each n , $X_n \cap T_j$ is convex with smooth boundary in T_j for each face T_j of X . We also require $X_n \subset X_{n+1}$ and $\cup_{n=1}^\infty X_n = X \setminus S$. These sets X_n can be constructed for either the domain or the target metric.

Before we proceed we'll need some preliminary results.

Lemma 17. *Let $G \in W^{1,2}$ be given. Let $\{u_k\}_k \subset W^{1,2}$ be an L^2 Cauchy sequence with $u_k \equiv G$ on $X \setminus X_n$ for each k . Suppose the energies of u_k are uniformly bounded. Then the sequence converges in L^2 to a function $u \in W^{1,2}$ with $u \equiv G$ on $X \setminus X_n$.*

Proof. Let $\{u_k\}_k \subset W^{1,2}$ be an L^2 Cauchy sequence with uniformly bounded energies. Recall the definition (c.f. [KS]) of the L^2 distance between maps from $(X \setminus S, \sigma)$ to $(X \setminus S, \tau)$:

$$d^2(u, v) = \sum_{T \in \mathcal{C}} \int_T d_\tau^2(u(x), v(x)) d\mu_\sigma(x).$$

We know that the space of L^2 maps from \tilde{T} to itself is a complete metric space. Since the sequence $u_{k,j} = u|_{T_j}$ is L^2 -Cauchy, it converges to a function $u_{0,j} : T_j \rightarrow T_j$. Define

$$u(x) = u_{0,j}(x), \quad x \in T_j.$$

In order to define u at the boundary of $T_{j,n}$ we'll use Theorem 1.12.2 of [KS]. It states that each $u_{k,j}|_{\partial T_j}$ is a well-defined map in $L^2(\partial T_j, X \setminus S)$. Moreover, since the energy of $u_{k,j}$ is bounded uniformly in k , the sequence $u_{k,j}|_{\partial T_j}$ converges in $L^2(\partial T_j, X \setminus S)$ to $u_{0,j}|_{\partial T_j}$. Since for faces T_j, T_ℓ meeting at an edge e we have $u_{k,j}|_e = u_{k,\ell}|_e$, the same remains true in the limit. That is, $u_{0,j}|_e = u_{0,\ell}|_e$, so the map u is continuous over the edges of X .

Since each u_k satisfies $u_k \equiv G$ on $X \setminus X_n$, the same is true for u . And since the energy is a lower semi-continuous function (c.f. [KS], Theorem 1.6.1), the L^2 limit u of the sequence u_k is in $W^{1,2}$. \square

Theorem 18. (Poincaré inequality for complexes). *Let K be a bounded connected compact subset of X and $f \in W^{1,2}(X \setminus S, \sigma)$ with compact support in K . Then, there exists a constant C only depending on K and X such that*

$$\int_K u^2 d\mu_\sigma \leq C \int_K |\nabla u|^2 d\mu_\sigma.$$

The proof of this Theorem can be found in [DM3], Theorem 2.6.

4.1 Harmonic Replacement

Here we will construct harmonic maps on compact subsets of $X \setminus S$ to use in our later arguments.

Theorem 19. *Given $G \in W^{1,2}$ and a compact set X' where $X' \cap T$ is convex with smooth boundary in T for each face T , there exists $u \in W^{1,2}$ minimizing energy among all maps $v \in W^{1,2}$ with $v \equiv G$ on $X \setminus G^{-1}(X')$.*

Proof. Consider the class of maps $W_G^{1,2}$ of maps $u \in W^{1,2}$ with $u \equiv G$ on $X \setminus G^{-1}(X')$. We suppress the dependence of $W_G^{1,2}$ on the set X' in the notation. Let $\{v_k\} \subset W_G^{1,2}$ be an energy minimizing sequence.

First replace v_k with u_k , where $u_k = v_k = G$ on $X \setminus G^{-1}(X')$, and for each face T , u_k solves the Dirichlet problem on $T \cap G^{-1}(X')$ with boundary data given by v_k . As u_k solves a Dirichlet problem where it doesn't coincide with v_k , the energy of u_k is no more than the energy of v_k , and u_k also lies in $W_G^{1,2}$ so it is also a minimizing sequence.

We will now show that $\{u_k\}$ is an L^2 -Cauchy sequence. Define $u_{k,\ell}(x)$ to be the midpoint of the geodesic joining $u_k(x)$ and $u_\ell(x)$. Note that $u_{k,\ell}$ is well defined. If x lies in the interior of a face T , then since $u_k(x), u_\ell(x) \in T$ and T is NPC, there exists a unique geodesic joining these two points and therefore $u_{k,\ell}$ is well defined. If x lies in an edge e , $u_k(x)$ and $u_\ell(x)$ also lie in that edge and therefore $u_{k,\ell}(x) \in e$ since edges are geodesics. Finally, it is clear that $u_{k,\ell} = G$ on $G^{-1}(X')$ since both u_k and u_ℓ do. It is also easy to check that $u_{k,\ell} \in L^2$.

From [KS] we have equation (4.1):

$$2E(u_{k,\ell}) \leq E(u_k) + E(u_\ell) - \frac{1}{2} \int_{G^{-1}(X_n)} |\nabla d_\sigma(u_k, u_\ell)|^2 \leq 2K. \quad (4.1)$$

Since $\{u_k\}$ is a minimizing sequence, from (4.1) we see that

$$\lim_{i,j \rightarrow \infty} \int_{X_n} |\nabla d_\sigma(u_i, u_j)|^2 = 0.$$

Since $d_\sigma(u_k, u_\ell) \in W^{1,2}(X \setminus S, \sigma)$ with compact support (Theorem 1.12.2 [KS]), we can use the Poincaré inequality of Theorem 18 and therefore the sequence $\{u_k\}$ is an L^2 -Cauchy sequence. Moreover the energies of u_k are uniformly bounded by $E(u_k) \leq E(G)$. Thus, by Lemma 17, $\{u_k\}$ converges to a function $u \in W_G^{1,2}$.

By semicontinuity of the energy,

$$E(u) \leq \liminf_k \overline{E}(u_k) = \inf_{v \in W_G^{1,2}} E(v).$$

Since $u \in W_G^{1,2}$, we have $E(u) = \inf_{v \in W_G^{1,2}} E(v)$ as desired. □

A similar prove yields the same result for maps in the class $\overline{\mathcal{D}}$.

Theorem 20. *Given $G \in \mathcal{D}$ and a compact set X' as in Theorem 19, there exists $u \in \overline{\mathcal{D}}$ minimizing energy among all maps in $v \in \overline{\mathcal{D}}$ with $v \equiv G$ on $G^{-1}(X')$. Moreover, for each face T , the restriction of u to the interior of $T \cap G^{-1}(X)$ is a harmonic diffeomorphism.*

Proof. Consider the class \mathcal{D}_G of maps $u \in \mathcal{D}$ with $u \equiv G$ on $G^{-1}(X')$ (again suppressing the dependence on X' in the notation). Let $\{v_k\} \subset \overline{\mathcal{D}}_G$ be an energy minimizing sequence. We may in fact assume that $v_k \in \mathcal{D}_G$ by an approximation argument, as in Theorem 1.2 of [IKO].

As in the proof of Theorem 19, replace v_k by u_k , where $u_k = v_k = G$ on $G^{-1}(X')$ and for each face T , u_k solves the Dirichlet problem on $T \cap G^{-1}(X')$ with boundary data given by v_k . Since $T \cap X'$ is convex in the target metric with smooth boundary and the boundary values given by G are a homeomorphism, Proposition 1 of [JS] implies that u_k restricted to the interior of $T \cap G^{-1}(X')$ is a harmonic diffeomorphism.

The remainder of the proof of Theorem 19 proves that the sequence u_k constructed in this proof converges in L^2 to a function $u \in W_G^{1,2}$ with $E(u) = \inf_{v \in \mathcal{D}_G} E(v)$.

Moreover, since energy bounded sequences of $W^{1,2}$ are sequentially weakly compact, u is the weak $W^{1,2}$ limit of functions in \mathcal{D}_G , we have $u \in \overline{\mathcal{D}}_G$.

For each face T , the map u restricted to the interior of $T \cap G^{-1}(X')$ is a limit of harmonic diffeomorphisms, and hence harmonic. Since it is harmonic with respect to its own boundary values, and those boundary values are monotonic (as a limit of diffeomorphisms), the restriction of u to the interior of $T \cap G^{-1}(X')$ is a harmonic diffeomorphism, by Theorem 5.1.1 of [J1]. □

Proposition 21. *The energy minimizing maps in $W_G^{1,2}$ and $\overline{\mathcal{D}}_G$ constructed in the previous theorems are homotopic to G .*

Proof. Recall that any two continuous maps whose target is an NPC space are homotopic by geodesic homotopy. That is, for maps u_0 and u_1 , connect $u_0(x)$ and $u_1(x)$ by the unique geodesic, and let $u_t(x)$ be the point a fraction t of the way along this geodesic. The homotopy u_t connects the maps u_0 and u_1 .

Since all maps involved are simplicial, and each open face and each edge of X is NPC, the restrictions of u and G to each face and each edge are homotopic. Furthermore these homotopies are all compatible. □

4.2 Local Regularity

Here we will establish enough regularity for the harmonic replacements constructed above so that we may use it in our global construction.

For a point $p_0 \in (X \setminus S, \sigma)$, let $\text{st}(p_0)$ denote the union of all closed faces containing p_0 . We will always assume that a ball centered at p_0 is contained in $\text{st}(p_0)$. There are two types of balls in $X \setminus S$ that we will consider, and we may take Euclidean balls since the hyperbolic metric in the triangle \tilde{T} is conformally Euclidean.

- (i) If p_0 lies in the interior of a face T , let $\phi : T \rightarrow \tilde{T}$ be an isometry. Take the Euclidean ball $B_r(\phi(p_0))$, a topological disk.
- (ii) If p_0 lies on an edge e , let $\{\phi_j : T_j \rightarrow r_j \tilde{T}\}$ be a local model for e . If there are N faces incident to e (with multiplicity) then take the N Euclidean half discs $B_r(\phi_j(p_0)) \cap r_j \tilde{T}$ identified along their common boundary diameter.

Theorem 22. *Let $p_0 \in e$ be a point in an edge of $(X \setminus S, \sigma)$, and let $u : B_r(p_0) \rightarrow (X \setminus S, \tau)$ be minimizing among maps that map $e \cap B_r(p_0)$ to e and $T_j \cap B_r(p_0)$ to T_j for each face T_j , and have the same trace on $\partial B_r(p_0)$. For local models $\{\phi_{j,\alpha} : T_j \rightarrow r_{j,\alpha} \tilde{T}\}$ for e with respect to the metrics $\alpha = \sigma, \tau$, let $f_j = f_j^1 + i f_j^2 = \phi_{j,\tau} \circ u \circ \phi_{j,\sigma}^{-1}$ represent $u|_{T_j \cap B_r(p_0)}$ in coordinates. Define the Hopf differential*

$$\varphi_j = \left(\left| \frac{\partial f_j}{\partial x} \right|^2 - \left| \frac{\partial f_j}{\partial y} \right|^2 - 2i \left\langle \frac{\partial f_j}{\partial x}, \frac{\partial f_j}{\partial y} \right\rangle \right) dz^2.$$

Then φ_j is holomorphic in the interior of $T_j \cap B_r(p_0)$, and moreover for all y where defined,

$$\text{Im} \sum_{j=1}^N \varphi_j(iy) = 0.$$

The vanishing of the Hopf differential is a well-known fact for harmonic maps, and the proof of the balancing formula can be found in [DM1], Theorem 3.9.

Theorem 23. *If $u : B_r(p_0) \rightarrow (X \setminus S, \tau)$ is minimizing in the same sense as in the previous Theorem, then with respect to the Euclidean metric in $B_r(p_0)$, for each $j = 1, \dots, N$,*

$$\left| \frac{\partial f_j}{\partial y} \right|^2 (\bar{x} + i\bar{y}) \leq \frac{2}{\pi r^2} E(u) \quad \text{and} \quad \left| \frac{\partial f_j}{\partial x} \right|^2 (\bar{x} + i\bar{y}) \leq \frac{2N+2}{\pi r^2} E(u),$$

where r is no more than the distance from (\bar{x}, \bar{y}) to $\partial B_{1,N}$.

The proof of this theorem can also be found in [DM1], Theorem 3.10.

Remark 24. The proof of Theorem 22 relies on a domain variation argument involving precomposing the map with a diffeomorphism of the domain. Hence the result also applies if we require the map u minimizes among diffeomorphisms (i.e. in the class \mathcal{D}). The proof of Theorem 23 relies only on the harmonicity of the map on the interior of each half disc and the results of Theorem 22, so this result too applies if we require the map u minimizes among diffeomorphisms.

Theorem 25. Let $G \in W^{1,2}$, $X' \subset (X \setminus S, \tau)$ compact as in Theorem 19, and let $u \in W^{1,2}$ be the energy minimizing map constructed in Theorem 19. Let V be a compact subset in the interior of $G^{-1}(X')$. For a face T and a point $p \in V \cap T$, let $\phi : T \rightarrow \tilde{T}$ be an isometry that sends p to the left of the line $\{\frac{1}{2} + is \mid s > 0\}$ and above the horocycle $\{s + i\frac{\sqrt{3}}{2} \mid 0 \leq s \leq 1\}$. Let $q = q(p) \in \{is \mid s \geq 1\}$ be the point closest to $\phi(p)$ with respect to the Euclidean distance in \tilde{T} . Let $\rho = \frac{\sqrt{5}-1}{2}$ and assume the Euclidean ball of center q and radius ρ , intersected with \tilde{T} lies in the interior of $\phi(G^{-1}(X'))$ for every $p \in V$. Then there is a constant C_T depending only on $V \cap T$ so that

$$|\nabla u|^2 \leq C_T E(u)$$

with respect to the hyperbolic metric in $V \cap T$. As a result, u is Lipschitz continuous in V , with Lipschitz constant depending only on V and the energy of u .

Proof. First note that for any $p \in T$, the map ϕ always exists, since the three possible horocyclic neighborhoods of the punctures that we might consider cover \tilde{T} (see Figure 6). Let d_e denote the Euclidean distance in \tilde{T} .

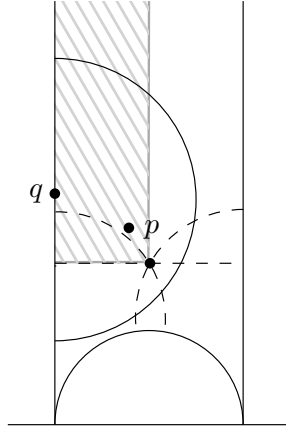


Figure 6: Location of $\phi(p)$ and q in $\phi(V \cap T)$

Consider a ball B around the point $\phi^{-1}(q)$ so that $\phi(B \cap T) = B_\rho(q) \cap \tilde{T}$, where $B_\rho(q)$ is the Euclidean ball. The Euclidean distance from $\phi(p)$ to $\partial B_\rho(q)$ is at least some positive distance δ . Since u is minimizing in B we may apply Theorem 23 to obtain

$$|\nabla u|^2(p) = \left| \frac{\partial u}{\partial x} \right|^2(p) + \left| \frac{\partial u}{\partial y} \right|^2(p) \leq C \int_B |\nabla u|^2 d\mu \leq E(u).$$

But this estimate is with respect to the Euclidean metric in $B_\rho(q)$. If $\phi(p) = x + iy$ in coordinates, then with respect to the hyperbolic metric we get

$$|\nabla u|^2(p) \leq Cy^2 E(u).$$

Since V is compact, there is a maximum value of y that occurs for points in $V \cap T$. So there is a constant C_T so that $|\nabla u|^2 \leq C_T E(u)$ over all of $V \cap T$.

Taking a maximum over all the faces of X , we see that $|\nabla u|^2$ can be bounded on all of V by some constant times the energy of u . Since the energy density dominates the partial derivatives, this gives a Lipschitz bound depending only on V and the energy of u . \square

Remark 26. The same proof also hold for the energy minimizing map constructed in Theorem 20.

4.3 Global Existence

Now we may prove the global existence theorem.

Theorem 27. *There exist energy minimizing mappings $u \in W^{1,2}$ and $u_D \in \overline{\mathcal{D}}$. That is,*

$$E(u) = \inf_{v \in W^{1,2}} E(v),$$

and

$$E(u_D) = \inf_{v \in \mathcal{D}} E(v).$$

Moreover both u and u_D are homotopic to the function H constructed in Theorem 16.

Proof. The proofs for $W^{1,2}$ and for \mathcal{D} are essentially the same, so we will do them simultaneously. In the case of \mathcal{D} , if we choose a minimizing sequence $\{u_k\}$ in $\overline{\mathcal{D}}$ we can approximate by $v_k \in \mathcal{D}$, and since energy is lower semi-continuous this implies $\inf_{v \in \mathcal{D}} E(v) = \inf_{v \in \overline{\mathcal{D}}} E(v)$. So when we take a minimizing sequence in a moment, we may take the sequence in \mathcal{D} .

Let A be either the space $W^{1,2}$ or \mathcal{D} , and let $\{u_k\} \subset A$ be an energy minimizing sequence. That is,

$$E(u_k) \searrow \inf_{v \in A} E(v).$$

Each u_k has energy bounded by $E(u_1)$, and by the argument in Proposition 21 each u_k is homotopic to H .

Let X_n be a compact exhaustion of $(X \setminus S, \sigma)$ and X'_n a compact exhaustion of $(X \setminus S, \tau)$ as described in the beginning of this section. In particular, for each face T of X , $X'_n \cap T$ should be convex with smooth boundary in T with respect to the metric τ . We will do a harmonic replacement on the sequence u_k using Theorems 19 and 20.

Fix a map u_k in the minimizing sequence to play the role of G in the statement of either Theorem 19 or Theorem 20. Choose $m = m(k)$ large enough so that $K_k \subset u_k^{-1}(X'_m)$ can play the role of V in Theorem 25. For $G = u_k$ and $X' = X'_m$, let v_k be the map produced by Theorem 19 if $A = W^{1,2}$, or by Theorem 20 if $A = \mathcal{D}$. Since v_k solves a Dirichlet problem where it doesn't coincide with u_k , $E(v_k) \leq E(u_k)$ and so v_k is also a minimizing sequence, and still homotopic to H by Proposition 21.

In order to show existence of an energy minimizing map in $W^{1,2}$ we'll use the Arzelà-Ascoli Theorem and a diagonal argument. Arzelà-Ascoli states that a sequence of maps from a compact metric space to a complete metric space is relatively compact by the uniform norm if and only if the sequence is equicontinuous and pointwise bounded. We first establish equicontinuity.

Since each v_k is energy minimizing in X_k (with respect to its boundary values and the class of maps A), it is certainly energy minimizing in X_1 . The set $X_1 \subset X_k \subset u_k^{-1}(X'_m(k))$ is small enough to play the role of V in Theorem 25, so we apply this Theorem to show that v_k is Lipschitz continuous in X_1 , with Lipschitz constant depending only on X_1 and the energy of v_k , which is bounded by $E(u_1)$. Hence the sequence v_k is uniformly (in k) Lipschitz inside of X_1 , and hence equicontinuous in X_1 .

To see that $\{v_k\}$ is pointwise bounded in X_1 we must show for every $x_0 \in X_1$ that there exists $y_0 \in X \setminus S$ and $R > 0$ independent of k so that $d_\tau(v_k(x_0), y_0) \leq R$. Suppose

for contradiction that for some $x_0 \in X_1$ the sequence $\{v_k(x_0)\}$ is not pointwise bounded, so there is a subsequence $\{v_{k_\ell}(x_0)\}$ such that $v_{k_\ell}(x_0)$ escapes to a punctured vertex of X . The point x_0 lies in some face T , which we identify with the ideal hyperbolic triangle via an isometry $\phi : T \rightarrow \tilde{T}$. Without loss of generality we may assume that $\phi(v_{k_\ell}(x_0))$ escapes to the point at ∞ .

Let e be the edge opposite ∞ , the hyperbolic geodesic joining 0 and 1. Fix $x_1 \in \phi^{-1}(e) \cap X_1$. Since the sequence v_{k_ℓ} is uniformly Lipschitz continuous in X_1 we have

$$\begin{aligned} d(\phi(v_{k_\ell}(x_0)), e) &= \inf_{y \in e} d(\phi(v_{k_\ell}(x_0)), y) \\ &\leq d_\tau(\phi(v_{k_\ell}(x_0)), \phi(v_{k_\ell}(x_1))) \\ &\leq Cd_\sigma(x_0, x_1). \end{aligned}$$

Here we have used d_α to denote the hyperbolic distance function T with respect to a metric $\alpha = \sigma, \tau$. Since $d(\phi(v_{k_\ell}(x_0)), e)$ is uniformly bounded in ℓ , it cannot have escaped to ∞ as we supposed, a contradiction. Hence the sequence $\{v_k\}_k$ is pointwise bounded in X_1 as desired.

Now we know $\{v_k\} \subset A$ is equicontinuous and pointwise bounded in X_1 . By the Arzelà-Ascoli Theorem, there exist a subsequence $\{v_{1,k}\}$ that converges uniformly on compact sets of X_1 . Repeating the argument and construction above we find that there exists a further subsequence $\{v_{2,k}\}$ that converges uniformly on compact subsets of X_2 . And in fact, for each ℓ , we find a subsequence $\{v_{\ell,k}\}_k$ of $\{v_{\ell-1,k}\}_k$ that converges uniformly on compact subsets of X_ℓ . We take the diagonal subsequence $\{v_{k,k}\}$, and this converges uniformly on all compact subsets of $X \setminus S$ to a continuous function $u \in \overline{A}$. Since the convergence is uniform in compact subsets of $X \setminus S$, u is also homotopic to H .

Finally, note that by lower semi-continuity of the energy,

$$E(u) \leq \lim_{k \rightarrow \infty} E(u_k) = \inf_{v \in A} E(v).$$

Thus $E(u) = \inf_{v \in A} E(v)$ as desired. \square

Although, the analytic techniques of both [SY] and [JS] appear too sensitive to apply near the noncompact punctures and singular edge of $X \setminus S$, we nonetheless believe that the analogous statement about harmonic diffeomorphisms holds in this setting.

Conjecture 28. *The maps $u \in W^{1,2}$ and $u_D \in \overline{\mathcal{D}}$ coincide. In other words, the restriction $u|_T$ of u to any face T of X is a diffeomorphism.*

5 Properties of minimizing maps

In this section we will collect various properties of the minimizing map we constructed in Section 4.3. First, we see that our map is locally Lipschitz. The same proof as for Theorem 25 proves the following:

Theorem 29. *Let $u \in W^{1,2}$ and $u_D \in \overline{\mathcal{D}}$ be the energy minimizing maps constructed in Theorem 27. Then in any compact subset V of $X \setminus S$ there is a constant C depending only on V so that*

$$|\nabla u|^2(p) \leq CE(u) \quad \text{and} \quad |\nabla u_D|^2(p) \leq CE(u_D)$$

in V . As a result u and u_D are locally Lipschitz continuous, with Lipschitz constant at a point $p \in X \setminus S$ depending only on the energy of u (resp. u_D) and the distance of p from the center of any face in which p lies.

Remark 30. For a face T of X and an isometry $\phi : T \rightarrow \tilde{T}$, let $f = \phi \circ u \circ \phi^{-1}$ represent $u|_T$ in coordinates. Then in the set $\{z \in \tilde{T} \mid \text{Im}(z) \geq 1\}$, the proof of Theorem 25 witnesses that the Euclidean norm of ∇f , denoted $|\nabla f|_e^2$ satisfies

$$|\nabla f|_e^2 \leq CE(u).$$

The same is true replacing the map u by the map u_D .

In fact, these maps are much more regular in the interior of each face.

Theorem 31. *Let $u \in W^{1,2}$ and $u_D \in \bar{\mathcal{D}}$ be the energy minimizing maps constructed in Theorem 27. For any face T of X , the restrictions $u|_T$ and $u_D|_T$ to the interior of T are analytic harmonic maps. Moreover the map u_D is a diffeomorphism on the interior of each face of X .*

Proof. Fix a face T and an isometry $\phi : T \rightarrow \tilde{T}$, and let f, f_D represent u, u_D in these coordinates. For any disc D in the interior of \tilde{T} , the maps f and f_D are both in Lipschitz (c.f. Theorem 29), so they have well defined boundary values on ∂D . Since both f and f_D minimize energy in D with respect to their own boundary values, they must be harmonic in D . It is well known that harmonic maps between analytic manifolds are analytic in the interior, see for instance [M], Theorem 6.8.1.

To show the map f_D is a diffeomorphism in the interior of \tilde{T} we argue as in [JS], Theorem 1. Consider the minimizing sequence v_k constructed in the proof of Theorem 27, after the harmonic replacement has been performed. Let $f_k : \tilde{D} \rightarrow \tilde{T}$ represent the map $v_k|_T$. Fix a disc D in the interior of \tilde{T} , and fix k_0 so that $D \subset X_{k_0}$. Since each f_k is a harmonic diffeomorphism in D for $k > k_0$, since the convergence of f_k to f_D is uniform on D , the limit is also a harmonic diffeomorphism inside D . Now f_D is a local diffeomorphism, and combining this with the result below (Theorem 35) that f_D has degree 1, f_D is a diffeomorphism on \tilde{T} . \square

We now collect some topological properties satisfied by both u and u_D , namely that these maps are proper and have degree 1. First, though, we state the following version of the Courant-Lebesgue Lemma, the proof of which can be found in [J1], Lemma 3.1.1.

Lemma 32. *Let D be the unit disc in the plane, $x_0 \in D$, N a Riemannian manifold with distance function d , and let $\delta < 1$. Let $u \in W^{1,2}(D, N)$. Suppose $\partial B(x_0, r) \cap D$ is connected for all $r \in (\delta, \sqrt{\delta})$. Then there exists some $r \in (\delta, \sqrt{\delta})$ for which $u|_{\partial B(x_0, r) \cap D}$ is absolutely continuous and*

$$d(u(x_1), u(x_2)) \leq \left(\frac{8\pi K}{\log 1/\delta} \right)^{1/2},$$

for all $x_1, x_2 \in \partial B(x_0, r) \cap D$.

Before we can show that the maps u, u_D are proper on the whole complex, we first show they are proper on each edge of the complex.

Proposition 33. *Let $u \in W^{1,2}$ and $u_D \in \overline{\mathcal{D}}$ be the energy minimizing maps constructed in Theorem 27. For each edge e of X , both $u|_{e \setminus S}$ and $u_D|_{e \setminus S}$ are proper and surjective.*

Proof. We will show that if a sequence of points on an edge escapes to a puncture, then the image of that sequence escapes to the same puncture. We will state the proof for the map u , but the same argument holds, word for word, for the map u_D .

Fix an edge e of X and let $p_n \in e$ be a sequence escaping to a punctured vertex v . Choose a face T of X incident to e and identify T with the ideal hyperbolic triangle \tilde{T} so that v is identified with the point at ∞ . Let $f : \tilde{T} \rightarrow \tilde{T}$ represent $u|_T$ in these chosen coordinates. Extend f to a neighborhood of the vertical boundaries of \tilde{T} , e.g. by using values of u on adjacent faces of X , or by setting f to be constant on horizontal rays emanating out of \tilde{T} .

Now the sequence p_n is identified with a sequence $z_n = iy_n \in \mathbb{C}$ with $y_n \rightarrow \infty$. We first claim that there is an unbounded sequence $\tilde{z}_n = i\tilde{y}_n$ whose image under f is unbounded and satisfies $d_e(z_n, \tilde{z}_n) < \frac{1}{2}$, where d_e denotes the Euclidean distance function in \mathbb{C} .

Indeed, consider the Euclidean ball $B_{\frac{1}{2}}(\frac{1}{2} + iy_n)$, which is tangent to the vertical boundaries of \tilde{T} . By Lemma 32 there is some radius $r_n \in (\frac{1}{2}, \sqrt{\frac{1}{2}})$ so that

$$d(u(t_1), u(t_2)) \leq C\sqrt{E(f, D_n)} \quad (5.1)$$

for some constant C and for all $t_1, t_2 \in \partial B_{r_n}(\frac{1}{2} + iy_n)$. Here $E(f, D_n)$ denotes the energy of f on D_n , the Euclidean unit ball centered at $\frac{1}{2} + iy_n$. Since the hyperbolic metric is conformally Euclidean, the energy $E(f, D_n)$ does not depend on which metric is used to compute it.

Since $r_n > \frac{1}{2}$, there are points $z_n^j \in \partial B_{r_n}(\frac{1}{2} + iy_n) \cap \{x = j\}$ for $j = 0, 1$. Since the energy of u is finite, $E(f, D_n)$ tends to 0 as $n \rightarrow \infty$. By (5.1), $d(f(z_n^0), f(z_n^1))$ also tends to 0 as $n \rightarrow \infty$. Since u maps each edge to itself, the only way for sequences on different edges to approach each other is if they both approach the point at ∞ . Hence $f(z_n^j) \rightarrow \infty$.

Also, by the Pythagorean Theorem (see Figure 7):

$$d_e^2(z_n, z_n^0) = d_e^2\left(z_n^0, \frac{1}{2} + iy_n\right) - d_e^2\left(z_n, \frac{1}{2} + iy_n\right) = r_n^2 - \left(\frac{1}{2}\right)^2 \leq \frac{1}{2} - \frac{1}{4} = \frac{1}{4}.$$

Thus $\tilde{z}_n \rightarrow \infty$, $f(\tilde{z}_n) \rightarrow \infty$, and $d_e(z_n, \tilde{z}_n) < \frac{1}{2}$. We complete the proof of properness by showing that $d(f(z_n), f(\tilde{z}_n))$ is uniformly bounded, implying that $f(z_n) \rightarrow \infty$ as well. Remark 30 establishes that $|\nabla f|_e^2 \leq CE(u)$ in a neighborhood of the vertex at ∞ . Here $|\nabla f|_e^2$ is the norm of ∇f taken with respect to the Euclidean metric on \mathbb{C} .

Now we have the estimate

$$d(u(z_n), u(\tilde{z}_n)) \leq CE(u)d_e(z_n, \tilde{z}_n) \leq \frac{1}{2}CE(u).$$

Hence $d(u(z_n), u(\tilde{z}_n))$ is uniformly bounded, as desired.

Surjectivity of u now follows easily by a continuity argument. Since $u|_e$ is a proper continuous map, its image must be an interval. And since u maps each end of e to itself, it's clear that $u|_e$ must be surjective. \square

Theorem 34. *The energy minimizing maps $u \in W^{1,2}$ and $u_D \in \overline{\mathcal{D}}$ constructed in Theorem 27 are proper.*

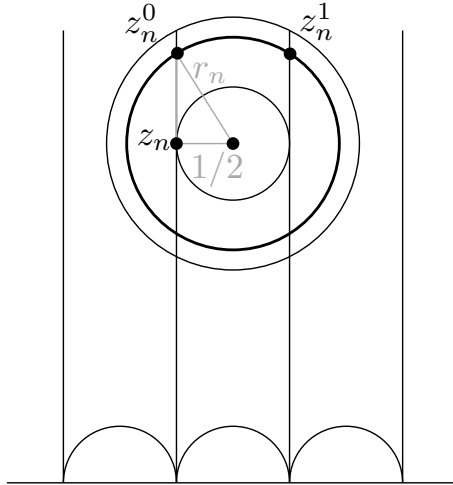


Figure 7: Courant-Lebesgue Lemma

Proof. Again we state the proof for the map u , but the same argument holds for u_D . Let p_n be an unbounded sequence in $X \setminus S$. Since there are finitely many faces and vertices of X , we may assume (after passing to a subsequence) that our sequence lies in a single face T and accumulates on a single vertex v of T . Now choose an isometry $\phi : T \rightarrow \tilde{T}$ sending v to the point at ∞ and write $f = \phi \circ u \circ \phi^{-1}$ to represent $u|_T$ in these coordinates. If we let $z_n = x_n + iy_n = \phi(p_n)$ then we have $y_n \rightarrow \infty$.

Consider the sequence $\tilde{z}_n = iy_n$. From Proposition 33 we know $f(\tilde{z}_n) \rightarrow \infty$. Since $d_e(z_n, \tilde{z}_n) \leq 1$ (here d_e denotes the Euclidean distance in \mathbb{C}) and $|\nabla f|_e^2 \leq CE(u)$ (where $|\nabla f|_e^2$ denotes the norm of ∇f taken with respect to the Euclidean metric), we conclude

$$d(u(z_n), u(\tilde{z}_n)) \leq CE(u)d(z_n, \tilde{z}_n) \leq CE(u).$$

And hence $u(z_n) \rightarrow \infty$ as well. \square

Theorem 35. *The energy minimizing maps $u \in W^{1,2}$ and $u_D \in \overline{\mathcal{D}}$ have degree 1.*

Proof. Let $F : (X \setminus S, \sigma) \times [0, 1] \rightarrow (X \setminus S, \tau)$ be the homotopy such that $F(x, t)$ is the point which is the fraction t of the way along the geodesic from $H(x)$ to $u(x)$, where H is the finite energy map constructed in Theorem 16. Since both H and u are proper maps that have the same behavior near each puncture, F is a proper homotopy.

Now Theorem 13.2.1 and property (ii) in section 13.2 of [DFN] imply that, since H and u are properly homotopic and the degree of H is 1 (since H is a diffeomorphism), the degree of u is also 1. The same also holds for the map u_D . \square

5.1 Regularity of the $W^{1,2}$ minimizer

Here we collect properties of the minimizing map $u \in W^{1,2}$. We begin with a balancing condition that characterizes the minimizer.

Definition 36. For an edge e of X , let $\{\phi_{j,\sigma} : T_j \rightarrow r_{j,\sigma}\tilde{T}\}$ denote a local model for e with respect to the metric σ , and similarly $\{\phi_{j,\tau} : T_j \rightarrow r_{j,\tau}\tilde{T}\}$ for the metric τ . Let $u : (X \setminus S, \sigma) \rightarrow (X \setminus S, \tau)$ be a map, and let $f_j = \phi_{j,\tau} \circ u \circ \phi_{j,\sigma}^{-1} : r_{j,\sigma}\tilde{T} \rightarrow r_{j,\tau}\tilde{T}$ represent $u|_{T_j}$ in the induced coordinates. Write $f_j = f_j^1 + if_j^2$.

We say u satisfies the *weak balancing condition* along e if for any test function $\varphi \in C_c^\infty(0, \infty)$ we have

$$\sum_j \int_0^\infty \varphi(y) \frac{\partial f_j^2}{\partial x}(iy) dy = 0.$$

We say that u satisfies the *strong balancing condition* along e if

$$\sum_j \frac{\partial f_j^2}{\partial x}(iy) = 0$$

pointwise.

Proposition 37. *The minimizing map $u \in W^{1,2}$ constructed in Theorem 27 satisfies the weak balancing condition.*

Proof. After changing notation, this is the content of Theorem 3 of [DM2]. The result follows from the first variation formula for the energy functional. \square

Remark 38. In fact, a converse to the above proposition is true. Investigating the first variation formula for the energy functional shows that a map $u : (X \setminus S, \sigma) \rightarrow (X \setminus S, \tau)$ is energy minimizing if and only if $u|_T$ is harmonic for each face T and u satisfies the weak balancing condition on each edge e .

As a result of the balancing condition, the minimizing map $u \in W^{1,2}$ enjoys a great deal of regularity.

Proposition 39. *Fix an edge e of X , and let $\{\phi_{j,\sigma} : T_j \rightarrow r_{j,\sigma}\tilde{T}\}$ and $\{\phi_{j,\tau} : T_j \rightarrow r_{j,\tau}\tilde{T}\}$ be local models for e with respect to the metrics σ and τ . Let $u \in W^{1,2}$ be the minimizing map from Theorem 27, and let $f_j = f_j^1 + f_j^2 = \phi_{j,\tau} \circ u \circ \phi_{j,\sigma}^{-1} : r_{j,\sigma}\tilde{T} \rightarrow r_{j,\tau}\tilde{T}$ represent the map u in coordinates. Let $y > 0$ and $0 < r < \min_j r_j$. There exists a neighborhood Ω of iy with compact closure in $B_r(iy)$ so that $f_j^\alpha \in C^{1,\beta}(\Omega \cap r_{j,\sigma}\tilde{T})$ for each j and for each $\alpha = 1, 2$.*

Proof. We follow the strategy of Theorem 4 from [DM2]. Suppose there are J faces meeting at the edge e , so the indices j range from 1 up to J . Fix an index j_0 . For the function $f_{j_0}^2$, define

$$\psi^2(x + iy) = \begin{cases} f_{j_0}^2(x + iy), & x \geq 0 \\ -f_{j_0}^2(-x + iy) + \frac{2}{J} \sum_{j=1}^J f_j^2(-x + iy), & x < 0. \end{cases}$$

For the function $f_{j_0}^1$, define

$$\psi^1(x + iy) = \begin{cases} f_{j_0}^1(x + iy), & x \geq 0 \\ -f_{j_0}^1(-x + iy), & x < 0. \end{cases}$$

In either case the Lipschitz continuity of u implies that ψ^i is Lipschitz. Next we claim that for any test function $\varphi \in C_c^\infty(B_r(iy))$,

$$\lim_{\epsilon \rightarrow 0} \int_{B_r(iy) \cap \{x=\epsilon\}} \varphi \frac{\partial \psi^\alpha}{\partial x} = \lim_{\epsilon \rightarrow 0} \int_{B_r(iy) \cap \{x=-\epsilon\}} \varphi \frac{\partial \psi^\alpha}{\partial x}.$$

For $\alpha = 1$, use the fact that $f_{j_0}^1(it) = 0$ for all t . For $\alpha = 2$, use the balancing condition.

From here the proof follows almost verbatim from [DM2]. The functions ψ^α satisfy an elliptic equation with controlled coefficients, and the standard elliptic theory implies the regularity claimed. \square

Corollary 40. *The minimizing map $u \in W^{1,2}$ from Theorem 27 satisfies the strong balancing condition.*

Proof. This follows immediately from the weak balancing condition and the regularity of Proposition 39. \square

Corollary 41. *Let $u : (X \setminus S, \sigma) \rightarrow (X \setminus S, \tau)$ be a harmonic map. Then the restriction of u to the closure of any face is C^∞ smooth.*

Proof. In the interior of a face we know u is analytic from Theorem 31. All that remains to check is that u is smooth up to the edges. This result follows from the bootstrapping argument of [DM2], Corollary 6, using the functions ψ^α defined in the proof of our Proposition 39. \square

Moreover, the map $u \in W^{1,2}$ is analytic all the way up to the boundary! We begin by reviewing some important concepts in the theory of partial differential equations.

Let G be a bounded domain with sufficiently smooth non empty boundary and let

$$L_{jk}(x, D)u_k(x) = f_j(x), \quad j = 1, \dots, N, \quad x \in G, \quad (5.2)$$

be a linear system of partial differential equations subject to boundary conditions of the form

$$B_{rk}(x, D)u_k(x) = g_r(x), \quad r = 1, \dots, m, \quad x \in \partial G, \quad (5.3)$$

for some m that will be specified below. Assume integer weights are given to the system: s_1, \dots, s_N associated to the equations in the interior, t_1, \dots, t_N associated to the functions u_1, \dots, u_N , and h_1, \dots, h_m associated to the boundary equations. These weights must be chosen so that the order of L_{jk} is less than $s_j + t_k$ and the order of B_{rk} is less than $t_k - h_r$. Moreover, we can assume $\max s_j = 0$.

Let $L_{jk}^0(x, \Xi)$, $B_{rk}^0(x, \Xi)$ be the principal part of the operator L_{jk} and B_{rk} respectively, that is, the terms of order exactly $s_j + t_k$ and $t_k - h_r$ respectively, and $L(x, \Xi)$ be the determinant of the matrix whose components are $L_{jk}^0(x, \Xi)$.

Definition 42. The system (5.2) is *elliptic* if and only if $L(x, \Xi) \neq 0$ for any real non-zero Ξ .

Note that L is a homogeneous polynomial of degree

$$P = \sum_{j=1}^N (s_j + t_j).$$

Definition 43. The system (5.2) is *properly elliptic* if and only if P is even, say $P = 2m$ and, for each pair Ξ, Ξ' of linearly independent vectors the equation

$$L(x, \Xi + \tau \Xi') = 0$$

has m roots with positive imaginary part and m roots with negative imaginary part.

Let $x_0 \in \partial G$, n be the unit normal at x_0 and ζ any real vector tangent to ∂G at x_0 . Let $\tau_s^+(x_0, \zeta)$, $s = 1, \dots, m$, be the roots of $L(x_0, \zeta + \tau n) = 0$ with positive imaginary part (which exist if the system is properly elliptic). Set

$$L_0^+(x_0, \zeta; \tau) = \prod_{s=1}^m (\tau - \tau_s^+(x_0, \zeta)),$$

And let $L^{jk}(x_0, \zeta + \tau n)$ be the components of the matrix adjoint to the matrix $L_{jk}^0(x_0, \zeta + \tau n)$. Define

$$Q_{rk}(x_0, \zeta; \tau) = \sum_{j=1}^N B_{rj}^0(x_0, \zeta + \tau n) L^{jk}(x_0, \zeta + \tau n).$$

Definition 44. For any $x_0 \in \partial G$ and any real vector ζ tangent to ∂G at x_0 , let us regard $L_0^+(x_0, \zeta; \tau)$ and the elements of the matrix $Q_{rk}(x_0, \zeta; \tau)$ as polynomials in τ . The system (5.3) of boundary operators satisfies the *complementing condition* (with respect to the system (5.2)) if and only if the rows of Q are linearly independent modulo $L_0^+(x_0, \zeta; \tau)$. That is

$$\sum_{r=1}^m C_r Q_{rk}(x_0, \zeta; \tau) \equiv 0 \pmod{L_0^+}$$

only if the C_r are all 0.

We extend the above definitions to a nonlinear system of differential equations of the form

$$\varphi_k(x, Du) = 0, \quad k = 1, \dots, N, \quad x \in G, \quad (5.4)$$

with boundary values

$$\chi_r(x, Du) = 0, \quad r = 1, \dots, m, \quad x \in \partial G,$$

in which the φ_k and χ_r are analytic functions of their arguments.

Definition 45. The system (5.4) is *elliptic* along the solution u if the linear equations of variation

$$L_{jk}(x, D)v^k := \left. \frac{d}{d\lambda} \right|_{\lambda=0} \varphi_j(x, Du + \lambda Dv) = 0,$$

form a linear elliptic system. We define *properly elliptic* and the *complementing condition* in the same way.

To prove that the minimizing $u \in W^{1,2}$ is analytic up to an edge e of X , fix local models $\{\phi_{j,*} : T_j \rightarrow r_{j,*}\tilde{T}\}$ for the edge e with respect to the metrics $* = \sigma, \tau$, and represent $u|_{T_j}$ in coordinates by $f_j = f_j^1 + if_j^2 = \phi_{j,\tau} \circ u \circ \phi_{j,\sigma}^{-1} : r_{j,\sigma}\tilde{T} \rightarrow r_{j,\tau}\tilde{T}$. Suppose that there are N faces, T_1, \dots, T_N , incident to e , counted with multiplicity.

Theorem 46. *For the minimizing map $u \in W^{1,2}$ and any face T of X , the restriction $u|_T$ to the closed face is analytic up to the boundary.*

Proof. We will use the representations f_j described above in a local model for an edge e to show that u is analytic up to the edge e . In particular, we will show that each f_j is analytic up to the edge $\{x = 0\}$ of \tilde{T} .

We will use the boundary regularity of [M], Theorem 6.8.2. The equations governing the maps f_j in the interior are

$$\begin{aligned} \frac{\partial^2 f_j^1}{\partial x^2} + \frac{\partial^2 f_j^1}{\partial y^2} - \frac{2}{f_j^2} \left(\frac{\partial f_j^1}{\partial x} \frac{\partial f_j^2}{\partial x} + \frac{\partial f_j^1}{\partial y} \frac{\partial f_j^2}{\partial y} \right) &= 0 \quad (5.5) \\ \frac{\partial^2 f_j^2}{\partial x^2} + \frac{\partial^2 f_j^2}{\partial y^2} + \frac{1}{f_j^2} \left[\left(\frac{\partial f_j^1}{\partial x} \right)^2 + \left(\frac{\partial f_j^1}{\partial y} \right)^2 - \left(\frac{\partial f_j^2}{\partial x} \right)^2 - \left(\frac{\partial f_j^2}{\partial y} \right)^2 \right] &= 0. \end{aligned}$$

The leading order behavior of each equation is already linear, so the principle symbols fit into a matrix $L^0(x, \Xi) = |\Xi|^2 Id_{2N}$. The boundary conditions come in several types. First, the fact that each f_j maps the edge $\{x = 0\}$ to itself implies that

$$f_j^1(0, y) = 0 \quad \text{for } j = 1, \dots, N.$$

And the fact that all the f^j must agree on that edge implies

$$f_j^2(0, y) = f_1^2(0, y) \quad \text{for } j = 2, \dots, N.$$

And finally the balancing condition says

$$\sum_{j=1}^N \frac{\partial f_j^2}{\partial x}(0, y) = 0.$$

Note that this system of boundary conditions is linear. Label these equations 1 through $2N$ in order, and name functions $\tilde{f}_j = f_j^1$, $\tilde{f}_{j+N} = f_j^2$ for $j = 1, \dots, N$. Then the nonzero entries in the matrix B encoding the boundary conditions are

$$\begin{aligned} B_{rr} &= 1, & r &= 1, \dots, N \\ B_{r, N+1} &= 1, & r &= N+1, \dots, 2N-1 \\ B_{r, r+1} &= -1, & r &= N+1, \dots, 2N-1 \\ B_{2N, k} &= \frac{\partial}{\partial x}, & k &= N+1, \dots, 2N. \end{aligned}$$

We assign weights $t_k = 2$ to each function and $s_j = 0$ to each equation, so that the order of $L_{j,k}$ is $2 = s_j + t_k$. We assign weight $h_r = 2$ for boundary conditions $r = 1, \dots, 2N-1$ and $h_{2N} = 1$, so that the order of each $B_{r,k}$ is equal to $t_k - h_k$.

To show the system is elliptic, it suffices to show that for $\Xi \neq 0$, the matrix $L^0(x, \Xi)$ is invertible. Since $|\Xi|^2 \neq 0$ and Id_{2N} is invertible, the system is elliptic.

To show the system is properly elliptic, we must show the polynomial $\det(L^0(x, \Xi + \tau \Xi'))$ has N roots above the real axis and N below when Ξ and Ξ' are linearly independent. The determinant is simply

$$L(x, \Xi + \tau \Xi') = |\Xi + \tau \Xi'|^{4N} = (|\Xi|^2 + 2\tau \langle \Xi, \Xi' \rangle + \tau^2 |\Xi'|^2)^{2N}.$$

By the linear independence of Ξ and Ξ' and the Cauchy-Schwarz inequality, the roots of this polynomial are split half above the real axis and half below. Hence the system is properly elliptic.

To show the system of boundary values satisfies the complementing condition, we argue as follows. At a point iy in the boundary of our domain, the normal vector is $n = (-1, 0)$ and any tangent vector ζ has the form $\zeta = (0, \zeta_2)$. The roots of $L(iy, \zeta + \tau n)$ with positive imaginary part are

$$\tau_s^+ = i\zeta_2 \quad s = 1, \dots, 2N,$$

assuming $\zeta_2 > 0$. Now

$$L_0^+ = (\tau - i\zeta_2)^{2N}.$$

The matrix adjoint of $L(iy, \zeta + \tau n) = |\zeta + \tau n|^2 Id_{2n}$ is $|\zeta + \tau n|^{2N-1} Id_{2N}$. Hence the matrix Q is

$$Q(iy, \zeta; \tau) = |\zeta + \tau n|^{2N-1} B$$

The linear independence of the rows of Q modulo L_0^+ is equivalent to the linear independence of the rows of B modulo $|\zeta + \tau n|$.

The determinant of B can be computed as

$$\det(B) = N\tau.$$

As this quantity is invertible modulo $|\zeta + \tau n|$, the rows of Q are linearly independent modulo L_0^+ . Hence the system of boundary conditions satisfies the complementing condition, and the regularity of [M], Theorem 6.8.2 applies. \square

References

- [CP] C. Charitos and A. Papadopoulos, *The Geometry of ideal 2-dimensional simplicial complexes*, Glasgow Math. J. **43** (2001), 39-66.
- [DM1] G. Daskalopoulos and C. Mese, *Harmonic maps from 2-complexes*, Comm. Anal. Geom. **14** (2006), 497-549.
- [DM2] G. Daskalopoulos and C. Mese, *Harmonic maps from a Simplicial Complex and Geometric Rigidity*, J. Diff. Geo. **78** (2008), 269-293.
- [DM3] G. Daskalopoulos and C. Mese, *Harmonic maps between singular spaces I*, Comm. Anal. Geom. **18** (2010), 257-337.
- [DFN] B. A. Dubrovin, S. P. Novikov and A. T. Fomenko. *Modern Geometry Methods and Applications: Part Ii: The Geometry and Topology of Manifolds*. New York, NY: Springer New York, 1985.
- [EF] J. Eells and B. Fuglede, *Harmonic maps between Riemannian polyhedra*, Cambridge Tracts Maths., **142**, Cambridge University Press, Cambridge 2001.
- [ES] J. Eells and J. Sampson, *Harmonic Mappings of Riemannian Manifolds.*, American Journal of Mathematics, 86(1), 109-160, 1964.
- [GH] E. Ghys and P. de la Harpe (Ed.) *Sur les groupes hyperboliques d'après Mikhael Gromov*, Progress in Mathematics, 83. (Birkhäuser Boston, Inc., Boston, 1990).
- [GR] M. Gerstenhaber and H. E. Rauch, *On extremal quasiconformal mappings I,II*. Proc. Nat. Acad. Sci. U.S.U. **40** (1954), 808-812, 991-994.

- [GS] M. Gromov and R. Schoen, *Harmonic maps into singular spaces and p-adic super-rigidity for lattices in groups of rank one*, Publ. Maths. IHES **76** (1992), 165-246.
- [IKO] T. Iwaniec, L. Kovalev and J. Onninen, *Hopf differentials and smoothing Sobolev homeomorphisms*, Int. Math. Res. Not. IMRN 2012, no. 14, 3256-3277.
- [J1] J. Jost, *Two-dimensional Geometric Variational Problems*, Chichester: J. Wiley & Sons, 1991.
- [J2] J. Jost, *Equilibrium maps between metric spaces.*, Calc. Var. and P.D.E. (1994), 173-204.
- [JS] J. Jost and R. Schoen, *On the existence of harmonic diffeomorphisms between surfaces*, Inv. Math. **66** (1982), 353-359.
- [KS] N. Korevaar and R. Schoen, *Sobolev spaces and harmonic maps for metric space targets*, Comm. Anal. Geom. **1** (1993), 561-659.
- [K] E. Kuwert. *Harmonic maps between flat surfaces with conical singularities*. Math. Z. **221** (1996), 421-436.
- [M] C. Morrey, *Multiple Integrals In the Calculus of Variations*. New York: Springer, 1966.
- [MY] C. Mese and S. Yamada, *Local uniformization and free boundary regularity of minimal singular surfaces*. Journal of Differential Geometry **21** (2001), 743-766.
- [S] J.H. Sampson, *Some properties and applications of harmonic mappings*, Ann. Sci. École, Norm. Sup. 4 (1978), 211-228.
- [SY] R. Schoen and S. Yau, *On Univalent harmonic maps between surfaces*, Invent. Math. **44** (1978), 265-278
- [T] W. P. Thurston, *Three-dimensional geometry and Topology*, Vol. 1, (Edited by Silvio Levy), Princeton Mathematical Series 35, 1997.
- [W] M. Wolf, *The Teichmüller Theory of Harmonic Maps*, J. Diff. Geo. **29** (1989), 449-479.