

Dust-acoustic rogue waves in four component plasmas

S. Jahan*, A. Mannan, N.A. Chowdhury, and A.A. Mamun

Department of Physics, Jahangirnagar University, Savar, Dhaka-1342, Bangladesh
Email: *jahan88phy@gmail.com

Abstract

A theoretical investigation has been made on modulational instability (MI) and dust-acoustic (DA) rogue waves (DARWs) in a four dusty plasma medium containing inertial negatively charged massive heavy (light) cold (hot) dust grains as well as super-thermal electrons and non-thermal ions. The reductive perturbation method is used to derive the nonlinear Schrödinger equation, and two types of modes, namely fast and slow DA modes, have been observed. The conditions for the MI and the formation of associated DARWs are found to be significantly modified by the effects of non-thermality of ions (α), super-thermality of electrons (κ), density-ratio of non-thermal ion to cold dust (μ_i), and mass-ratio of cold dust to hot dust (σ), etc. The implications of our current investigation in space and laboratory plasmas are briefly discussed.

Keywords: Dust-acoustic waves, modulational instability, rogue waves.

1. Introduction

Now-a-days, scientist are enthralled by the natural elegance of dusty plasmas (DP) because of their existence in space (viz. Saturn F-ring [1], circum-solar dust grains [2], and interstellar molecular clouds [3], etc.) and enormous application in laboratory (viz. fusion device, rf discharges, and Q-machine [3], etc.). DP can be defined as low temperature fully or partially ionized conducting gases whose constituents are electrons, ions, charged dust grains, and neutral atoms. Normally, the dust grains of the DP are highly charged and massive object (billions times higher than the protons) and their size ranges from micrometer to millimeters [3]). Dust grains acquire a negative charge by the collection of electrons and the mechanisms of electrons collection are photo-electric emission [3, 4], plasma currents [3], and other process, etc. Almost 30 years ago, Rao *et al.* [5] first theoretically predicted the presence of extremely low phase velocity dust-acoustic (DA) waves (DAWs) in space DP in which the dust grains mass provide the inertia and the thermal pressures of electrons and ions provide the restoring force to generate DAWs. A few years later, Barkan *et al.* [6] have experimentally verified the DAWs in plasmas containing negatively charged dust grains.

The formation of the nonlinear electrostatic structures in a plasma medium is rigorously depended on the velocity distribution functions of the plasma species. The Maxwellian velocity distribution is applicable for the plasma medium in which the plasma species are thermally equilibrium. But, it is often observed that the plasma species in space as well as laboratory plasmas are not in thermally equilibrium, and their basic features may deviate from the Maxwellian distribution. Sometimes these thermally non-equilibrium plasma species may be governed by the non-thermal [7, 8, 9] or super-thermal distribution [11, 10]. The non-thermal distribution function was

first introduced by Cairns *et al.* [7] and have shown that a plasma medium in presence of non-thermal electrons and cold ions could support the simultaneous existence of solitons within both positive and negative potential. Mamun *et al.* [8] have considered a model composed of non-thermal ions and negatively charged dust.

The research regarding on modulational instability (MI) of DAWs and associated dust-acoustic rogue waves (DARWs), which are the result of unusual disturbances, in nonlinear and dispersive mediums has been vigorously increasing day by day. A number of authors have employed reductive perturbation method (RPM) to obtain the nonlinear Schrödinger equation (NLSE) to study the MI of the DAWs as well as formation of DARWs in dusty plasma medium. Elwakil *et al.* [9] have examined the effects of the non-thermal electrons on the MI of ion-acoustic waves and found that the non-thermality of the electrons decreases the stable domain of the ion-acoustic waves. Sultana *et al.* [10] have investigated the MI in four component DP in presence of super-thermal electrons. Chowdhury *et al.* [11] have studied the DARWs in presence of the super-thermal or κ -distributed electrons in space DP and observed that within the fast DA modes, the amplitude and the width of the DARWs are decreasing with κ . Selim *et al.* [2] have studied the nonlinear DARWs in presence of two-temperature (hot and cold) highly charged dust grains and reported that amplitude and width of the DARWs decrease with hot dust charge state. Elwakil *et al.* [12] have investigated the effect of non-thermality of ions on the nature of DAWs in two temperatures highly charged dust grains. Akhter *et al.* [1] have studied the DA solitary waves in the presence of hot and cold dust grains along with iso-thermal electron and ions, and observed that the charge to mass ratio of each dust component plays a vital role for the formation of the solitary structure in DP. To the best knowledge of the authors, no attempt has been to study the MI

of the DAWs and associated DARWs in four component space DP medium containing negatively charged hot and cold dust as well as super-thermal electrons and non-thermal ions. The aim of the present investigation is therefore to extend the work of Akhter *et al.* [1] to investigate the conditions for the MI of the DAWs as well as the formation of the DARWs in four-component space DP medium (in which the inertia is provided by the masses of the cold and hot dust grains and restoring force is provided by the thermal pressure of the super-thermal electrons and non-thermal ions).

The rest of the manuscript is organized in the following scheme: The model equations of our considered plasma system are stated in Sec. 2. The stability of the DAWs and the formation of rogue waves are examined in Sec. 3. Finally, a conclusion is provided in Sec. 4.

2. Model Equations

we consider a collisionless, fully ionized, unmagnetized four-component DP system composed of super-thermal electrons (charge $-e$, mass m_e), non-thermal ions (charge $+e$; mass m_i) and inertial cold negatively charged dust grains (charge $q_c = -Z_c e$, mass m_c) as well as hot dust grains (charge $q_h = +Z_h e$; mass m_h); where Z_c (Z_h) is the charge state of the negatively charged cold (hot) dust grains. The governing equation of our plasma model can be written as:

$$\frac{\partial N_c}{\partial T} + \frac{\partial}{\partial X}(N_c U_c) = 0, \quad (1)$$

$$\frac{\partial U_c}{\partial T} + U_c \frac{\partial U_c}{\partial X} = \frac{Z_c e}{m_c} \frac{\partial \phi}{\partial X}, \quad (2)$$

$$\frac{\partial N_h}{\partial T} + \frac{\partial}{\partial X}(N_h U_h) = 0, \quad (3)$$

$$\frac{\partial U_h}{\partial T} + U_h \frac{\partial U_h}{\partial X} = \frac{Z_h e}{m_h} \frac{\partial \phi}{\partial X} - \frac{1}{m_h N_h} \frac{\partial P_h}{\partial X}, \quad (4)$$

where N_c (N_h) is the number densities of the negatively charged cold (hot) dust grains; T (X) is the time (space) variable; U_c (U_h) is the fluid speed of the negatively charged cold (hot) dust species; e is the magnitude of the charge of the electron; ϕ is the electrostatic wave potential, and P_h is the adiabatic pressure of the negatively charged hot dust grains. The system is closed through Poisson's equation

$$\frac{\partial^2 \phi}{\partial X^2} = 4\pi e(N_e - N_i + Z_c N_c + Z_h N_h), \quad (5)$$

where N_i and N_e are, respectively, the ion and electron number densities. Now, in terms of normalized variables, namely, $n_c = N_c/n_{c0}$ (with n_{c0} being the equilibrium number densities of the negatively charged cold dust grains), $n_h = N_h/n_{h0}$ (with n_{h0} being the equilibrium number densities of the negatively charged hot dust grains), $u_c = U_c/C_{dc}$ (with C_{dc} being the sound speed of the negatively charged cold dust grains), $C_{dc} = (Z_c k_B T_i / m_c)^{1/2}$ (with T_i being the temperature of non-thermal ion and k_B is the Boltzman constant), $u_h = U_h/C_{dc}$; $\phi = e\varphi/k_B T_i$; $t = T\omega_{pdc}$ (with ω_{pdc} being the plasma frequency of the negatively charged cold dust grains), $\omega_{pdc} =$

$(4\pi e^2 Z_c^2 n_{c0} / m_c)^{1/2}$, $x = X/\lambda_{Ddc}$ (with λ_{Ddc} being the Debye length of the negatively charged cold dust species), $\lambda_{Ddc} = (k_B T_i / 4\pi e^2 Z_c n_{c0})^{1/2}$; $P_h = P_{h0}(N_h/n_{h0})^\gamma$ [with being P_h (P_{h0}) are the adiabatic (equilibrium adiabatic) pressure of the negatively charged hot dust grains and $\gamma = (N + 2)/N$, where N is the degree of freedom, for one-dimensional case, $N = 1$ so that $\gamma = 3$], and $P_{h0} = n_{h0} k_B T_h$ (with T_h being the temperature of the negatively charged hot dust grains). It may be noted here that for numerical analysis we have considered that $m_c > m_h$, $Z_c > Z_h$, $n_{c0} > n_{h0}$, and $T_i, T_e \gg T_h$ (with T_e being the temperature of the super-thermal electron). By normalization, (1)-(5) becomes

$$\frac{\partial n_c}{\partial t} + \frac{\partial}{\partial x}(n_c u_c) = 0, \quad (6)$$

$$\frac{\partial u_c}{\partial t} + u_c \frac{\partial u_c}{\partial x} = \frac{\partial \phi}{\partial x}, \quad (7)$$

$$\frac{\partial n_h}{\partial t} + \frac{\partial}{\partial x}(n_h u_h) = 0, \quad (8)$$

$$\frac{\partial u_h}{\partial t} + u_h \frac{\partial u_h}{\partial x} + \delta n_h \frac{\partial n_h}{\partial x} = \sigma \frac{\partial \phi}{\partial x}, \quad (9)$$

$$\frac{\partial^2 \phi}{\partial x^2} = (\mu_i - \lambda - 1)n_e - \mu_i n_i + n_c + \lambda n_h, \quad (10)$$

where $\delta = 3T_h m_c / Z_c T_i m_h$, $\sigma = Z_h m_c / Z_c m_h$, $\mu_i = n_{i0} / Z_c n_{c0}$ (with n_{i0} being the equilibrium number densities of the non-thermal ions), and $\lambda = Z_h n_{h0} / Z_c n_{c0}$. The quasi-neutrality condition at equilibrium can be written as

$$n_{i0} = n_{e0} + Z_c n_{c0} + Z_h n_{h0}, \quad (11)$$

where n_{e0} is the equilibrium number densities of the super-thermal electrons. The number densities of the super-thermal electrons and non-thermal ions [7] can be written by the following normalized equation

$$n_e = \left[1 - \frac{\eta \phi}{(\kappa - 3/2)} \right]^{-\kappa+1/2}, \quad (12)$$

$$n_i = (1 + \beta \phi + \beta \phi^2) \exp(-\phi), \quad (13)$$

where κ is the super-thermality of electrons and $\beta = 4\alpha/(1+3\alpha)$ (with α being the non-thermality of ions) and $\eta = T_i/T_e$ ($T_e > T_i$). Now, by substituting (11) and (12) into (10), and extending up to third order in ϕ , one can obtain the following relation

$$\frac{\partial^2 \phi}{\partial x^2} = n_c + \lambda n_h - \lambda - 1 + \gamma_1 \phi + \gamma_2 \phi^2 + \gamma_3 \phi^3 + \dots, \quad (14)$$

where

$$\gamma_1 = \frac{[\eta(\mu_i - \lambda - 1)(\kappa - 1/2) - \mu_i(\beta - 1)(\kappa - 3/2)]}{(\kappa - 3/2)},$$

$$\gamma_2 = \frac{[\eta^2(\mu_i - \lambda - 1)(\kappa - 1/2)(\kappa + 1/2) - \mu_i(\kappa - 3/2)^2]}{2(\kappa - 3/2)^2},$$

$$\gamma_3 = \frac{[\eta^3(\mu_i - \lambda - 1)(\kappa - 1/2)(\kappa + 1/2)(\kappa - 3/2) + \text{III}]}{6(\kappa - 3/2)^3},$$

where $\text{III} = 3\mu_i(\beta + 3)(\kappa - 3/2)^3$. We will employ the RPM to derive the NLSE to study the MI of the DAWs. The independent variables are stretched as $\xi = \epsilon(x - v_g t)$ and $\tau = \epsilon^2 t$, where ϵ is

a small expansion parameter and v_g is the group velocity of the IAWs. The dependent variables [13] can be expressed as

$$\Upsilon(x, t) = \Upsilon_0 + \sum_{m=1}^{\infty} \epsilon^{(m)} \sum_{l=-\infty}^{\infty} \Upsilon_l^{(m)}(\xi, \tau) \exp[i l \Lambda], \quad (15)$$

where $\Upsilon_l^{(m)} = [n_{cl}^{(m)}, u_{cl}^{(m)}, n_{hl}^{(m)}, u_{hl}^{(m)}, \phi_l^{(m)}]$, $\Lambda_0 = [1, 0, 1, 0, 0]^T$, $\Lambda = (kx - \omega t)$, and k (ω) can be represented as the carrier wave number (frequency), respectively. We are following parallel mathematical steps as Chowdhury *et al.* [13] have done in their work to obtain successively the IAWs dispersion relation, group velocity, and NLSE. The dispersion relation for the DAWs can be expressed as

$$\omega^2 = \frac{B \pm \sqrt{B^2 - 4ME}}{2M}, \quad (16)$$

where $B = \delta(k^2 + \gamma_1) + \lambda\sigma + 1$, $M = (k^2 + \gamma_1)/k^2$, and $E = \delta k^2$. It may be noted that the real and positive values of ω can be obtained under the satisfactory condition of $B^2 > 4ME$. One may recognize the fast (ω_f)/slow (ω_s) DA modes can according to the positive/negative sign of (18). The group velocity v_g of DAWs can be written as

$$v_g = \frac{\lambda\sigma\omega^5 + \delta\lambda\sigma k^2\omega^3 + 2\omega A^2 - \lambda\sigma A\omega^3 - 2A^2\omega^3}{2k(A^2 + \lambda\sigma\omega^4)}. \quad (17)$$

where $A = \delta k^2 - \omega^2$. Finally, the NLSE can be written as:

$$i \frac{\partial \Phi}{\partial \tau} + P \frac{\partial^2 \Phi}{\partial \xi^2} + Q |\Phi|^2 \Phi = 0, \quad (18)$$

where $\Phi = \phi_1^{(1)}$ for simplicity and P (Q) is the dispersion (non-linear) coefficient, and is written by

$$P = \frac{C_1}{2\omega A k^2 (A^2 + \lambda\sigma\omega^4)}$$

$$Q = \frac{C_2}{2k^2 (A^2 + \lambda\sigma\omega^4)}$$

where

$$C_1 = \lambda\sigma\omega^4(\omega - kv_g)(2kv_g\omega^2 + Akv_g - \omega^3 - \delta\omega k^2) + \lambda\sigma k\omega^4(\delta k - \omega v_g)(2\omega kv_g + A - \omega^2 - \delta k^2) + A^3(\omega - kv_g)(\omega - 3kv_g) - A^3\omega^4,$$

$$C_2 = 3\gamma_3 A^2 \omega^3 + 2\gamma_2 A^2 \omega^3 (C_7 + C_{12}) - 2A^2 k^3 (C_4 + C_9) - 2\lambda\sigma k^3 \omega^4 (C_6 + C_{11}) - \omega A^2 k^2 (C_3 + C_8) - \sigma \lambda k^2 \omega^3 (\omega^2 + \delta k^2) (C_5 + C_{10}),$$

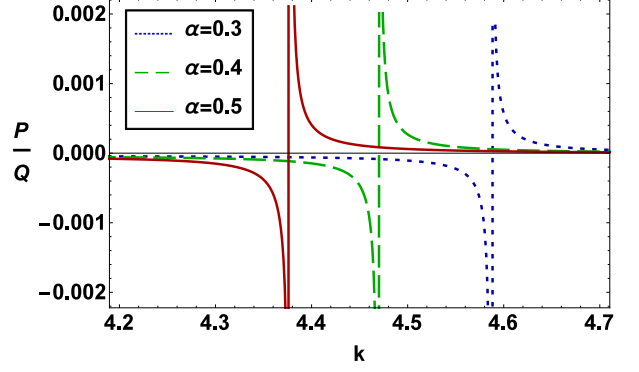


Figure 1: The variation of P/Q with k for different values of α ; along with $\kappa = 1.7$, $\delta = 0.0006$, $\lambda = 0.5$, $\mu_i = 2.0$, $\sigma = 1.6$, $\eta = 0.8$, and ω_f .

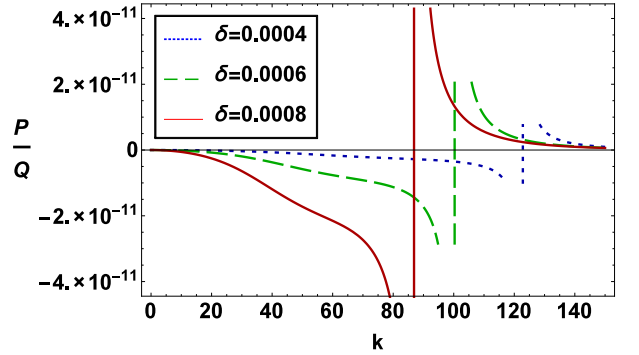


Figure 2: The variation of P/Q with k for different values of δ ; along with $\alpha = 0.3$, $\kappa = 1.7$, $\lambda = 0.5$, $\mu_i = 2.0$, $\sigma = 1.6$, $\eta = 0.8$, and ω_s .

$$C_3 = \frac{3k^4 - 2C_5\omega^2 k^2}{2\omega^4},$$

$$C_4 = \frac{C_1\omega^4 - k^4}{k\omega^3},$$

$$C_5 = \frac{2\sigma C_5 A^2 k^2 - \delta\sigma^2 k^6 - 3\sigma^2 \omega^2 k^4}{2A^3},$$

$$C_6 = \frac{\omega C_3 A^2 - \omega\sigma^2 k^4}{kA^2},$$

$$C_7 = \frac{3A^3 k^4 + 2\gamma_2 A^3 \omega^4 - 3\lambda\sigma^2 k^4 \omega^6 - \delta\lambda\sigma^2 \omega^4 k^6}{2\omega^2 A^2 (Ak^2 - 4A\omega^2 k^2 - \lambda\sigma\omega^2 k^2 - \gamma_1 A\omega^2)},$$

$$C_8 = \frac{2v_g k^3 + \omega k^2 - C_{10}\omega^3}{v_g^2 \omega^3},$$

$$C_9 = \frac{C_6 v_g \omega^3 - 2k^3}{\omega^3},$$

$$C_{10} = \frac{2\omega v_g \sigma^2 k^3 + \sigma^2 \omega^2 k^2 + \delta\sigma^2 k^4 - \sigma C_{10} A^2}{A^2 (v_g^2 - \delta)},$$

$$C_{11} = \frac{C_8 v_g A^2 - 2\omega\sigma^2 k^3}{A^2},$$

$$C_{12} = \frac{C_{13}}{A^2 \omega^3 \left\{ (v_g^2 - \delta) + \lambda\sigma v_g^2 - \gamma_1 v_g^2 (v_g^2 - \delta) \right\}},$$

$$C_{13} = 2\gamma_2 A^2 v_g^2 \omega^3 (v_g^2 - \delta) + A^2 (v_g^2 - \delta) (2v_g k^3 + \omega k^2) + \lambda v_g^2 \omega^3 (2\omega v_g \sigma^2 k^3 + \delta\sigma^2 k^4 + \sigma^2 \omega^2 k^2).$$

3. MI and rogue waves

The stability of the DAWs profile, which amplitude evolution is governed by the NLSE, is totally depended on the the nonlinear (P) and dispersive (Q) co-efficient [13, 14, 15, 16, 17, 18]. It should be noted that the nonlinear and the dispersive coefficient can be either positive or negative according to the values of k , α , μ_i , δ , κ , and σ , etc. In our present numerical analysis, for small wave number, i.e., $k \rightarrow 0$, the sign of P is negative, but for large wave number, i.e., $k \rightarrow 70$, the sign of P is positive (figure is not included). Generally, the sign of P is always negative without consideration of degenerate or adiabatic pressure in the momentum equation [14], but if any one consider the degenerate/adiabatic pressure term in their momentum equation, it may possible for P to obtain positive or negative values depending on the k and other plasma parameters [17]. On the other hand, for small wave number, i.e., $k \rightarrow 0$, the values of Q is positive, but for large wave number, i.e., $k \rightarrow 5$, the values of Q is negative. The criteria of the MI of DAWs and the formation of the highly energetic nonlinear structures in four component DP medium can be regulated by the sign of P and Q . The DAWs are modulationally stable when $P/Q < 0$ (P and Q have the different sign). On the other hand, when $P/Q > 0$ (P and Q have the same sign) the DAWs are modulationally unstable. The intersecting point, which can open a new unstable window from the stable domain for DAWs in nonlinear and dispersive plasma medium, between P/Q curve with k -axis (P/Q vs. k graph) is referred to as the critical wave number (k_c). The nature of the P/Q curve with plasma parameter α and δ can be observed from Figs. 1 and 2, and it is obvious from these two figures that (a) the modulationally stable and unstable domain for the DAWs in nonlinear and dispersive medium can be found for the fast (ω_f) and slow (ω_s) DA modes according to the sign (positive) of equation (16); (b) the value of k_c decreases with non-thermality of the ions (via α); (c) so, excess non-thermality reduces the stable domain of the DAWs and this result is a good agreement with the result of Elwakil *et al.* [9] work; (d) the stable region of DAWs increases (decreases) with ion (hot dust) temperature for constant value of cold and hot dust mass, and hot dust charge state (via δ).

The first-order rational rogue wave solution (developed by Darboux Transformation Scheme) in the unstable region ($P/Q > 0$) can be written as [19]

$$\Phi(\xi, \tau) = \sqrt{\frac{2P}{Q}} \left[\frac{4(1 + 4iP\tau)}{1 + 16P^2\tau^2 + 4\xi^2} - 1 \right] \exp(2iP\tau). \quad (19)$$

The rogue wave solution inform us that the wave-particle interaction occurs within a small evolution of time and space. The effects of different plasma parameters in the formation of the DARWs can be observed from Figs. 3-5. From Fig. 3, it can be observed that the amplitude of the DARWs decreases with the increase in the value κ . From Literature, it can be manifested that small value of κ represents a hard spectrum, and when κ is small then the movement of the plasma particles is larger then the large value of κ . So, the nonlinearity of the plasma medium increases with the decrease of κ , and this result agrees with the result of Chowdhury *et al.* [11] work.

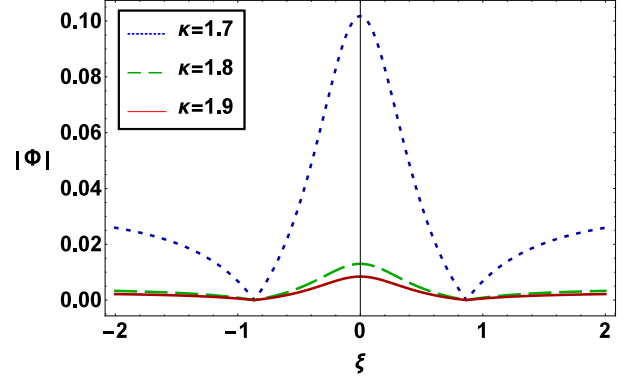


Figure 3: The variation of $|\Phi|$ with ξ for different values of κ ; along with $\alpha = 0.3$ $\delta = 0.0006$, $\lambda = 0.5$, $\mu_i = 2.0$, $\sigma = 1.6$, $\eta = 0.8$, and ω_f .

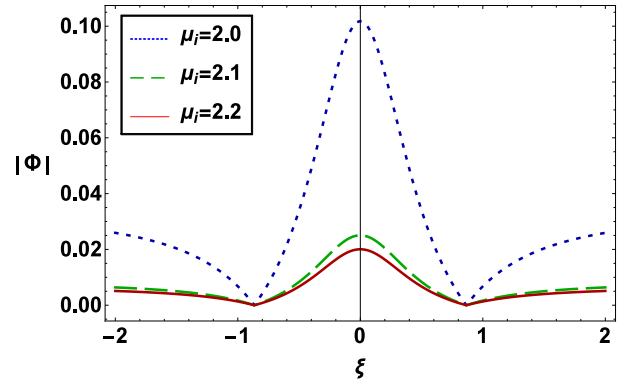


Figure 4: The variation of $|\Phi|$ with ξ for different values of μ_i ; along with $\alpha = 0.3$ $\delta = 0.0006$, $\kappa = 1.7$, $\lambda = 0.5$, $\sigma = 1.6$, $\eta = 0.8$, and ω_f .

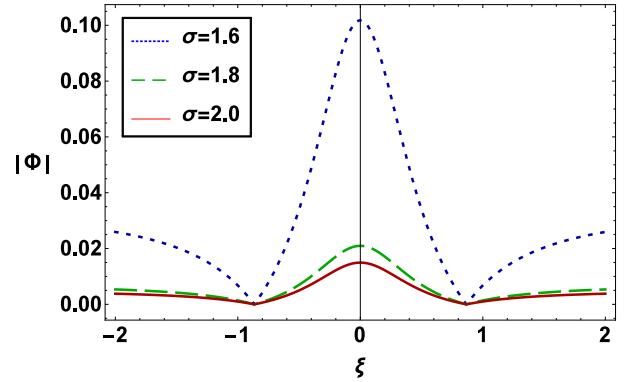


Figure 5: The variation of $|\Phi|$ with ξ for different values of σ ; along with $\alpha = 0.3$ $\delta = 0.0006$, $\kappa = 1.7$, $\lambda = 0.5$, $\mu_i = 2.0$, $\eta = 0.8$, and ω_f .

The nature of the amplitude and the width of the DARWs is also governed by plasma parameters μ_i and σ , and their effects can be observed from Figs. 4 and 5. It is obvious from Figs. 4 and 5 that (a) the height and the width of the DARWs decrease with the increase in the value of equilibrium ion number density (n_{i0}) for fixed values of Z_c and n_{c0} (via μ_i); (b) the nonlinearity of the plasma medium increases (decreases) with m_h (m_c) by depicting taller (smaller) DARWs for fixed values

of Z_c and Z_h (via σ); (c) on the other hand, the nonlinearity of the plasma medium increases with the increase in the value of hot dust charge state Z_c , decreases with increase of the cold dust charge state Z_h when their hot and cold dust mass remain constant. So, the mass and charge state of the hot and cold dust grains provide an opposite effects in the plasma medium to generate highly energetic DARWs.

4. Conclusion

In this work, we have considered an unmagnetized four-component DP system consisting of negatively charged cold and hot dust grains, electrons following super-thermal κ -distribution and ions following non-thermal distribution. The standard NLSE is used to recognize the stable and unstable domain for the DAWs according to the sign of nonlinear and dispersive coefficients. The results of our present investigation will be useful in understanding the propagation of DAWs, MI of DARWs, and finally the generation of the DARWs in space plasma medium (viz. Saturn F-ring [1], circum-solar dust grains [2], and interstellar molecular clouds [3], etc.) and also laboratory DP (viz. fusion device, rf discharges, and Q-machine [3], etc.).

References

- [1] N. Akhtar, S. Mahmood, H. Saleem, Phys. Letters A. 361 (2007) 126.
- [2] M.M. Selim, H.G. Abdelwahed, M.A. El-Atafi, Astrophys. Space Sci. 359 (2015) 25.
- [3] P. K. Shukla and A. A. Mamun, *Introduction to Dusty Plasma Physics* (Institute of Physics Publishing, Bristol, U. 2002).
- [4] B. Feuerbacher, B. Fitton, J. Appl. Phys. 43 (1972) 1563.
- [5] N.N. Rao, P.K. Shukla, M.Y. Yu, Planet. Space Sci. 38 (1990) 543.
- [6] A. Barkan, R.L. Merlino, N.D. Angelo, Phys. Plasmas 2 (1995) 3563.
- [7] R.A. Cairns, A.A. Mamun, R. Bingham, R. Bostrom, R.O. Dendy, C.M.C. Nairn, P.K. Shukla, Geophys. Res. Lett. 22 (1995) 2709.
- [8] A.A. Mamun, R.A. Cairns, P.K. Shukla, Phys. Plasmas 3 (1996) 2610.
- [9] S.A. Elwakil, E.K. El-Shewy, H.G. Abdelwahed, Phys. Plasmas 17 (2010) 052301.
- [10] S. Sultana, S. Islam, A.A. Mamun, Astrophys. Space Sci. 351 (2014) 581.
- [11] N.A. Chowdhury, A. Mannan, A.A. Mamun, Phys. Plasmas 24 (2017) 113701.
- [12] S.A. Elwakil, A. Elgarayhi, E.K. El-Shewy, A.A. Mahmoud, M.A. El-Atafi, Astrophys Space Sci. 343 (2013) 661.
- [13] N.A. Chowdhury, M.M. Hasan, A. Mannan, A.A. Mamun, Vacuum 147 (2018) 31.
- [14] S. Sultana, I. Kourakish, Plasma Phys. Control. Fusion 53 (2011) 045003.
- [15] M.H. Rahman, N.A. Chowdhury, A. Mannan, M. Rahman, A.A. Mamun, Chin. J. Phys. (2018), <https://doi.org/10.1016/j.cjph.2018.09.020>.
- [16] N.A. Chowdhury, A. Mannan, M.R. Hossen, A.A. Mamun, Contrib. Plasma Phys. (2018), <https://doi.org/10.1002/ctpp.201700069>.
- [17] I. Kourakis, A.E. Kalejahi, M. Mehdipoor, P.K. Shukla, Phys. Plasmas 13 (2006) 052117.
- [18] R. Fedele, H. Schamel, Eur. Phys. J. B 27 (2002) 331.
- [19] A. Anikiewicz, N. Devine, N. Akhmediev, Phys. Lett. A 373 (2009) 3997.