

An algorithm to reconstruct convex polyhedra from their face normals and areas

Giuseppe Sellaroli^a

^a*University of Waterloo*

15th October 2018

Abstract

A well-known result in the study of convex polyhedra, due to Minkowski, is that a convex polyhedron is uniquely determined (up to translation) by the directions and areas of its faces. The theorem guarantees existence of the polyhedron associated to given face normals and areas, but does not provide a constructive way to find it explicitly. This article provides an algorithm to reconstruct 3D convex polyhedra from their face normals and areas, based on a method by Lasserre to compute the volume of a convex polyhedron in \mathbb{R}^n . A *Python* implementation of the algorithm is available at <https://github.com/gselleroli/polyhedrec>.

1 Introduction

Minkowski's theorem is a well-known result in the theory of convex polyhedra, stating that a bounded convex polyhedron is uniquely determined by its outward face normals and its face areas, up to translation. However, the theorem does not provide a procedure to explicitly reconstruct the polyhedron associated to face normals and areas. The results of Minkowski's theorem are very important, and are for example widely used in *loop quantum gravity*, where vectors encoding both face normals and areas are used to represent geometry through the convex polyhedra corresponding to them [1, 2]. Using face normals and areas as variables to describe polyhedra has the disadvantage that it is generally not obvious what the polyhedron actually looks like. This article overcomes this obstacle by introducing a numerical algorithm, henceforth referred to as *polyhedrec*, to reconstruct the polyhedron from normals and areas. Pseudo-code for the algorithm is provided, and a *Python* implementation has been made available at <https://github.com/gselleroli/polyhedrec>.

The results of the present paper make use of an algorithm by Lasserre to compute the volume of a polyhedron in \mathbb{R}^n [3], here used to compute areas of convex polygons. The idea behind *polyhedrec* is the following: given F face normals and areas, it considers a class of convex polyhedra with the given face normals (parametrised by F real numbers h_i), then it finds the parameters $\mathbf{h} = (h_1, \dots, h_F)$ for which the face areas of the polyhedron $P(\mathbf{h})$ match the given areas.

It should be noted that a reconstruction technique similar to *polyhedrec* was already introduced by Bianchi, Doná, and Speziale [2], and indeed this article inspired the use of Lasserre's algorithm here. Despite the similarity with this earlier work, the algorithm presented in the following has several advantages:

- both algorithms work by finding the roots of a vector function, but *polyhedrec* uses a function with a single root, while the function in ref. [2] has three degrees of freedom, resulting in infinitely many roots;
- *polyhedrec* provides an explicit expression for the Jacobian matrix of the function, improving the convergence of the root-finding algorithm;
- *polyhedrec* provides pseudo-code and an implementation of the algorithm, while many of the steps in ref. [2] are not made explicit¹;
- there are some oversights and erroneous statements in ref. [2] that are corrected here.

¹It should be noted that the reconstruction algorithm is not the main topic of ref. [2], which focuses on the applications of polyhedra in loop quantum gravity.

The article is structured as follows. Section 2 provides a brief review of Minkowski's theorem and introduces notation. The actual algorithm is presented in Section 3; the section is divided in three parts, focusing respectively on finding the face areas of a generic convex polyhedron, computing the Jacobian matrix of the the face area function, and finding the reconstructed polyhedron. Finally, some concluding remarks are given in Section 4.

2 Premise

We define a convex polyhedron as the region of $P \subseteq \mathbb{R}^3$ obtained as the intersection of finitely many *half-spaces*

$$H_i = \{\mathbf{x} \in \mathbb{R}^3 \mid \langle \mathbf{u}_i, \mathbf{x} \rangle \leq h_i\}, \quad \mathbf{u}_i \in \mathbb{S}^2, \quad h_i \in \mathbb{R}, \quad (1)$$

where $\langle \cdot, \cdot \rangle$ denotes the Euclidean inner product and \mathbb{S}^2 is the 2-sphere

$$\mathbb{S}^2 = \{\mathbf{x} \in \mathbb{R}^3 \mid \|\mathbf{x}\| = 1\}. \quad (2)$$

There are obviously infinitely many ways to represent a given polyhedron in terms of half-spaces; the representation is called *minimal* if intersection of each plane

$$Q_i = \partial H_i = \{\mathbf{x} \in \mathbb{R}^3 \mid \langle \mathbf{u}_i, \mathbf{x} \rangle = h_i\} \quad (3)$$

and the polyhedron is a 2D subset² of \mathbb{R}^3 . When $\dim(Q_i \cap P) = 2$ we are going to call the regions $f_i := Q_i \cap P$ *faces* of the polyhedron, while the regions $e_{ij} := Q_i \cap Q_j \cap P$ are going to be called *edges* when $\dim(e_{ij}) = 1$.

One can easily see that the vectors \mathbf{u}_i are the normals to the planes Q_i ; moreover, they point outside of the half-space H_i , so we are going to call them *outward normals*. Whenever f_i is a face we refer to \mathbf{u}_i as its *outward face normal*. Under certain conditions, polyhedra are fully determined by their face normals and and face areas, as proved by Minkowski [4].

Theorem 1 (Minkowski). *Let $\{\mathbf{u}_i\}_{i=1}^F \subset \mathbb{S}^2$ and $\{A_i\}_{i=1}^F \subset \mathbb{R}$ be respectively a set of distinct unit vectors spanning \mathbb{R}^3 and a set of strictly positive numbers, satisfying the closure constraint*

$$\sum_i A_i \mathbf{u}_i = 0.$$

Then there is a bounded convex polyhedron P with outward face normals \mathbf{u}_i and face areas A_i , unique up to translation.

In other words, the theorem tells us that, given \mathbf{u}_i and A_i satisfying its hypotheses, there are numbers h_i such that \mathbf{u}_i are the outward face normals to the polyhedron

$$P = \{\mathbf{x} \in \mathbb{R}^3 \mid \langle \mathbf{u}_i, \mathbf{x} \rangle \leq h_i, i = 1, \dots, F\} \quad (4)$$

and each f_i has area A_i . The numbers h_i are not unique, as they are defined up to a translation

$$\mathbf{x} \rightarrow \mathbf{x} + \mathbf{c}, \quad \mathbf{c} \in \mathbb{R}^3, \quad (5)$$

under which they transform as

$$h_i \rightarrow h_i + \langle \mathbf{u}_i, \mathbf{c} \rangle. \quad (6)$$

The theorem is not constructive, so it only tells us that the numbers h_i exist, not what they are. The goal of this paper is to build an algorithm to reconstruct the actual polyhedron from its unit normals and areas, assuming they satisfy the hypotheses of Minkowski's theorem.

3 Reconstructing the polyhedron

Let $\{\mathbf{u}_i\}_{i=1}^F$ be the outward unit normals of the polyhedron we want to reconstruct and $\{A_i\}_{i=1}^F$ the respective face areas, satisfying the assumptions of Minkowski's theorem. If we denote by

$$P(\mathbf{h}) := \{\mathbf{x} \in \mathbb{R}^3 \mid \langle \mathbf{u}_i, \mathbf{x} \rangle \leq h_i, i = 1, \dots, F\} \quad (7)$$

²Here we mean that the region $Q_i \cap P$ has non-zero area.

the generic polyhedron with outward normals \mathbf{u}_i , reconstructing the polyhedron is equivalent to finding \mathbf{h} such that

$$A_i(\mathbf{h}) := \text{area}(f_i) = A_i^0. \quad (8)$$

Our reconstruction algorithm is going to follow this approach:

- find an expression for the functions $A_i(\mathbf{h})$;
- compute the Jacobian $J_{ij}(\mathbf{h}) = \frac{\partial A_i}{\partial h_j}$;
- use a root-finding algorithm to find a solution to equation (8).

3.1 Computing the area of $f_i(\mathbf{h})$

Our algorithm to compute the area of each $f_i(\mathbf{h})$ is based on the one presented in [2], which itself is based on an algorithm by Lasserre [3]: the idea is to compute the lengths of the regions e_{ij} , $j \neq i$ which bound f_i and use them to calculate the area. Although the underlying idea is the same as [2], the presentation here will be more geometrical and avoid many unnecessary variables; most importantly, there are some oversights in [2] that will be addressed in the present paper.

Before we can devise a way to compute the face areas of $P(\mathbf{h})$, there is an important point to consider. Although we know from Minkowski's theorem that the reconstructed polyhedron is bounded, there is *a priori* no guarantee that $P(\mathbf{h})$ is for arbitrary \mathbf{h} , which could result in infinite areas. Luckily, $P(\mathbf{h})$ is guaranteed to be bounded by the following Proposition.

Proposition 1. *Let $\{\mathbf{u}_i\}_{i=1}^F \subset \mathbb{S}^2$ be unit vectors spanning \mathbb{R}^3 , and suppose there are numbers $\alpha_i > 0$ such that*

$$\sum_i \alpha_i \mathbf{u}_i = 0.$$

Then the polyhedron $P(\mathbf{h}) = \{\mathbf{x} \in \mathbb{R}^3 \mid \langle \mathbf{u}_i, \mathbf{x} \rangle \leq h_i, i = 1, \dots, F\}$ is bounded for any $\mathbf{h} \in \mathbb{R}^F$.

Proof. We are going to consider three separate cases.

(i) First note that if $P(\mathbf{h}) = \emptyset$ the proposition holds, as the empty set is bounded.

(ii) Suppose now that $P(\mathbf{h}) \setminus \bigcup_i Q_i(\mathbf{h}) \neq \emptyset$, i.e., the interior of the polyhedron is non-empty, and let \mathbf{p} be a point in it. The ray

$$r(\mathbf{u}) := \{\mathbf{p} + \lambda \mathbf{u} \mid \lambda \geq 0\} \quad (9)$$

in the direction $\mathbf{u} \in \mathbb{S}^2$ intersects the plane Q_i if and only if

$$\exists \lambda \geq 0 \quad \text{s.t.} \quad \langle \mathbf{u}_i, \lambda \mathbf{u} \rangle = h_i - \langle \mathbf{u}_i, \mathbf{p} \rangle > 0, \quad (10)$$

or equivalently iff

$$\langle \mathbf{u}_i, \mathbf{u} \rangle > 0. \quad (11)$$

Suppose that $P(\mathbf{h})$ is unbounded; then there is $\mathbf{u} \in \mathbb{S}^2$ such that $r(\mathbf{u})$ does not intersect any of the Q_i , i.e.,

$$\langle \mathbf{u}_i, \mathbf{u} \rangle \leq 0, \quad \forall i. \quad (12)$$

However,

$$\mathbf{u}_F = - \sum_{i \neq F} \beta_i \mathbf{u}_i, \quad \beta_i := \frac{\alpha_i}{\alpha_F} > 0, \quad (13)$$

so that

$$\langle \mathbf{u}_F, \mathbf{u} \rangle = - \sum_{i \neq F} \beta_i \langle \mathbf{u}_i, \mathbf{u} \rangle \geq 0. \quad (14)$$

Moreover, since $\text{span}\{\mathbf{u}_i\}_{i=1}^F = \mathbb{R}^3$ and $\|\mathbf{u}\| = 1$ there must be at least one \mathbf{u}_i such that $\langle \mathbf{u}_i, \mathbf{u} \rangle \neq 0$; whether the latter is \mathbf{u}_F or not, this leads to

$$\langle \mathbf{u}_F, \mathbf{u} \rangle > 0, \quad (15)$$

which is a contradiction.

(iii) Finally, when $P(\mathbf{h}) \setminus \bigcup_i Q_i(\mathbf{h}) = \emptyset$ but $P(\mathbf{h}) \neq \emptyset$ note that

$$\emptyset \neq P(\mathbf{h}) \subseteq P(\mathbf{h}') \setminus \bigcup_i Q_i(\mathbf{h}'), \quad h'_i = h_i + 1 \quad (16)$$

which implies $P(\mathbf{h}')$ is bounded as a consequence of point (ii). It follows that $P(\mathbf{h})$ is bounded as well. \square

Armed with the results of Proposition 1, we can proceed in our computation of the area of $f_i(\mathbf{h})$. To do so, we are first going to find the lengths of all the edges e_{ij} , $j \neq i$ bounding f_i . We distinguish two cases.

Length of e_{ij} , case 1: $\mathbf{u}_j \neq -\mathbf{u}_i$

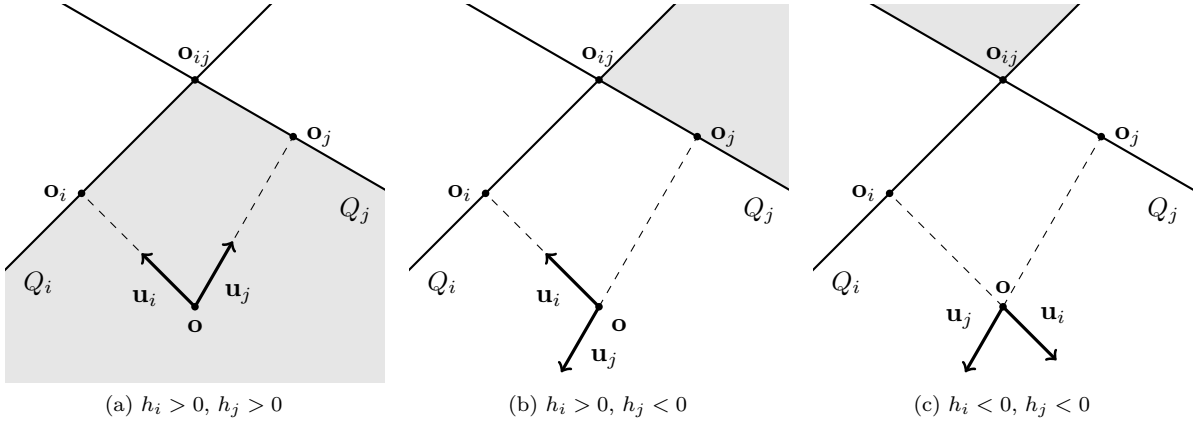


Figure 1: Intersection of the planes Q_i and Q_j as seen from the plane spanned by \mathbf{u}_i , \mathbf{u}_j . Note that \mathbf{o} (the origin), \mathbf{o}_i , \mathbf{o}_j , and \mathbf{o}_{ij} all belong to this plane. Different possibilities for the signs of h_i and h_j are shown; the darker area is the intersection of the half-spaces H_i and H_j .

When $\mathbf{u}_j \neq -\mathbf{u}_i$ the planes Q_i and Q_j are not parallel³, hence the intersection $Q_i \cap Q_j$ is a line. Let \mathbf{o}_i be the projection of the origin on the plane Q_i , i.e.,

$$\mathbf{o}_i = h_i \mathbf{u}_i. \quad (17)$$

Note that $\|\mathbf{o} - \mathbf{o}_i\| = |h_i|$, so that h_i gives us the *signed distance* between the origin and Q_i ; in general, we are going to define the signed distance between a point \mathbf{x} and one of the planes Q_i as

$$\sigma(\mathbf{x}, Q_i) := h_i - \langle \mathbf{u}_i, \mathbf{x} \rangle, \quad (18)$$

so that

$$\begin{cases} \sigma(\mathbf{x}, Q_i) \geq 0 & \text{if } \mathbf{x} \in H_i \\ \sigma(\mathbf{x}, Q_i) < 0 & \text{otherwise.} \end{cases} \quad (19)$$

We denote by \mathbf{o}_{ij} the intersection between $Q_i \cap Q_j$ and the plane containing the origin spanned by \mathbf{u}_i and \mathbf{u}_j (see Fig. 1), that is

$$\begin{cases} \mathbf{o}_{ij} = \alpha \mathbf{u}_i + \beta \mathbf{u}_j, & \alpha, \beta \in \mathbb{R} \\ \langle \mathbf{u}_i, \mathbf{o}_{ij} \rangle = h_i \\ \langle \mathbf{u}_j, \mathbf{o}_{ij} \rangle = h_j, \end{cases} \quad (20)$$

whose solution is

$$\mathbf{o}_{ij} = \frac{r_{ji} \mathbf{u}_i + r_{ij} \mathbf{u}_j}{1 - \langle \mathbf{u}_i, \mathbf{u}_j \rangle^2} \equiv \frac{r_{ji} \mathbf{u}_i + r_{ij} \mathbf{u}_j}{\|\mathbf{u}_i \times \mathbf{u}_j\|^2}, \quad r_{ij} := h_j - \langle \mathbf{u}_i, \mathbf{u}_j \rangle h_i. \quad (21)$$

Since the line $Q_i \cap Q_j$ is perpendicular to both \mathbf{u}_i and \mathbf{u}_j it has $\mathbf{u}_i \times \mathbf{u}_j$ as a direction vector, i.e.,

$$Q_i \cap Q_j = \{\mathbf{o}_{ij} + \lambda \mathbf{u}_i \times \mathbf{u}_j \mid \lambda \in \mathbb{R}\}. \quad (22)$$

³Recall that the unit normals are required to be distinct, so it cannot be $\mathbf{u}_j = \mathbf{u}_i$.

Each point $\mathbf{o}_{ij} + \lambda \mathbf{u}_i \times \mathbf{u}_j$ belongs to e_{ij} if and only if

$$\langle \mathbf{u}_k, \mathbf{o}_{ij} + \lambda \mathbf{u}_i \times \mathbf{u}_j \rangle \leq h_k, \quad \forall k \neq i, j, \quad (23)$$

that is

$$a_{ij}^k \lambda \leq b_{ij}^k, \quad \forall k \neq i, j, \quad (24)$$

where

$$a_{ij}^k := \langle \mathbf{u}_k, \mathbf{u}_i \times \mathbf{u}_j \rangle, \quad b_{ij}^k := h_k - \frac{r_{ij} \langle \mathbf{u}_j, \mathbf{u}_k \rangle + r_{ji} \langle \mathbf{u}_i, \mathbf{u}_k \rangle}{\|\mathbf{u}_i \times \mathbf{u}_j\|^2}; \quad (25)$$

it follows that

$$\lambda \leq \lambda_{ij}^{\max} := \min_k \left\{ \frac{b_{ij}^k}{a_{ij}^k} \mid a_{ij}^k > 0 \right\} \quad \text{and} \quad \lambda \geq \lambda_{ij}^{\min} := \max_k \left\{ \frac{b_{ij}^k}{a_{ij}^k} \mid a_{ij}^k < 0 \right\}. \quad (26)$$

Note however that we still have to take into account equation (24) when $a_{ij}^k = 0$: in fact, in this case the equation is either solved by every lambda (if $b_{ij}^k \geq 0$) or by none of them (if $b_{ij}^k < 0$). This point is ignored in [2], where only the case $a_{ij}^k \neq 0$ is used to compute the length, leading to an erroneous calculation in some cases.

Putting everything together, we can write

$$e_{ij} = \{ \mathbf{o}_{ij} + \lambda \mathbf{u}_i \times \mathbf{u}_j \mid \lambda \in \Lambda_{ij} \}, \quad (27)$$

where

$$\Lambda_{ij} = [\lambda_{ij}^{\min}, \lambda_{ij}^{\max}] \cap \bigcap_k \{ \lambda \in \mathbb{R} \mid a_{ij}^k = 0, b_{ij}^k \geq 0 \} \quad (28)$$

and we use the convention that $[a, b] = \emptyset$ if $a > b$. When $\Lambda_{ij} \neq \emptyset$ the length of e_{ij} is

$$L_{ij} = \|(\mathbf{o}_{ij} + \lambda_{ij}^{\max} \mathbf{u}_i \times \mathbf{u}_j) - (\mathbf{o}_{ij} + \lambda_{ij}^{\min} \mathbf{u}_i \times \mathbf{u}_j)\| = (\lambda_{ij}^{\max} - \lambda_{ij}^{\min}) \|\mathbf{u}_i \times \mathbf{u}_j\|, \quad (29)$$

so that in general

$$L_{ij} = \lambda_{ij} \|\mathbf{u}_i \times \mathbf{u}_j\|, \quad \lambda_{ij} := \begin{cases} \lambda_{ij}^{\max} - \lambda_{ij}^{\min} & \text{if } \Lambda_{ij} \neq \emptyset \\ 0 & \text{otherwise.} \end{cases} \quad (30)$$

Length of e_{ij} , case 2: $\mathbf{u}_j = -\mathbf{u}_i$

Suppose now that $\mathbf{u}_j = -\mathbf{u}_i$, which implies Q_i and Q_j are parallel. The intersection $Q_i \cap Q_j$ in this case is either empty ($Q_i \neq Q_j$) or a plane ($Q_i = Q_j$). In either case e_{ij} is not an edge, so we set

$$L_{ij} = \lambda_{ij} = 0. \quad (31)$$

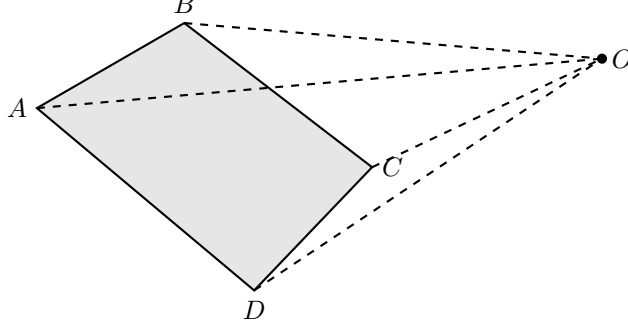
Using the lengths to find the area

Now that we have the lengths of the edges bounding f_i (if any), we can use them to compute its area as follows. Given a convex polygon—which f_i is, if it is a face—such as in Fig. 2, its area can be computed in the following way:

- choose any point O on the plane containing the polygon;
- for each edge of the polygon, construct the triangle with the endpoints of the edge and O as vertices.

Note that by construction the triangles cover the polygon. There are two possible cases, depending on the position of O .

1. If O is inside the polygon, the triangles do not overlap and their union coincides with the polygon itself. It follows that the area of the polygon can be obtained by summing the area of each triangle.
2. If O is outside the polygon, some of the triangles overlap. Specifically, there are two kinds of triangles, i.e., those for which O and the polygon lie on the same side the associated edge (e.g., ABO in the figure), and those for which they lie on opposite sides (e.g., BCO); we will call them respectively of type I and II. One can easily see that the area of the polygon is obtained by summing the areas of all the type I triangles and subtracting those of all the type II triangles.



$$\text{area}(ABCD) = \text{area}(ABO) + \text{area}(ADO) - \text{area}(DCO) - \text{area}(BCO)$$

Figure 2: Calculation of the area of a convex polygon using triangles. Note that if we choose the common vertex of the triangles O to be outside the polygon, some of the triangle areas have to be subtracted, namely those for which O is on the other side of the edge with respect to the polygon.

We are going to compute the area $A_i(\mathbf{h})$ using this procedure, with \mathbf{o}_i as our chosen point on the plane Q_i . The area of the triangle associated to e_{ij} is

$$\frac{1}{2}L_{ij}d_{ij}, \quad (32)$$

where d_{ij} is the distance between \mathbf{o}_i and $Q_i \cap Q_j$, i.e, the distance between \mathbf{o}_i and \mathbf{o}_{ij} , as

$$\langle \mathbf{o}_{ij} - \mathbf{o}_i, \mathbf{u}_i \times \mathbf{u}_j \rangle = 0. \quad (33)$$

To account for the possibility of the triangle being of type II, we will make d_{ij} a signed distance, with

$$\begin{cases} d_{ij} \geq 0 & \text{if } \mathbf{o}_i \in H_j \\ d_{ij} < 0 & \text{otherwise.} \end{cases} \quad (34)$$

One can easily see that

$$\mathbf{o}_{ij} - \mathbf{o}_i = r_{ij} \frac{\mathbf{u}_j - \langle \mathbf{u}_i, \mathbf{u}_j \rangle \mathbf{u}_i}{\|\mathbf{u}_i \times \mathbf{u}_j\|^2}, \quad (35)$$

which since

$$\|\mathbf{u}_j - \langle \mathbf{u}_i, \mathbf{u}_j \rangle \mathbf{u}_i\|^2 = 1 - \langle \mathbf{u}_i, \mathbf{u}_j \rangle^2 = \|\mathbf{u}_i \times \mathbf{u}_j\|^2 \quad (36)$$

implies that

$$\|\mathbf{o}_{ij} - \mathbf{o}_i\| = \frac{|r_{ij}|}{\|\mathbf{u}_i \times \mathbf{u}_j\|}. \quad (37)$$

Noticing that

$$r_{ij} = h_j - \langle \mathbf{u}_i, \mathbf{u}_j \rangle h_i \geq 0 \quad \Leftrightarrow \quad \langle \mathbf{u}_j, \mathbf{o}_i \rangle \leq h_j \quad \Leftrightarrow \quad \mathbf{o}_i \in H_j, \quad (38)$$

we see that it must be

$$d_{ij} = \frac{r_{ij}}{\|\mathbf{u}_i \times \mathbf{u}_j\|}; \quad (39)$$

the area of f_i can finally be calculated as⁴

$$A_i(\mathbf{h}) = \sum_{j \neq i} \frac{1}{2} L_{ij} d_{ij} \equiv \sum_{j \neq i} \frac{1}{2} \lambda_{ij} r_{ij}. \quad (40)$$

Pseudocode for the calculation of all the face areas of $P(\mathbf{h})$ is presented in Algorithm 1 as a summary. In this form we can easily see that the time complexity for the computation of the areas is $O(F^3)$. Since it is obviously

$$\lambda_{ji} = \lambda_{ij}, \quad (41)$$

the algorithm can be made more efficient by only cycling through $j > i$, which is indeed what was done in the Python implementation.

⁴The case where $\mathbf{u}_j = -\mathbf{u}_i$, in which d_{ij} is not defined, is accounted for since $L_{ij} = \lambda_{ij} = 0$.

Algorithm 1: Face areas of $P(\mathbf{h})$

```

1: procedure AREAS( $\mathbf{h}$ )
2:    $A \leftarrow (0, 0, \dots, 0)$  ▷ Initialise areas array (sequence of  $n$  zeros)
3:   Compute all the  $\lambda_{ij}$ :
4:   for  $i \in \{1, \dots, F\}$  do
5:     for  $j \neq i$  do
6:       if  $\langle \mathbf{u}_i, \mathbf{u}_j \rangle = -1$  then
7:          $\lambda_{ij} \leftarrow 0$  ▷ If the  $f_i$  and  $f_j$  are parallel  $\lambda_{ij}$  must be zero.
8:       else
9:          $\lambda_{ij}^{\max} \leftarrow \min_{a_{ij}^k > 0} \{b_{ij}^k(\mathbf{h})/a_{ij}^k\}$ 
10:         $\lambda_{ij}^{\min} \leftarrow \max_{a_{ij}^k < 0} \{b_{ij}^k(\mathbf{h})/a_{ij}^k\}$ 
11:         $\lambda_{ij} \leftarrow \max(0, \lambda_{ij}^{\max} - \lambda_{ij}^{\min})$ 
12:        for  $k \neq i, j$  do
13:          if  $a_{ij}^k = 0$  and  $b_{ij}^k(\mathbf{h}) < 0$  then
14:             $\lambda_{ij} \leftarrow 0$  ▷ If  $a_{ij}^k = 0$  and  $b_{ij}^k < 0$  for some  $k \neq i, j$  then  $\lambda_{ij} = 0$ .
15:          end if
16:        end for
17:      end if
18:    end for
19:  end for
20:  Compute areas:
21:  for  $i \in \{1, \dots, F\}$  do
22:    for  $j \neq i$  do
23:       $A_i \leftarrow A_i + \frac{1}{2} \lambda_{ij} r_{ij}(\mathbf{h})$ 
24:    end for
25:  end for
26:  return  $A$ 
27: end procedure

```

3.2 The Jacobian of $A(\mathbf{h})$

As we have an expression for $A(\mathbf{h})$ in terms of \mathbf{h} , we can compute the Jacobian of this vector function to make it easier for the root-finding algorithm to find a solution.

Reduction of degrees of freedom

Recall that there are infinitely many \mathbf{h} satisfying equation (8). We may be tempted to leave \mathbf{h} arbitrary or, as it was done in [2], to require $h_i \geq 0$, i.e., that the origin lies inside the polyhedron. Either way, however, the solution \mathbf{h}^* of equation (8) is only defined up to 3 degrees of freedom, effectively resulting in infinitely many roots for the function

$$g : \mathbf{h} \in \mathbb{R}^F \mapsto A(\mathbf{h}) - A^0 \in \mathbb{R}^F. \quad (42)$$

To see why this is a problem, let us take a closer look on how $A(\mathbf{h})$ depends on \mathbf{h} . Reference [2] erroneously states that this function is *quadratic* in \mathbf{h} , being the sum of products of linear functions. The functions $\lambda_{ij}(\mathbf{h})$, however, are only *piecewise linear*, as they are defined in terms of maxima and minima, just as a function of the form

$$f(x, y) := \max\{x + y, 2x - y\} \equiv \begin{cases} x + y & \text{if } x \leq 2y \\ 2x - y & \text{if } x > 2y. \end{cases} \quad (43)$$

An important consequence of this fact is that λ_{ij} is only piecewise differentiable, similarly to how, for the previous example,

$$\frac{\partial f}{\partial x}(x, y) = \begin{cases} 1 & \text{if } x < 2y \\ 2 & \text{if } x > 2y \end{cases} \quad (44)$$

but it is undefined for all the points in $\{(2y, y) \mid y \in \mathbb{R}\} \subset \mathbb{R}^2$. It follows in particular that, because areas are necessarily non-negative, that $g_i(\mathbf{h})$ can become *locally constant* when $A_i(\mathbf{h}) = 0$. For example, if

$$\mathbf{u}_1 = (1, 0, 0) \quad \mathbf{u}_2 = (0, 1, 0) \quad \mathbf{u}_3 = (0, 0, 1) \quad (45a)$$

$$\mathbf{u}_4 = (-1, 0, 0) \quad \mathbf{u}_5 = (0, -1, 0) \quad \mathbf{u}_6 = (0, 0, -1) \quad (45b)$$

$$\mathbf{u}_7 = (\sqrt{2}/2, \sqrt{2}/2, 0), \quad (45c)$$

one can easily see that

$$h_7 \geq \frac{\sqrt{2}}{2}(h_1 + h_2) \quad \Rightarrow \quad A_7(\mathbf{h}) = 0. \quad (46)$$

This is particularly bad when trying to find a root of $g(\mathbf{h})$, since from the point of view of the algorithm

$$h_7 = 2(h_1 + h_2) \quad \text{and} \quad h_7 = 2000(h_1 + h_2) \quad (47)$$

are not distinguishable, i.e., it has no way to know that h_7 should be *decreased* to get closer to the solution.

Taking these things into account, we can see why having three degrees of freedom is a problem: at each iteration the root-finding algorithm will try to get closer to a different root; regardless of the initial guess we choose, we cannot guarantee that the algorithm is not going to be led to a situation were at least one of the $g_i(\mathbf{h})$ is constant and will fail to converge.

We will overcome this situation by fixing the degrees of freedom: instead of requiring that the origin is inside the polyhedron, we fix its position once and for all. A convenient location for the origin is at the intersection of three of the planes Q_i . To ensure that the intersection is in fact a point, we choose three planes such that the respective unit normals span \mathbb{R}^3 , which can always be done⁵; for simplicity we are going to assume that the \mathbf{u}_i are ordered such that

$$\text{span}\{\mathbf{u}_1, \mathbf{u}_2, \mathbf{u}_3\} = \mathbb{R}^3 \quad (48)$$

⁵Three independent unit vectors can efficiently be found in the following way: choose one vector \mathbf{u}_{i_1} , then cycle through the others to find one, say \mathbf{u}_{i_2} , with $|\langle \mathbf{u}_{i_1}, \mathbf{u}_{i_2} \rangle| \neq 1$. Finally, cycle through the remaining ones to find \mathbf{u}_{i_3} such that $\langle \mathbf{u}_{i_3}, \mathbf{u}_{i_1} \times \mathbf{u}_{i_2} \rangle \equiv a_{i_1 i_2}^{i_3} \neq 0$. This method is efficient, as the dot products and the numbers a_{ij}^k have to be computed anyway to calculate $A(\mathbf{h})$.

and choose the planes Q_1, Q_2, Q_3 . It follows that these planes are at distance 0 from the origin, i.e., we are only going to look at polyhedra of the form

$$P(0, 0, 0, \tilde{\mathbf{h}}), \quad \tilde{\mathbf{h}} \in \mathbb{R}^{F-3}. \quad (49)$$

The function

$$\tilde{g} : \tilde{\mathbf{h}} \in \mathbb{R}^{F-3} \mapsto A(0, 0, 0, \tilde{\mathbf{h}}) - A^0 \in \mathbb{R}^F \quad (50)$$

has a *unique root*, which we can now find with a root-finding algorithm.

Computing the Jacobian

Having reduced the degrees of freedom, we can compute the jacobian of the function \tilde{g} . Let greek letters α, β be indices ranging in $\{4, \dots, F\}$. The Jacobian is the $F \times (F - 3)$ matrix with entries

$$J_{i\beta}(\tilde{\mathbf{h}}) = \frac{\partial \tilde{g}_i}{\partial h_\beta}(\tilde{\mathbf{h}}) \equiv \frac{\partial A_i}{\partial h_\beta}(0, 0, 0, \tilde{\mathbf{h}}). \quad (51)$$

Recall that $A(\mathbf{h})$ is only piecewise differentiable, so the Jacobian can be discontinuous; when this happens we are going to assign a value for J at the discontinuity anyway by randomly choosing from one of the limiting values. Since

$$A_i = \frac{1}{2} \sum_{j \neq i} \lambda_{ij} r_{ij}, \quad (52)$$

we have

$$\frac{\partial A_i}{\partial h_\beta} = \frac{1}{2} \sum_{j \neq i} \left(\frac{\partial \lambda_{ij}}{\partial h_\beta} r_{ij} + \lambda_{ij} \frac{\partial r_{ij}}{\partial h_\beta} \right); \quad (53)$$

we can easily compute

$$\frac{\partial r_{ij}}{\partial h_\beta} = \delta_{\beta j} - \delta_{\beta i} \langle \mathbf{u}_i, \mathbf{u}_j \rangle, \quad (54)$$

but to find the derivatives of λ_{ij} we first need to find those of λ_{ij}^{\max} and λ_{ij}^{\min} , which depend on the b_{ij}^k . We can make explicit the dependence of b_{ij}^k on $\tilde{\mathbf{h}}$ by introducing the quantities

$$N_{ij}^k := \frac{\langle \mathbf{u}_i, \mathbf{u}_j \rangle \langle \mathbf{u}_k, \mathbf{u}_j \rangle - \langle \mathbf{u}_k, \mathbf{u}_i \rangle}{\|\mathbf{u}_i \times \mathbf{u}_j\|^2}, \quad (55)$$

in terms of which we can write⁶

$$b_{ij}^k = h_k + h_i N_{ij}^k + h_j N_{ji}^k. \quad (56)$$

Note that

$$\lambda_{ij}^{\max} = \min_k \left\{ \frac{b_{ij}^k}{a_{ij}^k} \mid a_{ij}^k > 0 \right\} \equiv \max_k \left\{ \frac{b_{ij}^k}{a_{ji}^k} \mid a_{ji}^k < 0 \right\} = \lambda_{ji}^{\min}. \quad (57)$$

When $\lambda_{ij} \neq 0$, choose

$$k_{\max}^{ij} \in \arg \min_k \left\{ \frac{b_{ij}^k}{a_{ij}^k} \mid a_{ij}^k > 0 \right\}, \quad k_{\min}^{ij} \in \arg \max_k \left\{ \frac{b_{ij}^k}{a_{ij}^k} \mid a_{ij}^k < 0 \right\}; \quad (58)$$

if the arg min or arg max contain more than one element, we can choose from them randomly, as long as we ensure

$$k_{\max}^{ij} = k_{\min}^{ji}. \quad (59)$$

It follows that, when $\lambda_{ij} \neq 0$,

$$\lambda_{ij}^{\max} = \frac{b_{ij}^{k_{\max}^{ij}}}{a_{ij}^{k_{\max}^{ij}}}, \quad \lambda_{ij}^{\min} = \frac{b_{ij}^{k_{\min}^{ij}}}{a_{ij}^{k_{\min}^{ij}}}. \quad (60)$$

⁶Note that N_{ij}^k is not defined when $\mathbf{u}_j = -\mathbf{u}_i$, but in this case $\lambda_{ij} = 0$.

Introducing the numbers

$$c_{ij} := [\lambda_{ij} \neq 0] \left(\frac{N_{ij}^{k_{\max}^{ij}}}{a_{ij}^{k_{\max}^{ij}}} - \frac{N_{ij}^{k_{\min}^{ij}}}{a_{ij}^{k_{\min}^{ij}}} \right) \equiv [\lambda_{ij} \neq 0] \left(\frac{N_{ij}^{k_{\max}^{ji}}}{a_{ji}^{k_{\max}^{ji}}} - \frac{N_{ij}^{k_{\min}^{ji}}}{a_{ji}^{k_{\min}^{ji}}} \right) \quad (61)$$

$$y_{ij}^k := [\lambda_{ij} \neq 0] \frac{1}{a_{ij}^k} ([k = k_{\max}^{ij}] - [k = k_{\min}^{ij}]), \quad (62)$$

where we used the *Iverson bracket*

$$[P] = \begin{cases} 1 & \text{if } P \text{ is true} \\ 0 & \text{if } P \text{ is false,} \end{cases} \quad (63)$$

we see that

$$\frac{\partial \lambda_{ij}}{\partial h_\beta} = \delta_{\beta i} c_{ij} + \delta_{\beta j} c_{ji} + y_{ij}^\beta, \quad (64)$$

which automatically includes the case $\lambda_{ij} = 0$. The Jacobian is finally computed by substituting equations (54) and (64) into equation (53).

Pseudocode for the computation of the Jacobian can be found in Algorithm 2. The time complexity for the computation is $O(F^3)$. In the Python implementation the Jacobian and the areas are calculated together, to avoid repetitions.

Algorithm 2: Jacobian

```

1: procedure JACOBIAN(h)
2:    $J \leftarrow \mathbf{0}_{n,n-3}$  ▷ Initialise Jacobian ( $n \times (n - 3)$  zero matrix)
3:   Compute  $k_{\max}^{ij}$  and  $k_{\min}^{ij}$ :
4:   for  $i \in \{1, \dots, F\}$  do
5:     for  $j \neq i$  do
6:        $k_{\max}^{ij} \leftarrow$  random element of  $\arg \min_{a_{ij}^k > 0} \{b_{ij}^k(\mathbf{h})/a_{ij}^k\}$ 
7:        $k_{\min}^{ij} \leftarrow$  random element of  $\arg \max_{a_{ij}^k < 0} \{b_{ij}^k(\mathbf{h})/a_{ij}^k\}$ 
8:     end for
9:   end for
10:  Compute each Jacobian entry  $J_{i\beta}$ :
11:  for  $i \in \{1, \dots, F\}$ ,  $\beta \in \{3, \dots, F\}$  do
12:    for  $j \neq i$  do
13:      if  $\beta = i$  then
14:         $J_{i\beta} \leftarrow J_{i\beta} + \frac{1}{2}[c_{\beta j}(\mathbf{h})r_{ij}(\mathbf{h}) - \langle \mathbf{u}_i, \mathbf{u}_j \rangle \lambda_{ij}(\mathbf{h})]$  ▷ Note that  $y_{ij}^i = y_{ij}^j = 0$ 
15:      else if  $\beta = j$  then
16:         $J_{i\beta} \leftarrow J_{i\beta} + \frac{1}{2}[c_{\beta i}(\mathbf{h})r_{ij}(\mathbf{h}) + \lambda_{ij}(\mathbf{h})]$ 
17:      else
18:         $J_{i\beta} \leftarrow J_{i\beta} + \frac{1}{2}y_{ij}^\beta(\mathbf{h})r_{ij}(\mathbf{h})$ 
19:      end if
20:    end for
21:  end for
22:  return  $J$ 
23: end procedure

```

3.3 Finding the Polyhedron

We now have all the ingredients to reconstruct the polyhedron. The approach followed here greatly differs from the one presented in [2]. In the latter, the polyhedron is reconstructed by *minimising* the function

$$\sum_i (A_i - A_i^0)^2. \quad (65)$$

There are two problems with this approach.

- There is no guarantee that the function only has one minimum. Depending on the initial guess supplied to the algorithm, a local minimum for which the function does not vanish may be found.

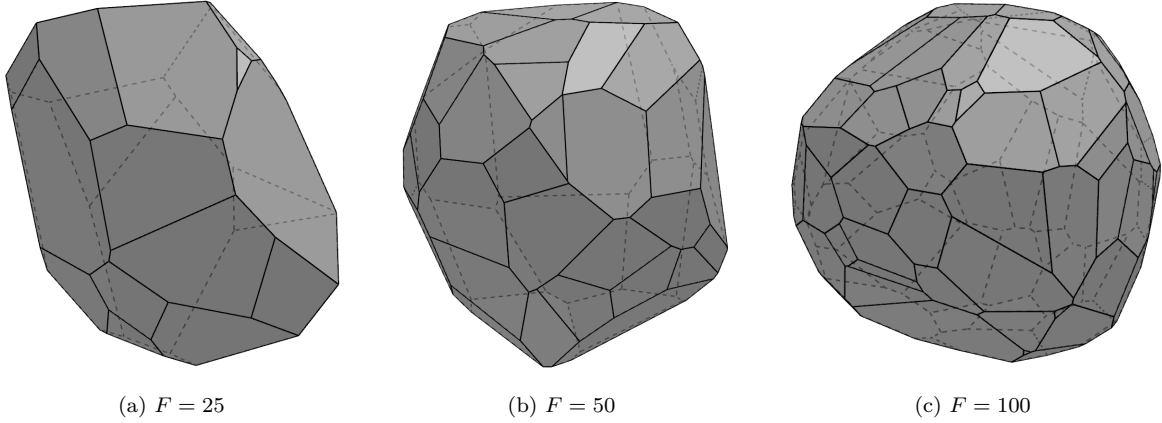


Figure 3: Examples of reconstructed polyhedra with number of faces $F = 25, 50, 100$. In each case $F - 1$ of the normals and areas were uniformly distributed respectively on \mathbb{S}^2 and the interval $(0, 1]$, while the last normal and area were constructed so that $\sum_i A_i^0 \mathbf{u}_i = \mathbf{0}$.

- Since the algorithm is trying to minimise the function instead of finding a root, it can end up being drawn to a value of \mathbf{h} that makes the function constant, i.e., $A(\mathbf{h}) = \mathbf{0}$.

Both situations are dangerous, as the algorithm will fail to reconstruct the right polyhedron, but it will *believe it succeeded*. The author has tried to reproduce the algorithm presented in [2], but has found minimising (65) to be unreliable, even when fixing the degrees of freedom.

The approach we are going to follow, as mentioned already, is to find the roots of the function \tilde{g} . The algorithm used in the Python implementation is the Levenberg–Marquardt as implemented in *SciPy* [5]. To avoid a situation in which some entries of the Jacobian vanish, it is important to choose the initial guess $\tilde{\mathbf{h}}_0$ in such a way that

$$A_i(0, 0, 0, \tilde{\mathbf{h}}_0) > 0, \quad \forall i. \quad (66)$$

A reliable way to do so is to choose $\tilde{\mathbf{h}}_0$ such that each Q_i is at a fixed distance D from a given point \mathbf{c} inside the polyhedron. There is a unique \mathbf{c} satisfying the requirements for D fixed: in fact, note that it must be⁷

$$\begin{cases} \mathbf{c} = \alpha_1 \mathbf{u}_1 + \alpha_2 \mathbf{u}_2 + \alpha_3 \mathbf{u}_3 \\ \langle \mathbf{u}_i, \mathbf{c} \rangle = h_i - D, \quad i = 1, \dots, F, \end{cases} \quad (67)$$

and in particular

$$\langle \mathbf{u}_1, \mathbf{c} \rangle = \langle \mathbf{u}_2, \mathbf{c} \rangle = \langle \mathbf{u}_3, \mathbf{c} \rangle = -D, \quad (68)$$

that is

$$\begin{pmatrix} 1 & \langle \mathbf{u}_1, \mathbf{u}_2 \rangle & \langle \mathbf{u}_1, \mathbf{u}_3 \rangle \\ \langle \mathbf{u}_2, \mathbf{u}_1 \rangle & 1 & \langle \mathbf{u}_2, \mathbf{u}_3 \rangle \\ \langle \mathbf{u}_3, \mathbf{u}_1 \rangle & \langle \mathbf{u}_3, \mathbf{u}_2 \rangle & 1 \end{pmatrix} \begin{pmatrix} \alpha_1 \\ \alpha_2 \\ \alpha_3 \end{pmatrix} = \begin{pmatrix} -D \\ -D \\ -D \end{pmatrix}; \quad (69)$$

there is a unique solution to (69), since the 3×3 matrix on the l.h.s. is the *Gram matrix* of the independent vectors $\mathbf{u}_1, \mathbf{u}_2, \mathbf{u}_3$, which implies it has non-zero determinant. Once \mathbf{c} is fixed, the initial guess is given by

$$h_\alpha^0 = D + \langle \mathbf{u}_\alpha, \mathbf{c} \rangle. \quad (70)$$

It only remains to fix D . To do so, we first choose some value, say $D_0 = 1$, and use it to compute $\tilde{\mathbf{h}}_0$. If we denote, with some abuse of notation,

$$A_i(D) := A_i(0, 0, 0, \tilde{\mathbf{h}}_0(D)), \quad (71)$$

one can easily see that

$$A_i(\lambda D) = \lambda^2 A_i(D), \quad \lambda > 0, \quad (72)$$

so that in particular

$$A_i(D) = D^2 A_i(D_0). \quad (73)$$

⁷Recall that $\text{span}\{\mathbf{u}_1, \mathbf{u}_2, \mathbf{u}_3\} = \mathbb{R}^3$ and that the distance from a point $\mathbf{x} \in P(\mathbf{h})$ and Q_i is $\sigma(\mathbf{x}, Q_i) = h_i - \langle \mathbf{u}_i, \mathbf{x} \rangle \geq 0$.

We are going to choose D such that, in average,

$$\frac{A_i^0}{A_i(D)} = \frac{A_i^0}{D^2 A_i(D_0)} = 1, \quad (74)$$

i.e.

$$D = \sqrt{\frac{1}{F} \sum_i \frac{A_i^0}{A_i(D_0)}}; \quad (75)$$

the updated $\tilde{\mathbf{h}}_0$ is then given by

$$\tilde{\mathbf{h}}_0 \rightarrow D\tilde{\mathbf{h}}_0. \quad (76)$$

Some examples of polyhedra reconstructed with the algorithm can be seen in Fig. 3

4 Concluding remarks

To summarise, we have introduced an algorithm to reconstruct a convex polyhedron, given its face normals and face areas. To do so, a vector function measuring how distant the face areas of a polyhedron $P(\mathbf{h})$ —having the appropriate face normals— are from the correct values was explicitly constructed; the reconstructed polyhedron is obtained by finding the root of this function. The highlight of the algorithm, as well as the main differences with the pre-existing literature [2], were:

- the explicit construction of the Jacobian matrix for the vector function;
- allowing negative h_i , i.e. not requiring that the origin lie inside the polyhedron;
- fixing the origin to be at a specific point, effectively fixing three of the variables h_i , in order to have a unique root.

The actual root-finding was done using a Levenberg–Marquardt, as it proved reliable in the tests performed by the author. The author leaves the possibility of developing an *ad hoc* root-finding technique for further investigations.

References

- [1] C. Rovelli and F. Vidotto, *Covariant loop quantum gravity* (Cambridge University Press, 2009).
- [2] E. Bianchi, P. Doná and S. Speziale, ‘Polyhedra in loop quantum gravity’, *Phys. Rev. D* **83**, 044035 (2011), arXiv:1009.3402 [gr-qc].
- [3] J. B. Lasserre, ‘An analytical expression and an algorithm for the volume of a convex polyhedron in \mathbb{R}^n ’, *J. Optim. Theor. Appl.* **39**, 363–377 (1983).
- [4] A. Alexandrov, *Convex Polyhedra*, Springer Monographs in Mathematics (Springer-Verlag, 2005).
- [5] E. Jones, T. Oliphant, P. Peterson et al., *SciPy: open source scientific tools for Python*, <http://www.scipy.org/> [Online; accessed August 3, 2017], 2001–.