

# Calculation of Power Spectrum in the Little Bangs

Golam Sarwar<sup>a,b</sup>, Sushant K. Singh<sup>a,b</sup>, Jan-e Alam<sup>a,b</sup>.

<sup>a</sup> Variable Energy Cyclotron Centre, 1/AF, Bidhan Nagar, Kolkata - 700064, INDIA, <sup>b</sup>Homi Bhabha National Institute, Mumbai, India.

The power spectrum of fluctuations in the momentum distributions of particles have been estimated with optical Glauber and Monte-Carlo Glauber initial conditions for relativistic heavy ion collisions. The evaluation procedure adopted in this work is analogous to the one used in the calculation of power spectrum in Cosmic Microwave Background Radiation (CMBR). The power spectrum due to perturbations in the phase space distribution of the particles has also been evaluated. The perturbation in phase space has been evolved through the Boltzmann transport equation in an expanding quark gluon plasma (QGP) background. The expansion of the QGP has been treated within the purview of (3+1) dimensional relativistic hydrodynamics. We observe that the non-equilibrium effects introduced as perturbations in the phase space distributions can be traced from the enhancement of the power spectrum as well as through its variation with temperature which is distinctly different from the case of vanishing perturbation. A relation has been derived between the power spectrum and the flow harmonics.

PACS numbers:

## I. INTRODUCTION

The renormalization group approach in Quantum Chromodynamics (QCD) predicts that at high density and temperature ( $T$ ) hadronic matter undergoes a phase transition to quark matter [1] due to asymptotic freedom [2, 3] and Debye screening of colour charges. Calculations based on lattice QCD has predicted that the transition from hadronic to quark matter occurs in the temperature domain,  $145 \leq T(\text{MeV}) \leq 163$  [4–6] at net negligible baryon density. At Relativistic Heavy Ion Collider (RHIC) and Large Hadron Collider (LHC) heavy nuclei are made to collide to create quark matter or quark gluon plasma (QGP) - a state of matter that prevailed in the micro-second old universe according to the cosmological Big Bang (BB) model. In this regard the production of QGP in nuclear collisions at relativistic energies is dubbed as Little Bangs (LB). One of the compulsion to study the QCD phase transition in Heavy Ion Collisions at Relativistic Energies (HICRE) is to understand the non-abelian gauge theory in medium and to understand the dynamics of similar transition in the early universe. This is especially important because the universe has undergone several other transitions *e.g.* Electroweak, GUT, etc, but among these the QCD transition is the only one which is accessible through the presently available accelerator energy. The study of the temperature fluctuation in the cosmic microwave background radiation (CMBR) originated from the recombination era (about 300,000 years after the BB) has provided crucial knowledge in supports of BB model [7, 8] and matter content of the universe. The polarization of photons due to Thomson scattering from the anisotropic decoupling surface (where the photon had suffered the last interactions) results in the non-zero quadrupole moment of the phase space distribution of the incident photon. This anisotropic fluctuations in density, for example, may be caused by the propagation of gravitational wave in the early universe. The temperature fluctuation in the CMBR is introduced as a perturbation in the phase space distribution of photons. The evolution of this perturbation is studied by using Boltzmann transport equation (BTE) [8, 9] in gravitational field. The linear polarization due to the scattering is connected with the quadrupole moment of the phase space distribution of photon.

In this work we would like to perform a theoretical analysis of LB following procedure similar to the one used in the analysis of CMBR. Study of fluctuation can be useful to characterize the state of the matter and also to put constraints on models [10–13, 18? –22]. Power spectrum in HICRE has been discussed by several authors in Refs. [23–26]. In Ref. [23] the root mean square of various flow harmonics has been calculated and shown strong similarities with the power spectrum of CMBR. Mócsy and Sorensen [24] has extracted the power spectrum of the system produced in HICRE by using data on transverse momentum ( $p_T$ ) correlations. In Ref. [26] data from ALICE collaboration has been used to estimate  $p_T$  fluctuation and subsequently expanded in Laplace series to estimate the power spectrum analogous to temperature fluctuation in CMBR. In Ref. [25] relativistic heavy ion collision events have been generated by using HIJING [27] and redistributed the produced particles to emulate flow effects to reproduce elliptic flow with required value.

As mentioned before the state of the matter, the QGP created in HICRE imitates the condition that prevailed in the micro-second old universe. The space time evolution of the matter is governed by fluid

dynamics for both BB and LB. However, there are glaring differences too. For example, the relevant interactions, characteristic length and time scales in LB and BB are very different, primarily because of the pertinence of gravity in the BB. In HICRE there are several sources of fluctuations. Fluctuations in thermal variables have been suggested as signals of the critical end point in the QCD phase transition [28–30]. Different magnitude of fluctuations in partonic and hadronic phases in the net electric charge and baryon number may shed light on the QCD phase transition in HICRE [31]. Fluctuations in the ratio of positively to negatively charged pions may be used as an indicator of QCD transition [32] as well as for understanding the chemical equilibrium in the system formed in HICRE [33].

In the present work we will study the power spectrum due to fluctuations in the initial energy density that may arise naturally due to the quantum fluctuation of the finite "lump-like" nucleons within the colliding nuclei [34, 35]. These fluctuations evolve hydrodynamically [36, 37, 41–46]. The bulk matter *i.e.* QGP created in HICRE with very high temperature and pressure will expand relativistically against vacuum. This expansion is treated in the present work by solving relativistic hydrodynamic equations in (3+1) dimensions with initial conditions derived from Optical as well as Monte-Carlo Glauber model [47]. The equation of state (EoS) is taken from QCD. The system will revert to hadrons due to the cooling caused by the expansion. In the hadronic phase the system may continue to expand hydrodynamically until the mean free path of the constituents become too large to maintain equilibrium. When the hadrons cease to interact, their momenta get frozen and hit the detector with that momenta. However, it has been shown that the chemical freeze-out of the hadrons takes place near the quark-hadron transition boundary, meaning that the system may be out of chemical equilibrium in the hadronic phase and the evolution of the hadronic phase can not be studied using hydrodynamics, it may require hybrid model approach (hydro+URQMD [48]) which is beyond the scope of the present work. Therefore, we will evaluate the power spectrum of QGP phase only in this work.

We will also study the power spectrum of anisotropic fluctuations in momentum space inflicted through the phase space distribution that may drive the system slightly away from equilibrium. The correlation that survive the evolution can be observed in the final state and which may be connected to the initial state correlation [14–21]. The variation of the power spectrum with time will indicate the dissipation of fluctuations created during the evolution. The nature of the variation may help in differentiating the fluctuations produced in the initial state from those created afterward. The evolution of such anisotropic fluctuations is dictated by the Boltzmann transport equation (BTE). The propagation of the jets through QGP may cause such fluctuations [49]. Therefore, we intend to study the evolution of the fluctuations through BTE in a hydrodynamically expanding QGP background. The BTE is solved in relaxation time ( $\tau_R$ ) approximation.  $\tau_R$  has been taken from calculations done by using hard thermal loop approximation in QCD. In principle,  $\tau_R$  is a function of temperature ( $T$ ) and baryonic chemical potential ( $\mu_B$ ), however, as discussed below in the present case we need to consider the  $T$  dependence only. The change in  $T$  due to expansion of the bulk is controlled by relativistic hydrodynamics. This change in  $T$  affects evolution of the fluctuation (solution of the BTE) through the relaxation time, indicating a direct coupling between the anisotropic fluctuation and bulk expanding background. The BTE has been solved with initial conditions containing spatial anisotropies to be specified later.

The initial energy density distribution,  $\epsilon(\tau, x, y, \eta)$  of the bulk matter created in HICRE can be estimated by using Glauber model. In the present work, both the Optical Glauber (OG) as well as the Monte-Carlo Glauber (MCG) models have been used to demonstrate the sensitivity of the results on initial conditions of the bulk matter. The finite size of the colliding nucleons with quantum fluctuations in the nuclear beams will create "lumpiness" in  $\epsilon(\tau, x, y, \eta)$ . This can be seen very clearly in  $\epsilon(\tau, x, y, \eta)$  calculated using MCG. We study the evolution of these fluctuations using hydrodynamics at the surfaces of constant  $T$ . Power spectrum due to fluctuations caused by phase space perturbations has also been estimated. In the present work we make an attempt to evaluate the fluctuations in HICRE in keeping close resemblance with analysis of temperature fluctuation in cosmic microwave radiation (CMBR). The power spectrum will be evaluated at various stages of the evolving system to understand how it changes with time.

The paper is organized as follows. In the next section we will briefly discuss the evolution of the quark gluon plasma within the framework of relativistic hydrodynamics followed by discussions on the initial conditions and equation of state used in this work in the successive subsections. The evolution of the fluctuations within the scope of BTE has been discussed in section III. The power spectrum has been evaluated in section IV. Section V is devoted to present the results and section VI is dedicated to summary and discussions.

## II. HYDRODYNAMIC EVOLUTION OF THE QUARK GLUON PLASMA

The expansion of the QGP in space and time can be described by applying relativistic hydrodynamics. The conservation of energy and momentum of the fluid is governed by the equation:

$$\partial_\mu T^{\mu\nu} = 0 \quad (1)$$

where  $T^{\mu\nu} = (\epsilon + P)u^\mu u^\nu - g^{\mu\nu}P$ . Here  $\epsilon$  is the energy density,  $P$  is the pressure,  $u^\mu = \gamma(1, \vec{v})$  is the four velocity of the fluid and  $\gamma = 1/\sqrt{1-v^2}$ . The conservation of the net baryon number throughout the evolution history is controlled by the equation:

$$\partial_\mu (n_B u^\mu) = 0 \quad (2)$$

where  $n_B$  is the net baryon (baryon - antibaryon) density. However, in the present work we are interested in the system produced in nuclear collisions at highest RHIC energies where  $n_B$  is negligibly small ( $n_B$  will be even smaller at LHC collision conditions) and hence  $\mu_B \sim 0$ . Therefore, we do not need to consider Eq. 2. In the present work Eq. 1 has been solved numerically using standard technique [50] in full (3+1) space-time dimension without assuming boost invariance along longitudinal direction [51] and cylindrical symmetry of the system. The initial conditions and equation of state (EoS) used here are discussed briefly below.

### A. Initial conditions

The initial conditions required to solve Eq. 1 in (3+1) dimension are as follows: The Cartesian components of initial flow velocities are:  $v_x(\tau_0, x, y, z) = v_y(\tau_0, x, y, z) = 0$  and the initial energy density profile is taken as [50]:

$$\varepsilon(\tau_0, x, y, \eta_s) = \varepsilon_{GM}(x, y) \theta(Y_b - |\eta_s|) \exp \left[ -\theta(|\eta_s| - \Delta\eta) \frac{(|\eta_s| - \Delta\eta)^2}{\sigma_\eta^2} \right] \quad (3)$$

where  $\varepsilon_{GM}(x, y)$  is obtained from OG or MCG model, having the following expression

$$\varepsilon_{GM}(x, y) = \varepsilon_0 \left[ \frac{1-f}{2} n_{part}(x, y) + f n_{coll}(x, y) \right] \quad (4)$$

We have taken the value of the inelastic nucleon-nucleon cross section at RHIC energy as,  $\sigma_{NN} = 42$  mb in evaluating the number of participants,  $n_{part}$  and number of collisions,  $n_{coll}$ . In MCG model approach the energy density is deposited at discrete points, but for hydrodynamic evolution we need a continuous distribution of energy density. Therefore, we use Gaussian smearing to get the energy density as:

$$\varepsilon_{GM}(x, y) = \frac{1}{2\pi\sigma^2} \sum_i \varepsilon_{GM}(x_i, y_i) e^{-\frac{(x-x_i)^2 + (y-y_i)^2}{2\sigma^2}} \quad (5)$$

where  $\varepsilon_{GM}(x_i, y_i)$  is obtained from Eq(4). To sample the nucleons from nuclei (Au in this case), we use the following Woods-Saxon distribution

$$\rho(r) = \frac{\rho_0}{1 + e^{\frac{r-R}{\delta}}}$$

The values of different parameters appeared in the above expressions are tabulated below.

Parameter	Value
$\tau_0$	0.6 fm/c
$Y_b$	5.3
$\Delta\eta$	1.3
$\sigma_\eta$	2.1
$\varepsilon_0$	7.7 GeV/fm <sup>3</sup>
$f$	0.14
$\sigma^2$	0.16
$R$	6.37
$\delta$	0.535
$\sigma_{NN}$	42 mb

Table 1: Values of different parameters used in solving the hydrodynamical equations (see text for details).

## B. Equation of State (EoS)

The EoS for the QGP and the hadrons have been constructed following the procedure outlined in Ref [52]. We use excluded volume model [53] for hot hadrons and pQCD results [52, 54–56] for the QGP phase. For a smooth crossover, a switching function is used as in [52] and the parameters are adjusted so as to match the Lattice QCD results. A brief description of the model used is as follows. We choose volume of hadrons to be proportional to mass,  $v_i = m_i/m_0$  as in [52], where  $m_0$  is a constant. We take  $m_0 = 0.9$  for this work. The pressure of the hadronic medium is taken to be

$$p_{HG}(T, \mu_B) = \sum_{i=1} p_i^{id}(T, \tilde{\mu}_i) \quad (6)$$

$$\tilde{\mu}_i = \mu_i - v_i p_{HG} \quad (7)$$

where  $\mu_i = B\mu_B$  and  $B$  is baryon number.  $p_i^{id}$  denotes the ideal pressure of a relativistic gas comprised of  $i^{th}$  resonance and  $p_{HG}$  is the pressure after excluded volume correction is taken into account which is found by solving the above set of equations in a self-consistent way.

The pressure of the QGP phase is taken as

$$P = \frac{8\pi^2}{45} T^4 \left[ f_0 + \left(\frac{\alpha_s}{\pi}\right) f_2 + \left(\frac{\alpha_s}{\pi}\right)^{3/2} f_3 + \left(\frac{\alpha_s}{\pi}\right)^2 f_4 + \left(\frac{\alpha_s}{\pi}\right)^{5/2} f_5 + \left(\frac{\alpha_s}{\pi}\right)^3 f_6 \right] \quad (8)$$

where the coefficients  $f_n$ 's are given in the appendix A. The coupling,  $\alpha_s$  has been taken from [58] calculated in three loop approximations. The pressure in the crossover region is taken to be

$$P(T, \mu) = S(T, \mu) P_{qgp}(T, \mu) + (1 - S(T, \mu)) P_h(T, \mu) \quad (9)$$

where the switching function  $S(T, \mu)$  is taken as

$$S(T, \mu) = \exp\{-\theta(T, \mu)\} \quad (10)$$

$$\theta(T, \mu) = \left[ \left(\frac{T}{T_0}\right)^r + \left(\frac{\mu}{\mu_0}\right)^r \right]^{-1} \quad (11)$$

We take  $T_0 = 165$  MeV,  $\mu_0 = 3\pi T_0$  and  $r = 4$ . With these parameter values we find a good agreement of our results with the lattice data [59].

## III. EVOLUTION OF ANISOTROPIES AND FLUCTUATIONS

In this section, we discuss the connection of  $\delta f$ , a small deviation in phase space distribution from its equilibrium value with the fluctuations in various thermodynamic quantities. The phase space distribution function,  $f(\vec{x}, \vec{p}, t)$  of a system slightly away from equilibrium, at time  $t$ , position  $\vec{x}$ , momentum  $\vec{p}$  can be written as [60]:  $f(x, p) = f_0(x, p) + \delta f(x, p)$  with  $\delta f = f_0 \psi$ . The evolution of  $\delta f$  is governed by the BTE,  $p^\mu \partial_\mu f = (p \cdot u) C[f]$  [60–62]. For an expanding system under the relaxation time approximation BTE reduces to the following (see [63] for details) [64–69]:

$$\left( \frac{\partial}{\partial t} + \frac{\vec{p}}{p^0} \cdot \frac{\partial}{\partial \vec{x}} + \frac{(p^0 u_0 - \vec{p} \cdot \vec{u})}{p^0 \tau_R(x)} \right) \delta f(x, p) = - \left( \frac{\partial}{\partial t} + \frac{\vec{p}}{p^0} \cdot \frac{\partial}{\partial \vec{x}} \right) f_0(x, p) \quad (12)$$

Eq. 12 can be solved by using standard techniques used for partial differential equations [70]. The solution is given by:

$$\delta f(x, p) = D(t, t_0) \left[ \delta f_{in}(p, \vec{x} - \frac{\vec{p}}{p^0}(t - t_0)) + \int_{t_0}^t B(\vec{x} - \frac{\vec{p}}{p^0}(t - t'), t') D(t_0, t') dt' \right] \quad (13)$$

where  $D(t_2, t_1)$  is given by,

$$D(t_2, t_1) = \exp \left[ - \int_{t_1}^{t_2} dt' A(p, \vec{x} - \frac{\vec{p}}{p^0}(t' - t_0), t') \right] \quad (14)$$

with

$$A(p, \vec{x}, t) = \frac{p^0 u_0(x) - \vec{p} \cdot \vec{u}(x)}{p^0 \tau_R(x)} \quad (15)$$

and

$$B(\vec{x}, t) = - \left( \frac{\partial}{\partial t} + \frac{\vec{p}}{p^0} \cdot \frac{\partial}{\partial \vec{x}} \right) f_0(x, p). \quad (16)$$

In equilibrium,  $f_0$  for (Boson, say) is given by:

$$f_0(x, p) = \frac{1}{e^{\beta(x)(u^\mu p_\mu)} - 1} \quad (17)$$

for which the expression for  $B$  reduces to:

$$B(\vec{x}, t) = -f_{eq}(1 + f_{eq}) \frac{p^\mu}{p^0} \partial_\mu [\beta(x) u^\mu p_\mu] \quad (18)$$

where  $\beta = 1/T(x)$ ,  $u^\mu(x) = (\gamma, \gamma \vec{v})$  is the flow velocity of the fluid and the Lorentz factor is given by,  $\gamma(x) = u^0(x) = (1 - v(x)^2)^{-1/2}$ . The space time dependence of  $T$  and  $\vec{v}$  are determined by the solution of the hydrodynamic equations.

Once  $\delta f$  is known, perturbations in various thermodynamic quantities *e.g.* in energy density ( $\epsilon$ ), entropy density ( $s$ ), temperature etc can be obtained as follows. Any deviation from the equilibrium value in the thermodynamic quantities may be incorporated through the deviation in the distribution function, as discussed the distribution function may be written as:

$$f(\vec{x}, \vec{p}, t) = f_0(p) \{1 + \Psi(\vec{x}, \vec{p}, t)\}, \quad (19)$$

The energy-momentum tensor ( $T^{\mu\nu}$ ) of the system may be expressed in terms of  $f$  as follows:

$$T^{\mu\nu} = \int d^3p \frac{p^\mu p^\nu}{p^0} f^{(0)}(p) \{1 + \Psi(\vec{x}, \vec{p}, t)\}. \quad (20)$$

where  $T^{\mu\nu}$  can be split into equilibrium part ( $\overline{T}^{\mu\nu}$ ) and a deviation,  $\Delta T^{\mu\nu}$  from the equilibrium value *i.e.*  $T^{\mu\nu} = \overline{T}^{\mu\nu} + \Delta T^{\mu\nu}$ . The tensor  $T^{\mu\nu}$  can be decomposed into various components in terms of thermodynamic quantities as:

$$\begin{aligned} T_0^0(x_i, t) &= -\{\epsilon + \delta\epsilon(x_i, t)\}, \\ T_i^0(x_i, t) &= -T_0^i = (\epsilon + P)u_i, \\ T_j^i(x_i, t) &= \{P + \delta P(x_i, t)\}\delta_j^i + \Sigma_j^i(x_i, t), \\ \Delta T_i^i &= 0, \end{aligned} \quad (21)$$

where  $P$  is the average pressure,  $u_i$  is the  $i^{th}$  (spatial) component of the flow velocity and  $\Sigma_j^i$  is the stress tensor which contains the shear viscous coefficient (see [63] for details). The evolution of the flow velocity, energy density, pressure, temperature etc can be obtained from the solution of hydrodynamic equations. The interaction of the expanding background (hydrodynamics) with the perturbations ( $\delta f$ ) at each space-time point is enforced through temperature (appearing through  $\tau_R$ ) and flow velocity which are obtained from the solution of the relativistic hydrodynamic equations. Therefore, the fluctuations represent interaction between equilibrium (hydrodynamics) and non-equilibrium (BTE) degrees of freedom. We assume that the effects of the out-of-equilibrium perturbation on the equilibrated background is negligibly small.

The formalism discussed above can be used to any system where the fluctuations are evolving in an expanding background aided by: (a) initial distribution  $\delta f_{in}$  appearing in Eq. 13, (b)  $\tau_R$  which is determined by the interaction at the microscopic level, (c) flow velocity and temperature determined by the solutions of hydrodynamic equations which needs inputs like initial energy density and velocity distributions as well as EoS controlled by the interactions in the system under study.

In the present work we will apply this formalism to the system formed in HICRE. Therefore, we will use QCD based calculations for estimating  $\tau_R(T)$  as:  $\tau_R^{-1}(x) = 1.1\alpha_s T$  performed in Ref. [71] in HTL (Hard

Thermal Loop approximation). We have used QCD equation of state (section II.B) for solving hydrodynamical equations.

The power spectra have been evaluated for the following two scenarios: (i) for the fluctuation in the initial energy density obtained in OG and MCG models, (ii) for fluctuations caused by perturbations in phase space distribution. The latter one has been evolved through BTE in an expanding thermal QGP background as discussed. To simulate different types of initial spatial anisotropy one may choose,

$$\delta f(p, \vec{x}, t_0) = A_0 \exp[-r(1 + a_n \cos n\vartheta)] \quad (22)$$

where  $A_0$  is a constant and  $n$  can be taken as  $n = 2, 3, 4, 5, \dots$  to simulate different geometry for the initial anisotropy (see also [24]). We have taken  $A_0 = 1$  and set the perturbation centered around  $r = 0$  here.

#### IV. THE POWER SPECTRUM

We are now equipped to study the evolution of the power spectrum of the angular distribution of particles which originates due to: (i) fluctuations in initial energy density profile evaluated in OG and MCG models by using the momentum distributions of particles at various surfaces of constant temperatures with the help of mathematical expression given in [72]:

$$E \frac{dN_0}{d^3p} = \frac{g_i}{(2\pi)^3} \int_{\Sigma} d\sigma_{\mu} p^{\mu} f_0(x, p) \quad (23)$$

where  $d\sigma_{\mu}$  is the surface element,  $p^{\mu}$  is the 4-momenta of the particle and in Milne coordinate these are expressed as follows [50, 73]:

$$\begin{aligned} d\sigma_{\mu} &= (\tau_f dx_f dy_f d\eta_f, -\tau_f d\tau_f dy_f d\eta_f, -\tau_f d\tau_f dx_f d\eta_f, -\tau_f d\tau_f dx_f dy_f) \\ &= \left(1, -\frac{\partial\tau_f}{\partial x_f}, -\frac{\partial\tau_f}{\partial y_f}, -\frac{\partial\tau_f}{\partial\eta_f}\right) \tau_f dx_f dy_f d\eta_f \\ p^{\mu} &= (m_T \cosh(y - \eta_f), p_x, p_y, m_T \sinh(y - \eta_f) / \tau_f) \end{aligned}$$

where  $\eta_f$  is the fluid rapidity,  $\tau_f$  is the proper time,  $x_f$  and  $y_f$  are transverse coordinate for the fluid.  $p_x, p_y$  are the fluid momenta in Cartesian coordinate,  $y$  is the particle rapidity and  $m_T = \sqrt{p_T^2 + m^2}$  is the transverse mass of the particle. In the above equation subscript  $f$  stands for fluid. Therefore,

$$p^{\mu} d\sigma_{\mu} = \left[ m_T \cosh(y - \eta_f) - p_x \frac{\partial\tau_f}{\partial x} - p_y \frac{\partial\tau_f}{\partial y} - \frac{m_T \sinh(y - \eta_f)}{\tau_f} \frac{\partial\tau_f}{\partial\eta_f} \right] \tau_f dx_f dy_f d\eta_f$$

For massless particles,  $y$  is given by

$$y = -\ln \left[ \tan \left( \frac{\theta}{2} \right) \right]$$

which is same as the pseudo-rapidity ( $\eta$ ) of the particle.

(ii) Similarly the fluctuation in the particle distribution due to the perturbation,  $\delta f$  in phase space distribution obtained within the framework of relaxation time approximation by solving BTE in an expanding QGP background.  $\delta f$  can be used to estimate perturbations thermodynamic quantities as mentioned earlier. We use  $f = f_0 + \delta f$  to estimate the  $p_T$  distribution of particles away from equilibrium as:

$$E \frac{dN}{d^3p} = \frac{g_i}{(2\pi)^3} \int_{\Sigma} d\sigma_{\mu} p^{\mu} [f_0 + \delta f(x, p)] \quad (24)$$

Now the quantities,  $E dN_0/d^3p$  or  $E dN/d^3p$  can be expanded in Laplace series in terms of spherical harmonics,  $Y_{lm}(\theta, \phi)$  at a given transverse momentum ( $p_T$ ) and temperature. We identify pseudo-rapidity,  $\eta$  as the polar angle through the relation,  $\eta = -\ln\{\tan(\theta/2)\}$ .

The power spectrum of the fluctuations in the transverse momentum ( $p_T$ ) distribution of particles can be estimated at surfaces of constant temperatures to understand its evolution as the system cooled down with the progression of time. The power spectrum of  $E dN/d^3p$  has been estimated as follows:

$$E \frac{dN}{d^3p} = \bar{N} + \sum_{l=1}^{\infty} \sum_{m=-l}^l a_{lm}(p_T, T) Y_{lm}(\theta, \phi) \quad (25)$$



where

$$\bar{N} = \frac{1}{4\pi} \int d\Omega \frac{dN}{d^2p_T dy} \quad (26)$$

the coefficients,  $a_{lm}$ 's are determined as follows:

$$a_{lm}(p_T, T) = \int d\Omega Y_{lm}^* E \frac{dN}{d^3p} \quad (27)$$

For determining power spectrum without perturbation we replace  $EdN/d^3p$  by  $EdN_0/d^3p$  in Eq. 27. The terms in Eq. 25 with different  $l$  corresponds to different angular scales: terms with larger  $l$  will have smaller angular resolution,  $\theta_l = \pi/l$  [8] determines the value of the maximum  $l$  i.e.  $l_{max}$ . For heavy ion experiments at RHIC and LHC the resolution in pseudo-rapidity will govern the value of  $l_{max}$ .

Using standard techniques and properties of spherical harmonics, the angular power spectrum ( $C_l$ ) of  $EdN/d^3p$  can be written as:

$$C_l(p_T, T) = \frac{1}{2l+1} \sum_m |a_{lm}|^2 \quad (28)$$

indicating the distribution of power of fluctuations among different angular scales determined by  $l$ . In CMBR fluctuation,  $C_l$  for the temperature fluctuation,  $\Delta T(\theta, \phi)/T$  has been calculated theoretically and compared with experimental data which has enhanced our understanding on the matter content of the universe. The power spectrum,  $C_l$ 's are related to the various flow harmonics [74–78] as shown in appendix B. In analogy with CMBR, the solution of BTE can be used to estimate the fluctuations in temperature ( $\Delta T/T$ ) as:

$$\frac{\Delta T}{T} = - \left( \frac{\partial \ln f_0}{\partial \ln p} \right)^{-1} \Psi \quad (29)$$

## V. RESULTS

We have solved the (3+1) dimensional relativistic ideal hydrodynamic equations with initial conditions (due to OG and MCG models) and EoS described above to study the evolving QGP. The Boltzmann transport equation has been solved in relaxation time approximation in this expanding background to study the effects of phase space perturbation. The solution of BTE can be used to estimate the power spectrum due to phase space perturbations in various physical quantities. We present the results for the following two sets of conditions:

(i) The power spectrum of  $EdN_0/d^3p$  due to fluctuations in initial energy density. We estimate the power spectrum of the  $p_T$  distributions of particles ( $dN_0/d^2p_T dy$ ) for OG and MCG model initial conditions at surfaces of constant temperatures, say  $T_S$ , defined as  $T(x, y, \tau, \eta_s) = T_S$  (where  $\eta_s$  is space-time rapidity) which implies,  $\tau = \tau(x, y)$  on the surface. We will evaluate the power spectrum at  $T = T_S = 350$  MeV which is close to the initial temperature, near the transition temperature ( $T_c$ ),  $T_S = T_c = 170$  MeV and at some intermediary temperature,  $T = T_S = 250$  MeV to understand how the power spectrum evolve from the initial to the transition point.

(ii) The power spectrum of  $EdN/d^3p$  which contains the perturbations has also been estimated. The perturbation in phase space has been obtained from the solution of BTE.

First we consider (i): in Fig. 1 the initial energy density profile due to OG model is displayed for central Au + Au collision at  $\sqrt{s_{NN}} = 200$  GeV. The thermalization time has been taken as  $\tau_i = 0.6$  fm/c. Other parameters regarding the initial condition are displayed in table 1 in section II.A. The profile evaluated at zero space-time rapidity has isotropic symmetry with sharp fall near the boundaries.

In Figs. 2 and 3, the surfaces of constant temperatures evolved hydrodynamically for initial energy density (shown in Fig. 1) have been depicted. Fig. 2 (Fig. 3) shows the result for  $T = 350$  (170) MeV. We observe no qualitative change in the shape of the surfaces except at lower temperature the space-time size of the surface becomes larger. It is important to note that the energy density profile and consequently the constant temperature surfaces are smooth - not showing any distinct fluctuations because of the absence of fluctuation in the initial energy density profile in OG model.

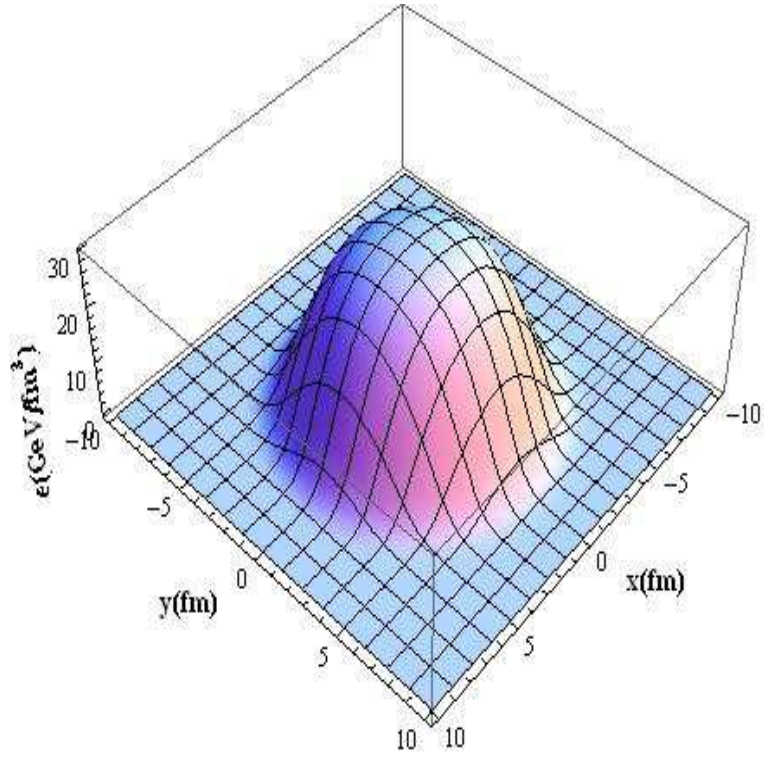


FIG. 1: Initial energy density profile in the transverse plane at space time rapidity = 0 in the OG model for Au+Au central collision.

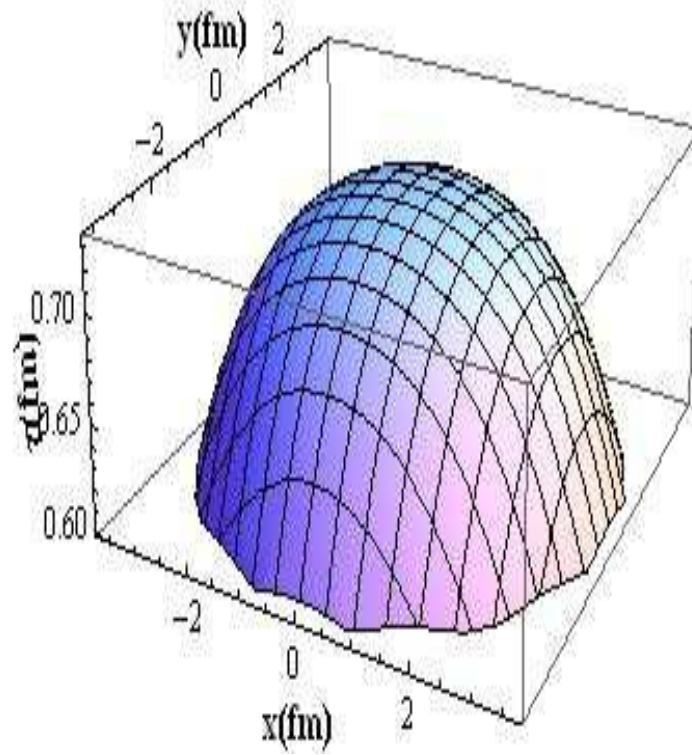


FIG. 2: The constant temperature,  $T = 350$  MeV surface in the time-transverse plane.



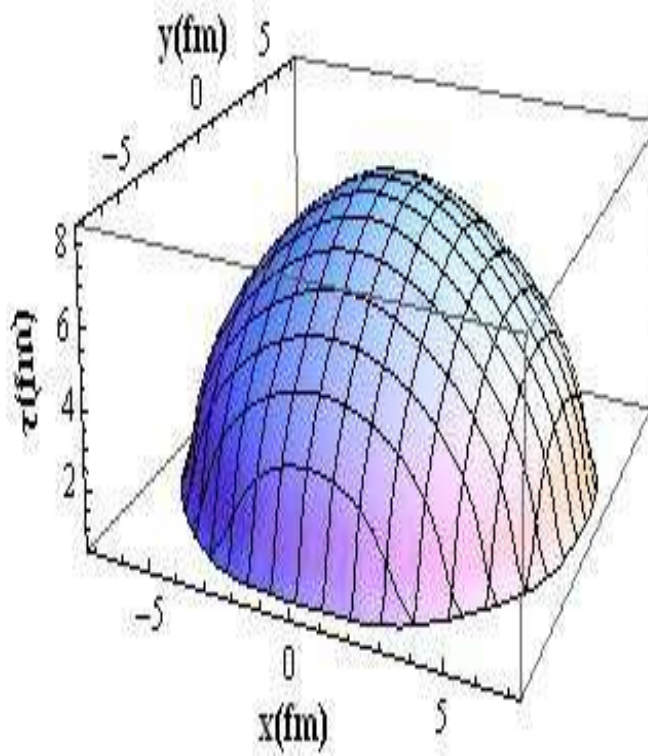


FIG. 3: The constant temperature surface in the time-transverse plane for 170 MeV.

Similar to the OG initial condition we plot the initial energy density profile evaluated in MCG model for 0–5% centrality collision of Au + Au at  $\sqrt{s_{NN}} = 200$  GeV in Fig. 4 with  $\tau_0 = 0.6$  fm. We observe lumpiness of complicated nature in the initial energy density profile at various position in the transverse plane due to the collisions of nucleons with fluctuating positions in the beam nuclei.

The constant temperature surface at  $T = 350(250)$  MeV is displayed in  $(\tau, x, y)$  coordinate in Fig. 5 (Fig. 6) for MCG initial condition. It is observed that the initial energy density has significant fluctuations in space time coordinate. These inhomogeneities will create pressure imbalance with the neighbouring zones - higher density domains will exert larger pressure and hence will expand faster to smoothen the inhomogeneities. As a result the inhomogeneity will reduce and their distributions will change. We observe that the size of the surface in space-time coordinate has increased at lower temperature. The large fluctuations at the surface corresponding to  $T = 350$  MeV resulting from the inhomogeneities in the initial energy density profile have reduced in magnitude at the  $T = 250$  MeV surface as the system evolve hydrodynamically. The domains of high energy densities (Fig. 4) will take longer time to reach a given temperature as can be seen from Fig. 5 where for certain domains  $\tau$  is larger compared to others. We observe that the differences in the values of  $\tau(x, y)$  at various points in  $x - y$  plane is smaller in the  $T = 170$  MeV surface than at  $T = 350$  or 250 MeV surfaces. Indicating that the system is approaching toward a homogeneous one in coordinate space and through expansion this inhomogeneities get transferred to momentum space. However, the magnitude of fluctuations have reduced in real space at lower temperature,  $T = 170$  MeV (Fig. 7).

In Fig. 8 the  $\eta$  (upper panel) and  $\theta$  (lower panel) distributions of particles have been displayed at the surface of constant temperatures,  $T = 350$  MeV. We find that the fluctuations in differential particle numbers is larger at MCG than OG model, which is clearly visible both in the  $\eta$  and  $\theta$  distributions. However, with progress in time or with the reduction of temperature at  $T = 170$  MeV (Fig. 9) the total number of particles increase and more particles appear at larger  $\eta$  enhancing the width of the distributions. The  $\theta$  distribution shows a plateau over a larger domain of  $\theta$

Next we would like to study - how the power spectrum of the fluctuations caused by initial energy density profiles evolves. We will study the power spectrum of particle spectra,  $EdN_0/d^3p$  at the surfaces of constant temperatures at  $T = 350, 250$  and 170 MeV. The angular distribution of particles at constant  $p_T$  has been analyzed by decomposing it in terms of spherical harmonics as discussed in section IV.

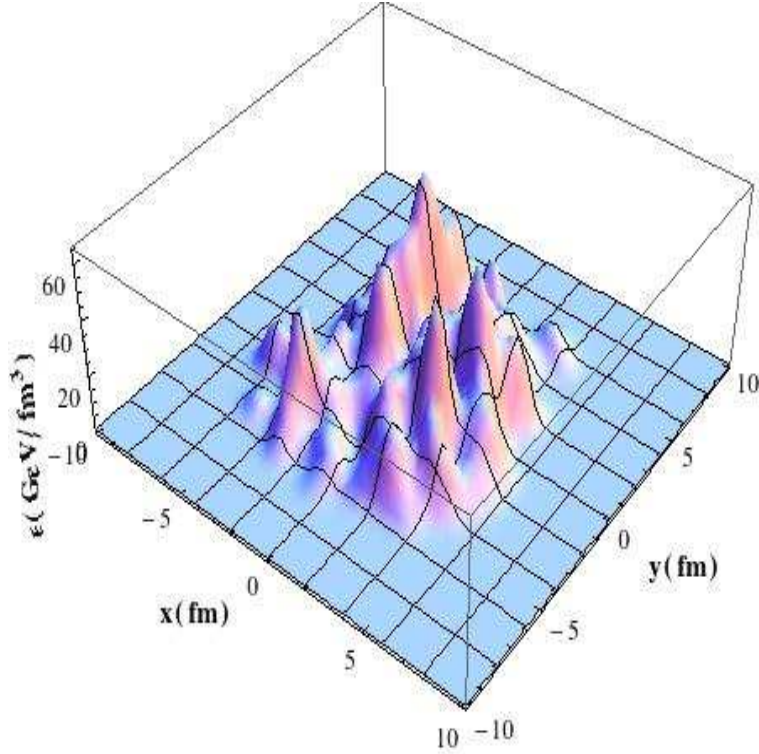


FIG. 4: Same as Fig. 1 with MCG initial condition.

The power spectrum of the distribution,  $C_l$  has been plotted in Fig. 10 for the angular distribution of the spectra at  $T = 350$  MeV for the OG initial condition. We clearly find that the power spectrum corresponding to the odd  $l$ 's are negligibly small because the distribution is an even function of  $\theta$ .

In Figs. 11 and 12 the power spectrum for the angular distribution at the the surface of  $T = 250$  and 170 MeV respectively have been depicted. We observe that there is no significant change in the power spectrum for the OG initial conditions at lower temperatures. With time, the spatial inhomogeneities in  $x - y$  plane (which are translated into momentum space due to force caused by pressure gradient) of the system gets reduced as the system favours to erase out any pressure imbalance, however, for systems without fluctuation as in OG case, does not show much change. In case of OG initial conditions the system is symmetric, (Fig. 1) therefore, with the evolution from higher to lower temperatures (Fig. 2 and 3) there is no significant change in the power spectrum.

However, for MCG initial condition, the system is highly inhomogeneous (Fig. 4). The pressure gradients caused by the inhomogeneity acts in favour of reducing it during the course of expansion from higher to lower temperature. Therefore, it is clearly seen that the power spectrum of the system appears to be different at  $T = 250$  MeV (Fig. 11) as the contribution from odd  $l$  are enhanced compared its value at  $T = 350$  MeV (Fig. 10). We also note that  $C_l$ 's increases with lowering of temperatures both for OG and MCG initial conditions (see later). It is well known that smaller (larger)  $l$ 's resolve larger (smaller) angular anisotropy. The value of  $l$  sets the angular scale,  $\theta_l = \pi/l$ . The most interesting aspect is that at lower temperatures ( $T = 170$  MeV, Fig. 12), the power spectrum at odd  $l$ 's become comparable in magnitude to the values at even  $l$ 's. The enhancement of the odd  $l$ 's is a signature of the presence of inhomogeneities in the initial condition. The increase in  $C_l$ 's for large  $l$  at lower temperature ( $T = 170$  MeV) indicates appearance of smaller angular fluctuations.

(ii) So far we have discussed the evolution of power spectrum created in the initial collision dynamics. However, fluctuations represented by  $\delta f$  may be caused by other sources also, *e.g.* propagation of jets through the medium may create such fluctuations. Therefore, next we make some case studies on the propagation of fluctuations by introducing perturbations  $\delta f(\vec{p}, \vec{x}, t)$  in phase space distribution by solving BTE in expanding background. In Fig. 13 the initial perturbation  $\delta f$  (Eq. 22 for  $n = 2$ ) has been displayed. We study the power spectrum of  $E d\delta N/d^3p$  for the perturbation shown in Fig. 13.  $C_l$  at  $T = 350, 250$  and 170 MeV, for both OG and MCG are depicted in Figs. 14, 15 and 16 for  $p_T = 0.6$  GeV. We recall that there is negligible

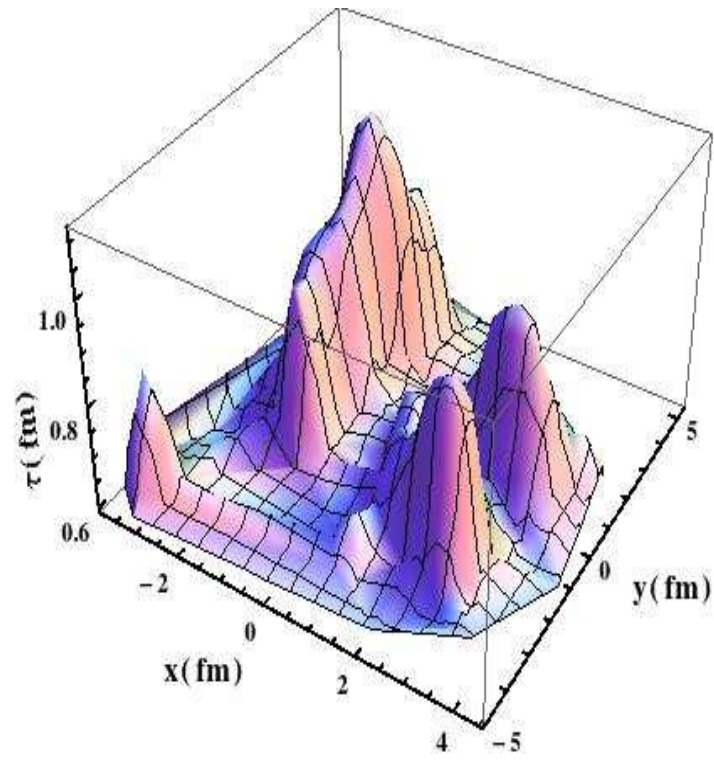


FIG. 5: The constant temperature surface at  $T = 350$  MeV for MCG initial condition.

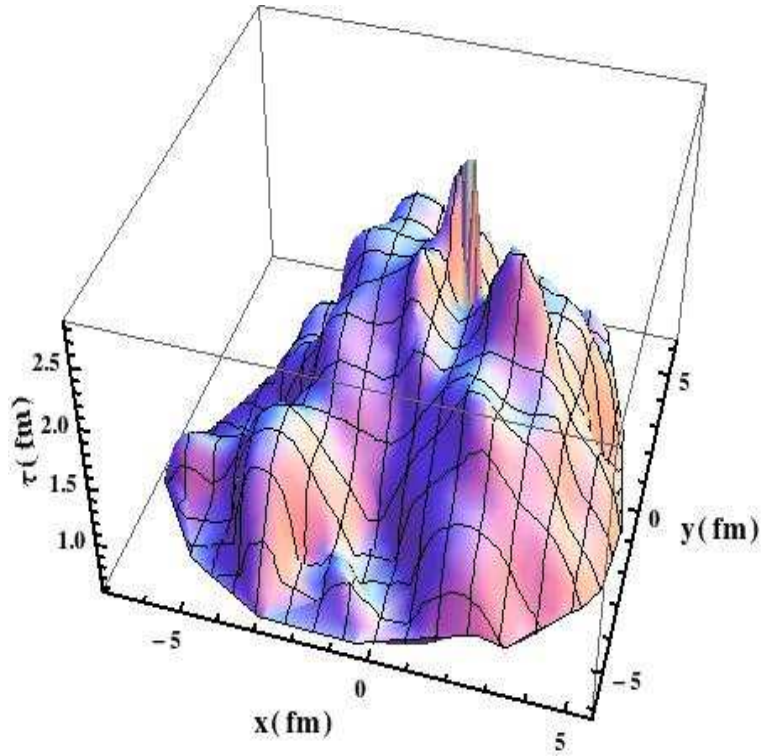


FIG. 6: Same as Fig. 5 for MCG initial condition at  $T = 250$  MeV.

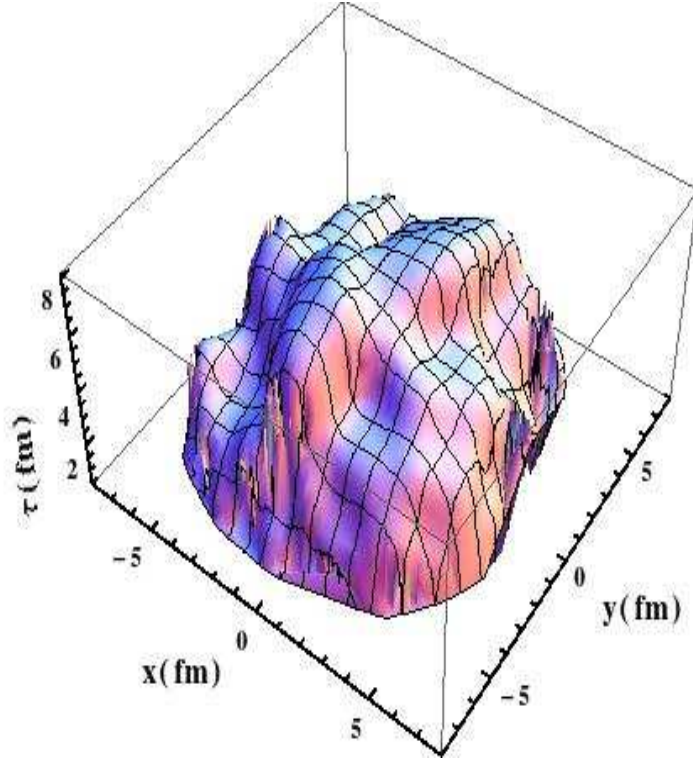


FIG. 7: Same as Fig. 5 at  $T = 170$  MeV.

inhomogeneity in background for OG initial condition whereas the background inhomogeneity MCG initial condition is large. Therefore, this study gives us an opportunity to learn how the local fluctuations (due to  $\delta f$ ) evolve with the expanding background inhomogeneities. We find that the spectrum with OG initial condition remains largely unaltered. However, the amplitude of the spectrum with MCG initial conditions changed significantly. The crucial point to be noted here is that the magnitude of the power spectrum with the perturbation is much larger than the spectrum derived from the MCG initial condition (with  $\delta f = 0$ ). For  $\delta f \neq 0$  the magnitude of power spectrum for even  $l$  is dominant over its odd counterparts at  $T = 170$  MeV in contrast to the case with  $\delta f = 0$  where the difference in the values of  $C_l$  between odd and even  $l$  is small. This is because the perturbation  $\delta f$  for  $n = 2$  has a symmetry under the transformation  $\theta \leftrightarrow -\theta$  indicating the dominance of even  $l$  through spherical harmonics. Therefore, dominance of even  $l$  in this particular case indicate the presence of perturbations. The power spectrum with perturbation at  $p_T = 1.5$  GeV are displayed in Figs. 17, 18 and 19. The amplitude of the spectrum is larger at all temperatures compared to the case with  $p_T = 0.6$  GeV. Qualitatively the spectra is similar to the one at lower  $p_T = 0.6$  GeV. We find significant enhancement at odd  $l$ .

The variation of power spectrum with  $T$  for different  $l$  has been displayed in Fig. 20. The  $C_l$ 's for small  $l$  decrease with  $T$  monotonically at low  $T$  and reach a plateau at higher  $T$ . The  $C_l$ 's for larger  $l$  does not show much variation with  $T$ . Similar quantities have been depicted in Fig. 21 for MCG initial condition. The fall is faster in case of MCG initial conditions. In Fig. 22 the variation of power spectrum with  $T$  for odd  $l$  has been depicted. We clearly observe that the  $C_l$  falls faster with  $T$  as compared to even  $l$ . Now we discuss the  $T$  variation of power spectrum with inclusion of perturbation ( $\delta f$ ) for even  $l$  (the values with odd  $l$ 's are very small). In Fig. 23 (Fig. 24) the  $C_l$  is plotted as a function of temperature for  $p_T = 0.6$  GeV for OG (MCG) initial condition. We observe the following features: for a given  $l$ , the value of  $C_l$ 's are larger in MCG than OG initial condition, for large  $l(\geq 8)$  the  $C_l$ 's do not vary significantly with  $T$ , most significantly the variation with  $T$  is non-monotonic. Similar studies have been made for higher  $p_T = 1.5$  GeV. The results are shown in Figs. 25 and 26. The values of  $C_l$ 's are much larger but the qualitative behaviour is same as lower  $p_T$  for both the initial conditions. The important point to be noted here is that the nature of the power spectrum on the constant temperature surfaces with perturbation is distinctly different from the spectrum

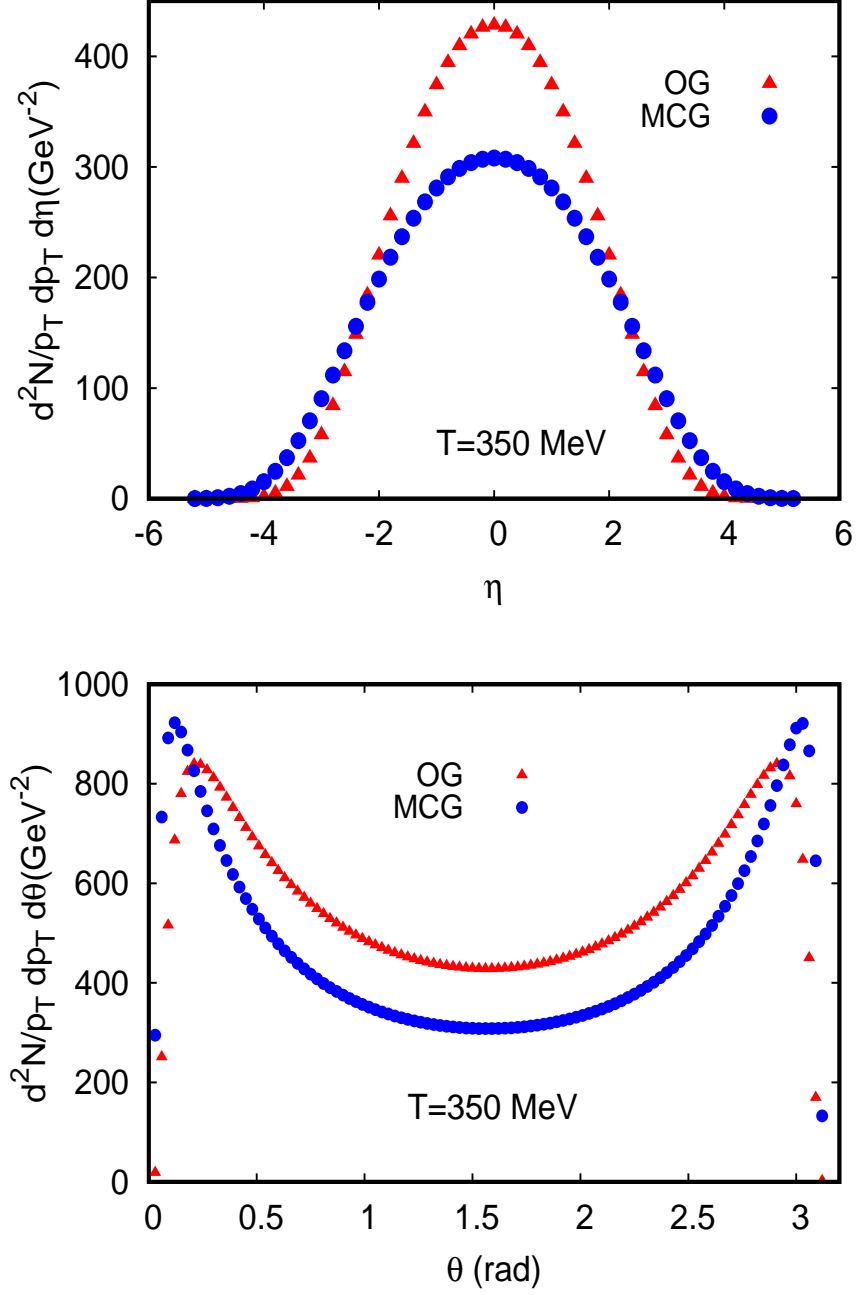


FIG. 8: The pseudo-rapidity ( $\eta$ ) and angular ( $\theta$ ) distribution of particles at  $p_T = 0.6$  GeV with OG and MCG initial conditions at  $T = 350$  MeV.

obtained without perturbation. Therefore, observation of the variation of  $C_l$  with  $T$  will help in tracing non-equilibrium features present in the system.



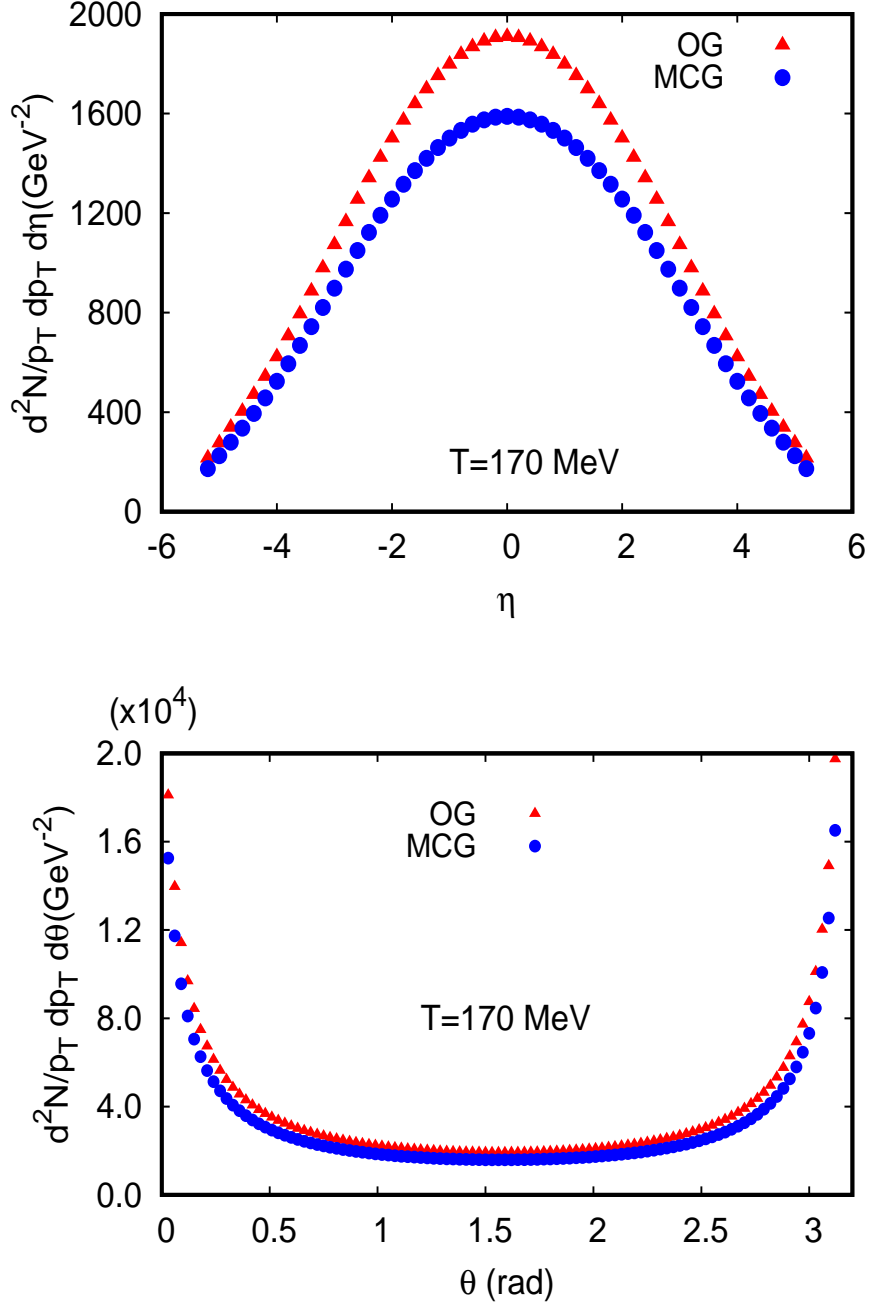


FIG. 9: Same as Fig. 8 at  $T = 170$  MeV.

#### A. Relation between flow harmonics and power spectrum

The  $\eta$  and  $p_T$  dependence of various flow harmonics can be calculated from the power spectrum using the following relation (see appendix B for derivation):

$$2\pi \frac{dN}{p_T dp_T dy} v_k = \sum_{l \geq k}^{\infty} \sqrt{\frac{2l+1}{4\pi} \frac{(l-k)!}{(l+k)!}} [a_{l,k} + (-1)^k a_{l,-k}] P_l^k(\cos \theta)$$



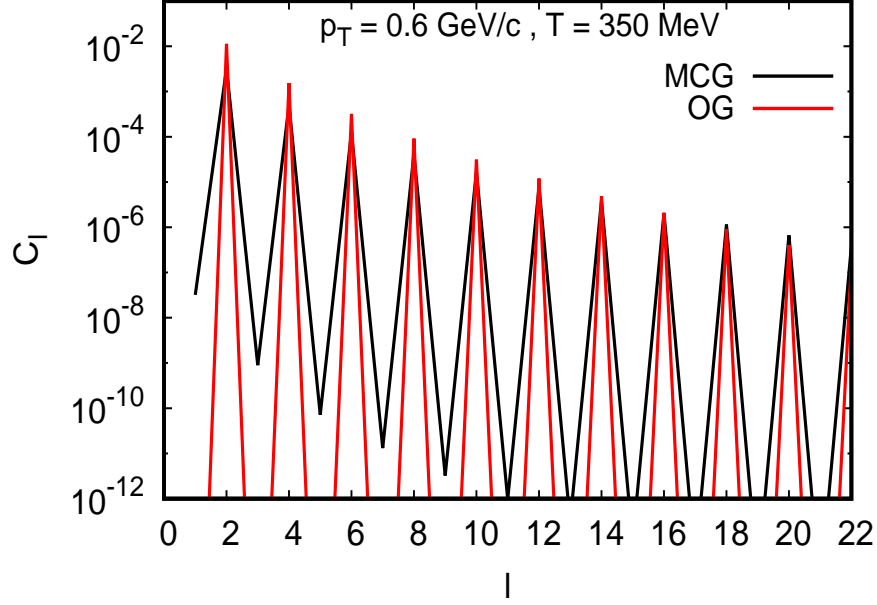


FIG. 10: The power spectrum,  $C_l$  deduced from  $dN/d^2p_T dy$  at  $p_T = 0.6$  GeV for both the OG and MCG initial conditions analyzed at the surface of  $T = 350$  MeV.

For example, the elliptic flow can be calculated by using values of  $P_l^k$  as:

$$v_2 = \left( \frac{dN}{2\pi p_T dp_T dy} \right)^{-1} \text{sech}^2 \eta [a'_{22} + a'_{32} \tanh \eta + a'_{42} (7 \tanh^2 \eta - 1) + \dots] \quad (30)$$

where

$$a'_{22} = \frac{1}{3} \sqrt{\frac{5}{12\pi}} a_{22}, \quad a'_{32} = 15 \sqrt{\frac{7}{120\pi}} a_{32}, \quad a'_{42} = \frac{15}{2} \sqrt{\frac{1}{40\pi}} a_{42}, \quad (31)$$

where  $a_{lm}$  is a function of  $p_T$  and given by Eq. 27. The fluctuations in  $v_2$  and its dependence on kinematic variables can also be estimated from the analysis of  $Ed\delta N/d^3p$  presented here. The fluctuations of other harmonics and its dependence on  $p_T$ ,  $\eta$  can also be calculated using similar procedure.

## VI. SUMMARY AND DISCUSSIONS

The hot and dense system formed in heavy ion collisions at relativistic energies has been evolved using (3+1) dimensional relativistic hydrodynamics. The initial energy density profiles required to solve the hydrodynamics has been derived from OG and MCG models. The power spectrum of momentum distribution of particles due to fluctuations in initial conditions for both OG and MCG models have been estimated at different surfaces of constant temperatures following the analysis procedure that is used for CMBR spectrum. This enable us to study the evolution of the power spectrum with decrease in temperature and hence effectively with increase in time. We observe that the power spectrum with OG initial conditions for central collisions does not change significantly with the progression of time because the initial system is symmetric. However, the nature of the power spectrum for MCG initial condition with negligible values for odd  $l$ 's changes substantially showing similar magnitudes for odd and even  $l$ 's at later time.

The power spectrum for perturbation introduced through phase space distribution which derive the system away from equilibrium has also been estimated. It has been observed that the temperature variation of power spectrum with perturbation is distinctly different from the one without perturbation - clearly indicating the trace of non-equilibration in the system. Such studies will help in constraining the initial states [79, 80]. A

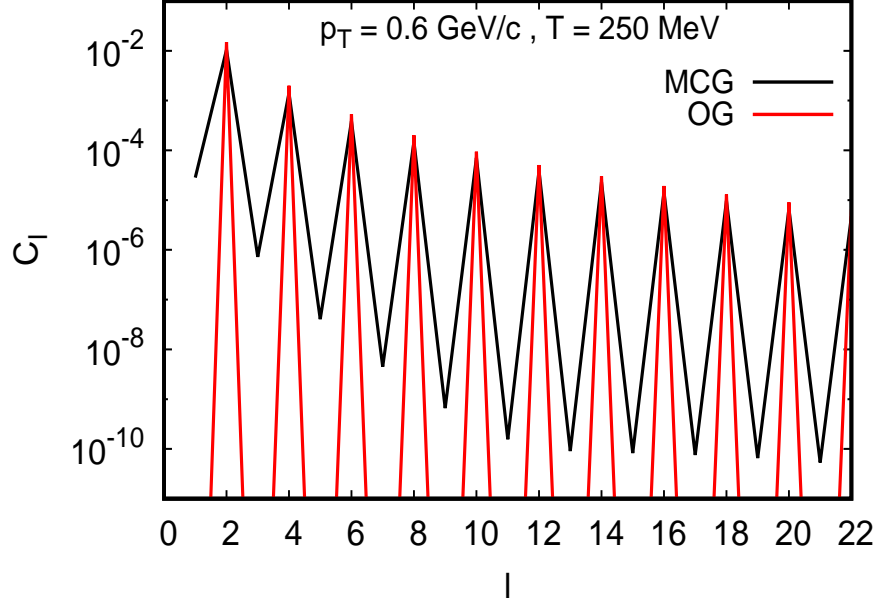


FIG. 11: Same as Fig. 10 at  $T = 250$  MeV.

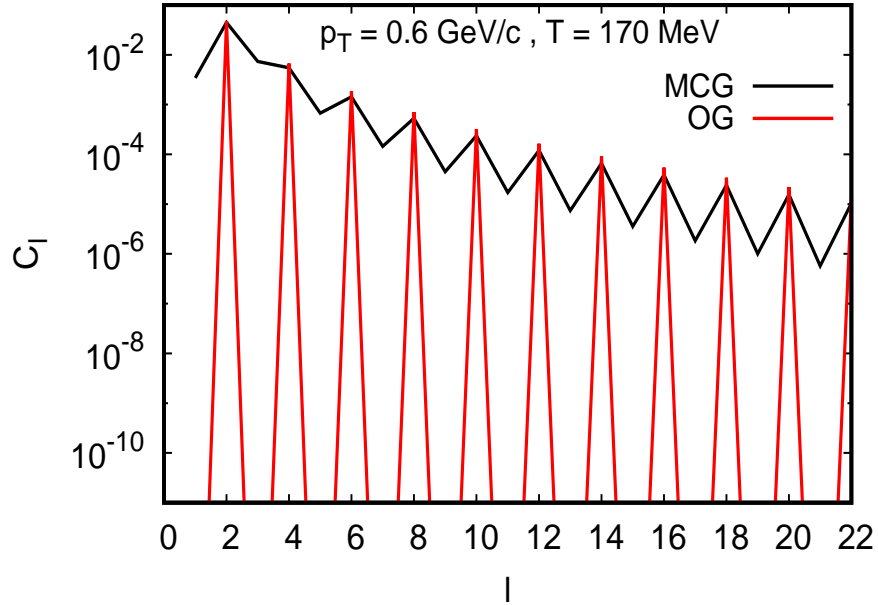


FIG. 12: Same as Fig. 10 at  $T = 170$  MeV.

relation between the power spectrum with the flow harmonics has been derived. This relation can be used to estimate the pseudo-rapidity and  $p_T$  dependence of the flow harmonics. The power spectrum of phase space perturbation can be used to estimate the fluctuations in flow harmonics and its dependence on kinematic variables. The connection between the experiments and the present type of works has been nicely discussed in Ref. [26].

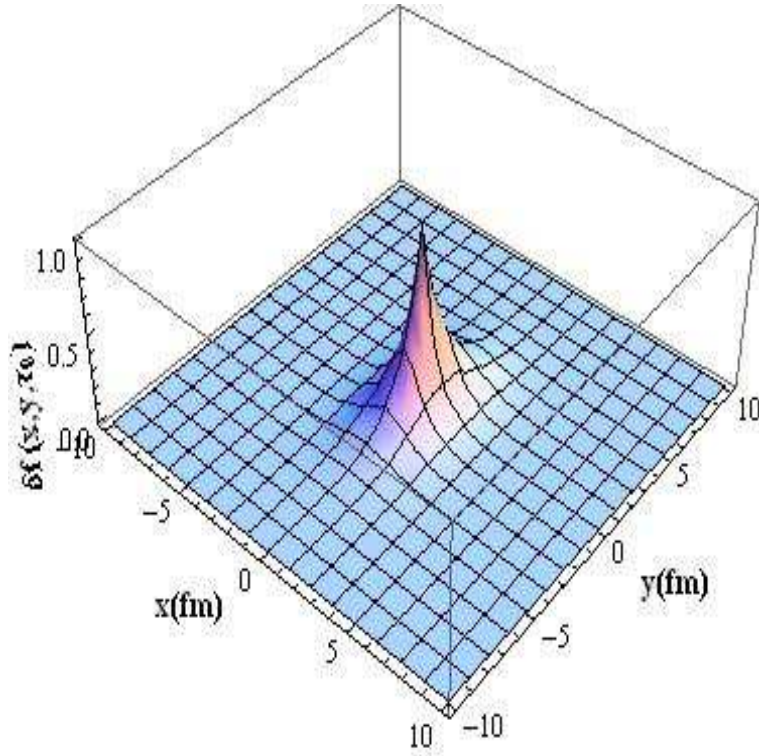


FIG. 13: The initial perturbation  $\delta f$  given in Eq. 22 with  $n = 2$ .

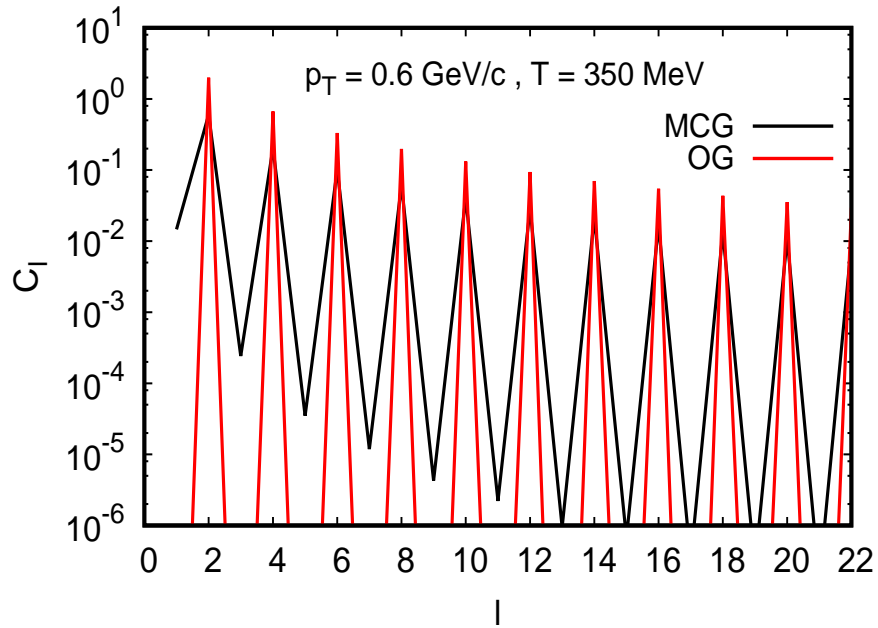


FIG. 14: The power spectrum of the perturbation at  $T = 350$  MeV for perturbation shown in Fig 12. The red (black) line shows results for OG (MCG) initial conditions for  $p_T = 0.6$  GeV/ $c$

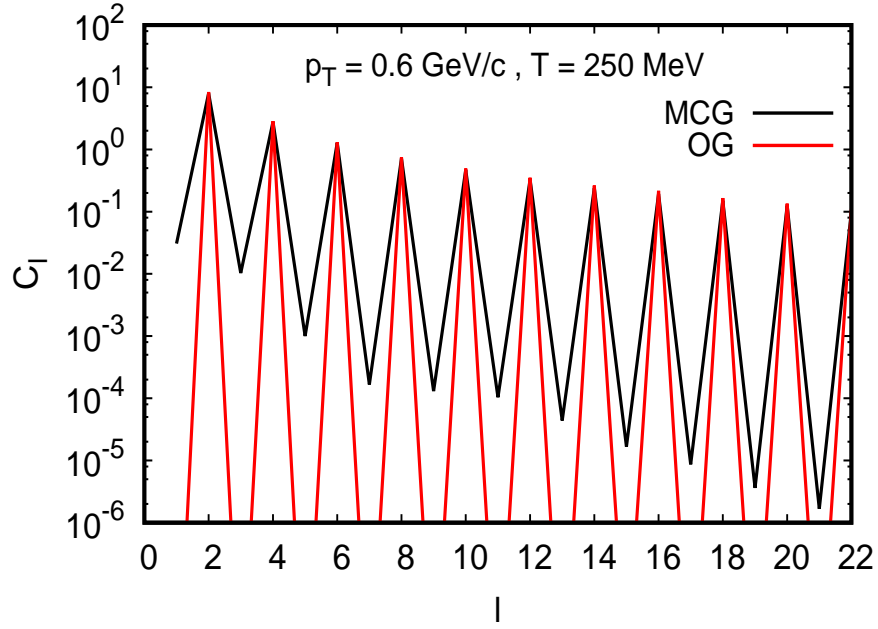


FIG. 15: Same as Fig 14 at  $T = 250$  MeV

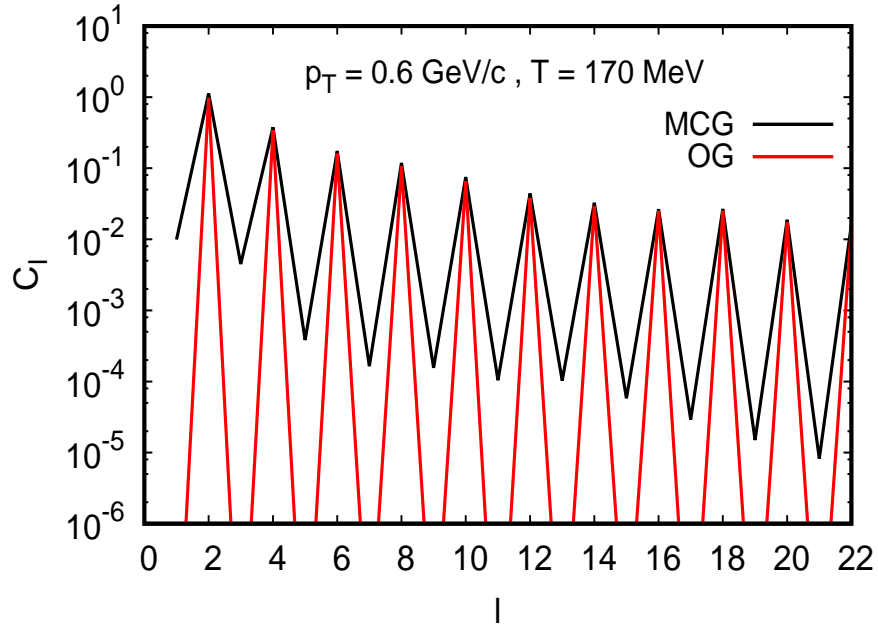
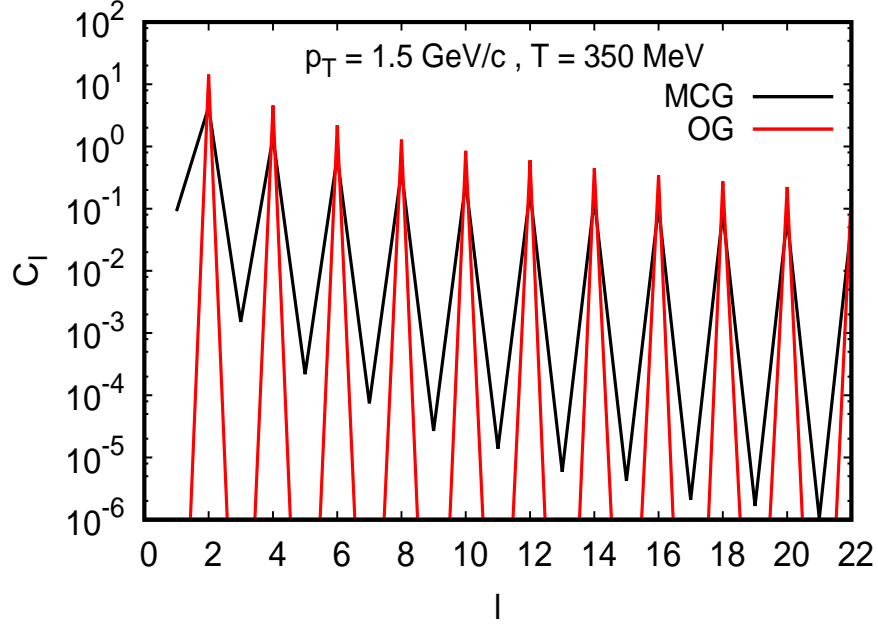
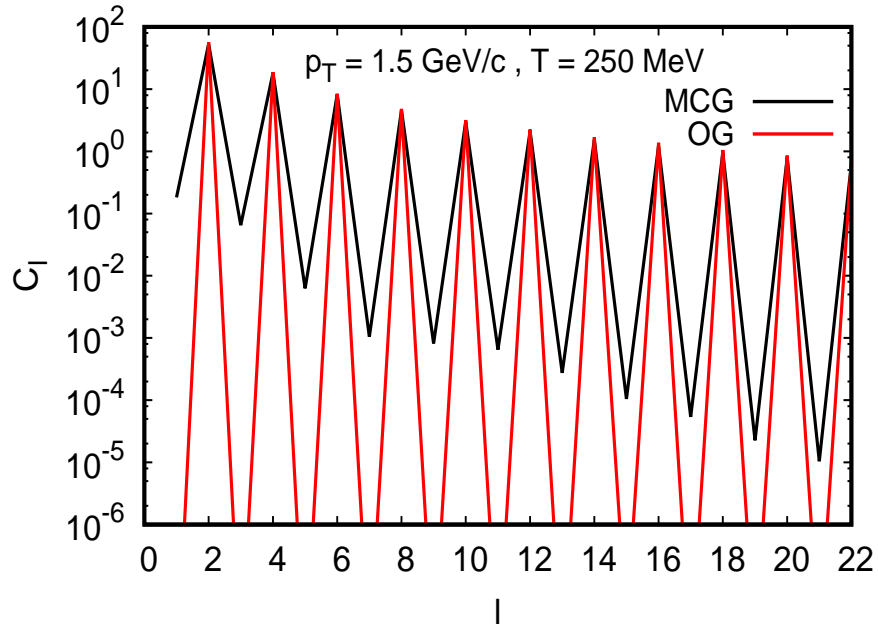


FIG. 16: Same as Fig. 10 at  $T = 170$  MeV.

**Acknowledgement:** G. S. acknowledges the support from Department of Atomic Energy, Govt. of India for this work.

FIG. 17: Same as Fig 14 for  $p_T = 1.5 \text{ GeV}/c$ FIG. 18: Same as Fig 15 at  $T = 170 \text{ MeV}$ 

## VII. APPENDIX A

In this appendix we provide the expressions for  $f_n$ 's appearing in Eq. 8.

$$f_0 = 1 + \frac{3N_f}{32}(7 + 120\hat{\mu}_q^2 + 240\hat{\mu}_q^4) \quad (32)$$

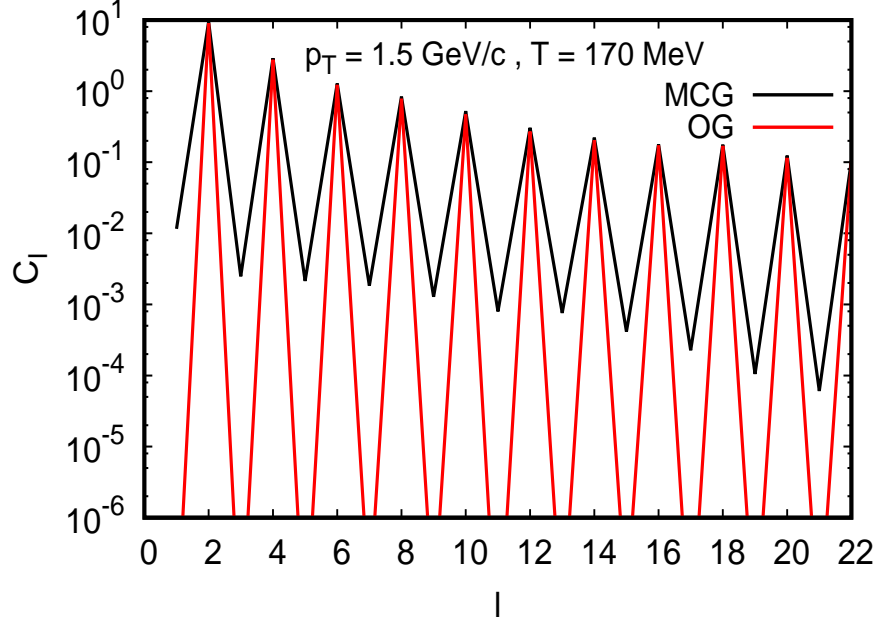


FIG. 19: Same as Fig 16 for  $p_T = 1.5 \text{ GeV}/c$

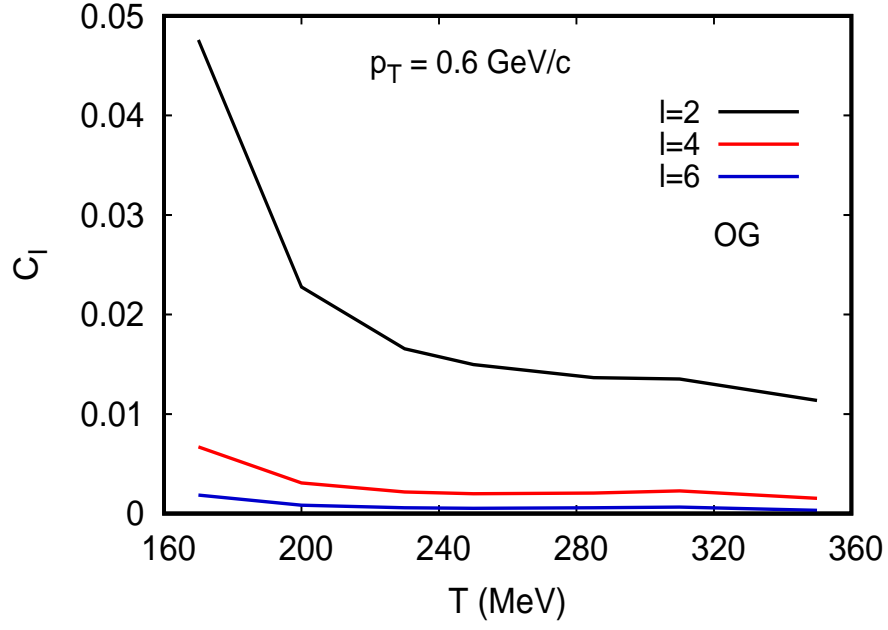


FIG. 20: The temperature variation of power spectrum with OG initial condition for different  $l$  values.

$$f_2 = -\frac{15}{4} \left[ 1 + \frac{N_f}{12} (5 + 72\hat{\mu}_q^2 + 144\hat{\mu}_q^4) \right] \quad (33)$$

$$f_3 = 30 \left[ 1 + \frac{N_f}{6} (1 + 12\hat{\mu}_q^2) \right]^{3/2} \quad (34)$$



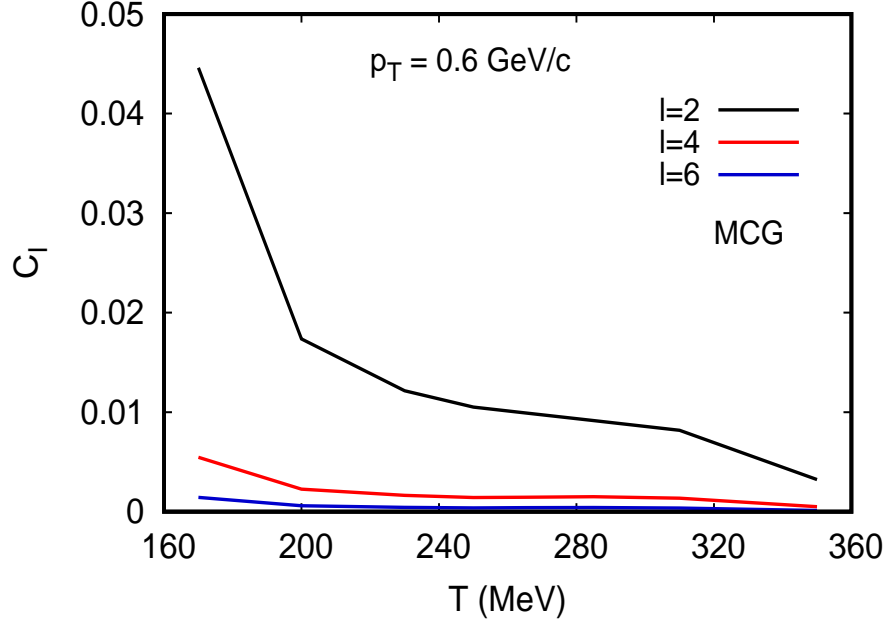


FIG. 21: The variation of power spectrum for even  $l$  with temperature for MCG initial condition.

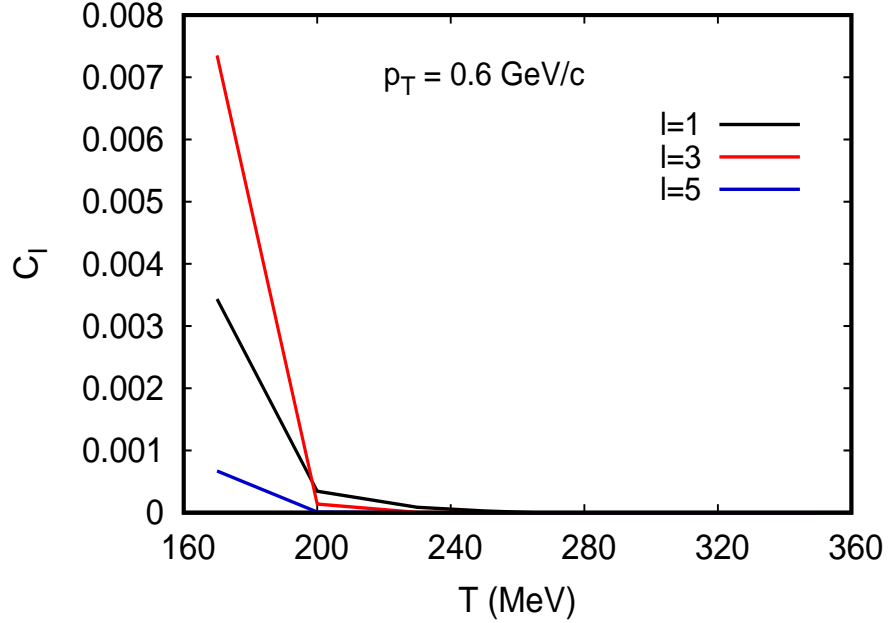


FIG. 22: The variation of power spectrum for odd  $l$  with temperature for MCG initial condition.

$$\begin{aligned}
 f_4 = & 237.223 + (15.963 + 124.773\hat{\mu}_q^2 - 319.849\hat{\mu}_q^4)N_f - (0.415 + 15.926\hat{\mu}_q^2 + 106.719\hat{\mu}_q^4)N_f^2 \\
 & + \frac{135}{2} \left[ 1 + \frac{N_f}{6}(1 + 12\hat{\mu}_q^2) \right] \ln \left[ \left( \frac{\alpha_s}{\pi} \right) \left( 1 + \frac{N_f}{6}(1 + 12\hat{\mu}_q^2) \right) \right] \\
 & - \frac{165}{2} \left[ 1 + \frac{N_f}{12}(5 + 72\hat{\mu}_q^2 + 144\hat{\mu}_q^4) \right] \left( 1 - \frac{2N_f}{33} \right) \ln \hat{M}
 \end{aligned} \tag{35}$$

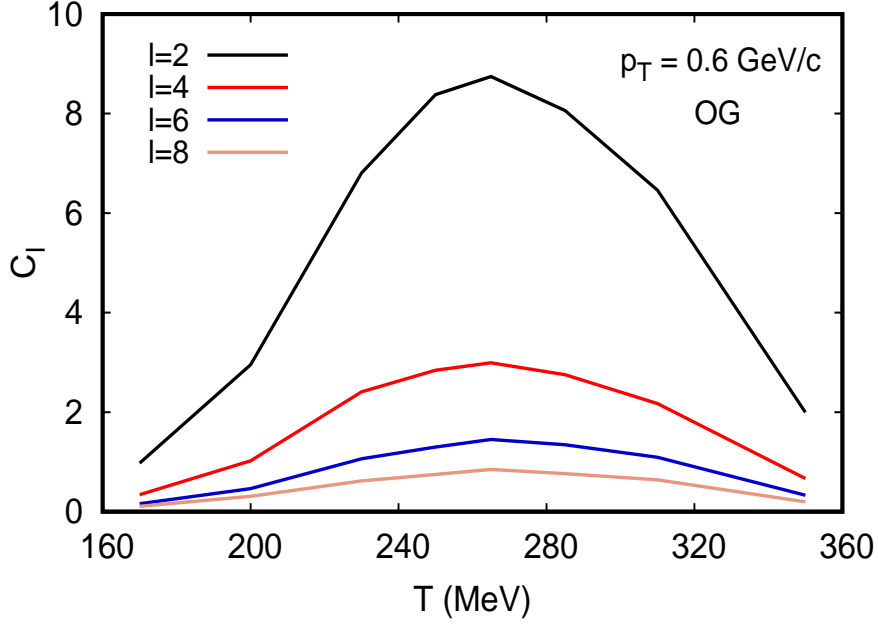


FIG. 23: The variation of power spectrum with temperature for OG initial condition with perturbation at  $p_T = 0.6$  GeV/ $c$  (see text for details).

$$f_5 = -\sqrt{1 + \frac{N_f}{6}(1 + 12\hat{\mu}_q^2)} [799.149 + (21.963 - 137.33\hat{\mu}_q^2 + 482.171\hat{\mu}_q^4)N_f + (1.926 + 2.0749\hat{\mu}_q^2 - 172.07\hat{\mu}_q^4)N_f^2] + \frac{495}{12} [6 + N_f(1 + 12\hat{\mu}_q^2)] \left(1 - \frac{2N_f}{33}\right) \ln \hat{M} \quad (36)$$

$$f_6 = - [659.175 + (65.888 - 341.489\hat{\mu}_q^2 + 1446.514\hat{\mu}_q^4)N_f + (7.653 + 16.225\hat{\mu}_q^2 - 516.210\hat{\mu}_q^4)N_f^2 - \frac{1485}{2} \left(1 + \frac{N_f}{6}(1 + 12\hat{\mu}_q^2)\right) \left(1 - \frac{2N_f}{33}\right) \ln \hat{M}] \ln \left[ \left(\frac{\alpha_s}{\pi}\right) \left(1 + \frac{N_f}{6}(1 + 12\hat{\mu}_q^2)\right) 4\pi^2 \right] - 475.587 \ln \left[ \left(\frac{\alpha_s}{\pi}\right) 4\pi^2 C_A \right] \quad (37)$$

### VIII. APPENDIX B

In this appendix we derive a relation between anisotropic flow coefficients,  $v_n$  and the coefficients,  $a_{lm}$ . The  $p_T$  distribution can be written as:

$$\frac{dN}{d^2p_T dy}(p_T, \theta, \phi) = \frac{1}{2\pi} \frac{dN}{p_T dp_T dy} \left(1 + \sum_{n=1}^{\infty} v_n \cos(n\phi)\right) \quad (38)$$

which can also be written as:

$$\frac{dN}{d^2p_T dy}(p_T, \theta, \phi) = \bar{N} + \sum_{l=1}^{\infty} \sum_{m=-l}^l a_{lm} Y_{lm}(\theta, \phi) \quad (39)$$

which leads to

$$\frac{1}{2\pi} \frac{dN}{p_T dp_T dy} \left(1 + \sum_{n=1}^{\infty} v_n \cos(n\phi)\right) = \bar{N} + \sum_{l=1}^{\infty} \sum_{m=-l}^l a_{lm} Y_{lm}(\theta, \phi)$$

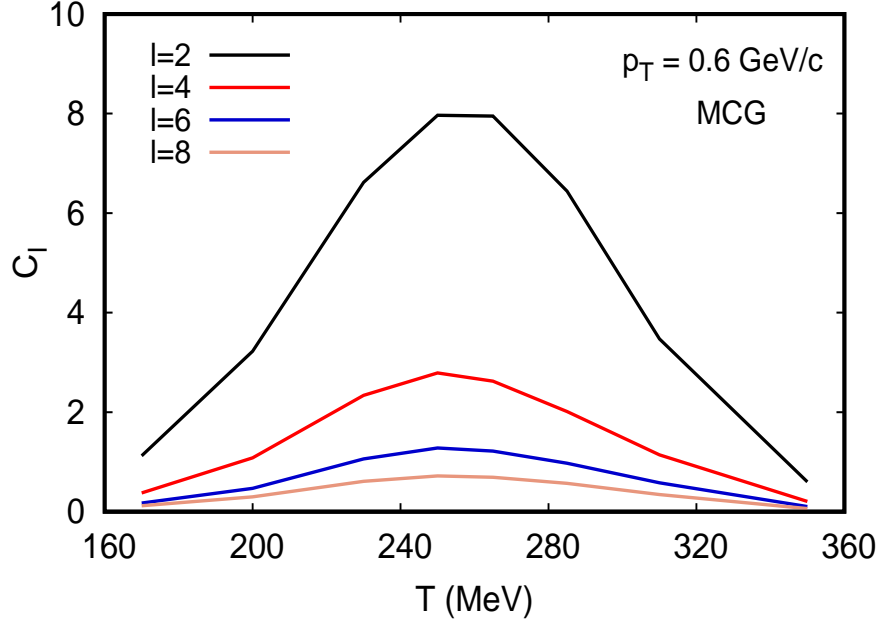


FIG. 24: The variation of power spectrum of even  $l$  with temperature for MCG initial condition with perturbation at  $p_T = 0.6$  GeV/ $c$  (see text for details).

Multiplying both sides of the above Eq. by  $\cos(k\phi)$  and integrating over  $\phi$  we get,

$$\int_0^{2\pi} d\phi \cos(k\phi) \frac{1}{2\pi} \frac{dN}{p_T dp_T dy} \left( 1 + \sum_{n=1}^{\infty} v_n \cos(n\phi) \right) = \int_0^{2\pi} d\phi \cos(k\phi) \left( N_0 + \sum_{l=1}^{\infty} \sum_{m=-l}^l a_{lm} Y_{lm}(\theta, \phi) \right)$$

This gives

$$\frac{1}{2\pi} \frac{dN}{p_T dp_T dy} \int_0^{2\pi} d\phi \cos(k\phi) \sum_{n=1}^{\infty} v_n \cos(n\phi) = \int_0^{2\pi} d\phi \cos(k\phi) \sum_{l=1}^{\infty} \sum_{m=-l}^l a_{lm} Y_{lm}(\theta, \phi)$$

Now  $v_k$  can be expressed as:

$$\frac{1}{2\pi} \frac{dN}{p_T dp_T dy} v_k = \int_0^{2\pi} d\phi \cos(k\phi) \sum_{l=1}^{\infty} \sum_{m=-l}^l a_{lm} Y_{lm}(\theta, \phi)$$

Writing  $Y_{lm}$  in terms of associated Legendre polynomials and  $e^{im\phi}$  we obtain,

$$\frac{1}{2\pi} \frac{dN}{p_T dp_T dy} v_k = \int_0^{2\pi} d\phi \cos(k\phi) \sum_{l=1}^{\infty} \sum_{m=-l}^l a_{lm} \sqrt{\frac{2l+1}{4\pi} \frac{(l-m)!}{(l+m)!}} P_l^m(\cos \theta) [\cos(m\phi) + i \sin(m\phi)]$$

Performing the  $\phi$  integration we get,

$$\frac{1}{2\pi} \frac{dN}{p_T dp_T dy} v_k = \sum_{l \geq k}^{\infty} \sqrt{\frac{2l+1}{4\pi}} \left[ a_{l,k} \sqrt{\frac{(l-k)!}{(l+k)!}} P_l^k(\cos \theta) + a_{l,-k} \sqrt{\frac{(l+k)!}{(l-k)!}} P_l^{-k}(\cos \theta) \right]$$

On simplification we obtain the relation between the flow harmonics and  $a_{l,k}$  as:

$$\frac{1}{2\pi} \frac{dN}{p_T dp_T dy} v_k = \sum_{l \geq k}^{\infty} \sqrt{\frac{2l+1}{4\pi} \frac{(l-k)!}{(l+k)!}} [a_{l,k} + (-1)^k a_{l,-k}] P_l^k(\cos \theta)$$

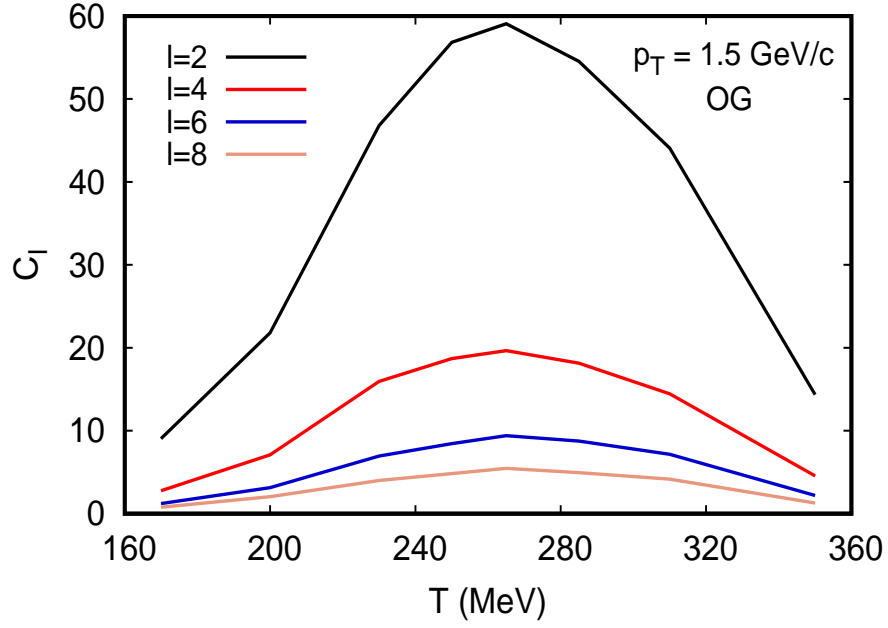


FIG. 25: Same as Fig 23 for  $p_T = 1.5 \text{ GeV}/c$

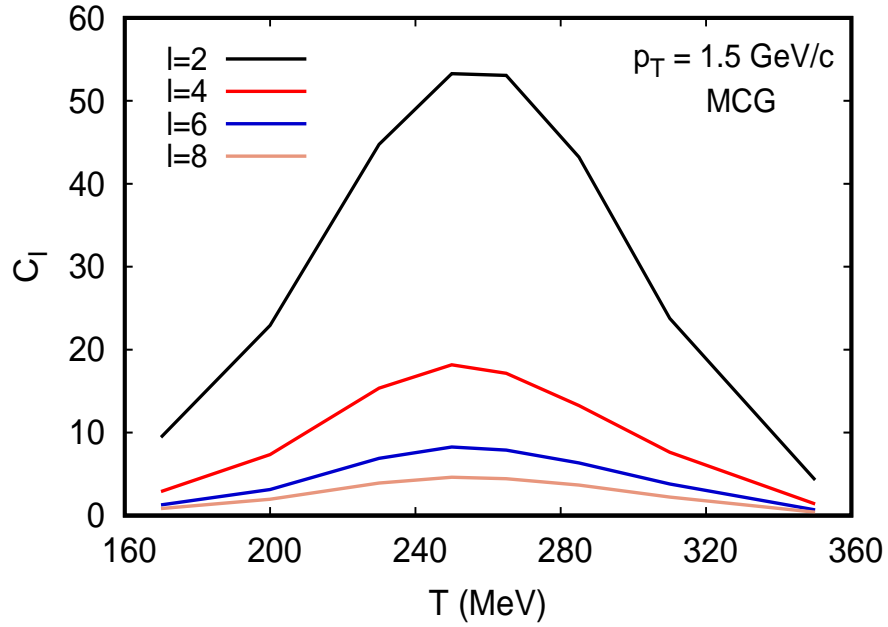


FIG. 26: Same as Fig 24 for  $p_T = 1.5 \text{ GeV}/c$

- 
- [1] J. C. Collins and M. J. Perry, *Superdense Matter: Neutrons Or Asymptotically Free Quarks?*, *Phys. Rev. Lett.* **34** (1975) 1353.  
 [2] D. J. Gross and F. Wilczek, *Ultraviolet Behavior of Non-abelian Gauge Theories*, *Phys. Rev. Lett.* **30**, (1973) 1343.

- [3] H. D. Politzer, *Reliable Perturbative Results for Strong Interactions?*, *Phys. Rev. Lett.* **30**, (1973) 1346.
- [4] A. Bazavov et al., *Equation of state in (2+1)-flavor QCD*, *Phys. Rev. D* **90**, (2014) 094503.
- [5] S. Borsanyi, Z. Fodor, C. Hoelbling, S. D. Katz, S. Krieg and K. K. Szabo, *Full result for the QCD equation of state with 2+1 flavors*, *Phys. Lett. B* **730**, (2014) 99.
- [6] F. Karsch and E. Laermann, *Thermodynamics and in medium hadron properties from lattice QCD*, hep-lat/0305025.
- [7] W. Hu and S. Dodelson, *Cosmic microwave background anisotropies*, *Ann. Rev. Astron. Astrophys.* **40**, (2002) 171.
- [8] R. Durrer, *The Cosmic Microwave Background*, Cambridge University Press, 2008.
- [9] C. -P. Ma and E. Bertschinger, *Cosmological perturbation theory in the synchronous and conformal Newtonian gauges*, *Astro. Phys. J.* **455**, (1995) 7.
- [10] S. Jeon, V. Koch, *Event-by-Event Fluctuations*, arXiv:hep-ph/0304012.
- [11] B. Schenke, S. Jeon, and C. Gale, *Elliptic and Triangular Flow in Event-by-Event  $D = 3 + 1$  Viscous Hydrodynamics*, *Phys. Rev. Lett.* **106**, (2011) 042301.
- [12] D. Teaney and L. Yan, *Triangularity and dipole asymmetry in relativistic heavy ion collisions*, *Phys. Rev. C* **83**, (2011) 064904 .
- [13] R. A. Lacey, et al., *Initial eccentricity fluctuations and their relation to higher-order flow harmonics*, *Phys. Rev. C* **83**, (2011) 044902.
- [14] S. Gavin and G. Moschelli, *Fluctuation probes of early-time correlations in nuclear collisions*, *Phys. Rev. C* **85**,(2012) 014905.
- [15] S. Gavin and G. Moschelli, *Flow fluctuations from early-time correlations in nuclear collisions*, *Phys. Rev. C* **86**, (2012) 034902.
- [16] S.Gavin and M. Abdel-Aziz, *Measuring Shear Viscosity Using Transverse Momentum Correlations in Relativistic Nuclear Collisions*, *Phys. Rev. Lett.* **97**, (2006) 162302.
- [17] S. Gavin, *Traces of Thermalization from  $p$   $t$  Fluctuations in Nuclear Collisions*, *Phys. Rev. Lett.* **92**, (2004) 162301.
- [18] R. S. Bhalerao, M. Luzum, and J.-Y. Ollitrault, *Determining initial-state fluctuations from flow measurements in heavy-ion collisions*, *Phys. Rev. C* **84** , (2011) 034910.
- [19] E. Retinskaya, M. Luzum, J.-Y. Ollitrault, *Constraining models of initial conditions with elliptic and triangular flow data*, *Phys. Rev. C* **89**, (2014) 014902 ;
- [20] J.-Y. Ollitrault, A. M. Poskanzer, and S. A. Voloshin, *Effect of flow fluctuations and non-flow on elliptic flow methods*, *Phys. Rev. C* **80**, (2009) 014904.
- [21] G. Giacalone, J. Noronha-Hostler, and J.-Y. Ollitrault, *Relative flow fluctuations as a probe of initial state fluctuations*, *Phys. Rev. C* **95**, (2017) 054910.
- [22] B. Alver et al., *Importance of correlations and fluctuations on the initial source eccentricity in high-energy nucleus-nucleus collisions*, *Phys. Rev. C* **77**, (2008) 014906.
- [23] A. P. Mishra, R. K. Mohapatra, P. S. Saumia and A. M. Srivastava, *Super-horizon fluctuations and acoustic oscillations in relativistic heavy-ion collisions*, *Phys. Rev. C* **77**, (2008) 064902.
- [24] A. Mocsy and P. Sorensen, *Analyzing the Power Spectrum of the Little Bangs*, *Nucl. Phys. A* **855**, (2011) 241.
- [25] P. Naselsky et al., *Morphology of High-Multiplicity Events in Heavy Ion Collisions*, *Phys. Rev. C* **86**, (2012) 024916.
- [26] F. J. Llanes-Estrada and J. L. M. Martinez, *Angular power spectrum in publicly released ALICE events*, *Nucl. Phys. A* **970**, (2018) 107; arXiv:1612.05036 [hep-ph].
- [27] X.- N. Wang and M. Gyulassy, *HIJING: A Monte Carlo model for multiple jet production in  $p$   $p$ ,  $p$   $A$  and  $A$   $A$  collisions*, *Phys. Rev. D* **44**, (1991) 3501.
- [28] M. A. Stephanov, K. Rajagopal and E. V. Shuryak, *Signatures of the tricritical point in QCD*, *Phys. Rev. Lett.* **81**, (1998) 4816.
- [29] M. A. Stephanov, K. Rajagopal and E. V. Shuryak, *Event-by-event fluctuations in heavy ion collisions and the QCD critical point*, *Phys. Rev. D* **60**, (1999) 114028.
- [30] M. A. Stephanov, *Evolution of fluctuations near QCD critical point*, *Phys. Rev. D* **81**, (2010) 054012 .
- [31] M. Asakawa, U. Heinz and B. Muller, *Fluctuation probes of quark deconfinement*, *Phys. Rev. Lett.* **85**, (2000) 2072 .
- [32] S. Jeon and V. Koch, *Fluctuations of particle ratios and the abundance of hadronic resonances*, *Phys. Rev. Lett.* **83**, (1999) 5435.
- [33] S. Jeon and V. Koch, *Charged particle ratio fluctuation as a signal for QGP*, *Phys. Rev. Lett.* **85**, (2000) 2076.
- [34] S. Mrowczynski, *Density fluctuations in the quark - gluon plasma*, *Phys. Rev. C* **57**, (1998) 1518.
- [35] G.-Y. Qin and B. Mueller, *Counting hot/cold spots in quark-gluon plasma*, *Phys. Rev. C* **85**, (2012) 061901(R).
- [36] P. Staig and E. Shuryak, *The Fate of the Initial State Fluctuations in Heavy Ion Collisions. II The Fluctuations and Sounds*, *Phys. Rev. C* **84**, (2011) 034908.
- [37] P. Staig and E. Shuryak, *The Fate of the Initial State Fluctuations in Heavy Ion Collisions. III The Second Act of Hydrodynamics*, *Phys. Rev. C* **84**, (2011) 044912.
- [38] D. A. Fogaa, L. G. Ferreira Filho, and F. S. Navarra, *Nonlinear waves in a quark gluon plasma*, *Phys. Rev. C* **81**, (2010) 055211.

- [39] D.A.Fogaa, H.Marrochio, F.S.Navarra, J.Noronha, *Nonlinear waves in second order conformal hydrodynamics*, *Nuclear Physics A* **934**, (2015) 18.
- [40] A. Kumar, J. R. Bhatt, A. P. Mishra, *Fluctuations in relativistic causal hydrodynamics*, *Nucl. Phys. A* **925**, (2014) 199
- [41] A. Rafiei and K. Javidan, *Colliding solitary waves in quark gluon plasmas*, *Phys. Rev. C* **94**, (2016) 034904.
- [42] J. I. Kapusta, B. Muller and M. Stephanov, *Relativistic Theory of Hydrodynamic Fluctuations with Applications to Heavy Ion Collisions*, *Phys. Rev. C* **85**, (2012) 054906.
- [43] S. Shi, J. Liao and P. Zhuang, *Ripples on a relativistically expanding fluid*, *Phys. Rev. C* **90**, (2014) 064912.
- [44] S. Floerchinger and U. A. Wiedemann, *Characterization of initial fluctuations for the hydrodynamical description of heavy ion collisions*, *Phys. Rev. C* **88**, (2013) 044906.
- [45] S. Floerchinger and U. A. Wiedemann, *Mode-by-mode fluid dynamics for relativistic heavy ion collisions*, *Phys. Lett. B* **728**, (2014) 407.
- [46] M. Luzum and H. Petersen, *Initial State Fluctuations and Final State Correlations in Relativistic Heavy-Ion Collisions*, *J. Phys. G: Nucl. Part. Phys.* **41** (2014) 063102 (41pp)
- [47] M. L. Miller, K. Reygers, S. J. Sanders and P. Steinberg, *Glauber modeling in high energy nuclear collisions*, *Ann. Rev. Nucl. Part. Sci.* **57**, (2007) 205. DOI:10.1146/annurev.nucl.57.090506.123020
- [48] M. Bleicher *et al.*, *Relativistic hadron hadron collisions in the ultrarelativistic quantum molecular dynamics model*, *J. Phys. G.* **25**, (1999) 1859.
- [49] J. Adams *et al.*, *Direct observation of dijets in central Au+Au collisions at  $s(NN)^{1/2} = 200$ -GeV*, *Phys. Rev. Lett.* **97**, (2016) 162301.
- [50] Iu. Karpenko, P. Huovinen, M. Bleicher, *A 3+1 dimensional viscous hydrodynamic code for relativistic heavy ion collisions*, *Comp. Phys. Comm.* **185**, (2014) 3016.
- [51] J. D. Bjorken, *Highly Relativistic Nucleus-Nucleus Collisions: The Central Rapidity Region*, *Phys. Rev. D* **27**, (1983) 140.
- [52] M. Albright, J. Kapusta and C. Young, *Matching excluded-volume hadron-resonance gas models and perturbative QCD to lattice calculations*, *Phys. Rev. C* **90**, (2014) 024915.
- [53] G. D. Yen, M. I. Gorenstein, W. Greiner and S.N. Yang, *Excluded volume hadron gas model for particle number ratios in A+A collisions*, *Phys. Rev. C* **56** (1997) 2210.
- [54] A. Vuorinen, *Quark number susceptibilities of hot QCD up to  $g^{*6} \ln g$* , *Phys. Rev. D* **67**, (2003)074032.
- [55] A. Vuorinen, *The Pressure of QCD at finite temperatures and chemical potentials*, *Phys. Rev. D* **68**, (2003) 054017.
- [56] N. Haque, M. G. Mustafa and M. Strickland, *Two-loop hard thermal loop pressure at finite temperature and chemical potential*, *Phys. Rev. D* **87**, (2013) 105007.
- [57] Y. Hama, T. Kodama and O. Socolowski Jr., *Topics on Hydrodynamic Model of Nucleus-Nucleus Collisions*, *Brazilian Journal of Physics* **35**, no. 1 (2005) 25.
- [58] Particle data Group, J. Beringer *et al.*, *Review of Particle Physics (RPP)*, *Phys. Rev. D.* **86**, (2012) 010001.
- [59] S. Borsányi *et al.*, *Full result for the QCD equation of state with 2 + 1 flavors*, *Phys. Lett. B* **370** (2014) 99.
- [60] E. M. Lifshitz and L. P. Pitaevskii, *Physical Kinetics*, (Elsevier, New York, 1987).
- [61] S. R. de Groot, W. A. van Leeuwen and C. G. van Weert, *Relativistic kinetic theory: principles and applications*, North-Holland Publishing Co., Amsterdam, 1980.
- [62] C. Cercignani and G. M. Kremer, *The relativistic Boltzmann equation: theory and applications*, Springer Basel AG, 2002.
- [63] G. Sarwar and J. Alam, *Kinetic evolution and correlation of fluctuations in QGP*, (in press of IJMPA).
- [64] W. Florkowski, R. Ryblewski, M. Strickland, *Testing viscous and anisotropic hydrodynamics in an exactly solvable case*, *Phys. Rev. C* **88**, (2013) 024903.
- [65] W. Florkowski, R. Ryblewski, M. Strickland, *Chromoelectric oscillations in a dynamically evolving anisotropic background*, *Phys. Rev. D* **86**, (2012) 085023.
- [66] Y. Hatta, M. Martinez and B. -W. Xiao, *Analytic solutions of the relativistic Boltzmann equation*, *Phys. Rev. D* **91**, (2015) 085024 .
- [67] G.S. Denicol *et al.*, *New Exact Solution of the Relativistic Boltzmann Equation and its Hydrodynamic Limit*, *Phys. Rev. Lett.* **113**, (2014) 202301.
- [68] D. Bazow *et al.*, *Analytic solution of the Boltzmann equation in an expanding system*, *Phys. Rev. Lett.* **116**, (2016) 022301.
- [69] J. Tindall, J. M. Torres-Rincon, J. B. Rose and H. Petersen, *Equilibration and freeze-out of an expanding gas in a transport approach in a FriedmannRobertsonWalker metric*, *Phys. Lett. B* **770**, (2017) 532.
- [70] H. Levine, *Partial Differential Equations*, American Mathematical Society (1997).
- [71] M. H. Thoma, *Parton interaction rates in the quark - gluon plasma*, *Phys. Rev. D* **49**, (1994) 451 .
- [72] F. Cooper, G. Frye, *Comment on the Single Particle Distribution in the Hydrodynamic and Statistical Thermodynamic Models of Multiparticle Production*, *Phys. Rev. D* **10** (1974) 186.
- [73] S. Jeon and U. Heinz, *Introduction to Hydrodynamics*, *Int. J. Mod. Phys. E* **24**, (2015) 1530010.
- [74] J. Admas *et al.* (for ALICE collaboration), *Correlated event-by-event fluctuations of flow harmonics in Pb-Pb collisions at  $\sqrt{s_{NN}} = 2.76$  TeV*, *Phys. Rev. Lett.* **117**, 182301 (2016).
- [75] N. Borghini, J.Y. Ollitrault, *Momentum spectra, anisotropic flow, and ideal fluids*, *Phys. Lett. B* **642**, (2006) 227.



- [76] U. Heinz and R. Snellings, *Collective flow and viscosity in relativistic heavy-ion collisions*, *Ann. Rev. Nucl. Part. Sci.* **63**, (2013)123-151.
- [77] P. B. Arnold, C. Dogan, and G. D. Moore, *The Bulk Viscosity of High-Temperature QCD*, *Phys. Rev. D* **74**, (2006) 085021.
- [78] F. G. Gardin, F. Grassi, M. Luzum and J. Noronha-Hostler, *Hydrodynamic Predictions for Mixed Harmonic Correlations in 200 GeV Au+Au Collisions*, *Phys. Rev. C* **95**, (2017) 034901.
- [79] E. Retinsaya, M. Luzum and J. Y. Ollitrault, *Constraining models of initial conditions with elliptic and triangular flow data*, *Phys. Rev. C* **89**, (2014) 014902.
- [80] H.Petersen, C. Coleman-Smith, S. A. Bass and R. Wolpert, *Constraining the initial state granularity with bulk observables in Au+Au collisions at  $\sqrt{s_{NN}} = 200$  GeV*, *J. Phys. G* **38**, (2011) 045102.