

Whistler precursor and intrinsic variability of quasi-perpendicular shocks

Gilad Granit¹ and Michael Gedalin^{1†},

¹Department of Physics, Ben-Gurion University of the Negev, Beer-Sheva, Israel

(Received xx; revised xx; accepted xx)

The structure of whistler precursor in a quasi-perpendicular shock is studied within two-fluid approach in one-dimensional case. The complete set of equations is reduced to the KdV equation, if no dissipation is included. With a phenomenological resistive dissipation the structure is described with the KdV-Burgers equation. The shock profile is intrinsically time dependent. For sufficiently strong dissipation, temporal evolution of a steepening profile results in generation of a stationary decaying whistler ahead of the shock front. With the decrease of the dissipation parameter whistler wavetrains begin to detach and propagate toward upstream and the ramp is weakly time dependent. In the weakly dissipative regime the shock front experiences reformation.

1. Introduction

Collisionless shocks, even at low-Mach numbers, are complicated structures. The majority of the shocks, encountered in the heliosphere, are fast magnetized shocks, where the shock transition is mainly determined by the rapid increase of the magnetic field (see, e.g. Kennel *et al.* 1985, for a review). While the magnetic jump in shocks must be accompanied by the drop of the fluid speed from super-magnetosonic to sub-magnetosonic, by the jump in the ion and electron density, and by the substantial increase of temperatures of both species, it is the magnetic field which is a) measured with the highest precision, and b) serves as the main signature of the shock. Knowledge of the structure of the magnetic profile is of utmost importance, since the macroscopic magnetic field is the most important factor affecting the particle motion throughout the shock. The most important parameters defining the shock behavior are thought to be the Mach number M (defined below), the angle θ between the shock normal and the upstream magnetic field, and the ratio of the upstream kinetic-to-magnetic pressure $\beta = 8\pi p_u / B_u^2$. Here $p_u = n_u T_u$ is the upstream plasma pressure and B_u is the upstream magnetic field. Hereafter the subscript u refers to the upstream values and d refers to the downstream parameters. Low-Mach number low- β shocks are believed to be laminar, that is, to possess an almost monotonic increase of the magnetic field with nearly no magnetic oscillations (Greenstadt *et al.* 1975; Mellott & Greenstadt 1984; Farris *et al.* 1993). Recently, it was shown that even in very low-Mach number shocks downstream magnetic oscillations are caused by ion gyration (Balikhin *et al.* 2008; Russell *et al.* 2009; Ofman *et al.* 2009; Kajdič *et al.* 2012; Ofman & Gedalin 2013; Gedalin *et al.* 2015a). Low-Mach number shocks also often exhibit magnetic oscillations upstream of the ramp (Balikhin *et al.* 2003; Blanco-Cano *et al.* 2006; Wilson *et al.* 2007, 2009; Ramírez Vélez *et al.* 2012; Blanco-Cano *et al.* 2013, 2016; Wilson III *et al.* 2017). The latter are typically identified as low-frequency electromagnetic whistlers (Ramírez Vélez *et al.* 2012). Whistler generation is quite typical for supercritical shocks (Walker *et al.*

† Email address for correspondence: gedalin@bgu.ac.il

1999; Scholer & Burgess 2007; Wilson *et al.* 2009; Hull *et al.* 2012). Often these whistlers propagate at an angle to the shock normal and possibly precede the formation of ripples in supercritical shocks (Lowe & Burgess 2003; Burgess & Scholer 2007; Lobzin *et al.* 2008; Johlander *et al.* 2016). It was also suggested that at higher Mach numbers whistler generation evolves into strong non-stationarity of the shock front, known as reformation (Walker *et al.* 1999; Krasnoselskikh *et al.* 2002; Scholer & Burgess 2007; Lobzin *et al.* 2008; Lembège *et al.* 2009; Krasnoselskikh *et al.* 2013; Sulaiman *et al.* 2015). It is general understanding that stationarity of even low-Mach number shocks requires presence of some dissipation, presumably in the form of resistivity. The de facto standard semi-qualitative description of the shock front suggests transformation of a soliton solution into a shock-like profile when dispersion is accompanied with weak dissipation (Sagdeev 1966). It was shown that in the presence of weak resistive dissipation shock-like solutions do exist in one-dimensional two-fluid quasineutral approximation (Gedalin 1998), while without dissipation there are no solutions with different asymptotic values of the magnetic field. Appearance of the downstream magnetic oscillations is a kinetic effect (Ofman *et al.* 2009; Gedalin *et al.* 2015*a*) and cannot be properly described within the widely accepted single polytropic two-fluid theory. Yet, upstream of the ramp the two-fluid approximation is still valid. It was shown that even if restricting for the upstream region only, stationary solutions with decaying oscillations exist only if dissipation is invoked (Gedalin *et al.* 2015*b*). This brings us to the conclusion that even low-Mach shocks may be intrinsically nonstationary and generate upstream propagating whistler wavetrains. Weakly nonlinear weakly dispersive waves are typically described by the Korteweg-de-Vries equation (KdV) (Karpman 1975; Ablowitz 2011). Asymptotic behavior of the initial discontinuity in KdV has been studied using the Witham method (Gurevich & Pitayevsky, L. P. 1974) and by direct numerical integration (Ablowitz *et al.* 2009; Ablowitz & Baldwin 2013). However, in the physically meaningful situation an initially smooth profile steepens and wavetrain generation is expected to prevent discontinuity formation. The physically interesting stage, to be compared with observations, is not the asymptotic state but the transient one, taking also into account the variability of the ambient conditions. In general, one-dimensional time-dependent nonlinear waves in two-fluid theory are described by a set of equations which are more complicated than KdV (Gedalin 1993, 1994). In the present paper we derive the time-dependent equations for one-dimensional waves in two-fluid theory with resistive dissipation included. We reduce these equations to a single KdV-Burgers equation and analyze it numerically. We show that in the case of sufficiently weak dissipation an initially smooth profile with different asymptotic steepens to an intrinsically non-stationary shock generating upstream wavetrains.

2. Basic equations

The analysis will be done within two-fluid plasma theory with massless electrons, since the typical spatial scales are much larger than the electron inertial length and the typical temporal scales are much larger than the electron gyroperiod or inverse electron plasma frequency. For the same reason quasineutrality, $n_e = n_i = n$, is maintained with high precision. The speeds are well below the speed-of-light, so that the displacement current is negligible. We also assume that the system is one-dimensional, that is, all plasma variables and fields depend only on the coordinate x along the shock normal and on time

t. With these approximations the two-fluid equations take the form

$$\partial_t n + \partial_x(nv_x) = 0 \quad (2.1)$$

$$nm_i(\partial_t v_x + v_x \partial_x v_x) = ne(E_x + \hat{\mathbf{x}} \cdot (\mathbf{v}_i \times \mathbf{B})/c) - \partial_x p_i \quad (2.2)$$

$$0 = -en(E_x + \hat{\mathbf{x}} \cdot (\mathbf{v}_e \times \mathbf{B})/c) - \partial_x p_e \quad (2.3)$$

$$nm_i(\partial_t \mathbf{v}_{i\perp} + v_x \partial_x \mathbf{v}_{i\perp}) = ne(\mathbf{E}_\perp + v_x \hat{\mathbf{x}} \times \mathbf{B}_\perp/c + B_x \mathbf{v}_{i\perp} \times \hat{\mathbf{x}}/c) - n\nu(\mathbf{v}_{i\perp} - \mathbf{v}_{e\perp}) \quad (2.4)$$

$$0 = -en(\mathbf{E}_\perp + v_x \hat{\mathbf{x}} \times \mathbf{B}_\perp/c + B_x \mathbf{v}_{e\perp} \times \hat{\mathbf{x}}/c) - n\nu(\mathbf{v}_{e\perp} - \mathbf{v}_{i\perp}) \quad (2.5)$$

$$c\partial_x(\hat{\mathbf{x}} \times \mathbf{B}_\perp) = 4\pi ne(\mathbf{v}_{i\perp} - \mathbf{v}_{e\perp}) \quad (2.6)$$

$$\partial_t \mathbf{B}_\perp = -c\partial_x(\hat{\mathbf{x}} \times \mathbf{E}_\perp) \quad (2.7)$$

$$B_x = \text{const}, \quad v_{ex} = v_{ix} = v_x \quad (2.8)$$

Here n , v_x , and \mathbf{v}_\perp are the ion density and velocity, B_x and \mathbf{B}_\perp are the magnetic field components, while E_x and \mathbf{E}_\perp are the electric field components. The subscript \perp denotes components perpendicular to the shock normal: $\mathbf{v}_\perp = (v_y, v_z)$, $\mathbf{B}_\perp = (B_y, B_z)$, $\mathbf{E}_\perp = (E_y, E_z)$. Here \perp refers to the direction $\hat{\mathbf{x}}$. We shall assume that p_e and p_i are functions of the density only. The last terms in (2.4) and (2.5) describe the friction (momentum exchange) between the two species which conserves the total momentum. Indeed, the following conservation laws can be easily derived:

$$\partial_t n + \partial_x(nv_x) = 0 \quad (2.9)$$

$$\partial_t(nm_i v_x) + \partial_x\left(nm_i v_x^2 + p + \frac{B_\perp^2}{8\pi}\right) = 0 \quad (2.10)$$

$$\partial_t(nm_i \mathbf{v}_{i\perp}) + \partial_x\left(nm_i v_x \mathbf{v}_{i\perp} - \frac{B_x \mathbf{B}_\perp}{4\pi}\right) = 0 \quad (2.11)$$

which are the particle number and the momentum conservation and $p = p_i + p_e$. Eqs. (2.5) and (2.6) give

$$c(\hat{\mathbf{x}} \times \mathbf{E}_\perp) = v_x \mathbf{B}_\perp - B_x \mathbf{v}_{i\perp} + \frac{cB_x}{4\pi ne} \partial_x(\hat{\mathbf{x}} \times \mathbf{B}_\perp) - \frac{c^2 \nu}{4\pi ne^2} \partial_x \mathbf{B}_\perp \quad (2.12)$$

so that (2.7) takes the form

$$\partial_t \mathbf{B}_\perp + \partial_x(v_x \mathbf{B}_\perp - B_x \mathbf{v}_{i\perp}) + \partial_x\left(\frac{cB_x}{4\pi ne} \partial_x(\hat{\mathbf{x}} \times \mathbf{B}_\perp) - \frac{c^2 \nu}{4\pi ne^2} \partial_x \mathbf{B}_\perp\right) = 0 \quad (2.13)$$

Let us choose some point as a reference point. It is always possible to switch to a reference frame such that in the reference point $\mathbf{v}_{i\perp} = 0$. It is always possible to rotate to a coordinate system around axis x in such a way so that in the reference point $B_y = 0$. We shall denote the other variables in the reference point as follows: $n = n_0$, $B_x = B_0 \cos \theta$, $B_z = B_0 \sin \theta$, and $p = p_0$.

We further define

$$v_A^2 = \frac{B_0^2}{4\pi n_0 m_i}, \quad \omega_{pi}^2 = \frac{4\pi n_0 e^2}{m_i}, \quad \Omega = \frac{eB_0}{m_i c}, \quad \beta = \frac{8\pi p_0}{B_0^2}, \quad M = \frac{v_0}{v_A} \quad (2.14)$$

It is convenient to introduce the normalized variables as follows:

$$T = \Omega t, \quad X = \frac{\omega_{pi} x}{c}, \quad N = \frac{n}{n_0}, \quad v = \frac{v_x}{v_A}, \quad (2.15)$$

$$\mathbf{u} = \frac{\mathbf{v}_{i\perp}}{v_A}, \quad \mathbf{b} = \frac{\mathbf{B}_\perp}{B_0} \quad (2.16)$$

We shall also assume the polytropic state equation $p/n^\gamma = \text{const}$. In the normalized form the equations are written as follows:

$$\partial_T N + \partial_X(Nv) = 0 \quad (2.17)$$

$$\partial_T(Nv) + \partial_X\left(Nv^2 + \frac{\beta N^\gamma + b^2}{2}\right) = 0 \quad (2.18)$$

$$\partial_T(N\mathbf{u}) + \partial_X(Nv\mathbf{u} - \cos\theta\mathbf{b}) = 0 \quad (2.19)$$

$$\begin{aligned} \partial_T\mathbf{b} + \partial_X(v\mathbf{b} - \cos\theta\mathbf{u}) \\ + \cos\theta\partial_X(N^{-1}\partial_X(\hat{\mathbf{x}} \times \mathbf{b})) - \mu\partial_X(N^{-1}\partial_X\mathbf{b}) = 0 \end{aligned} \quad (2.20)$$

It is useful to write down the above equations using the variables $J = Nv$, and $\mathbf{W} = n\mathbf{u}$:

$$\partial_T N + \partial_X J = 0 \quad (2.21)$$

$$\partial_T J + \partial_X\left(\frac{J^2}{N} + \frac{\beta N^\gamma + b^2}{2}\right) = 0 \quad (2.22)$$

$$\partial_T \mathbf{W} + \partial_X\left(\frac{\mathbf{W}}{N} - \cos\theta\mathbf{b}\right) = 0 \quad (2.23)$$

3. Stationary states

If there is no time dependence we arrive at the following conservation laws

$$J = M \quad (3.1)$$

$$\frac{M^2}{N} + \frac{\beta N^\gamma + b_y^2 + b_z^2}{2} = M^2 + \frac{\beta + \sin^2\theta}{2} \quad (3.2)$$

$$\frac{W_y}{N} - \cos\theta b_y = 0 \quad (3.3)$$

$$\frac{W_z}{N} - \cos\theta b_z = -\cos\theta \sin\theta \quad (3.4)$$

while the remaining equations for b_y and b_z take the form

$$Mb_y - \cos\theta W_y - \cos\theta\partial_X b_z - \mu\partial_X b_y = C_y \quad (3.5)$$

$$Mb_z - \cos\theta W_z + \cos\theta\partial_X b_y - \mu\partial_X b_z = C_z \quad (3.6)$$

where the constants C_y and C_z should be determined by additional conditions in the reference point. Since we are particularly interested in solutions which asymptotically converge to an uniform state, we take the reference point at $x \rightarrow \pm\infty$ and assume that all derivatives vanish there, that is, $C_y = 0$ and $C_z = \sin\theta$. Eventually, one has

$$\frac{1}{N} + \frac{\beta N^\gamma}{2M^2} + \frac{b^2}{2M^2} = 1 + \frac{\beta + \sin^2\theta}{2M^2} \quad (3.7)$$

$$b_y(M^2 - N\cos^2\theta) - \cos\theta\partial_X b_z - \mu\partial_X b_y = 0 \quad (3.8)$$

$$b_z(M^2 - N\cos^2\theta) + \cos\theta\partial_X b_y - \mu\partial_X b_z = N\sin\theta(M^2 - \cos^2\theta) \quad (3.9)$$

We start with the analysis of the stationary point by linearizing the equations for $N = 1 + \delta N$, $b_z = \sin\theta + \delta b_z$, $b_y = \delta b_y$ and searching for solutions $\propto \exp(kx)$ (see, e.g. Gedalin 1998). One has

$$\begin{aligned} (M^2 - \cos^2\theta - k\mu)[(M^2 - \cos^2\theta - k\mu)(M^2 - \beta\gamma/2) \\ - M^2 \sin^2\theta(M^2 - \cos^2\theta)] + k^2 \cos^2\theta(M^2 - \beta\gamma) = 0 \end{aligned} \quad (3.10)$$

It is easy to recognize the MHD speeds (normalized on the Alfvén speed):

$$v_I^2 = \cos^2 \theta, \quad v_s^2 = \beta\gamma/2, \quad v_{F,SL}^2 = \frac{1}{2}[(1 + v_s^2) \pm \sqrt{(1 + v_s^2)^2 - 4v_s^2 \cos^2 \theta}] \quad (3.11)$$

$$v_F^2 > v_I^2 > v_{SL}^2, \quad v_F^2 > v_s^2 > v_{SL}^2 \quad (3.12)$$

then (3.10) takes the form

$$(\cos^2 \theta + \mu^2)k^2 - k\mu L_1 + L_2 = 0 \quad (3.13)$$

$$L_1 = \frac{(M^2 - v_I^2)(M^2 - v_s^2) + (M^2 - v_F^2)(M^2 - v_{SL}^2)}{M^2 - v_s^2} \quad (3.14)$$

$$L_2 = \frac{(M^2 - v_I^2)(M^2 - v_{SL}^2)(M^2 - v_F^2)}{M^2 - v_s^2} \quad (3.15)$$

$$k_{1,2} = \frac{\mu L_1 \pm \sqrt{\mu^2 L_1^2 - 4(\cos^2 \theta + \mu^2)L_2}}{2(\cos^2 \theta + \mu^2)} \quad (3.16)$$

A shock profile can exist if the upstream point has an unstable solution and the downstream point has a stable solution, that is, if there exist $\text{Re } k > 0$ for $x \rightarrow -\infty$ (upstream) and $\text{Re } k < 0$ for $x \rightarrow \infty$ (downstream). For a fast shock, in the upstream point one has $M^2 > v_F^2$ and, therefore, $L_1 > 0$, $L_2 > 0$. As a result, $\text{Re } k_{1,2} > 0$, which means that the upstream point is unstable. If $\mu^2 L_1^2 - 4(\cos^2 \theta + \mu^2)L_2 > 0$ this point is an unstable node, otherwise it is an unstable focus (spiral point). In the downstream asymptotic point of a fast shock one has $v_F^2 > M^2 > v_I^2$. If $M^2 < v_s^2$ then again $L_1 > 0$ and $L_2 > 0$, so that $\text{Re } k_{1,2} > 0$, which means that no solution can converge to the downstream point for $M^2 < v_s^2$. If $M^2 > v_s^2$, then $L_2 < 0$ and $\text{Re } k_1 > 0$, $\text{Re } k_2 < 0$. The downstream point becomes a saddle in this case, having exactly one direction along which the solution is converging to the asymptotic state.

In the MHD approximation k^2 is neglected and one has $k\mu = L_2/L_1$, which gives an unstable upstream and stable downstream for $M^2 > v_s^2$, corresponding to the classical first sub- to super-critical transition (see, e.g. Kennel *et al.* 1985). From the above analysis it is clear that the MHD description loses the whistler mode and forces linear polarization throughout.

The stationary point analysis does not, however, provide all the information about the topology of the solutions, since (3.7) limits the magnetic field magnitude from above:

$$b_{max}^2 = 2M^2(1 - N_c^{-1}) + \beta(1 - N_c^\gamma) + \sin^2 \theta \quad (3.17)$$

$$N_c = \left(\frac{2M^2}{\beta\gamma}\right)^{1/(\gamma+1)} \quad (3.18)$$

4. Weakly nonlinear weakly time-dependent solutions

Let us now extend our analysis onto the weakly time-dependent regime. In the weakly nonlinear case the time-derivative term, the second- and third-order spatial derivative terms, and the nonlinearity due to N are all small in (2.19)-(2.20). Thus, it is sufficient

to express J , and N , and \mathbf{W} from the stationary equations:

$$J = M = \text{const} \quad (4.1)$$

$$\frac{M^2}{N} + \frac{\beta N^\gamma + b^2}{2} = \text{const} \quad (4.2)$$

$$W_y = \cos \theta N b_y \quad (4.3)$$

$$W_z = \cos \theta N (b_z - \sin \theta) \quad (4.4)$$

$$\partial_T b_y + \partial_X \left(\frac{M^2 b_y}{N} - \cos^2 \theta b_y \right) - \cos \theta \partial_X^2 b_z - \mu \partial_X^2 b_y = 0 \quad (4.5)$$

$$\partial_T b_z + \partial_X \left(\frac{M^2 b_z}{N} - \cos^2 \theta b_z \right) + \cos \theta \partial_X^2 b_y - \mu \partial_X^2 b_z = 0 \quad (4.6)$$

Defining $V = 1/N$ and expanding further one gets

$$\partial_T b_z + \partial_X (V M b_z - \cos^2 \theta b_z) + \cos \theta \partial_X^2 b_y - \mu \partial_X^2 b_z = 0 \quad (4.7)$$

$$b_y = \left(\frac{\cos \theta}{V M^2 - \cos^2 \theta} \right) \partial_X b_z \quad (4.8)$$

$$b_y \approx \left(\frac{\cos \theta}{M - \cos^2 \theta} \right) \partial_X b_z \quad (4.9)$$

$$\partial_T b_z + \partial_X (V M^2 b_z - \cos^2 \theta b_z) + \left(\frac{\cos^2 \theta}{M - \cos^2 \theta} \right) \partial_X^3 b_z - \mu \partial_X^2 b_z = 0 \quad (4.10)$$

$$(M^2 - v_s^2)(V - 1) = -\sin \theta (b_z - \sin \theta) \quad (4.11)$$

After some straightforward algebra, eventually we arrive at the following equation for $\xi = b_z / \sin \theta - 1$:

$$\partial_T \xi + P \partial_X \xi - Q \partial_X \xi^2 + R \partial_X^3 \xi - \mu \partial_X^2 \xi = 0 \quad (4.12)$$

$$P = \frac{(M^2 - v_F^2)(M^2 - v_{SL}^2)}{M^2 - v_s^2} \quad (4.13)$$

$$Q = \frac{\sin^2 \theta}{M^2 - v_s^2} \quad (4.14)$$

$$R = \frac{\cos^2 \theta}{M^2 - \cos^2 \theta} \quad (4.15)$$

In the stationary case one has

$$P \xi - Q \xi^2 + R \partial_X^2 \xi - S \partial_X \xi = 0 \quad (4.16)$$

Let $g = \tanh kX$, so that $\partial_X g = k(1 - g^2)$. Ignoring dispersion R one gets

$$\partial_X \xi = \left(\frac{Q}{S} \right) \xi \left(\frac{P}{Q} - \xi \right) \quad (4.17)$$

with the shock solution $\xi(-\infty) = 0$, $\xi(\infty) = P/Q$:

$$\xi = A(1 + g), \quad A = \frac{P}{2Q}, \quad k = \frac{P}{2S} \quad (4.18)$$

provided $P/Q > 0$, $P/S > 0$.

Ignoring dissipation S one gets

$$R\partial_X^2\xi = -P\xi + Q\xi^2 \quad (4.19)$$

$$R(\partial_X\xi)^2 + P\xi^2 - \frac{2Q\xi^3}{3} = 0 \quad (4.20)$$

with the soliton solution $\xi(-\infty) = \xi(\infty) = 0$:

$$\xi = A(1 - g^2), \quad k = \sqrt{-\frac{P}{R}}, \quad A = -\frac{3P}{2Q} \quad (4.21)$$

provided $P/R < 0$ and $Q/R < 0$.

In what follows we are particularly interested in the case when $M^2 > v_F^2$ so that all parameters P, Q, R, S are positive. Using the scaling transformation

$$T = \alpha T, \quad X = \beta X, \quad \xi = \gamma \xi \quad (4.22)$$

$$\beta = \sqrt{\frac{R}{P}} = \sqrt{\frac{\cos^2\theta(M^2 - v_s^2)}{(M^2 - \cos^2\theta)(M^2 - v_F^2)(M^2 - v_{SL}^2)}} \quad (4.23)$$

$$\alpha = \frac{\beta}{P} = \sqrt{\frac{\cos^2\theta(M^2 - v_s^2)^3}{(M^2 - \cos^2\theta)(M^2 - v_F^2)^3(M^2 - v_{SL}^2)^3}}, \quad (4.24)$$

$$\gamma = \frac{P}{Q} = \frac{(M^2 - v_F^2)(M^2 - v_{SL}^2)}{\sin^2\theta} \quad (4.25)$$

equation (4.12) can be rewritten in the following one-parametric form

$$\partial_T\xi + \partial_X\xi - \partial_X\xi^2 + \partial_X^3\xi - S\partial_X^2\xi = 0 \quad (4.26)$$

where

$$S = \frac{\mu}{\sqrt{PR}} = \frac{\mu}{\cos\theta} \sqrt{\frac{(M^2 - \cos^2\theta)(M^2 - v_s^2)}{(M^2 - v_F^2)(M^2 - v_{SL}^2)}} \quad (4.27)$$

is the dimensionless parameter which characterizes the dissipation strength. It is significantly Mach number dependent. The parameters α and β are the typical temporal and spatial scales, while γ is the shock amplitude. In the cold case $v_s = 0$, $v_{SL} = 0$, $v_F = 1$, and for weak shocks $M^2 = 1 + \delta$, $\delta \ll 1$, one would have

$$\beta = \frac{\cot\theta}{\delta^{1/2}}, \quad \alpha = \frac{\cot\theta}{\delta^{3/2}}, \quad \gamma = \frac{\delta}{\sin\theta}, \quad S = \frac{\mu \tan\theta}{\delta^{1/2}} \quad (4.28)$$

In particular, these expressions show that even for small μ the effective dissipation parameter S can be large for sufficiently low Mach numbers.

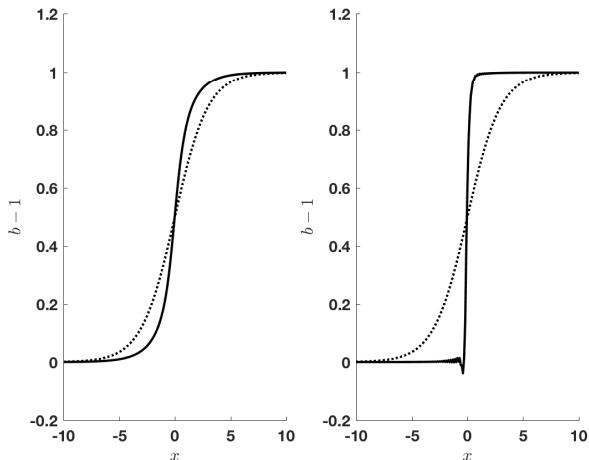
5. Stationary case

Stationary solutions satisfy the time-independent equation which, after integration once, gives

$$\xi - \xi^2 + \xi'' - S\xi' = 0 \quad (5.1)$$

where we require the $\xi' = 0$ and $\xi'' = 0$ for $\xi = 0$. The other point where the derivatives vanish is $\xi = 1$. It was suggested (Jeffrey & Mohamad 1991) that a travelling wave solution may be sought for in the form

$$\xi = A_1 + A_2 \tanh[k(X - UT)] + A_3 \cosh^{-2}[k(X - UT)] \quad (5.2)$$

FIGURE 1. Initial (dotted line) and evolved profiles for $S = 1$.

where the parameters U , A_i , $i = 1, 2, 3$, should be found by substitution in (5.1). Since one can always switch to the frame moving with the travelling wave and re-define/re-normalize all variables, it is equivalent to finding a solution of (5.1). We, therefore, will try a solution of the form

$$\xi = \frac{1}{2}(1 + g) + A(1 - g^2) = \left(A + \frac{1}{2}\right) + \frac{g}{2} - Ag^2 \quad (5.3)$$

where $g = \tanh kX$. Upon substitution in (5.1) one has

$$k = \frac{1}{2\sqrt{6}}, \quad A = -\frac{1}{4}, \quad S = \frac{5\sqrt{6}}{6} \quad (5.4)$$

It can be easily seen that $\xi' > 0$ for this solution, that is, it describes a monotonic shock transition. The condition on S means that for a given Mach number M the resistivity μ must have some definite value for this solution to exist.

6. Shock-like profile

In the focus of our study is the evolution of an initially smooth profile, of the kind

$$b = 1 + \left(\frac{1}{2}\right) \left(\tanh\left(\frac{x}{D}\right) + 1\right) \quad (6.1)$$

such that $\xi(-\infty) = b(-\infty) - 1 = 0$, $\xi(\infty) = b(\infty) - 1 = 1$, and D is larger than the typical wavelength. Roughly speaking, this profile describes the transition from one asymptotic value of the magnetic field to another within the distance D . In what follows we present the results of the numerical integration of KdV-Burgers (4.26) for various values of the dissipation parameter S . The integration is done using spatial finite-difference method with the grid spacing $\Delta x = 0.1$ and temporal 4th order Runge-Kutta method. Figure 1 shows two profiles achieved at two different times as a result of steepening for $S = 1$. The initial profile is shown by the dotted line. In this case the dissipation is strong enough to ensure quick convergence to a final stationary state, which is not monotonic. This is clearly seen in the movie 1 (online supplementary materials). Figure 2 shows two profiles for two different times for $S = 0.25$. The ramp and the magnetic dip before the ramp

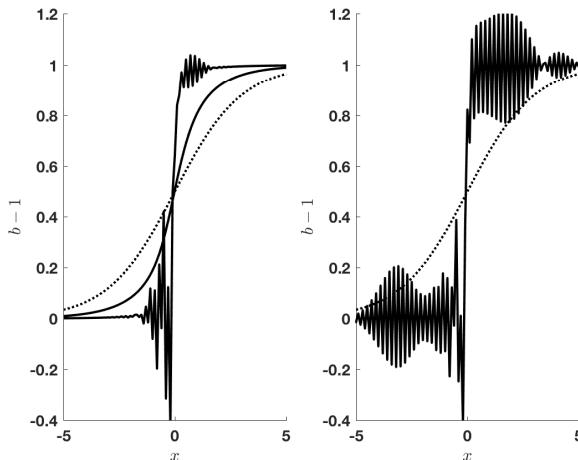


FIGURE 2. Two profiles at two different times for $S = 0.25$ and the initial profile (dotted line).

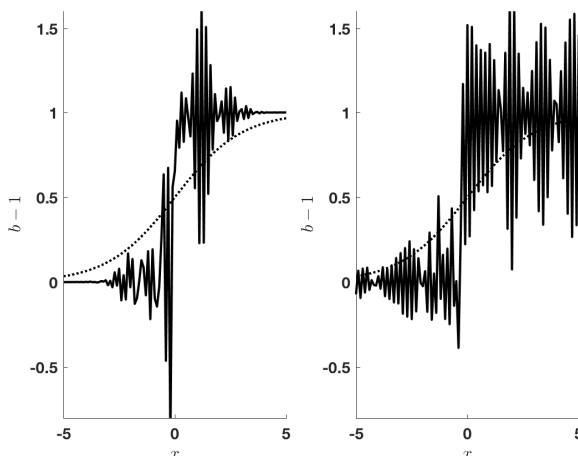


FIGURE 3. Two profiles at two different times for $S = 0.005$ and the initial profile (dotted line).

are weakly time-dependent. Time-dependent wavetrains are generated both upstream and downstream by the steepened profile. The variations are illustrated in the movie 2 (online supplementary materials). Finally, Figure 3 shows two profiles achieved at two different times for $S = 0.05$. The two late profiles are quite different which indicates essential non-stationarity of the shock front. The evolution of the profile in this case is shown in the movie 3 (online supplementary materials). It is worth mentioning that although downstream wavetrains are also present, they should not be taken seriously, since ion kinetics is important in this region and the assumptions of an isotropic polytropic state equation for ions are not valid in this region (Gedalin *et al.* 2015a).

7. Conclusions

We have shown that weak shocks with weak resistive dissipation can be described by KdV-Burgers equation. This equation is expected to possess stationary solutions. How-

ever, it is quite plausible that not any initial smooth profile with different asymptotical values of the magnetic field converges to the stationary point or that the convergence rate is extremely slow. In this case the profile will steepen until it begins to generate time-dependent wavetrains which prevent further steepening. Thus, the shock profile is intrinsically time-dependent and stationary only on average. Although the wavetrains are generated in a time-dependent manner, the time-dependence of the ramp (the main magnetic increase) may be weak for a range of dissipation parameter, so that the stationary approximation would be justified for the analysis of the ion motion across the shock front. If the dissipation is strong enough the upstream wavetrain is also nearly stationary or even reduces to a small number of phase standing oscillations adjacent to the ramp. For sufficiently weak dissipation propagating wavetrains are formed with the changing shape and the shock front experiences reformation. These findings may explain the observed variety of the low-Mach number shock profiles (Farris *et al.* 1993; Wilson *et al.* 2007; Russell *et al.* 2009; Kajdič *et al.* 2012; Wilson III *et al.* 2017). At this stage, there is no good theory providing the dissipation parameters for throughout the shock, including the upstream region. Therefore, no first principle based estimates are available for the control parameter S .

This study was supported in part by the Israel Science Foundation (grant No. 368/14).

REFERENCES

- ABLOWITZ, M. J. 2011 *Nonlinear Dispersive Waves: Asymptotic Analysis and Solitons*. Cambridge University Press.
- ABLOWITZ, M. J. & BALDWIN, D. E. 2013 Dispersive shock wave interactions and asymptotics. *Phys. Rev. E* **87**, 022906.
- ABLOWITZ, M. J., BALDWIN, D. E. & HOEFER, M. A. 2009 Soliton generation and multiple phases in dispersive shock and rarefaction wave interaction. *Phys. Rev. E* **80**, 016603.
- BALIKHIN, M. A., POKHOTILOV, O. A., WALKER, S. N. & ANDRÉ, M. 2003 Identification of low frequency waves in the vicinity of the terrestrial bow shock. *Planet. Space Sci.* **51**, 693–702.
- BALIKHIN, M. A., ZHANG, T. L., GEDALIN, M., GANUSHKINA, N. Y. & POPE, S. A. 2008 Venus Express observes a new type of shock with pure kinematic relaxation. *Geophys. Res. Lett.* **35**, L01103.
- BLANCO-CANO, X., KAJDIČ, P., AGUILAR-RODRIGUEZ, E., RUSSELL, C. T., JIAN, L. K. & LUHMANN, J. G. 2013 STEREO interplanetary shocks and foreshocks. In *SOLAR WIND 13: Proceedings of the Thirteenth International Solar Wind Conference. AIP Conference Proceedings*, pp. 131–134. Instituto de Geofísica, UNAM, CU, Coyoacán 04510 DF, Mexico, AIP.
- BLANCO-CANO, X., KAJDIČ, P., AGUILAR-RODRIGUEZ, E., RUSSELL, C. T., JIAN, L. K. & LUHMANN, J. G. 2016 Interplanetary shocks and foreshocks observed by STEREO during 2007–2010. *J. Geophys. Res.* **121**, 992–1008.
- BLANCO-CANO, X., OMIDI, N. & RUSSELL, C. T. 2006 Macrostructure of collisionless bow shocks: 2. ULF waves in the foreshock and magnetosheath. *J. Geophys. Res.* **111**, 10205.
- BURGESS, D. & SCHOLER, M. 2007 Shock front instability associated with reflected ions at the perpendicular shock. *Phys. Plasmas* **14**, 012108.
- FARRIS, M., RUSSELL, C. & THOMSEN, M. 1993 Magnetic structure of the low beta, quasi-perpendicular shock. *J. Geophys. Res.* **98**, 15285–15294.
- GEDALIN, M. 1993 Nonlinear waves in two-fluid hydrodynamics. *Phys. Fluids B* **5**, 2062.
- GEDALIN, M. 1994 Nonlinear waves in hot magnetized plasma. *Phys. Plasmas* **1**, 1159–1167.
- GEDALIN, M. 1998 Low-frequency nonlinear stationary waves and fast shocks: Hydrodynamical description. *Phys. Plasmas* **5**, 127–132.
- GEDALIN, M., FRIEDMAN, Y. & BALIKHIN, M. 2015a Collisionless relaxation of downstream ion distributions in low-Mach number shocks. *Phys. Plasmas* **22**, 072301.

- GEDALIN, M., KUSHINSKY, Y. & BALIKHIN, M. 2015*b* Profile of a low-Mach-number shock in two-fluid plasma theory. *Annales Geophysicae* **33**, 1011–1017.
- GREENSTADT, E. W., SCARF, F. L., RUSSELL, C. T., FORMISANO, V. & NEUGEBAUER, M. 1975 Structure of the quasi-perpendicular laminar bow shock. *J. Geophys. Res.* **80**, 502.
- GUREVICH, A. V. & PITAYEVSKY, L. P. 1974 Nonstationary structure of a collisionless shock wave. *Sov. Phys. JETP* **38**, 291–297.
- HULL, A. J., MUSCHIETTI, L., OKA, M., LARSON, D. E., MOZER, F. S., CHASTON, C. C., BONNELL, J. W. & HOSPODARSKY, G. B. 2012 Multiscale whistler waves within Earth's perpendicular bow shock. *J. Geophys. Res.* **117**, A12104.
- JEFFREY, A. & MOHAMAD, M. N. B. 1991 Exact solutions to the KdV-Burgers' equation. *Wave Motion* **14**, 369–375.
- JOHLANDER, A., SCHWARTZ, S. J., VAIVADS, A., KHOTYAINTEV, Y. V., GINGELL, I., PENG, I. B., MARKIDIS, S., LINDQVIST, P. A., ERGUN, R. E., MARKLUND, G. T., PLASCHKE, F., MAGNES, W., STRANGWAY, R. J., RUSSELL, C. T., WEI, H., TORBERT, R. B., PATERSON, W. R., GERSHMAN, D. J., DORELLI, J. C., AVANOV, L. A., LAVRAUD, B., SAITO, Y., GILES, B. L., POLLOCK, C. J. & BURCH, J. L. 2016 Rippled Quasiperpendicular Shock Observed by the Magnetospheric Multiscale Spacecraft. *Phys. Rev. Lett.* **117**, 165101.
- KAJDIĆ, P., BLANCO-CANO, X., AGUILAR-RODRIGUEZ, E., RUSSELL, C. T., JIAN, L. K. & LUHMANN, J. G. 2012 Waves upstream and downstream of interplanetary shocks driven by coronal mass ejections. *J. Geophys. Res.* **117**, A06103.
- KARPMAN, V. I. 1975 *Non-linear waves in dispersive media..* Oxford, New York, Pergamon Press.
- KENNEL, C. F., EDMISTON, J. P. & HADA, T. 1985 *A quarter century of collisionless shock research, Geophysical Monograph Series*, vol. 34, pp. 1–36. American Geophysical Union.
- KRASNOSELSKIKH, V., BALIKHIN, M. & WALKER, S. N. 2013 The Dynamic Quasiperpendicular Shock: Cluster Discoveries. *Space Sci. Rev.* **178**, 535–598.
- KRASNOSELSKIKH, V. V., LEMBÈGE, B., SAVOINI, P. & LOBZIN, V. V. 2002 Nonstationarity of strong collisionless quasiperpendicular shocks: Theory and full particle numerical simulations. *Phys. Plasmas* **9**, 1192–1209.
- LEMBÈGE, B., SAVOINI, P., HELLINGER, P. & TRÁVNÍČEK, P. M. 2009 Nonstationarity of a two-dimensional perpendicular shock: Competing mechanisms. *J. Geophys. Res.* **114**, A03217.
- LOBZIN, V. V., KRASNOSELSKIKH, V. V., MUSATENKO, K. & DE WIT, T. D. 2008 On nonstationarity and rippling of the quasiperpendicular zone of the Earth bow shock: Cluster observations. *Annales Geophysicae* **26**, 2899.
- LOWE, R. & BURGESS, D. 2003 The properties and causes of rippling in quasi-perpendicular collisionless shock fronts. *Annales Geophysicae* **21**, 671.
- MELLOTT, M. M. & GREENSTADT, E. W. 1984 The structure of oblique subcritical bow shocks - ISEE 1 and 2 observations. *J. Geophys. Res.* **89**, 2151–2161.
- OFMAN, L., BALIKHIN, M., RUSSELL, C. T. & GEDALIN, M. 2009 Collisionless relaxation of ion distributions downstream of laminar quasi-perpendicular shocks. *J. Geophys. Res.* **114**, 09106.
- OFMAN, L. & GEDALIN, M. 2013 Two-dimensional hybrid simulations of quasi-perpendicular collisionless shock dynamics: Gyration downstream ion distributions. *J. Geophys. Res.* **118**, 1828–1836.
- RAMÍREZ VÉLEZ, J. C., BLANCO-CANO, X., AGUILAR-RODRIGUEZ, E., RUSSELL, C. T., KAJDIĆ, P., JIAN, L. K. & LUHMANN, J. G. 2012 Whistler waves associated with weak interplanetary shocks. *J. Geophys. Res.* **117**, A11103.
- RUSSELL, C. T., JIAN, L. K., BLANCO-CANO, X. & LUHMANN, J. G. 2009 STEREO observations of upstream and downstream waves at low Mach number shocks. *Geophys. Res. Lett.* **36**, 03106.
- SAGDEEV, R. Z. 1966 Cooperative Phenomena and Shock Waves in Collisionless Plasmas. *Rev. Plasma Phys.* **4**, 23.
- SCHOLER, M. & BURGESS, D. 2007 Whistler waves, core ion heating, and nonstationarity in oblique collisionless shocks. *Phys. Plasmas* **14**, 072103.
- SULAIMAN, A. H., MASTERS, A., DOUGHERTY, M. K., BURGESS, D., FUJIMOTO, M. &

- HOSPODARSKY, G. B. 2015 Quasiperpendicular High Mach Number Shocks. *Phys. Rev. Lett.* **115**, 125001.
- WALKER, S. N., BALIKHIN, M. A. & NOZDRACHEV, M. N. 1999 Ramp nonstationarity and the generation of whistler waves upstream of a strong quasiperpendicular shock. *Geophys. Res. Lett.* **26**, 1357–1360.
- WILSON, L. B., CATTELL, C., KELLOGG, P. J., GOETZ, K., KERSTEN, K., HANSON, L., MACGREGOR, R. & KASPER, J. C. 2007 Waves in Interplanetary Shocks: A Wind/WAVES Study. *Phys. Rev. Lett.* **99**, 041101–4.
- WILSON, L. B. I., CATTELL, C. A., KELLOGG, P. J., GOETZ, K., KERSTEN, K., KASPER, J. C., SZABO, A. & MEZIANE, K. 2009 Low-frequency whistler waves and shocklets observed at quasi-perpendicular interplanetary shocks. *J. Geophys. Res.* **114**, A10106.
- WILSON III, L. B., KOVAL, A., SZABO, A., STEVENS, M. L., KASPER, J. C., CATTELL, C. A. & KRASNOSELSKIKH, V. V. 2017 Revisiting the structure of low-Mach number, low-beta, quasi-perpendicular shocks. *J. Geophys. Res.* **81**, 2097.