

Improving Compression Based Dissimilarity Measure for Music Score Analysis

Ayaka Takamoto*, Mayu Umemura†, Mitsuo Yoshida* and Kyoji Umemura*

*Department of Computer Science and Engineering

Toyohashi University of Technology

Toyohashi, Aichi, Japan

Email: a153350@edu.tut.ac.jp, yoshida@cs.tut.ac.jp, umemura@tut.jp

†Department of Scientific and Engineering Simulation

Nagoya Institute of Technology

Nagoya, Aichi, Japan

Email: umemayu.nitech@gmail.com

Abstract—In this paper, we propose a way to improve the compression based dissimilarity measure, CDM. We propose to use a modified value of the file size, where the original CDM uses an unmodified file size. Our application is a music score analysis. We have chosen piano pieces from five different composers. We have selected 75 famous pieces (15 pieces for each composer). We computed the distances among all pieces by using the modified CDM. We use the K-nearest neighbor method when we estimate the composer of each piece of music. The modified CDM shows improved accuracy. The difference is statistically significant.

Keywords—Music Analysis; Motif Discovery; Similarity Measure; Compression

I. INTRODUCTION

We have been interested in the task of classification of music scores based on the patterns in those scores [1], [2]. The compression based dissimilarity measure, CDM, is proposed for the analysis of time series of data [3]. The principle of CDM is as follows: the more patterns two strings share, the smaller is the compressed file size of their concatenated string. Normalized compression distance (NCD) [4], [5], which is uses same principle, is reported to be useful to measure the similarity between polyphonic music scores [4], [6]. Since one composer may have a favorite pattern within a score, classification according to the composer seems a more suitable problem for CDM or NCD rather than classifying music scores according to their genre. Actually, it is reported that NCD works for the estimation of the composer of music pieces [7]. Interestingly, NCD and CDM have been reported to work for estimating the composer of the music pieces [7], [8].

We are interested in finding a better way of using compression based similarity measure. CDM computes similarity based on the existence of a shared pattern in two strings. As one composer may have a favorite pattern within a score, classification according to the composer seems a more suitable problem for CDM or NCD instead of classification according to genre. Therefore, we have selected a composer estimation task for the testbed of CDM.

Usually existing compression programs such as BZIP2, ZIP or GZIP can be used in order to measure the quantity of information of strings [3], [4], [7]. Although the compressed file size should be a reasonable approximation of information quantity of the original string, we may obtain a better approximation with a more careful treatment of the file size.

In this paper, we verify that the accuracy of the result is highly dependent on the kind of compression program, and that determining a suitable compression algorithm is important for this task. Then, we investigate the relationship between the quantity of information and the compressed file size and we explain how to modify the file size in order to obtain better approximation of information quantity from the file size. Finally, we show a statistically significant difference by using the obtained approximation.

II. COMPRESSION BASED DISSIMILARITY MEASURE

In this section, we will describe the CDM and its principles. Let x, y be some strings that we are interested in. Let xy be the string which is the concatenation of string x and y . Let $C(x)$ be the size of the compressed file, where its original file consists of string x . CDM is defined as follows:

$$CDM(x, y) = \frac{C(xy)}{C(x) + C(y)}.$$

The value of $C(x)$ can be regarded as a practical approximation of the information quantity in string x . In an extreme case, if x is a repetitive series of an identical pattern, the information quantity of x and the value of $C(x)$ become much smaller than the length of string x . If two strings are similar, $C(xy)$ becomes smaller than $C(x) + C(y)$ because $C(x) + C(y)$ double counts the information that is shared by string x and string y , whereas $C(xy)$ does not. Therefore, the value of CDM reflects the amount of shared patterns of the two strings x and y .

The actual value of $C(x)$ depends on the kind of compression program. Although the value of $C(x)$ should be the information quantity of string x in an ideal case, it is known

that there is no compression program that can compress files into a file whose size is equal to the information quantity. There are two reasons for this. The first reason is every compression program may not be able to capture certain kinds of patterns. For example, the compression program named ZIP uses the dictionary of string. There is maximum length of string in the dictionary because of memory limitation. If the string contains very long patterns, ZIP may not capture the pattern. The second reason is that the compressed file may contain extra information that is not related to the information quantity of the input. The example of extra information is the first part of the compressed file. Usually the first part contains the information about the file format, which is independent from the original file. There may be different information in the first part if the compression program used is different. In an extreme case, the string whose length is zero contains no information, and its information quantity is also zero. Still, the size of the compressed file for this string may not be zero.

The proposed method is first to decide appropriate compression program for this task, and then to obtain more accurate information quantity from compressed file size.

III. STRING REPRESENTATION OF MUSIC SCORES

We need to prepare some string representation of music score before we use CDM. We have chosen a simple manner of representing music scores, which has been used in previous research [8]. First the music score is converted into a sequence of bit vectors. Each vector corresponds to the on/off of all the keys of a piano at a certain timing. A One-bit vector is obtained at every semiquaver (sixteenth note) interval. An example of a sequence of bit vector is illustrated in Fig. 1. Though the bit vector in Fig. 1 is 24-dimensional, the actual bit vector is 88-dimensional because there are 88 keys. Notes longer than semiquaver are expressed in a series of identical vectors. Fig. 2 illustrates the example of string representation from the bit vector in Fig. 1. In string representation, each bit vector is converted into a sequence of characters using corresponding characters '0' and '1'. Then, the sequences of the characters are concatenated without separators. The result is a very long sequence of '0' or '1'. By this concatenation, even if the music score changes key, almost all parts of the string are unchanged. When the music score changes key, the difference in the string representation is only in the first part and the last part as is illustrated in Fig. 3.

IV. ESTIMATING COMPOSER

We estimate the composer of a music score using the K-nearest neighbor method. The distance between two music scores is determined by CDM. Fig. 4 illustrates the estimation procedure. Intuitively speaking, this procedure is a majority vote. We assume that the majority of pieces in the neighbors are by the same composer. It is known that the number of neighbors may affect the accuracy of estimation. We intuitively set this number to 5 and the estimation works well, using this number. We gathered 75 different piano scores. Their composers are Bach (Table I), Mozart (Table II), Chopin

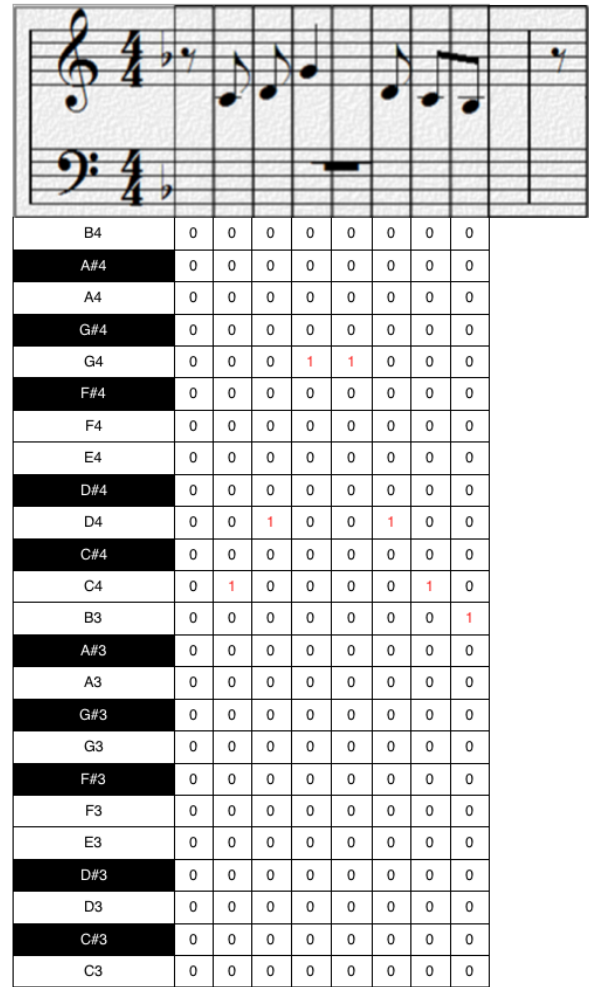


Fig. 1. Music score and sequence of bit vectors. Each pitch corresponds to one dimension of bit vectors. Since a piano has 88 keys, every bit vector actually used is an 88-dimensional vector. A one-bit vector is obtained at every semiquaver (sixteenth note) interval.

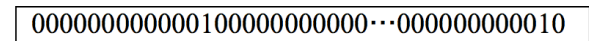


Fig. 2. A string representation of score in Fig. 1. Though it consists of 96 bytes, only the 2 vectors in beginning and the last vector are shown.

(Table III), Debussy (Table IV) and Satie (Table V). We selected 15 pieces from each composer. Then, we estimated the composer of each piece assuming the composer of the piece is unknown, and we tested whether the result of the K-nearest neighbor estimation is the same as the actual composer. The result of each experiment is a set of 75 binary results of correct or incorrect.

V. STATISTICAL TEST

We apply the McNemar's test when we compare the results of experiments undertaken with different conditions. McNemar's test is a standard non-parametric test when we need



Fig. 3. Difference in string representation when the score is transposed The underlined part of string representation is unchanged by a change of key.

TABLE I
MUSIC TITLES OF BACH

Bach	
01	Chaconne -6 Solo a violino senza basso accompagnato, BWV1004
02	French Suite No.5 in G major, BWV816
03	Air on G String
04	Invention No.1 in C major, BWV772
05	Invention No.8 in F major, BWV779
06	Cantata BWV140, "Wachet auf, ruft uns die Stimme"
07	The Well-Tempered Clavier Book1 Prelude and Fugue No. 2 in C minor, BWV 847
08	The Well-Tempered Clavier Book1 No.3 in C# major, BWV 848
09	The Well-Tempered Clavier Book1 No.6 in D minor, BWV 851
10	The Well-Tempered Clavier Book1 Prelude and Fugue No.1 in C major, BWV 846
11	Invention No.2 in C minor, BWV773
12	Invention No.3 in D major, BWV774
13	Invention No.4 in D minor, BWV775
14	Invention No.5 in E minor, BWV776
15	Invention No.6 in E major, BWV777

to compare binary results. Suppose we have a binary result x_i from the original method (method1) and another result y_i from the improved method (method 2). We can form the confusion matrix shown in Table VI. Let b be the number of results where x_i is correct and y_i is incorrect. Let c be the number of results where x_i is incorrect and y_i is correct. If we assume that there is no improvement, in other words, that the accuracies of two methods are equal, then the values of b and c behave like the result of a fair coin toss. We can reject this hypothesis if b is much smaller than c . The p-value of this test is as follows:

$$p = \left(\frac{1}{2^{b+c}} \right) \sum_{k=0}^b C_k.$$

VI. CHOICE OF COMPRESSION PROGRAM

First, we need to decide which the compression program to use. We conducted experiments using three compression

TABLE II
MUSIC TITLES OF MOZART

Mozart	
01	Ave verum corpus
02	Agnus Dei
03	Sehnsucht nach dem Fröhlinge K.596
04	Piano Sonata No.11 K.331, 3rd Movement
05	Wiener Sonatinen No.1, 4th Movement
06	Piano Sonata No.8 K.310, 1st Movement
07	OperaDon Giovanni Aria di Zerlina
08	Fugue for piano in G K.375g (fragment)
09	Piano Sonata No.15 K.545, 3st Movement
10	Minuet in F major, K.2
11	Piano Sonata No.11 K.331, 2nd Movement
12	March K.544 (fragment)
13	Piano Sonata No.15 K.545, 2nd Movement
14	Piano Sonata No.3 K.281, 1st Movement
15	The Marriage of Figaro

TABLE III
MUSIC TITLES OF CHOPIN

Chopin	
01	Etude Op.10, No.3, in E major
02	Etude Op.10, No.4, in C# minor
03	Etude Op.10, No.5, in Gb major
04	Etude Op.10, No.12, in C minor Revolutionary'
05	Etude Op.25, No.9, in Gb major
06	Etude Op.25, No.12, in C minor
07	Grande valse brillante, Op.18
08	Polonaise NO.6 Op.53 (Heroic Polonaise)
09	Muzurka Op.7, No.1, Vivace in Bb major
10	Waltz Op.64, No.1 in Dbmajor(Minute Waltz)
11	Prelude Op.28 No.15 in Db major 'Raindrop'
12	Waltz Op.69, No.1 in Ab major
13	Muzurka Op.33, No.2, in D major
14	Nocturne Op.9 No.1 in Bb minor
15	Nocturne Op.9 No.2 in Eb major

programs. They are BZIP2, ZIP, and GZIP. We are particularly interested in using BZIP2 [9] because it uses a block-sort algorithm.

Since the string representation of a music score is a sequence of 88 byte units, the length of the pattern in the string may be longer than 100 characters. It is known that the block-sort algorithm can compress the file of very long sequence of patterns.

Table VII shows the number of correct results for the methods using different kinds of compression programs. Table VIII shows the value of the confusion matrix for the statistical test, and its p-value, comparing BZIP2 with another program. The test suggests that BZIP2 is a suitable choice, as we predicted, and α level of the result is 5% at least.

VII. OFFSETTING THE COMPRESSED FILE SIZE

There is a straightforward way to check whether the compressed file contains the information that is independent from the input file. First, we prepare the files whose length is from 0 to 100, and whose content is a random sequence of characters. We cannot compress a random sequence, and the length of the input file reflects the information quantity of the input. Then, we compressed each file and obtained the result. The

TABLE IV
MUSIC TITLES OF DEBUSSY

Debussy	
01	Preludes Book1, La fille aux cheveux de lin(The Girl with the Flaxen Hair)
02	Arabesque No.1 Andantino con moto, Deux arabesques
03	Arabesque No. 2. Allegretto scherzando, Deux arabesques
04	Beau Soir
05	Preludes Book1, La cathédrale engloutie(The Submerged Cathedral)
06	Children's Corner "Golliwogg's Cakewalk"
07	Le petit nègre
08	Suite bergamasque "Passepied"
09	Suite bergamasque "Prélude"
10	Rêverie
11	Suite bergamasque "Menuet"
12	Suite bergamasque "Clair de lune"
13	Children's Corner "Doctor Gradus ad Parnassum"
14	Children's Corner "Serenade of the Doll"(Serenade for the Doll)
15	Chileden's Corner "The Snow is Dancing"

TABLE V
MUSIC TITLES OF SATIE

Satie	
01	6 Pieces de la periode 1906 13 "Désespoire agréable"
02	Fantaisie - Valse
03	Gnossienne No.1
04	Gnossienne No.2
05	Gnossienne No.3
06	Je te veux
07	Poudre d'or - valse
08	Reverie du pauvre
09	6 Pieces de la periode 1906 13 "Songe creux"
10	Tendrement
11	Vexations
12	Gymnopédie No.1
13	Gymnopédie No.2
14	Gymnopédie No.3
15	Ogive No.1

result is shown in Fig. 5, and we draw a line from the points by regression. From this line, we may say that there are an additional 45 bytes for each compressed file. Therefore, we may estimate the information quantity of input as $(C(x) - 45) / \beta$ where β is some positive constant, when we use BZIP2. We use $(C(x) - 45) / \beta$ instead of $C(x)$. Please note that the constant β does not affect the value of CDM, and therefore we need not to obtain the value of β from the line. We call the method using this estimated value as CDM with offset.

VIII. EFFECT OF OFFSET

The confusion matrix CDM without offset and CDM with offset is shown in Table IX The precision of CDM with offset is 48/75, whereas the precision of CDM without offset is 41/75. It shows some improvements. The p-value of McNemar's test becomes 0.02 as shown in equation 1. The difference is statistically significant with $\alpha = 0.05$.

$$\begin{aligned} p &= {}_9C_1(0.5)^8(0.5)^1 + {}_9C_0(0.5)^9(0.5)^0 \\ &= 0.01953\dots = 0.02. \end{aligned} \quad (1)$$




Fig. 4. Estimating composer, each portrait represents the music score of that composer. In this figure, the unknown composer in the middle is estimated as Mozart, since Mozart is a majority within the colored circle.

TABLE VI
THE CONFUSION MATRIX OF MCNEMARS TEST

		Method2		Total
		Correct result	Incorrect result	
Method 1	Correct result	a	b	a+b
	Incorrect result	c	d	c+d
Total		a+c	b+d	N

It should be noted that b is only 1. This means that CDM with offset shows a consistent improvement.

IX. VERIFICATION OF OFFSET VALUE

It is an interesting question as to whether the offset value obtained from compressing random sequences, is actually the best value for CDM. To answer this question, we conducted experiments changing the offset value from 0 to 100. The result is shown in Table X. The result shows that we can get the highest level of precision when the offset is 45. This suggests that the improvement in precision is the result of the offset from file size to information quantity.

X. DISCUSSION

The experiment of the musical analysis shows that BZIP2 is suitable for CDM. When we do not have knowledge about the length of the pattern to capture, it may be the same situation with musical analysis. Therefore, BZIP2 is recommended in this case.

The offset values of compression programs will be different among the compression programs. The values may be different even among different versions of the compression program. Therefore, the value of offset may not always be 45.

There may be some reason why the proposed offset has not been attracting our attention. If the string is long, it becomes difficult to detect the improvement by the offset because the difference in CDM is small. Nevertheless, even for a long string, there is no reason to not use the offset of compression file size when we use CDM.

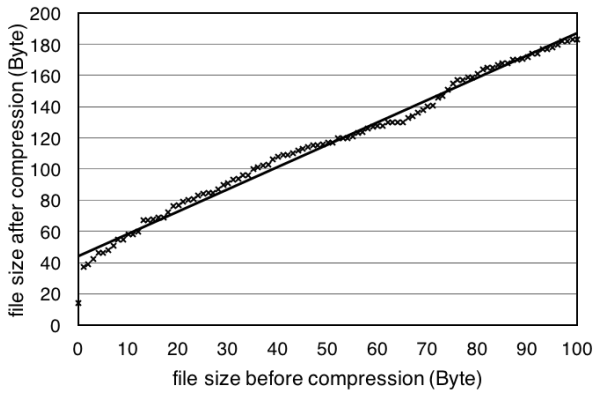


Fig. 5. The compressed file size vs. information quantity of input. This plot suggests that bzip2 has additional 45 bytes, which is independent from the information quantity of input.

TABLE VII
THE NUMBER OF CORRECT RESULTS FOR EACH COMPRESSION PROGRAM

Method	The number of correct results out of whole result
by bzip2	41/75
by gzip	30/75
by zip	17/75

TABLE VIII
COMPARISON OF COMPRESSION PROGRAM

Method 1 - Method 2	a	b	c	d	N	p
gzip - bzip2	20	10	21	24	75	0.03
zip - bzip2	11	6	30	28	75	0.0003

Our experiment uses music scores instead of sounds. Since humans can usually estimate the name of a composer on listening to the sound of music, sounds” becomes the natural target for the next step in research. Style classification can be regarded as a subtask of composer estimation. Although style classification based on sound is successful [10], we are estimating that handling sounds is more difficult than handling scores because the former requires signal-processing techniques.

We do admit that it is hard for us to form theories from the results of our experiment. There are, however, some works to form the theories of the composer classification task [11], [12]. We are interested in interpreting the results of our experiment from these theories, since compression algorithms are currently attracting the attention of the computer music researchers [13].

XI. CONCLUSION

In this paper, we conducted the composer estimation using CDM. Firstly, we have shown that BZIP2 is a suitable compression program and explained the reason in terms of the length of pattern. Then, we have shown one practical method to obtain the offset of the compressed file size. Finally, we have

shown that the obtained offset actually improves the accuracy of estimation.

TABLE IX
THE NUMBER OF CORRECT ESTIMATION BY THE PRESENCE OR ABSENCE OF THE OFFSET

		With offset		Total
		Correct result	Incorrect result	
Without offset	Correct result	40	1	41
	Incorrect result	8	26	34
Total		48	27	75

TABLE X
EFFECT OF CHANGING THE VALUE OF OFFSET

Value of offset	The number of correct results/number of all results
0	41/75
20	45/75
40	47/75
60	42/75
80	46/75
100	25/75
45	48/75

REFERENCES

- [1] R. B. Dannenberg, B. Thom, and D. Watson, “A machine learning approach to musical style recognition,” in *Proceedings of International Computer Music Conference*. University of Michigan, 1997, pp. 344–347.
- [2] T. Sawada and K. Satoh, “Composer classification based on patterns of short note sequences,” in *Proceedings of the AAAI-2000 Workshop on AI and Music*, 2000, pp. 24–27.
- [3] E. Keogh, S. Lonardi, and C. A. Ratanamahatana, “Towards parameter-free data mining,” in *Proceedings of the tenth ACM SIGKDD international conference on Knowledge discovery and data mining*. ACM, 2004, pp. 206–215.
- [4] R. Cilibrasi, P. Vitányi, and R. De Wolf, “Algorithmic clustering of music based on string compression,” *Computer Music Journal*, vol. 28, no. 4, pp. 49–67, 2004.
- [5] R. Cilibrasi and P. Vitányi, “Clustering by compression,” *Information Theory, IEEE Transactions on*, vol. 51, no. 4, pp. 1523–1545, 2005.
- [6] T. E. Ahonen, K. Lemström, and S. Linkola, “Compression-based similarity measures in symbolic, polyphonic music,” in *ISMIR*. Citeseer, 2011, pp. 91–96.
- [7] Y. Anan, K. Hatano, H. Bannai, M. Takeda, and K. Satoh, “Polyphonic music classification on symbolic data using dissimilarity functions,” in *ISMIR*, 2012, pp. 229–234.
- [8] K. Adachi, M. Okabe, and K. Umemura, “Considering chord inversion on estimating the composers of scores,” Information Processing Society of Japan SIG Technical Report, Tech. Rep. 2013–MUS–101, no. 5, 2013.
- [9] The bzip2 and libzip2 official home page. [Online]. Available: <http://www.bzip.org/>
- [10] C. Weiss and M. Muller, “Tonal complexity features for style classification of classical music,” in *Acoustics, Speech and Signal Processing (ICASSP), 2015 IEEE International Conference on*. IEEE, 2015, pp. 688–692.
- [11] D. Herremans, K. Sørensen, and D. Martens, “Classification and generation of composer-specific music using global feature models and variable neighborhood search,” *Computer Music Journal*, vol. 39, no. 3, pp. 71–91, 2015.
- [12] D. Herremans, D. Martens, and K. Sørensen, “Composer classification models for music-theory building,” in *Computational Music Analysis*. Springer, 2016, pp. 369–392.
- [13] C. Louboutin and D. Meredith, “Using general-purpose compression algorithms for music analysis,” *Journal of New Music Research*, 2016.