

C₅H₉N Isomers: Pointers to Possible Branched Chain Interstellar Molecules

Emmanuel E. Etim^{1,3*}, Prasanta Gorai², Ankan Das², Elangannan Arunan¹

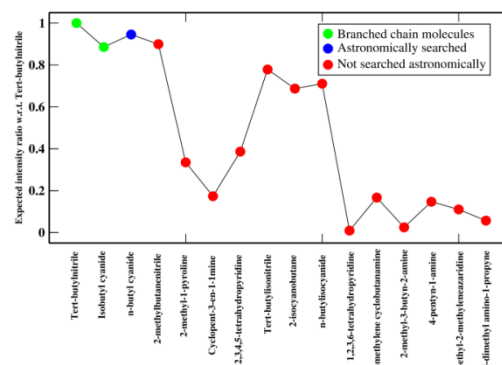
¹Inorganic and Physical Chemistry Department, Indian Institute of Science Bangalore, India-560012

²Indian Centre for Space Physics, 43 Chalanika, Garia Station Road, Kolkata 700 084, India

³Department of Chemical Sciences, Federal University Wukari, Nigeria

*email: emmaetim@gmail.com

Abstract: The astronomical observation of isopropyl cyanide further stresses the link between the chemical composition of the ISM and molecular composition of the meteorites in which there is a dominance of branched chain amino acids as compared to the straight. However, observations of more branched chain molecules in ISM will firmly establish this link. In the light of this, we have considered C₅H₉N isomeric group in which the next higher member of the alkyl cyanide and other branched chain isomers belong. High-level quantum chemical calculations have been employed in estimating accurate energies of these isomers. From the results, the only isomer of the group that has been astronomically searched, n-butyl cyanide is not the most stable isomer and therefore, which might explain why its search could only yield upper limits of its column density without a successful detection. Rather, the two most stable isomers of the group are the branched chain isomers; tert-butyl nitrile and isobutyl cyanide. Based on the rotational constants of these isomers, it is found that the expected intensity of tert-butyl nitrile is the maximum among this isomeric group. Thus, this is proposed as the most probable candidate for astronomical observation. A simple LTE (Local thermodynamic equilibrium) modelling has also been carried out to check the possibility of detecting tert-butyl cyanide in the millimetre-wave region.



Key words: ISM: atoms- ISM: molecules: physical data and processes: astrochemistry


1. Introduction

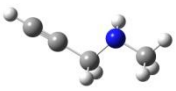


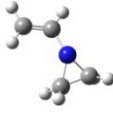
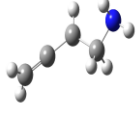

Each unique astronomical observation of a molecule does more than just informing us about its presence, the physics and chemistry from where it was observed rather it also serves as a pointer to other possible molecules in ISM. For example the observations of the O-containing molecules and their corresponding S-analogues do not only re-emphasize the relationship between O and S as elements in the same group rather it can easily be seen that for every known O-containing molecule in ISM, the S-analogue is also likely to be present even when it is yet to be astronomically observed. The positive impact of the recent development and advances in astronomical and spectroscopic techniques is setting the pace for a better understanding of the science (physics and chemistry) of the interstellar space and in probing deep into the interior of the molecular clouds. That about 200 different molecular species

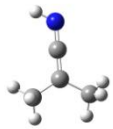
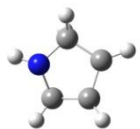
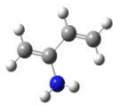
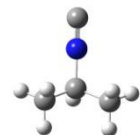
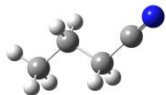
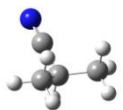
have been detected largely via their rotational transitions in the microwave, millimeter-wave, and terahertz region evidently proves a good examination of the interstellar and circumstellar media [1-2]. Explanation of the existence of the observed complex molecules could not be explained without a proper consideration of interstellar dusts [3-8]. These studies proposed that dust grains are actually behaving like catalyst for the formation of complex molecules in space. Various experimental studies also aided this hypothesis [9-10]. The difficulty in detecting molecules in space increases with the complexity of the molecule. From the list of known interstellar and circumstellar molecules, there is a steady decrease in the number of these molecules as the number of atoms increase.

Though different classes and types of molecules have been observed in space, there was no astronomical observation of a branched chain molecule until recently. Isopropyl cyanide was observed in the Sagittarius B2 complex molecular via its rotational transitions [11]. Relative stability of CN containing molecules in astrochemical environments were already been discussed in literatures [12-15]. The astronomical detection of isopropyl cyanide, the first branched molecule in interstellar medium (ISM) came longer than expected being the most stable isomer of the C₄H₇N isomeric group as shown in Table 1 Propyl cyanide; the second most stable isomer of the C₄H₇N isomeric group was observed few years [16] before the branched chain. The delayed observation of isopropyl cyanide could be traced to the fact that its rotational spectrum was only studied to a limited extent in the microwave region before now [11,17]. Table 1 shows the enthalpies of formation for these isomers obtained with the Gaussian 4 (G4) composite method (more information under computational details), the experimental value of this parameter for isopropyl cyanide is indicated with the square bracket in the table. The experimental value [18,19] is in excellent agreement with the calculated value.

Table 1: $\Delta_f H^\circ$ for C₄H₇N isomers and current astronomical status

Molecule Structure	Molecule	$\Delta_f H^\circ$ (kcal/mol)	Astronomical status
	2- azabicyclo(2.1.0)pentane	57.1	Not observed

	N-methyl propargylamine	54.5	Not observed
	3-butyn-1-amine	48.4	Not observed
	N-methyl-1-propyn-1-amine	46.6	Not observed
	N-vinylaziridine	45.9	Not observed
	2,3-butadiene-1-amine	43.3	Not observed
	But-1-en-1-imine	27.8	Not observed

	2,2-dimethylethylenimine	25.7	Not observed
	3-pyrroline	25.4	Not observed
	2-aminobutadiene	24.4	Not observed
	2-isocyanopropane	24.4	Not observed
	Propyl cyanide	5.6 [7.4]	Observed
	Isopropyl cyanide	5.2[5.4]	Observed

With no amino acid yet to be successfully detected in interstellar or circumstellar medium, about 80 of them have already been identified in meteorites found on earth [20]. The origin of these chemical compounds or their precursors found in meteorites has been traced to the interstellar or circumstellar medium [21], thus suggesting the detection of more complex molecules in the interstellar and circumstellar media than what have been detected so far. This paints a picture of a link between the interstellar medium and the molecular composition of meteorites. Most of the amino acids identified in meteorites are branched amino acids [21-22]. The observation of a branched chain molecule, isopropyl cyanide in the interstellar medium further stresses the possibility of this link between the interstellar medium and the molecular composition of meteorites. However, in order to firmly establish this link, the observation of more branched chain molecules in the interstellar and circumstellar media is required. In the light of this, the C_5H_9N isomeric group, where the next higher member of the alkyl cyanide series belong is examined to see if the branched chain molecules in group could be the possible candidates for astronomical observation as in the case of the C_4H_7N isomeric group.

2. Computational Details

All the quantum chemical calculations in this paper were performed with the Gaussian 09 suite of programs [23]. In order to estimate accurate enthalpies of formation for all the molecules in the C_4H_7N (shown in Table 1) and C_5H_9N isomeric groups that are in good agreement with experimental values (where available), the Gaussian 4 (G4) composite method was employed[24-26]. In arriving at an accurate total energy and zero point energy (ZPE) for a given molecule, the G4 composite method performs a sequence of well-defined ab initio molecular calculations [27]. Harmonic frequency calculations revealed all real frequencies confirming that the optimized structures are all minima in the potential energy hypersurface. Rotational and quartic centrifugal-distortional constants values are calculated using B3LYP/ 6-311++G(d,p) method.








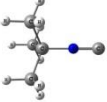
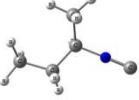
3. Results and Discussion



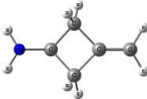
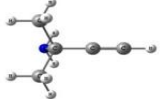
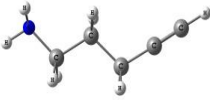
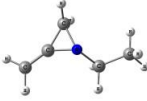
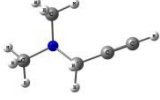
In this section, the results of the high-level quantum chemical calculations are presented and discussed. For the four most stable isomers which are good candidates for astronomical searches, information on the available spectroscopic data (from literature) necessary for astronomical observation is given. In Table 2, 16 possible isomers of the C_5H_9N isomeric group with their corresponding enthalpy of formation value ($\Delta_f H^0$), dipole moment and optimized geometry are presented in ascending order of $\Delta_f H^0$. Electronic and zero point energy (E_0+ZPE) and relative energy of all isomers are presented in Table 3. The enthalpies of formation of these molecules range from -0.8 (the most stable isomer, tert-butyl nitrile) to 52.1 (the least stable isomer; 3-dimethyl amino-1-propyne). All values are reported in kcal/mol except electronic and ZPE which are in atomic unit (Hartree/Particle, H/P). Available experimental enthalpies of formation for these isomers are indicated in square brackets in Table 1 and are obtained from the NIST website [18-19].

In column 7 of Table 2, the dipole moments obtained with the G4 composite method for the molecules under consideration are presented. This is necessary because of the large

dependence of radio-astronomical observation on the dipole moment of the molecule. The rotational transitions which have been used to detect about 80% of all the known interstellar and circumstellar molecules can only be measured for molecules with permanent dipole moments. The dipole moment also contributes to the intensities of rotational transitions. These intensities scale with the square of the dipole moment, hence, the higher the dipole moment, the higher the intensity of the lines .

Table 2: $\Delta_f H^0$, structures and dipole moments for C_5H_9N isomers

Molecule	Structure	Enthalpy of formation (kcal/mol)	Dipole moment (Debye)			
			μ_A	μ_B	μ_C	μ_{total}
Tert-butyl nitrile		-0.8[0.8] ^{a,b}	4.425	-0.0003	0.0003	4.425
Isobutyl cyanide		-0.5	4.2128	-1.2016	0.6351	4.4266
n-butyl cyanide		0.5	4.2309	1.8671	-0.0001	4.6245
2-methylbutanenitrile		0.6[0.6±0.3] ^{a,b}	4.256	1.466	0.545	4.534
2-methyl-1-pyrroline		1.9	-0.109	2.290	0.0001	2.292
Cyclopent-3-en-1-amine		7.3	1.436	-0.759	0.0001	1.625
2,3,4,5-tetrahydropyridine		15.0	1.415	-1.918	0.0001	2.384
Tert-butyl isonitrile		17.3	3.786	0.0001	0.0009	3.786
2-isocyanobutane		19.9	3.581	1.334	0.492	3.853

n-butylisocyanide		21.5	3.570	1.621	-0.0001	3.921
1,2,3,6-tetrahydropyridine		24.7	0.120	-0.345	0.000	0.366
3-methylene cyclobutanamine		32.6	1.019	-0.0002	1.312	1.661
2-methyl-3-butyn-2-amine		39.7	0.694	0.001	-0.016	0.695
4-pentyn-1-amine		43.7	1.065	0.950	1.116	1.811
1-ethyl-2-methyleneaziridine		44.6	-0.750	0.272	1.191	1.434
3-dimethyl amino-1-propyne		52.1	-0.759	-0.075	0.759	1.077

^aHall and Baldt⁶, ^bNIST⁷

Table 3: Electronic + zero point energy (E0+ZPE) and relative energy for C₅H₉N isomers by using G4 method

Molecule	Electronic (E0) + zero point energy (ZPE) (H/P)	Relative energy (kcal/mol)
Tert-butyl nitrile	-250.585838	0
Isobutyl cyanide	-250.585182	0.411646
n-butyl cyanide	-250.583645	1.376128
2-methylbutanenitrile	-250.583258	1.618974
2-methyl-1-pyrroline	-250.581338	2.823793
Cyclopent-3-en-1-amine	-250.558466	17.17619
2,3,4,5-tetrahydropyridine	-250.571024	9.295925

Tert-butylnitrile	-250.557080	18.04592
2-isocyanobutane	-250.552865	20.69087
n-butylnocyanide	-250.550339	22.27596
1,2,3,6-tetrahydropyridine	-250.556476	18.42493
3-methylene cyclobutanamine	-250.531658	33.58682
2-methyl-3-butyn-2-amine	-250.518612	42.18495
4-pentyn-1-amine	-250.515075	44.40445
1-ethyl-2- methylenearidine	-250.512984	45.71657
3-dimethyl amino-1- propyne	-250.501462	52.94674

Rotational excited states can be populated at 10-100 K and decay by spontaneous emission, infrared emission can be observed if molecules are occasionally excited by high energy photons emitted by hot stars in the vicinity of the cloud which is a rare event. Interestingly, all the molecules considered here have non-zero permanent electric dipole moment ranging from 0.366 (for 1,2,3,6-tetrahydropyridine) to 4.628 Debye (for n-butyl cyanide) which implies that their rotational spectra can be measured, thus providing the necessary tool for their astronomical searches.

The enthalpies of formation, structure and the current astronomical status for the C₄H₇N isomers are presented in Table 1. The two astronomically observed isomers of this group are the most stable isomers (with the least E₀+ZPE and enthalpies of formation) as compared to other isomers of the group. From the results of the high-level quantum chemical calculations performed on the C₅H₉N isomers presented in Table 2, it is crystal clear that the most stable isomer of the group is tert-butylnitrile, a branched chain molecule with a dipole moment of 4.425 Debye and a negative enthalpy of formation (-0.8 kcal/mol). The enthalpies of formation estimated with the G4 composite method are in good agreement with the experimentally measured values as shown in both tables [18]. The microwave spectrum of this molecule was measured **in 1962** [28]. From the measured rotational constants, more rest frequencies in the range of interest for astronomical search can be predicted. The astronomical searches of this isomer is yet to be reported anywhere in literature to the best of our knowledge. However, it remains the best candidate for astronomical observation among

all the isomers of the C_5H_9N isomeric group being the most stable isomer of the group thus it could be detected in the interstellar or circumstellar medium. The second most stable isomer of the C_5H_9N isomeric group is isobutyl cyanide, an important intermediate in the pharmaceutical industry and a key starting material in the production of diazinon, an organophosphorus pesticide [29]. It has a dipole moment of 4.427 Debye similar to that of tert-butyl nitrile. The rotational frequencies of this molecule are not known and as such there has not been any report of its astronomical search. With its stability and high dipole moment, it remains a potential candidate for astronomical observation pending the availability of accurate rotational frequencies.

The third most stable isomer of the C_5H_9N isomeric group is n-butyl cyanide, the next largest unbranched alkyl cyanide after n-propyl cyanide that was detected in the interstellar medium **in 2009** [16]. The rotational spectrum of this molecule in the range of 5 to 22 GHz has been measured [30]. This measurement has been extended to the shorter millimeter wavelengths to aid its astronomical searches. The radio-astronomical searches for n-butyl cyanide in the Sagittarius B2(N) molecular cloud yielded only upper limits of its column density without any successful detection [31]. This is the only isomer of the C_5H_9N isomeric group that has been astronomically searched for though it is not the most stable molecule of the group. The upper limit obtained for n-butyl cyanide points to the possibility of a successful detection for the most stable isomer, tert-butyl nitrile (branched chain molecule) which is more stable than n-butyl cyanide.

The next most stable isomer after the linear isomer, n-butyl cyanide is 2-methylbutanenitrile which is very similar to the linear isomer in terms of energy and dipole moment. However, the rotational transitions of this molecule which could warrant its astronomical searches are not known. There is a drastic decrease in stability and dipole moment of the other isomers after 2-methylbutanenitrile thus making their observations less feasible. The high stability of the cyanides than their corresponding isocyanides could be seen here. For example, tert-butyl nitrile (-0.8 kcal/mol) being more stable than tert-butyl isocyanide (17.3 kcal/mol); n-butyronitrile (0.5 kcal/mol) being more stable than n-butyl isocyanide (19.9 kcal/mol), etc. The cyclic isomers are in most cases found to be less stable than their corresponding straight or branched chain counterparts in majority of the groups, resulting in few numbers of known cyclic molecules in space. This is also observed here.

3.1 Conformers

Spectral intensity dilution may happen due to the populations of conformers. Thus, before proposing to observe any particular species in the interstellar region, it is essential to know the relative energies between all its and their conformers and also to point out the lowest energy conformer of the species of interest [32-33]. Based on our calculations (enthalpy of formation) it is evident that Tert-butyl nitrile, Isobutyl cyanide and n-butyl cyanide are the

three most stable isomers of the C₅H₉N isomeric group. Thus, in the following, we have discussed about the conformers of these three candidates.

Tert-butyl nitrile:

We found that Tert-butyl nitrile does not have any conformers.

n-butyl cyanide:

[34] Crowder et al. (1989) stated that n-butyl cyanide could have four conformers. Their gas phase infrared spectrum showed that GA conformer is the most abundant (having 46%). According to their experiment, the next three conformers are AA (30%), AG (13%) and GG' (11%). According [31], n-butyl cyanide could exist into five conformers. Ordu et al. (2012) and references therein showed that AA is the most stable conformer and GG being the highest energy conformer. Our computations with the G4 composite method also found that AA is the most stable conformer and GG is the highest energy conformer. Our calculated values follow the same trend as mentioned in [31] except AG and GA. We found that AG has slightly lower energy in comparison to GA whereas [31] pointed the slightly opposite trend between these two conformers. Details of this conformer analysis are presented in Table 4.

Table 4: Relative energies and dipole moment components of various conformers of n-butyl cyanide

Conformers	E0+ZPE (Hartree/p)	ZPE (Hartree/p)	Relative energy (kcal/mol)	Dipole moments			
				μ_a	μ_b	μ_c	μ_{Total}
AA (Anti-Anti)	-250.583645	0.131108	0	4.2309	1.8671	-0.0001	4.6245
AG (Anti-Gauche)	-250.583642	0.131111	0.001883	4.5519	-0.2170	0.9892	4.6632
GA (Gauche-Anti)	-250.583516	0.131173	0.080949	-2.8906	3.1885	-0.5005	4.3328
GG' (Gauche-Gauche')	-250.582253	0.131286	0.873493	3.1873	2.7352	-1.0501	4.3293
GG (Gauche-Gauche)	-250.580681	0.131239	1.859938	2.8191	-3.2394	-0.5640	4.3312

Isobutyl cyanide:

[29] discussed various conformers of Isobutyl cyanide. According to their study, TG conformer is found to be the lowest energy conformer whereas GG conformer is found to be the highest energy conformer. From our calculations with the G4 composite method, we found the similar trend. However, we have noticed that TG and GT conformers are iso-energetic. Relative energy values including zero point corrections and dipole moment components of the various conformers of Isobutyl cyanide are presented in Table 5.

Table 5: Relative energies and dipole moment components of various conformers of isobutyl cyanide

Conformers	E0+ZPE (Hartree/p)	ZPE (Hartree/p)	Relative energy (kcal/mol)	Dipole moments			
				μ_a	μ_b	μ_c	μ_{Total}
TG (Trans-Gauche)	-250.585182	0.130633	0.00	4.2108	-1.2011	0.6341	4.4244
GT (Gauche-Trans)	-250.585182	0.130634	0.00	-4.2108	-1.2005	0.6357	4.4245
GG (Gauche-Gauche)	-250.584845	0.130708	0.211471	-3.5459	0.0000	2.5386	4.3609

3.2 Rotational Intensity:

Charnley et al., [35] pointed out that for an optically thin emission, an idea about the antenna temperature could be made by calculating the intensity of a given rotational transition. This intensity is proportional to $\mu^2/Q(T_{rot})$, where μ is the electric dipole moment and $Q(T_{rot})$ is the partition function at rotational temperature (T_{rot}) and calculated by using the following relation

$$Q(T_{rot}) = 5.3311 \times 10^6 \sqrt{(T^3/ABC)} \quad \text{equ. 1}$$

where, A, B and C are the rotational constants shown in Table 6. Our calculated constants are in good agreement with the existing values. For example, in case of n-butyl cyanide, our calculated values of A, B and C are 15300.020, 1319.670 and 1252.401 MHz respectively whereas [31] found 15028.687, 1334.106 and 1263.857 MHz respectively for A, B and C. These imply the percentage deviations of 1.8, 1.1 and 0.9% respectively for the A, B and C rotational constants. In Fig. 1, we compare the expected intensities for all the species with respect to tert-butyl nitrile (the most stable isomer of this group). For simplicity, here we assume that all these isomers are having same abundances. Here for the calculation, we use the best fit LTE parameters obtained by [11] for the observation of n-butyl cyanide. Thus, we adopted a rotational temperature of 150K for our calculation. From Fig. 1, it is clear that tert-butyl nitrile would have the strongest transition in between the isomers of this isomeric group. This is in agreement with the ground state energy and enthalpies of formation as discussed earlier.

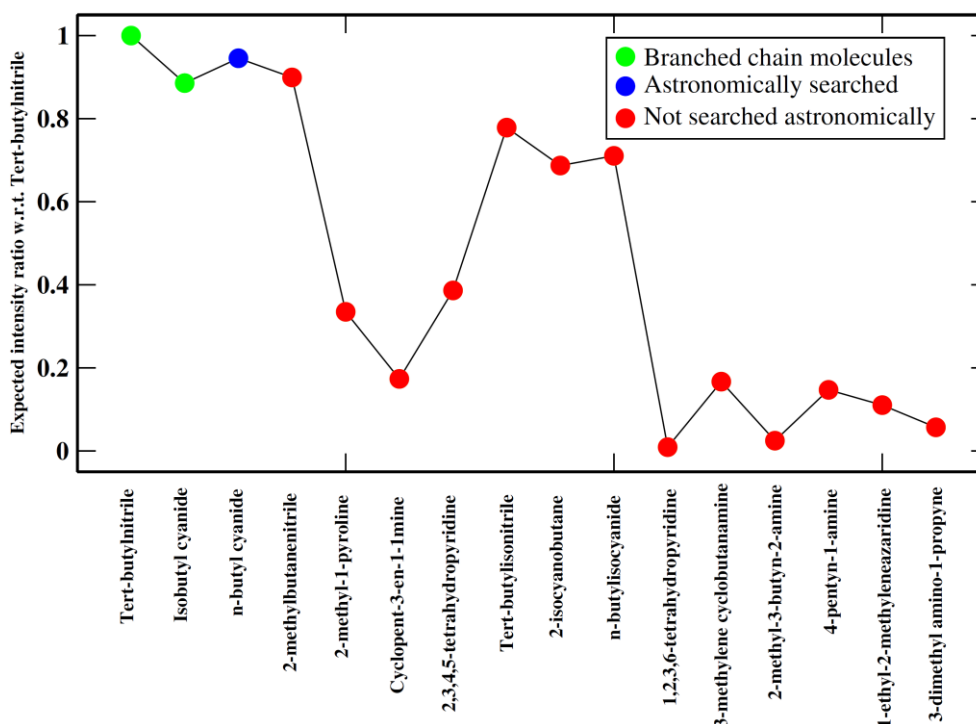


Fig.1: Expected intensity ratio by assuming the same column density and rotational temperature

According to this expected intensity ratio, the second most probable candidate for astronomical detection appears to be n-butyl cyanide which is in contradiction to the ground state energy and enthalpy of formation sequence. Isobutyl cyanide which stood second in the sequence of ground state energy and enthalpy of formation appears to be third as per the expected intensity ratio. Thus, based on our ground state energy and enthalpy of formation sequence and expected intensity ratio, tert-butyl nitrile is found to be the most probable candidate for astronomical detection in the C₅H₉N isomeric group. In order to firmly detect this molecule in the ISM, spectral intensities, along with the frequencies for rotational transitions of tert-butyl cyanide is predicted by using experimentally calculated rotational constants [36] and experimentally obtained dipole moment [37] followed by the SPCAT program [38]. This catalog file is prepared in JPL format and is given as supplementary material with this article.

Table 6: Rotational and quartic centrifugal -distortion constants values of C₅H₉N isomers calculated by using B3LYP/ 6-311G++(d,p) method.

Species	Rotational constants	Values in MHz	Quartic centrifugal-distortion constants	Values in KHz
Tert-butyl nitrile	A	4485.109	Δ_J	0.4507
	B	2747.149	Δ_K	3.289
	C	2747.077	Δ_{JK}	0.1368
	A	---	δ_J	0.0258
	B	(4600.00) ^a	δ_K	-647.44
	C	(2749.909) ^a	---	
Isobutyl cyanide	A	7319.902	Δ_J	0.3233
	B	2079.579	Δ_K	8.037
	C	1740.880	Δ_{JK}	3.442
			δ_J	0.0649
			δ_K	-1.791
n-butyl cyanide	A	15300.020	Δ_J	0.0797
	B	1319.670	Δ_K	152.82
	C	1252.401	Δ_{JK}	21.11
	A	(15028.687) ^b	δ_J	-0.0059
	B	(1334.106) ^b	δ_K	0.0583
	C	(1263.857) ^b		

2-methylbutanenitrile	A	6424.296	Δ_J	0.1475
	B	2201.255	Δ_K	14.34
	C	1756.028	Δ_{JK}	4.262
			δ_J	0.0138
			δ_K	1.344
2-methyl-1-pyrroline	A	7133.547	Δ_J	0.2353
	B	3168.904	Δ_K	0.7124
	C	2334.006	Δ_{JK}	1.298
			δ_J	0.0401
			δ_K	0.5307
Cyclopent-3-en-1-amine	A	5955.298	Δ_J	1.540
	B	3532.729	Δ_K	1.537
	C	2660.970	Δ_{JK}	0.4308
			δ_J	0.1740
			δ_K	2.386
2,3,4,5-tetrahydropyridine	A	4870.596	Δ_J	1.142
	B	4682.369	Δ_K	0.9346
	C	26322.255	Δ_{JK}	-1.876
			δ_J	-0.0070
			δ_K	-3.157
Tert-butylisonitrile	A	4496.664	Δ_J	0.5213
	B	2917.748	Δ_K	3.117
	C	2917.638	Δ_{JK}	-0.020
	A	--	δ_J	-0.033
	B	(2932.1759) ^c	δ_K	-542.93
	C	--		
2-isocyanobutane	A	6521.507	Δ_J	0.1588
	B	2319.387	Δ_K	14.10
	C	1838.748	Δ_{JK}	4.363
			δ_J	0.014
			δ_K	1.377
n-butylisocyanide	A	15418.749	Δ_J	0.082
	B	1377.132	Δ_K	146.06
	C	1305.007	Δ_{JK}	20.64
			δ_J	-0.0059
			δ_K	5.74
1,2,3,6-tetrahydropyridine	A	4931.777	Δ_J	1.053
	B	4741.531	Δ_K	0.039
	C	2631.568	Δ_{JK}	-0.9817
			δ_J	0.046
			δ_K	2.837
3-methylene cyclobutanamine	A	9712.786	Δ_J	0.093
	B	2386.903	Δ_K	19.66
	C	2049.693	Δ_{JK}	4.323
			δ_J	-0.010
			δ_K	-0.017
2-methyl-3-butyn-2-amine	A	4647.936	Δ_J	0.443
	B	2722.380	Δ_K	2.999
	C	2699.013	Δ_{JK}	0.406
			δ_J	-0.030
			δ_K	13.51

4-pentyn-1-amine	A	15867.178	Δ_J	0.090
	B	1317.724	Δ_K	225.87
	C	1248.851	Δ_{JK}	19.00
			δ_J	0.029
			δ_K	-0.513
1-ethyl-2-methyleneaziridine	A	8810.985	Δ_J	0.2496
	B	2225.940	Δ_K	36.05
	C	1904.983	Δ_{JK}	5.855
			δ_J	0.0044
			δ_K	1.78
3-dimethyl amino-1-propyne	A	8081.087	Δ_J	0.2759
	B	2143.978	Δ_K	27.72
	C	1806.939	Δ_{JK}	6.404
			δ_J	0.094
			δ_K	2.933

^a Kisiel, [36], ^b Ordu et al., [31], ^c Howard [39]

4. LTE modeling

We have used the following input parameters for the LTE modeling to mimic a typical high mass star forming region [40].

Column density of $H_2=10^{24} \text{ cm}^{-2}$

Excitation temperature (T_{ex}) =100K

FWHM=5 km/s

$V_{\text{LSR}}=74 \text{ km/s}$

Source size=3''

Abundance of Tert-butylnitrile = 10^{-11} with respect to H_2

For this modeling, we have used the frequency file generated by SPCAT programme with experimentally obtained rotational constants (A= 4600.00 MHz, B= 2749.90 MHz, C= 2749.90 MHz from Kisiel, 1985) and use CASSIS software. Since the abundance of this complex molecule is expected to be low, it is essential to use the high-spatial and high spectral resolution observations from the ALMA. Specifically, we can use the lower frequency bands of ALMA. i.e., Bands 1,2 and 3 (31-116 GHz). Currently ALMA band 3 is in operation while bands 1 and 2 are yet to be available. From the following table, we can have the strongest line (intensity ~25 mK) in Band 3 around 115 GHz. Using Band 3, we can detect this transition approximately 19 hours of integration time by assuming a spectral resolution of 1 km/s, a sensitivity of 8.33 mK (a signal-to-noise ratio of 3), an angular resolution 3 arcseconds and 40 antennas of 12 meter array in the ALMA time estimator.

Table 7: Calculated line parameters in the millimetre wave region for tert-butyl cyanide with ALMA

Species	ALMA	Frequency	$J_{K_a'K_c'}$	Eup	Aij	Intensity
---------	------	-----------	----------------	-----	-----	-----------

	Band	(GHz)	$J_{ka''kc''}$			(mK)
	Band 1	43.99274	$8_{36} - 7_{35}$	10.30	3.42×10^{-5}	2.55
		43.99257	$8_{35} - 7_{34}$	10.24	3.37×10^{-5}	2.35
Tert-butyl cyanide	Band 2/ Band 3	88.01920	$16_{413} - 15_4$	37.32	1.15×10^{-9}	17
		88.01922	12 $16_{412} - 15_{411}$	37.32	1.15×10^{-9}	17
	Band 3	115.54571	$21_{417} - 20_{416}$	62.41	8.24×10^{-10}	25
		115.54559	$21_{418} - 20_{417}$	62.41	8.24×10^{-10}	25

Band 1 = 31-45 GHz

Band 2= 67-90 GHz

Band 3= 84-116 GHz

5. Conclusion

The aim of this work has been in examining the best candidate for astronomical observations among the C_5H_9N isomers by searching for the stability of all isomers. From the results of our high-level quantum chemical calculations, the most stable isomer of the C_5H_9N isomeric group is tert-butyl nitrile, a branched chain molecule followed by Isobutyl cyanide, another branched chain molecule. The only isomer of this group that has been astronomically searched for with only upper limit of column density determined is the linear isomer; n-butyl cyanide which ranks third on the energy scale among other isomers of the group; thus, not the most stable isomer of the group in the interstellar medium. In accordance with the optimized energy, relative energy, enthalpies of formation and calculation regarding expected intensity ratio, tert-butyl nitrile is found to be most probable candidate for astronomical detection. Thus, we are proposing a possible successful astronomical observation of tert-butyl nitrile around the same region where n-butyl cyanide was attempted. Spectroscopic parameters and dipole moments that could guide the astronomical searches for these molecular species have been provided in the study.

Acknowledgement: EEE acknowledges a research fellowship from the Indian Institute of Science, Bangalore. AD & PG are grateful to ISRO (Grant No.ISRO/RES/2/402/16-17) for the partial financial support.

References

1. E.E. Etim, E. Arunan, Planex Newsletter **5(2)**, 16 (2015).
2. E. E. Etim, P. Gorai., Das. Ankan, S. K. Chakrabarti, E. Arunan, ApJ, **832**, 144, (2016)
3. Hasegawa, T., & Herbst, E., Leung, C.M., 1992, Astrophys. J. Supp. Ser., 82, 167-195
4. Das, A., Acharyya, K. & Chakrabarti, S. K., 2010, MNRAS 409, 789
5. Das, A. & Chakrabarti, S. K., 2011, 418. 545, MNRAS

6. Das, A., Majumdar, L., Chakrabarti, S. K., & Sahu, D., 2015, NEWA, 35, 53
7. Boogert, A.C.A & Ehrenfreund, P., 2004, ASPC 309, 547
8. Gibb, E. L., Whittet, D. C. B., Boogert, A. C. A. & Tielens, A. G. G.M., 2004, ApJS, 151, 35
9. Ioppolo, S., Cuppen, H. M., Romanzin, C., Van Dishoeck, E. F., Linnartz, H., 2008, APJ, 686, 1474
10. Oberg, K. I., Garrord, R. T., Van Dishoeck E. F., Linnartz, H., 2009, A&A 504, 891
11. Belloche, R.T. Garrod, H.S.P. Müller, K.M. Menten, Sci **345**, 158 (2014)
12. F. Vazart., D. Calderini., C. Puzzarini., D. Skouteris., & V. Barone., JCTC, 2016, J Chem Theory Comput.12, 5385, (2016)
13. F. Vazart., D. Calderini., D. Skouteris., C. Latouche., & V. Barone, JCTC, 11, 1165 (2015)
14. F. Vazart., C. Latouche., D. Skouteris., N. Balucani & V. Barone, ApJ, 810, 111 (2015)
15. D. Skouteris, N Balucani., N. Faginas-Lago., S. Falcinelli., M. Rosi., A&A, 584, A76 (2015)
16. A. Belloche, R.T. Garrod, H. S. P. Müller et al, A&A **499**, 215, 2009
17. H.S.P. Müller, A. Coutens, A., A. Walters, J.U. Grabow, S. Schlemmer, J. Mol. Spectrosc. **267**, 100 (2011)
18. H.K. Hall Jr., J.H. Baldt, JChS, **93**, 140 1971
19. NIST: <http://webbook.nist.gov/chemistry/> Accessed in May (2016)
20. E. Elsila, J.P. Dworkin, M.P. Bernstein, M.P. Martin, S.A. Sandford, ApJ **660**, 911 (2007)
21. O. Botta, J.L. Bada, Surveys in Geophysics, 411–467 (2002)
22. J.R. Cronin, S. Pizzarello, AdSR **3**, 5 (1983)
23. M.J. Frisch, G.W. Trucks, H.B. Schlegel, et al, **G09:RevC.01, Gaussian, Inc., Wallingford CT**, (2013)
24. E. E. Etim & E. Arunan, European Physical Journal Plus, 131:448 (2016)
25. E.E. Etim & E. Arunan. Advances in Space Research, 2017, 59, 1161-1171, (2017)
26. E.E. Etim & E. Arunan (2017).. Astrophysics and Space Science, 362, 4.(2017)
27. L.A. Curtiss, P.C. Redfern, K. Raghavachari, JChPh, **126**, 084108 (2007a)
28. L. J. Nugent, D.E. Mann, D.R.Jr. Lide, 1962. JChPh **36**, 965 (1962)
29. B. Dutta, R. De, C. Pal, J. Chowdhury, AcSpA **96**, 837 (2012)
30. R.K. Bohn, J.L. Pardus, J. August et al, JMoSt **413**, 293 (1997)
31. M.H. Ordu, H.S.P Müller, A. Walters et al. A&A **541**, A121 (2012)
32. P. Gorai, Das, A., Das, A., B. Sivaraman, E.E. Etim, S.K. Chakrabarti, APJ, 836, 70
33. M. Lattalais., F. Pauzat., J. Pilmé., Y. Ellinger., C. Ceccarelli, A&A 532, A39 (2011)
34. Crowder, G. A. , J. Mol. Struct. (Theochem), 200, 235, (1989)
35. S.B. Charnley, M.E. Kress, A.G.G.M. Tielens, T.J. Millar, 1995, ApJ, **448**, 232 (1995)
36. Kisiel . Z, Chemical Physical Letters **118**, 3 (1985)
37. L. J. Nugent., D.E. Mann & D. R. Lide, JR., The Journal of Chemical Physics, 36, 4, (1962)
38. H.M. Pickett, J. Mol. Spectrosc **148**, 371 (1991)
39. N. W. Howard, A. C. Legon, C. A. Rego, A. L. Wallwork, Journal of Molecular Structure **19**, 181 (1989)
40. P. Gorai., A. Das., L. Majumdar., S.K. Chakrabarti., Sivaraman. B., Herbst. E., Molecular Astrophysics, 6, 36-46, (2017)