



Probing non-linearity of higher order anisotropic flow in Pb–Pb collisions

You Zhou (on behalf of the ALICE Collaboration)

Niels Bohr Institute, University of Copenhagen, Blegdamsvej 17, 2100 Copenhagen, Denmark

Abstract

The second and the third order anisotropic flow, V_2 and V_3 , are determined by the corresponding initial spatial anisotropy coefficients, ε_2 and ε_3 , in the initial density distribution. On the contrary, the higher order anisotropic flow V_n ($n > 3$), in addition to their dependence on the same order initial anisotropy coefficient ε_n , have a significant contribution from lower order initial anisotropy coefficients, which leads to mode-coupling effects. In this contribution, we present the investigations on linear and non-linear modes in higher order anisotropic flow (V_4 , V_5 and V_6) in Pb–Pb collisions at $\sqrt{s_{NN}} = 2.76$ TeV using the ALICE detector at the Large Hadron Collider (LHC). A significant contribution from a non-linear mode is observed. A new observable, the non-linear response coefficient, is measured as well. The comparison to theoretical calculations provides crucial information on dynamic of the created system especially at the freeze-out conditions, which are poorly known from previous flow measurements.

1. Introduction

The primary goal of the ultra-relativistic heavy-ion collisions program is to create and study the quark-gluon plasma (QGP), a state of matter whose existence under extreme conditions is predicted by quantum chromodynamics. The anisotropic flow is an important tool to achieve this goal. Usually it is quantified with flow coefficients v_n and corresponding flow symmetry planes Ψ_n in the Fourier series decomposition of the particle azimuthal distribution in the transverse plane [1]. The anisotropic flow V_n , defined as $V_n = v_n e^{in\Psi_n}$, have been measured at the CERN Large Hadron Collider (LHC) [2, 3]. These measurements of v_n coefficients, combine with the hydrodynamic model calculations, provide compelling evidence that the created QGP matter appears to behave like an almost perfect fluid. Recently, it has been shown that the correlations between v_n of different order carries more information about initial conditions and the properties of the QGP [4, 5]. In particular, the correlations between anisotropic flow coefficients, investigated using symmetric cumulants, provide stricter constraints on initial conditions and shear viscosity over entropy density ratio, η/s , than measurements of individual v_n alone [4, 5, 6]. Current model calculations are unable to describe quantitatively the measured v_n correlations [4, 7].

It is known that V_2 and V_3 have linear contribution associated with the same order anisotropy coefficient ε_n . Higher order anisotropic flow V_n with $n > 3$ has contributions not only from the linear response of the

Email address: you.zhou@cern.ch (You Zhou (on behalf of the ALICE Collaboration))

system to ε_n , but also contributions from ε_2 and/or ε_3 . For a single event, the higher order anisotropic flow V_n with $n = 4, 5$ and 6 can be decomposed into the so-called linear and the non-linear modes, according to

$$V_4 = V_4^{\text{NL}} + V_4^{\text{L}} = \chi_{422}(V_2)^2 + V_4^{\text{L}}, \quad (1)$$

$$V_5 = V_5^{\text{NL}} + V_5^{\text{L}} = \chi_{532}V_2V_3 + V_5^{\text{L}}, \quad (2)$$

$$V_6 = V_6^{\text{NL}} + V_6^{\text{L}} = \chi_{6222}(V_2)^3 + \chi_{633}(V_3)^2 + \chi_{642}V_2V_4 + V_6^{\text{L}}. \quad (3)$$

Here V_n^{NL} and V_n^{L} represent the non-linear and linear contributions to the higher order anisotropic flow, whose magnitudes are denoted as $v_{n,ml}$ (or $v_{n,mkl}$) and v_n^{L} , respectively. The ratio of $v_{n,ml}$ and v_n^{L} , denoted as ρ_{mn} , could be used to probe the correlations between flow symmetry planes [13]. Notice that n stands for the order of anisotropic flow, m , l and k are the lower order of anisotropic flow. The χ_{mn} (or χ_{mnl}) is a newly proposed observable called the non-linear mode coefficient which quantifies the contributions of non-linear model without contribution from v_2 and/or v_3 [13]. In these proceedings, we investigate both the linear and non-linear contributions to higher order anisotropic flow, with above mentioned observables.

2. Analysis Details

The data used in this analysis was recorded during the 2010 LHC Pb–Pb runs at $\sqrt{s_{\text{NN}}} = 2.76$ TeV with the ALICE detector. For more details about the ALICE detector, we refer to [8]. About 16 million events was recorded with a minimum-bias trigger, based on signals from two VZERO detectors ($-3.7 < \eta < -1.7$ for VZERO-C and $2.8 < \eta < 5.1$ for VZERO-A) and from the Silicon Pixel Detector, the innermost part of the Inner Tracking System (ITS, $|\eta| < 0.8$). Charged tracks are reconstructed using the ITS and the Time Projection Chamber with full azimuthal coverage in the pseudo-rapidity range $|\eta| < 0.8$. The 2- and multi-particle correlations are measured using the generic framework introduced in [6].

3. Results and Discussions

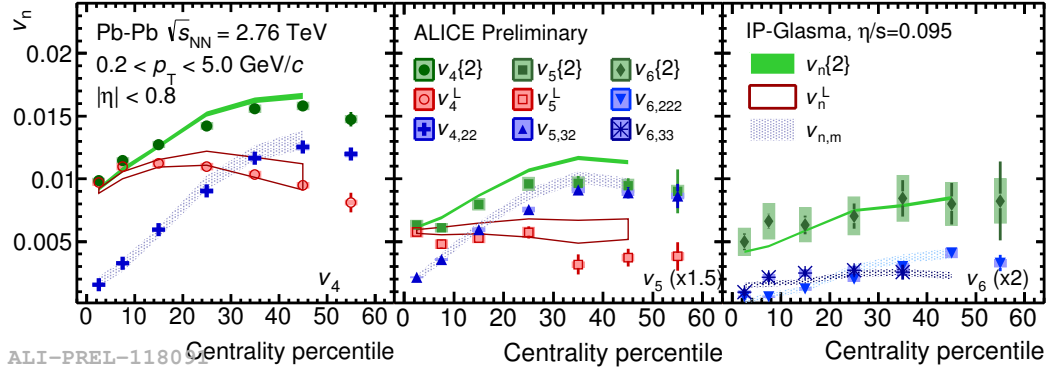


Fig. 1. Centrality dependence of v_4 (left), v_5 (middle) and v_6 (right) in Pb–Pb collisions at $\sqrt{s_{\text{NN}}} = 2.76$ TeV. Contributions from linear and non-linear modes are presented with open and solid markers, respectively. The hydrodynamic calculations from IP-Glasma + MUSIC + UrQMD [10] are shown for comparison.

The magnitudes of linear and non-linear modes in higher order anisotropic flow, v_n^{L} and $v_{n,ml}$, are shown in Fig. 1. A pseudorapidity gap $|\Delta\eta| > 0.8$ is applied for all measurements presented here. It is observed that v_4^{L} has a dominant contribution to $v_4\{2\}$ for the centrality range 0–30% and it only changes modestly from central to peripheral collisions. Concerning $v_{4,22}$, it increases significantly as a function of centrality and plays a dominant role for centrality classes above 30%. Similar results can be observed for V_5 . The physics for V_6 is a bit more complex, because it has several non-linear modes. However only $v_{6,222}$ and $v_{6,33}$ are

discussed in these proceedings. As can be seen in Fig. 1 $v_{6,222}$ has a strong dependence on centrality while $v_{6,33}$ seems have a weakly dependence on centrality. All the above mentioned results are compared to the hybrid model IP-Glasma + MUSIC + UrQMD [10] calculations. Agreement is observed for V_4 and V_6 , while the model calculations slightly overestimate the results for V_5 .

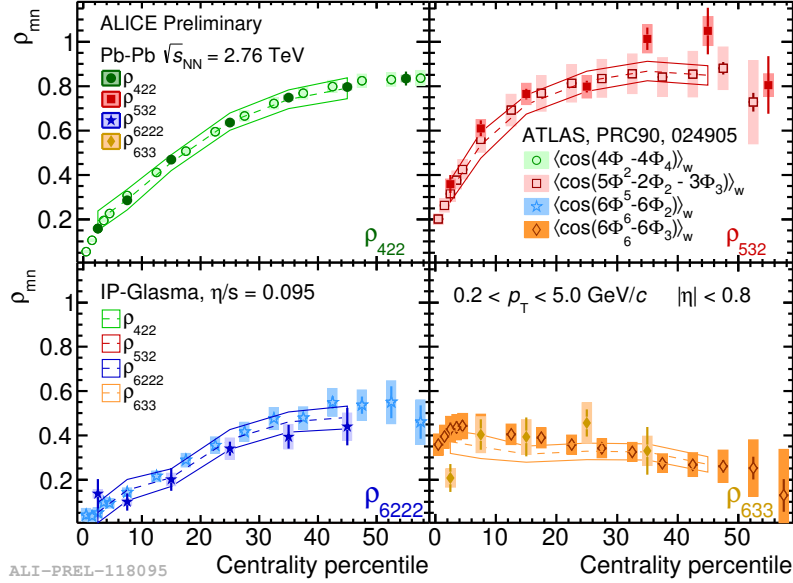


Fig. 2. Centrality dependence of ρ_{mn} in Pb-Pb collisions at $\sqrt{s_{NN}} = 2.76$ TeV. ATLAS measurements based on the event-plane correlation [9] are presented with open markers. The hydrodynamic calculations from IP-Glasma + MUSIC + UrQMD [10] are shown with open bands.

Figure 2 shows the centrality dependence of ρ_{mn} , which is defined as the ratio of $v_{n,ml}$ and $v_n\{2\}$. This observable measures the flow symmetry plane correlations. It can be seen that ρ_{422} , ρ_{532} and ρ_{6222} increase as centrality increases. The results of ρ_{633} do not exhibit a strong centrality dependence, considering the larger statistical uncertainties. This measurement is also compared to the “event-plane correlation” measurements from ATLAS Collaboration [9]. Although the kinematic cuts used by ATLAS and this analysis are different, the results are compatible with each other. It is also shown in Fig. 2 that the calculations from IP-Glasma + MUSIC + UrQMD [10] could describe quantitatively the ρ_{mn} results. It was suggested by both hydrodynamic [11] and transport model [12] calculations that stronger initial participant plane correlations or a smaller value of η/s of the QGP lead to a stronger correlations between the flow symmetry planes. Therefore, the measurements of ρ_{mn} presented in these proceedings provide constraints on both the initial conditions and η/s of the QGP in model calculations.

The measurements of non-linear mode coefficients χ_{mn} are presented in Fig. 3. The χ_{422} and χ_{6222} show a weak decrease from central to mid-central collisions, and stay constant toward more peripheral collisions. χ_{633} seems to have a decreasing trend towards peripheral collisions within large uncertainties, whereas χ_{532} is almost independent on centrality. Therefore, the increase of $v_{n,ml}$ as a function of centrality percentile presented in Fig. 1 could be mainly explained by the increase of v_2 and/or v_3 as centrality increases, not by the increase of the non-linear mode coefficient χ_{mn} . We notice that the hydrodynamic prediction [13] of $\chi_{422} \sim \chi_{633} \sim \frac{\chi_{532}}{2}$ are reproduced by the data. Figure 3 also shows the calculations of viscous hydrodynamics from VISH2 + 1 [14] and hybrid model IP-Glasma + MUSIC + UrQMD [10]. The data-theory comparison presented here indicate that the data favors the descriptions using IP-Glasma and MC-KLN over MC-Glauber initial conditions regardless of η/s .

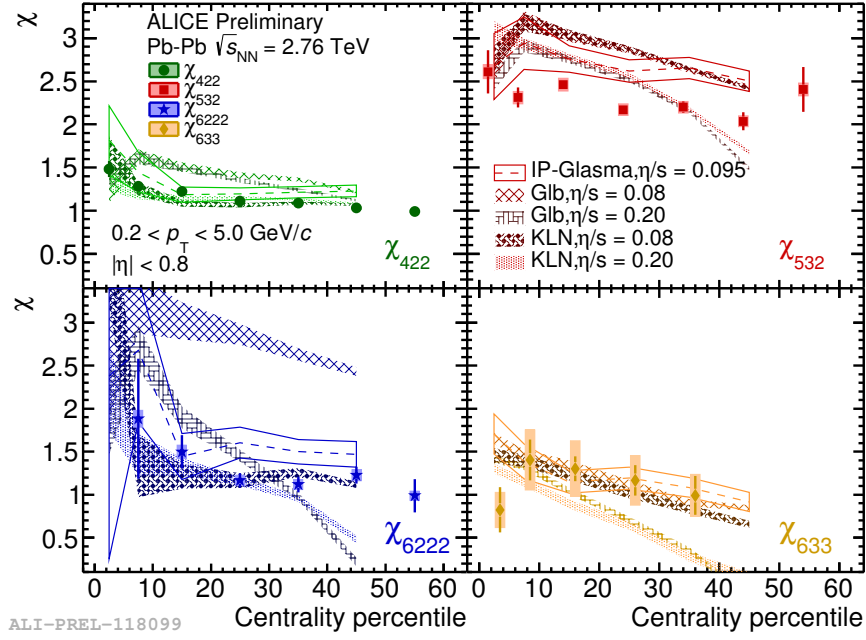


Fig. 3. Centrality dependence of χ in Pb–Pb collisions at $\sqrt{s_{\text{NN}}} = 2.76$ TeV. Hydrodynamic calculations from VISH2 + 1 [14] are shown in shaded areas and the one from IP-Glasma + MUSIC + UrQMD [10] are shown with open bands.

4. Summary

In summary, we present the studies on the linear and non-linear contributions to the higher order anisotropic flow in Pb–Pb collisions at $\sqrt{s_{\text{NN}}} = 2.76$ TeV. Measurements and the comparisons to hydrodynamic calculations offer new insights into the geometry of the fluctuating initial state and provide further understanding of the dynamical evolution of the strongly interacting medium produced in relativistic heavy-ion collisions at the LHC.

References

- [1] S. Voloshin and Y. Zhang, *Z. Phys. C* **70**, 665 (1996)
- [2] K. Aamodt *et al.* [ALICE Collaboration], *Phys. Rev. Lett.* **107**, 032301 (2011); G. Aad *et al.* [ATLAS Collaboration], *Phys. Rev. C* **86**, 014907 (2012); S. Chatrchyan *et al.* [CMS Collaboration], *Phys. Rev. C* **89**, 044906 (2014)
- [3] J. Adam *et al.* [ALICE Collaboration], *Phys. Rev. Lett.* **116**, no. 13, 132302 (2016)
- [4] J. Adam *et al.* [ALICE Collaboration], *Phys. Rev. Lett.* **117**, 182301 (2016)
- [5] Y. Zhou, *Adv. High Energy Phys.* **2016**, 9365637 (2016) [arXiv:1607.05613 [nucl-ex]].
- [6] A. Bilandzic, C. H. Christensen, K. Gulbrandsen, A. Hansen and Y. Zhou, *Phys. Rev. C* **89**, no. 6, 064904 (2014)
- [7] X. Zhu, Y. Zhou, H. Xu and H. Song, *Phys. Rev. C* **95**, no. 4, 044902 (2017)
- [8] K. Aamodt *et al.* [ALICE Collaboration], *JINST* **3**, S08002 (2008).
- [9] G. Aad *et al.* [ATLAS Collaboration], *Phys. Rev. C* **90**, no. 2, 024905 (2014)
- [10] S. McDonald, C. Shen, F. Fillion-Gourdeau, S. Jeon and C. Gale, arXiv:1609.02958 [hep-ph].
- [11] Z. Qiu and U. Heinz, *Phys. Lett. B* **717**, 261 (2012)
- [12] Y. Zhou, K. Xiao, Z. Feng, F. Liu and R. Snellings, *Phys. Rev. C* **93**, no. 3, 034909 (2016)
- [13] L. Yan and J. Y. Ollitrault, *Phys. Lett. B* **744**, 82 (2015)
- [14] J. Qian, U. W. Heinz and J. Liu, *Phys. Rev. C* **93**, no. 6, 064901 (2016)