

Nonstandard interactions in solar neutrino oscillations with Hyper-Kamiokande and JUNO

Jiajun Liao,¹ Danny Marfatia,¹ and Kerry Whisnant²

¹*Department of Physics and Astronomy, University of Hawaii at Manoa, Honolulu, HI 96822, USA*

²*Department of Physics and Astronomy, Iowa State University, Ames, IA 50011, USA*

Measurements of the solar neutrino mass-squared difference from KamLAND and solar neutrino data are somewhat discrepant, perhaps due to nonstandard neutrino interactions in matter. We show that the zenith angle distribution of solar neutrinos at Hyper-Kamiokande and the energy spectrum of reactor antineutrinos at JUNO can conclusively confirm the discrepancy and detect new neutrino interactions.

I. INTRODUCTION

There is currently about a 2σ tension in measurements of the neutrino mass splitting, $\delta m_{21}^2 \equiv m_2^2 - m_1^2$, from solar and reactor neutrino experiments [1]. The discrepancy mainly arises from the measurement of the day-night asymmetry in the Super-Kamiokande (SK) experiment [2]. The latest SK combined measurement of the day-night asymmetry is $A_{DN}^{SK} \equiv 2(\Phi_D - \Phi_N)/(\Phi_D + \Phi_N) = -3.3 \pm 1.0 \pm 0.5\%$ [3], where Φ_D (Φ_N) is the measured solar neutrino flux during the day (night).¹ This day-night asymmetry is extracted for $\delta m_{21}^2 = 4.8 \times 10^{-5} \text{ eV}^2$, while the global best-fit value (which is dominated by KamLAND data [5]) is $\delta m_{21}^2 = 7.5 \times 10^{-5} \text{ eV}^2$ [1], for which the day-night asymmetry is -1.7% .

Analyzing the SK data in Table XII of Ref. [3], and the KamLAND data in Fig. 1 of Ref. [5] in the standard model (SM), we find the preferred parameters shown in Fig. 1 (which are consistent with those shown in Fig. 2 of Ref. [1]). From Fig. 1, we see a tension between the allowed regions at SK and KamLAND. For $\sin^2 \theta_{12}$ close to the global best fit value of 0.31, SK data prefer a smaller value of δm_{21}^2 than KamLAND. However, due to large uncertainties at SK, as shown in Fig. 1, current experiments are not able to resolve the tension. Nevertheless, if this discrepancy is due to a new physical effect, future solar and reactor experiments that have better control of the systematic uncertainties and larger datasets will see a significant difference in their measurements of δm_{21}^2 , and could provide conclusive evidence for the existence of new physics.

In this work, we explore this tension in the measurement of δm_{21}^2 with future solar neutrino data at Hyper-Kamiokande (HK) [2] and future reactor antineutrino data at JUNO [6]. We use the framework of nonstandard interactions (NSI), which provides a model-independent way of studying new physics in neutrino oscillation experiments; for reviews see Ref. [7]. In particular, we focus on the day-night asymmetry and the zenith-angle distribution in solar neutrino experiments in the presence of

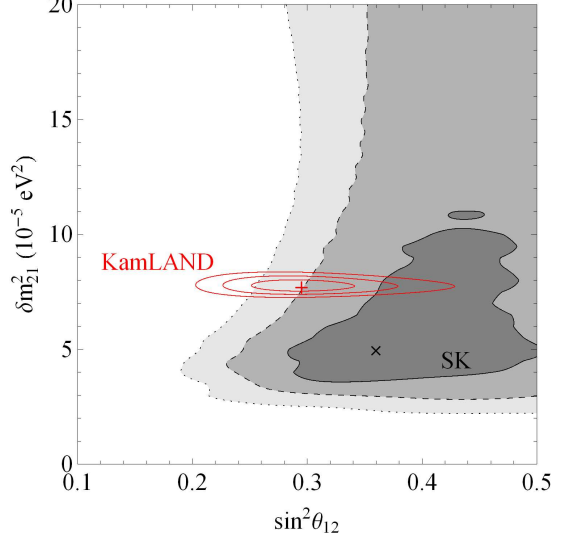


FIG. 1. 1σ , 2σ and 3σ allowed regions from SK (shaded regions) and KamLAND (ellipses) data in the SM. The cross (plus) sign marks the best-fit values at SK (KamLAND). We fix $\sin^2 \theta_{13} = 0.023$, $\sin^2 \theta_{23} = 0.43$ and $\delta m_{31}^2 = 2.43 \times 10^{-3} \text{ eV}^2$.

matter NSI. Matter NSI can be described by dimension-six four-fermion operators of the form [8, 9]

$$\mathcal{L}_{\text{NSI}} = -2\sqrt{2}G_F \epsilon_{\alpha\beta}^{fC} [\bar{\nu}_\alpha \gamma^\rho P_L \nu_\beta] [\bar{f} \gamma_\rho P_C f] + \text{h.c.}, \quad (1)$$

where $\alpha, \beta = e, \mu, \tau$, $C = L, R$, $f = u, d, e$, and $\epsilon_{\alpha\beta}^{fC}$ specifies the strength of the new interaction in units of G_F .

The JUNO experiment will measure δm_{21}^2 to the percent level [6], but it is not sensitive to the NSI parameters due to its short baseline and low neutrino energy. The HK solar neutrino oscillation probabilities are strongly dependent on the NSI parameters due to the MSW effect [8, 10], but HK will not precisely measure δm_{21}^2 due to systematic uncertainties. A combination of the two experiments could provide direct evidence for the existence of new physics if the δm_{21}^2 discrepancy persists in HK and JUNO data.

The paper is organized as follows. In Section II, we analyze the day-night asymmetry with NSI. In Section III, we describe our simulations of HK and JUNO. We discuss our results in Section IV, and sum up in Section V.

¹ SNO, on the other hand, does not disfavor a vanishing day-night asymmetry at more than 2σ [4].

II. DAY-NIGHT ASYMMETRY WITH NSI

A. Formalism

The Hamiltonian in the three neutrino framework for neutrino propagation in the presence of matter NSI can be written in the flavor basis as

$$H = U \text{diag} \left(0, \frac{\delta m_{21}^2}{2E_\nu}, \frac{\delta m_{31}^2}{2E_\nu} \right) U^\dagger + V, \quad (2)$$

where U is the Pontecorvo-Maki-Nakagawa-Sakata mixing matrix [11],

$$U = R_{23} \Gamma_\delta R_{13} \Gamma_\delta^\dagger R_{12} = \begin{pmatrix} c_{13}c_{12} & c_{13}s_{12} & s_{13}e^{-i\delta} \\ -s_{12}c_{23} - c_{12}s_{23}s_{13}e^{i\delta} & c_{12}c_{23} - s_{12}s_{23}s_{13}e^{i\delta} & c_{13}s_{23} \\ s_{12}s_{23} - c_{12}c_{23}s_{13}e^{i\delta} & -c_{12}s_{23} - s_{12}c_{23}s_{13}e^{i\delta} & c_{13}c_{23} \end{pmatrix} \quad (3)$$

where R_{ij} represents a real rotation by an angle θ_{ij} in the ij plane, $\Gamma_\delta = \text{diag}(1, 1, e^{i\delta})$, and s_{ij} and c_{ij} denote $\sin \theta_{ij}$ and $\cos \theta_{ij}$ respectively. The potential V originating from interactions of neutrinos in matter is

$$V = \sqrt{2}G_F N_e \begin{pmatrix} 1 + \epsilon_{ee} & \epsilon_{e\mu} & \epsilon_{e\tau} \\ \epsilon_{e\mu}^* & \epsilon_{\mu\mu} & \epsilon_{\mu\tau} \\ \epsilon_{e\tau}^* & \epsilon_{\mu\tau}^* & \epsilon_{\tau\tau} \end{pmatrix}, \quad (4)$$

where $\epsilon_{\alpha\beta} \equiv \sum_f \epsilon_{\alpha\beta}^f \frac{N_f}{N_e}$ with $\epsilon_{\alpha\beta}^f \equiv \sum_C \epsilon_{\alpha\beta}^{fC}$, and N_f is the number density of fermion f at a given location.

Following Ref. [12], we work in the new basis $|\tilde{\nu}\rangle = \tilde{U}^\dagger |\nu_\alpha\rangle$, with $\tilde{U} = R_{23} \Gamma_\delta R_{13}$. The Hamiltonian in the new basis becomes

$$\tilde{H} = R_{12} \text{diag} \left(0, \frac{\delta m_{21}^2}{2E_\nu}, \frac{\delta m_{31}^2}{2E_\nu} \right) R_{12}^T + \tilde{V}, \quad (5)$$

$$= \begin{pmatrix} s_{12}^2 \frac{\delta m_{21}^2}{2E_\nu} + \tilde{V}_{11} & s_{12}c_{12} \frac{\delta m_{21}^2}{2E_\nu} + \tilde{V}_{12} & \tilde{V}_{13} \\ s_{12}c_{12} \frac{\delta m_{21}^2}{2E_\nu} + \tilde{V}_{12}^* & c_{12}^2 \frac{\delta m_{21}^2}{2E_\nu} + \tilde{V}_{22} & \tilde{V}_{23} \\ \tilde{V}_{13}^* & \tilde{V}_{23}^* & \frac{\delta m_{31}^2}{2E_\nu} + \tilde{V}_{33} \end{pmatrix},$$

where $\tilde{V} = \tilde{U}^\dagger V \tilde{U}$. For solar neutrinos, since $\frac{|\delta m_{31}^2|}{2E_\nu} \gg \tilde{V}_{ij}$, the third mass eigenstate decouples from the other mass eigenstates, and the evolution is governed by an effective 2×2 submatrix. After subtracting a constant diagonal matrix from the Hamiltonian, the effective matrix can be written as

$$\tilde{H}_{\text{eff}} = \frac{\delta m_{21}^2}{4E_\nu} \times \begin{pmatrix} -\cos 2\theta_{12} + 2\hat{A}(c_{13}^2 - \epsilon_D) & \sin 2\theta_{12} + 2\hat{A}\epsilon_N \\ \sin 2\theta_{12} + 2\hat{A}\epsilon_N^* & \cos 2\theta_{12} + 2\hat{A}\epsilon_D \end{pmatrix}, \quad (6)$$

where $\hat{A} = 2\sqrt{2}G_F N_e E_\nu / \delta m_{21}^2$ and $\epsilon_X = \sum_f N_f \epsilon_X^f / N_e$ ($X = N, D$) with [13]

$$\epsilon_D^f = -\frac{c_{13}^2}{2} (\epsilon_{ee}^f - \epsilon_{\mu\mu}^f) + \frac{s_{23}^2 - s_{13}^2 c_{23}^2}{2} (\epsilon_{\tau\tau}^f - \epsilon_{\mu\mu}^f) + \text{Re} [c_{13}s_{13}e^{i\delta} (s_{23}\epsilon_{e\mu}^f + c_{23}\epsilon_{e\tau}^f) - (1 + s_{13}^2)c_{23}s_{23}\epsilon_{\mu\tau}^f], \quad (7)$$

$$\epsilon_N^f = c_{13}(c_{23}\epsilon_{e\mu}^f - s_{23}\epsilon_{e\tau}^f) + s_{13}e^{-i\delta} [s_{23}^2\epsilon_{\mu\tau}^f - c_{23}^2\epsilon_{\mu\tau}^{f*} + c_{23}s_{23}(\epsilon_{\tau\tau}^f - \epsilon_{\mu\mu}^f)]. \quad (8)$$

Solar neutrinos produced in the core of the Sun arrive at the surface of the Earth as an incoherent sum of the three mass-eigenstates ν_1 , ν_2 and ν_3 . During the day, the neutrinos only travel a few km in the Earth, and the ν_e survival probability from the source to the detector can be written as [12]

$$P_D = P_{e1}^S P_{1e}^V + P_{e2}^S P_{2e}^V + P_{e3}^S P_{3e}^V, \quad (9)$$

where the superscript V represents neutrinos propagating in vacuum, and we have

$$P_{1e}^V = c_{13}^2 c_{12}^2, \quad P_{2e}^V = c_{13}^2 s_{12}^2, \quad P_{3e}^V = s_{13}^2. \quad (10)$$

The superscript S represents neutrinos traveling in the Sun. We checked that the neutrino propagation in the Sun with NSI can be treated as adiabatic for the parameters we consider in this paper. For adiabatic propagation, we have

$$\begin{aligned} P_{e1}^S &= c_{13}^2 \cos^2 \theta_{12}^m, \\ P_{e2}^S &= c_{13}^2 \sin^2 \theta_{12}^m, \\ P_{e3}^S &= s_{13}^2, \end{aligned} \quad (11)$$

where θ_{12}^m can be found by diagonalizing the Hamiltonian in Eq. (6) at the production point, i.e.,

$$\tan 2\theta_{12}^m = \frac{|\sin 2\theta_{12} + 2\hat{A}_S \epsilon_N^S|}{\cos 2\theta_{12} - \hat{A}_S (c_{13}^2 - 2\epsilon_D^S)}. \quad (12)$$

Here $\hat{A}_S = 2\sqrt{2}G_F N_e^S E_\nu / \delta m_{21}^2$, and $\epsilon_X^S = \sum_f N_f^S \epsilon_X^f / N_e^S$ with N_f^S being the number density of fermion f at the production point.

During the night, the neutrinos travel a large distance through the Earth, and the survival probability becomes

$$P_N = P_{e1}^S P_{1e}^E + P_{e2}^S P_{2e}^E + P_{e3}^S P_{3e}^E, \quad (13)$$

where the superscript E represents neutrino propagation in the Earth. Since the third mass eigenstate decouples from the other mass eigenstates, $P_{3e}^E = s_{13}^2$. Also, from probability conservation, $P_{1e}^E = c_{13}^2 - P_{2e}^E$. However, the calculation of P_{2e}^E in the presence of NSI is nontrivial. Here we derive a simple expression of P_{2e}^E for a constant density profile.

For neutrino evolution in Earth matter, due to the decoupling of the third eigenstate, the effective Hamiltonian has the same form of Eq. (6) with \hat{A} and ϵ_X replaced by $\hat{A}_E = 2\sqrt{2}G_F N_e^E E_\nu / \delta m_{21}^2$ and $\epsilon_X^E = \sum_f N_f^E \epsilon_X^f / N_e^E$, respectively, where N_f^E is the number density of fermion f in the Earth. Then the effective Hamiltonian can be diagonalized by [14]

$$U' = \begin{pmatrix} \cos \tilde{\theta} & \sin \tilde{\theta} e^{-i\phi} \\ -\sin \tilde{\theta} e^{i\phi} & \cos \tilde{\theta} \end{pmatrix}, \quad (14)$$

where

$$\tan 2\tilde{\theta} = \frac{|\sin 2\theta_{12} + 2\hat{A}_E \epsilon_N^E|}{\cos 2\theta_{12} - \hat{A}_E (c_{13}^2 - 2\epsilon_D^E)}, \quad (15)$$

and

$$\phi = -\text{Arg} \left(\sin 2\theta_{12} + 2\hat{A}_E \epsilon_N^E \right). \quad (16)$$

Then the evolution matrix in the new basis can be written as [12]

$$\tilde{S} = \begin{pmatrix} \tilde{\alpha} & \tilde{\beta} & 0 \\ -\tilde{\beta}^* & \tilde{\alpha}^* & 0 \\ 0 & 0 & \tilde{\gamma} \end{pmatrix}. \quad (17)$$

For a constant density profile,

$$\begin{aligned} \tilde{\alpha} &= \cos \omega L + i \cos 2\tilde{\theta} \sin \omega L, \\ \tilde{\beta} &= -i \sin 2\tilde{\theta} e^{-i\phi} \sin \omega L, \\ \tilde{\gamma} &= \exp\left(-i \frac{\delta m_{31}^2 L}{2E_\nu}\right), \end{aligned} \quad (18)$$

where

$$\omega = \frac{\delta m_{21}^2}{4E_\nu} \times \sqrt{(\cos 2\theta_{12} - \hat{A}_E(c_{13}^2 - 2\epsilon_D^E))^2 + |\sin 2\theta_{12} + 2\hat{A}_E \epsilon_N^E|^2}. \quad (19)$$

The evolution matrix in the neutrino flavor basis becomes

$$S = \tilde{U} \tilde{S} \tilde{U}^\dagger, \quad (20)$$

and we have

$$\begin{aligned} P_{2e}^E &= |\langle \nu_e | (SU) | \nu_2 \rangle|^2 \\ &= c_{13}^2 \left[s_{12}^2 |\tilde{\alpha}|^2 + c_{12}^2 |\tilde{\beta}|^2 + \sin 2\theta_{12} \text{Re}(\tilde{\alpha}^* \tilde{\beta}) \right]. \end{aligned} \quad (21)$$

Plugging the expressions in Eq. (18) into the above equation, we get

$$\begin{aligned} P_{2e}^E &= c_{13}^2 \sin 2\tilde{\theta} \sin^2 \omega L \times \\ &\quad \left(\cos 2\theta_{12} \sin 2\tilde{\theta} - \sin 2\theta_{12} \cos 2\tilde{\theta} \cos \phi \right) \\ &\quad - c_{13}^2 \sin 2\theta_{12} \sin 2\tilde{\theta} \sin \phi \sin \omega L \cos \omega L + c_{13}^2 s_{12}^2. \end{aligned} \quad (22)$$

For earth matter, $\hat{A}_E \ll 1$, so we expand the above equation to leading order in \hat{A}_E and find

$$\begin{aligned} P_{2e}^E &\approx \hat{A}_E c_{13}^2 \sin 2\theta_{12} \sin^2 \frac{\delta m_{21}^2 L}{4E_\nu} \times \\ &\quad \left[2 \cos 2\theta_{12} \text{Re}(\epsilon_N^E) + \sin 2\theta_{12} (c_{13}^2 - 2\epsilon_D^E) \right] \\ &\quad + \hat{A}_E c_{13}^2 \sin 2\theta_{12} \sin \frac{\delta m_{21}^2 L}{2E_\nu} \text{Im}(\epsilon_N^E) + c_{13}^2 s_{12}^2. \end{aligned} \quad (23)$$

Then from Eqs. (9) and (13), the day-night symmetry is

$$\begin{aligned} A_{DN} &\equiv \frac{2(P_D - P_N)}{P_D + P_N} \\ &\approx \frac{2\hat{A}_E c_{13}^4 \sin 2\theta_{12} \cos 2\theta_{12}^m}{c_{13}^4 (1 + \cos 2\theta_{12} \cos 2\theta_{12}^m) + 2s_{13}^4} \times \\ &\quad \left[\sin^2 \frac{\delta m_{21}^2 L}{4E_\nu} (2 \cos 2\theta_{12} \text{Re}(\epsilon_N^E) \right. \\ &\quad \left. + \sin 2\theta_{12} (c_{13}^2 - 2\epsilon_D^E)) + \sin \frac{\delta m_{21}^2 L}{2E_\nu} \text{Im}(\epsilon_N^E) \right]. \end{aligned} \quad (24)$$

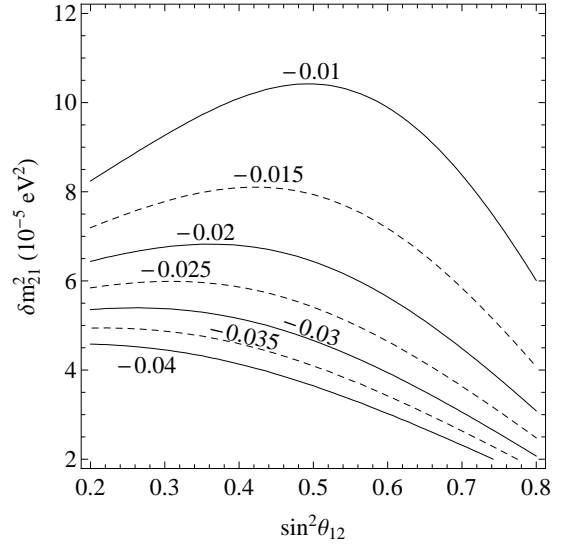


FIG. 2. Iso- $\langle A_{DN} \rangle$ contours in the $\sin^2 \theta_{12} - \delta m_{21}^2$ plane in the SM. Here $\sin^2 \theta_{13} = 0.023$, $E_\nu = 7.0$ MeV and $\rho_E = 3.0$ g/cm³.

Since the day-night asymmetry is generally measured by integrating over the zenith angle and the oscillations in the above equation are averaged out, we obtain

$$\langle A_{DN} \rangle (E_\nu) \approx \frac{\hat{A}_E c_{13}^4 \sin 2\theta_{12} \cos 2\theta_{12}^m}{c_{13}^4 (1 + \cos 2\theta_{12} \cos 2\theta_{12}^m) + 2s_{13}^4} \times \quad (25)$$

$$\left[2 \cos 2\theta_{12} \text{Re}(\epsilon_N^E) + \sin 2\theta_{12} (c_{13}^2 - 2\epsilon_D^E) \right].$$

We have checked that the above equation is consistent with Eq. (13) in Ref. [15] for the two-flavor case.

B. Numerical analysis

Using Eq. (25), we estimate the day-night asymmetry for different SM and NSI parameters. In Fig 2, we show iso- $\langle A_{DN} \rangle$ contours in the $\sin^2 \theta_{12} - \delta m_{21}^2$ plane in the SM. We fix $\sin^2 \theta_{13} = 0.023$, $E_\nu = 7.0$ MeV and Earth density $\rho_E = 3.0$ g/cm³. The day-night asymmetry depends strongly on δm_{21}^2 , and its size decreases as $\sin^2 \theta_{12}$ increases in the second octant. In particular, a smaller value of δm_{21}^2 yields a larger $|\langle A_{DN} \rangle|$.

Now we study the dependence of the day-night asymmetry on the NSI parameters. For the NSI parameters, we assume there are no nonstandard couplings to electrons since they would affect the electron-neutrino scattering cross section, yielding NSI at the SK and HK detectors. We also assume the NSI couplings to the up and down quarks are the same for simplicity.

We first examine the dependence on the diagonal NSI parameters. We consider the case in which only $\epsilon_{ee}^u = \epsilon_{ee}^d$ is nonzero. From Eqs. (7) and (8), we see that $\epsilon_N^E = 0$ and ϵ_D^E is linearly dependent on ϵ_{ee}^u . We show the iso- $\langle A_{DN} \rangle$ contours in the space of δm_{21}^2 and ϵ_{ee}^u in Fig. 3. We find that for fixed δm_{21}^2 , a more positive value of

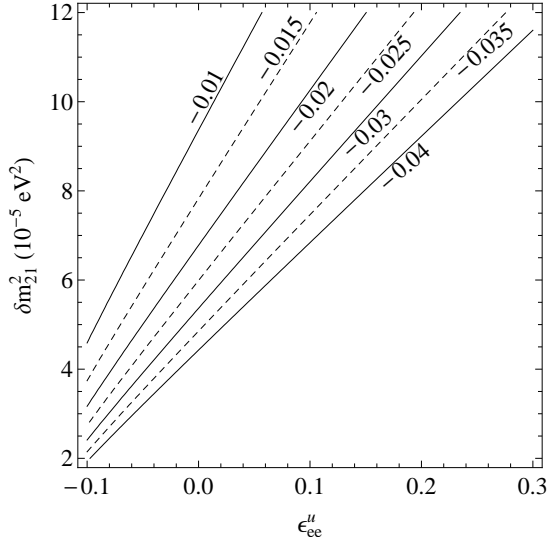


FIG. 3. Iso- $\langle A_{DN} \rangle$ contours in the $\epsilon_{ee}^u - \delta m_{21}^2$ plane. The parameters are the same as in Fig. 2, and $\sin^2 \theta_{12} = 0.031$. For the NSI parameters we assume $\epsilon_{ee}^u = \epsilon_{ee}^d$ and all other NSI parameters are zero.

ϵ_{ee}^u implies a larger $|\langle A_{DN} \rangle|$. This result can be understood from Eq. (25). Since the dominant contribution to the change in $\langle A_{DN} \rangle$ comes from the factor $[2 \cos 2\theta_{12} \text{Re}(\epsilon_N^E) + \sin 2\theta_{12}(c_{13}^2 - 2\epsilon_D^E)]$, and ϵ_D^E is proportional to $-\epsilon_{ee}^u$, as ϵ_{ee}^u increases, $|\langle A_{DN} \rangle|$ becomes larger. This yields a degeneracy between δm_{21}^2 and ϵ_{ee}^u in the measurement of the day-night asymmetry, i.e., a day-night asymmetry that is consistent with $\delta m_{21}^2 = 4.8 \times 10^{-5} \text{ eV}^2$ in the SM can also be obtained with $\delta m_{21}^2 = 7.5 \times 10^{-5} \text{ eV}^2$ and $\epsilon_{ee}^u = \epsilon_{ee}^d \sim 0.1$.

We also checked the dependence of the day-night asymmetry on the off-diagonal NSI parameters. Here we consider the case in which only $\epsilon_{e\tau}^u = \epsilon_{e\tau}^d$ is nonzero. As can be seen from Eqs. (7) and (8), ϵ_D^E is suppressed by $\sin \theta_{13}$ and ϵ_N^E is proportional to $-\epsilon_{e\tau}^u$ in this case. We first assume $\delta = 0$ and $\epsilon_{e\tau}^u$ is real for simplicity. In Fig. 4, we show the iso- $\langle A_{DN} \rangle$ contours in the space of δm_{21}^2 and $\epsilon_{e\tau}^u$. The results in Fig. 4 can be understood from Eq. (25). As $\epsilon_{e\tau}^u$ approaches 0.2, the factor $[2 \cos 2\theta_{12} \text{Re}(\epsilon_N^E) + \sin 2\theta_{12}(c_{13}^2 - 2\epsilon_D^E)]$ approaches zero. We also checked the complex case by varying δ and the phase of $\epsilon_{e\tau}^u$, and find that for $\delta m_{21}^2 = 7.5 \times 10^{-5} \text{ eV}^2$, the day-night asymmetry is always smaller than 2% for $|\epsilon_{e\tau}^u| < 0.4$. Since from Eq. (8) we know that the dominant contribution to ϵ_N^f comes from $\epsilon_{e\mu}^f$ and $\epsilon_{e\tau}^f$, and the global-fit constraints on $\epsilon_{e\mu}^f$ are stronger than on $\epsilon_{e\tau}^f$ [13], an off-diagonal NSI parameter always gives a small day-night asymmetry for $\delta m_{21}^2 = 7.5 \times 10^{-5} \text{ eV}^2$. We henceforth focus on the diagonal NSI parameters.

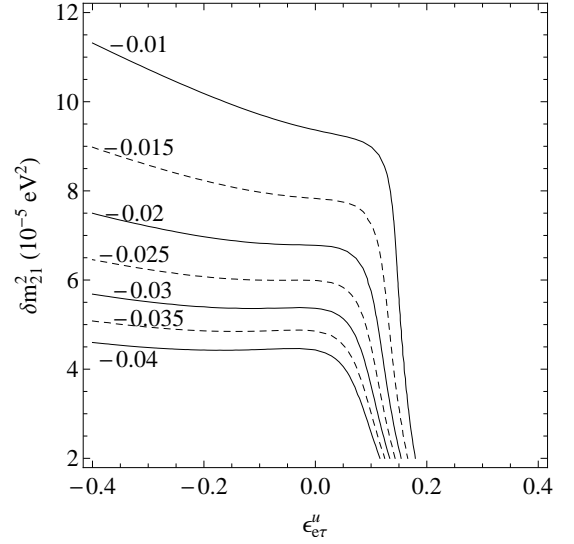


FIG. 4. Iso- $\langle A_{DN} \rangle$ contours in the $\epsilon_{e\tau}^u - \delta m_{21}^2$ plane. The parameters are the same as in Fig. 2, and $\sin^2 \theta_{12} = 0.031$, $\sin^2 \theta_{23} = 0.43$ and $\delta = 0$. For the NSI parameters, we assume $\epsilon_{e\tau}^u = \epsilon_{e\tau}^d$ is real, and all other NSI parameters are zero.

III. EXPERIMENTAL SIMULATIONS

A. Hyper-Kamiokande

Solar neutrino experiments like HK detect neutrinos via the elastic scattering reaction,

$$\nu_x + e^- \rightarrow \nu'_x + e^-, \quad (26)$$

The expected event rate for the reconstructed electron kinetic energy of T is [16]

$$R(T) = \mathcal{N} \int dE_\nu \times \quad (27)$$

$$[\Phi_B(E_\nu) + 1.462 \times 10^{-3} \Phi_{\text{hep}}(E_\nu)] S^{D,N}(E_\nu),$$

where \mathcal{N} is the overall normalization that gives the expected event rate in the absence of oscillations, Φ_B (Φ_{hep}) is the normalized 8B (hep) neutrino flux, and the factor 1.462×10^{-3} is the relative total flux of hep to 8B neutrinos in the standard solar model (SSM) (B16-GS98)[17]. The effective cross section is

$$S^{D,N}(E_\nu) = P^{D,N} \sigma_e + (1 - P^{D,N}) \sigma_\mu, \quad (28)$$

with

$$\sigma_i = \int dT \int dT' \frac{d\sigma_i}{dT'}(E_\nu, T') g(T, T'), \quad (29)$$

where $i = e, \mu$, T' is the true electron kinetic energy, $\frac{d\sigma_i}{dT'}(E_\nu, T')$ is the differential scattering cross section with radiative corrections taken from Ref. [18], and the energy resolution $g(T, T')$ is given by

$$g(T, T') = \frac{1}{\sqrt{2\pi}\sigma(T')} \exp \left[-\frac{(T - T')^2}{2\sigma(T')^2} \right]. \quad (30)$$

Since an energy resolution of 10% at 10 MeV is achievable at the HK experiment [19], we choose the energy resolution function,

$$\sigma(T') = (0.316 \text{ MeV}) \sqrt{\frac{T'}{\text{MeV}}}. \quad (31)$$

Due to Earth matter effects, the electron neutrino survival probability at night is zenith angle dependent. Given a particular zenith angle, the relative amount of time that the detector is exposed to the Sun is determined by the latitude of the detector site. We use the exposure function at Kamiokande from Ref. [20], and weight each zenith angle by the exposure function. To obtain the survival probabilities, we adopt the average value of the production-point densities of the electron, up-quark and down-quark in the Sun from Ref. [21], and use the GLoBES software [22] with the new physics tools developed in Ref. [23] to calculate P_{2e}^E numerically.

We first simulate the detector with a fiducial volume of 0.56 Mt and the electron kinetic energy threshold of 7.0 MeV from the old HK design [24]. We normalize the number of events in our simulation to 200 events per day [24]. Since the HK collaboration has updated their design with a new two-tank configuration for the detector [2], we change the fiducial volume to 0.187 Mt per tank and assume the threshold energy is 5.0 MeV. Ergo, we expect 152 events per day per tank for the new design. The 2TankHK-staged configuration [2] has one tank taking data for 6 years and a second tank is added for another 4 years. We checked that our sensitivity to the day-night asymmetry is consistent with Fig. 134 in Ref. [2] for a 6.5 MeV energy threshold.

In our simulation of the HK experiment, we also consider two Earth density profiles: the Preliminary Reference Earth Model (PREM) [25] and the FLATCORE model [26], in which the density of the core is a constant, as shown in Fig. 5. Note that the FLATCORE model does not match the Earth's mass, and we only use it as an example to study the effects of the Earth's density profile on our results.

B. JUNO

The 20-kt liquid scintillator JUNO experiment will detect reactor antineutrinos from two reactor complexes with a total power of 36 GW via the inverse beta-decay reaction,

$$\bar{\nu}_e + p \rightarrow e^+ + n. \quad (32)$$

Besides the primary goal of determining the neutrino mass hierarchy, JUNO will also provide a precise measurement of the solar neutrino oscillation parameters. We simulate the JUNO experiment using the GLoBES software with the tools developed in Refs. [23, 27]. The baseline of the experiment is 52.5 km and we take the detector energy resolution to be $3\%/\sqrt{E(\text{MeV})}$. With 6 years running, the detector will collect a total of 1.52×10^5 events. An

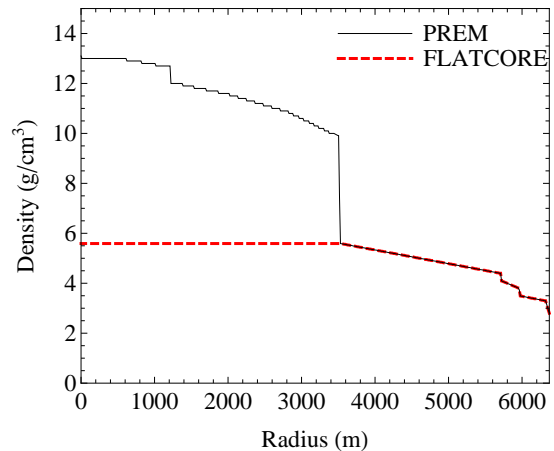


FIG. 5. The density profile of the Earth in two models.

overall normalization error of 5% and a linear energy scale uncertainty of 3% is implemented in our simulation [28]. We consider 200 bins from 1.8 MeV to 8.0 MeV, and checked that the spectrum produced from our simulation is in good agreement with that in Fig. 2-15 of Ref. [6].

IV. RESULTS

A. Resolving the tension in δm_{21}^2

Since solar data are not sensitive to parameters related to m_3 or the CP phase for the case we are considering, we fix $\sin^2 \theta_{13} = 0.023$, $\sin^2 \theta_{23} = 0.43$ and $\delta = 0$. We simulate HK and JUNO data with $\delta m_{21}^2 = 7.5 \times 10^{-5} \text{ eV}^2$, $\sin^2 \theta_{12} = 0.31$, $\delta m_{31}^2 = 2.43 \times 10^{-3} \text{ eV}^2$ for the normal mass hierarchy (NH), and $\epsilon_{ee}^u = \epsilon_{ee}^d = 0.1$, which gives a prediction for the day-night asymmetry that agrees with the current measurement at SK. We first perform a fit to only the SM parameters for each experiment separately to show how parameter degeneracies can occur with nonzero NSI, then perform a fit to the NSI parameters for the two experiments combined to study their ability to reject the SM. We always marginalize over the normal and inverted mass hierarchy (IH).

1. Day-night asymmetry

As an example, we first only use the day-night asymmetry in the HK analysis. The experimentally measured day-night asymmetry is defined as

$$A_{\text{DN}}^{\text{exp}} \equiv \frac{2(N_D - N_N)}{N_D + N_N}, \quad (33)$$

where N_D (N_N) denotes the total number of events detected in the day (night) time. We fit the SM to the simulated data with NSI. From Fig. 6, we see an allowed region for HK around $\delta m_{21}^2 = 4.8 \times 10^{-5} \text{ eV}^2$. Note that

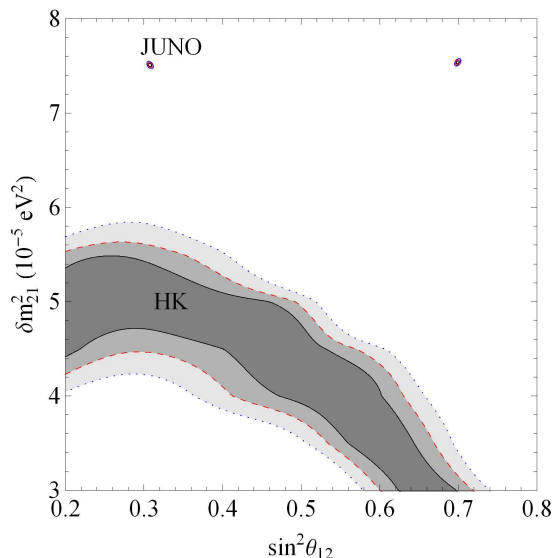


FIG. 6. 1σ , 2σ and 3σ allowed regions for HK and JUNO; for JUNO, note the second set of allowed regions at $\sin^2\theta_{12} = 0.69$. The data are simulated with $\delta m_{21}^2 = 7.5 \times 10^{-5} \text{ eV}^2$, $\sin^2\theta_{12} = 0.31$, NH, $\epsilon_{ee}^u = \epsilon_{ee}^d = 0.1$, and fit with the SM allowing for both mass hierarchies. Here only the day-night asymmetry is used in the analysis, and the PREM model is used for the Earth density profile.

the dependence of the HK allowed regions on $\sin^2\theta_{12}$ is consistent with the prediction of Eq. (25) shown in Fig. 3. The two sets of allowed regions for JUNO (shown for comparison) around $\sin^2\theta_{12} = 0.31$ and 0.69 are a consequence of the generalized mass-hierarchy degeneracy [29]. Although the exact generalized mass-hierarchy degeneracy requires $\epsilon_{ee} \rightarrow -\epsilon_{ee} - 2$, since JUNO is not sensitive to the NSI parameters, an approximate degeneracy holds.

2. Zenith-angle distribution

We now consider one bin with daytime data and six equisized (in the cosine of the zenith angle) nighttime bins, and define

$$\chi_{HK}^2 = \sum_{i=1}^7 \frac{(\alpha N_i^{\text{fit}} - N_i^{\text{data}})^2}{N_i^{\text{data}}} + \frac{(1 - \alpha)^2}{\sigma_\alpha^2}, \quad (34)$$

where $\sigma_\alpha = 12\%$ is the flux uncertainty in the SSM (B16-GS98)[17]. The results of a SM parameter space scan are shown in Fig. 7. The allowed regions around $\delta m_{21}^2 = 4.8 \times 10^{-5} \text{ eV}^2$ persist. Compared to Fig. 6, we see that the new analysis gives a better constraint on $\sin^2\theta_{12}$; however, the allowed regions in δm_{21}^2 are similar to those obtained from the day-night asymmetry. Hence the sensitivity to δm_{21}^2 at HK mainly comes from the day-night asymmetry, and HK alone cannot distinguish between the SM and NSI scenarios.

We also simulated data using the FLATCORE model for the Earth density profile. Then we fit the SM assuming

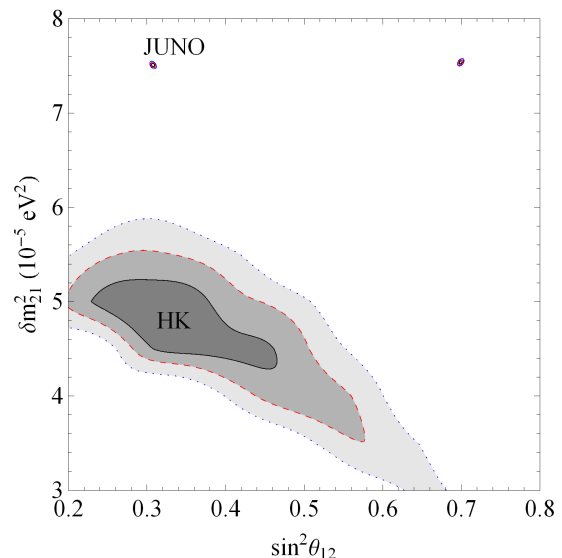


FIG. 7. Same as Fig. 6, except that the zenith-angle distribution is used in the analysis.

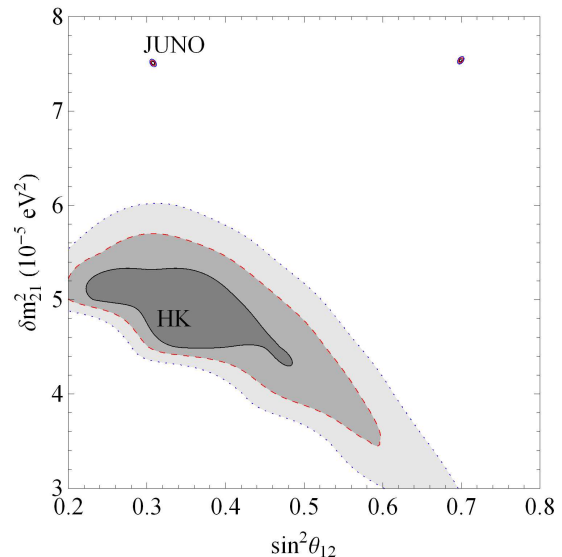


FIG. 8. Same as Fig. 7, except that the data are simulated with the FLATCORE model and fit with the PREM model.

the PREM model for the Earth density profile. The best-fit χ^2 to the HK data is 2.3, indicating that the PREM model provides a good fit to data simulated with the FLATCORE model. The allowed regions shown in Fig. 8 are similar to those in Fig. 7.

3. HK and JUNO combined analysis

Although HK data alone cannot distinguish between the SM and NSI scenarios, when combined with reactor data, measurements of the NSI parameters may be possible. We combine the data from JUNO and HK, and study their

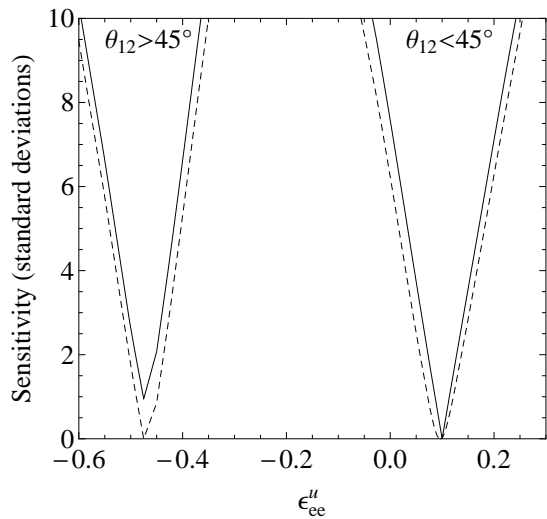


FIG. 9. The sensitivity to ϵ_{ee}^u for the HK and JUNO combined analysis when the true $\epsilon_{ee}^u = 0.1$. The data are simulated with $\delta m_{21}^2 = 7.5 \times 10^{-5} \text{ eV}^2$, $\sin^2 \theta_{12} = 0.31$ and NH. We assume $\epsilon_{ee}^u = \epsilon_{ee}^d$, and all other NSI parameters are zero. The solid (dashed) curves correspond to the case in which the data are simulated with the PREM (FLATCORE) model for the Earth density profile and fit with the PREM model.

sensitivities to the NSI parameters. For the HK analysis, we use the zenith-angle distribution. Using simulated data with $\epsilon_{ee}^u = \epsilon_{ee}^d = 0.1$ at JUNO and HK, we scan over the range of ϵ_{ee}^u that is consistent with the global fit in Ref. [13]. After marginalizing over δm_{21}^2 , θ_{12} and the mass hierarchy, we plot $\sqrt{\Delta\chi^2}$ as a function of ϵ_{ee}^u for the JUNO and HK combined analysis. The solid curves in Fig. 9 show that the SM (with $\epsilon_{ee}^u = 0$) is ruled out at 7.6σ , but large negative values of ϵ_{ee}^u are allowed at less than 3σ due to the generalized mass-hierarchy degeneracy.

In order to test the effect of the Earth density profile on our results, we also simulate the data with the FLATCORE model, and fit the data assuming the PREM model. The results are shown in Fig. 9 as the dashed curves. As expected, the sensitivity is reduced if the Earth density profile employed is inaccurate. However, the SM is still excluded at 6.2σ .

B. Detecting NSI

We now study the significance with which $\epsilon_{ee}^u = \epsilon_{ee}^d \neq 0$ can be established by ruling out the SM. We simulate data with $\delta m_{21}^2 = 7.5 \times 10^{-5} \text{ eV}^2$, NH, $\sin^2 \theta_{12} = 0.31$ ($\sin^2 \theta_{12} = 0.7$), and values of ϵ_{ee}^u that are roughly consistent with the global fit in Ref. [13] for the first (second) octant of θ_{12} . For each value of ϵ_{ee}^u we calculate the sensitivity to reject the SM allowing for both mass hierarchies. From Figs. 10 and 11, we see that the combination of HK and JUNO data can exclude the SM at high confidence

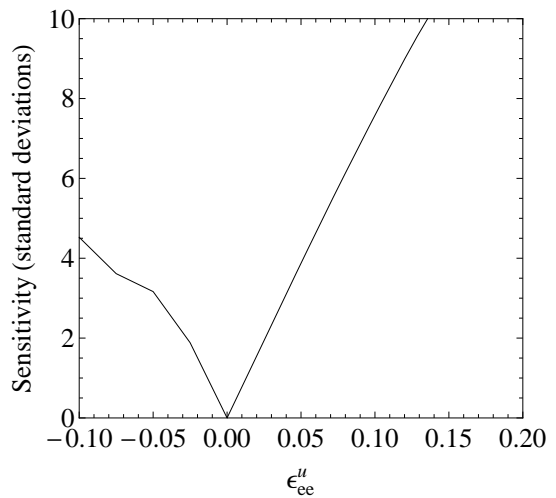


FIG. 10. The sensitivity to reject the SM as a function of true ϵ_{ee}^u for the HK and JUNO combined analysis. The data are simulated with $\delta m_{21}^2 = 7.5 \times 10^{-5} \text{ eV}^2$, $\sin^2 \theta_{12} = 0.31$, and NH.

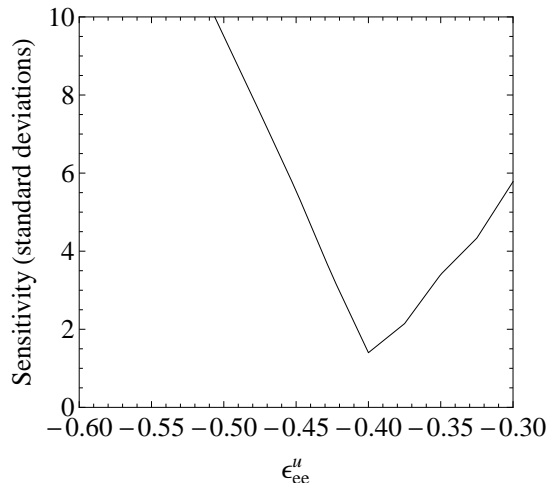


FIG. 11. Same as Fig. 10, except that the data are simulated with $\sin^2 \theta_{12} = 0.70$.

for a range of ϵ_{ee}^u values.² The kink on the left side of the curve in Fig. 10 arises because the second octant of θ_{12} and IH provides a better fit than the first octant for $\epsilon_{ee}^u \sim -0.05$. If $\sin^2 \theta_{12} = 0.7$, Fig. 11 shows that for $\epsilon_{ee}^u \sim -0.4$, the SM is allowed at less than 3σ as a result of the generalized mass-hierarchy degeneracy.

² Guided by the generalized mass-hierarchy degeneracy, we also simulated data for the IH by fixing $\delta m_{31}^2 = -2.355 \times 10^{-3} \text{ eV}^2$, thus yielding $(\delta m_{32}^2)_{\text{IH}} = -(\delta m_{31}^2)_{\text{NH}}$ for the simulated data. The sensitivity to reject the SM is identical to that in Figs. 10 and 11.

V. SUMMARY

We explored the discrepancy in the current measurements of δm_{21}^2 from the SK solar neutrino and KamLAND reactor antineutrino experiments in the framework of NSI. Since the discrepancy mainly stems from the measurement of the day-night asymmetry, we first derived an analytic formula for the day-night asymmetry in the presence of NSI in the three-neutrino framework. We studied the dependence of the day-night asymmetry on both the diagonal and off-diagonal NSI parameters using the formula. We find that a diagonal NSI parameter could yield a large day-night asymmetry. In particular, for $\delta m_{21}^2 = 7.5 \times 10^{-5} \text{ eV}^2$, the value preferred by KamLAND, $\epsilon_{ee}^u = \epsilon_{ee}^d = 0.1$ could give a day-night asymmetry that agrees with the current measurement at SK. We also find that an off-diagonal NSI parameter always yields a small day-night asymmetry for $\delta m_{21}^2 = 7.5 \times 10^{-5} \text{ eV}^2$.

Since current SK solar and KamLAND reactor experiments cannot resolve the tension we studied the potential of the future solar neutrino experiment at HK and the future reactor antineutrino experiment at JUNO to provide a resolution. We find that by combining HK and JUNO data, the SM scenario can be rejected at 7.6σ if $\epsilon_{ee}^u = \epsilon_{ee}^d = 0.1$. Due to the generalized mass-hierarchy degeneracy, larger negative values of ϵ_{ee}^u are also allowed at less than 3σ . We find our conclusions to be robust under reasonable variations of the Earth density profile. Further, we demonstrated that by combining HK and JUNO data, the SM can be excluded at high confidence for a range of ϵ_{ee}^u values.

Acknowledgments. We thank S.-H. Seo and M. B. Smy for helpful discussions regarding HK and SK. KW thanks the University of Hawaii at Manoa for its hospitality during part of this work. This research was supported in part by the U.S. DOE under Grant No. DE-SC0010504.

-
- [1] M. Maltoni and A. Y. Smirnov, Eur. Phys. J. A **52**, no. 4, 87 (2016) [arXiv:1507.05287 [hep-ph]].
 - [2] [Hyper-Kamiokande Collaboration], KEK-PREPRINT-2016-21, ICRR-REPORT-701-2016-1, <https://lib-extopc.kek.jp/preprints/PDF/2016/1627/1627021.pdf>
 - [3] K. Abe *et al.* [Super-Kamiokande Collaboration], Phys. Rev. D **94**, no. 5, 052010 (2016) [arXiv:1606.07538 [hep-ex]].
 - [4] B. Aharmim *et al.* [SNO Collaboration], Phys. Rev. C **88**, 025501 (2013) [arXiv:1109.0763 [nucl-ex]].
 - [5] A. Gando *et al.* [KamLAND Collaboration], Phys. Rev. D **83**, 052002 (2011) [arXiv:1009.4771 [hep-ex]].
 - [6] F. An *et al.* [JUNO Collaboration], J. Phys. G **43**, no. 3, 030401 (2016) [arXiv:1507.05613 [physics.ins-det]].
 - [7] T. Ohlsson, Rept. Prog. Phys. **76**, 044201 (2013) [arXiv:1209.2710 [hep-ph]]; O. G. Miranda and H. Nunokawa, New J. Phys. **17**, no. 9, 095002 (2015) [arXiv:1505.06254 [hep-ph]].
 - [8] L. Wolfenstein, Phys. Rev. D **17**, 2369 (1978).
 - [9] M. M. Guzzo, A. Masiero and S. T. Petcov, Phys. Lett. B **260**, 154 (1991).
 - [10] S. P. Mikheev and A. Y. Smirnov, Sov. J. Nucl. Phys. **42**, 913 (1985) [Yad. Fiz. **42**, 1441 (1985)].
 - [11] K. A. Olive *et al.* [Particle Data Group Collaboration], Chin. Phys. C **38**, 090001 (2014).
 - [12] E. K. Akhmedov, M. A. Tortola and J. W. F. Valle, JHEP **0405**, 057 (2004) [hep-ph/0404083].
 - [13] M. C. Gonzalez-Garcia and M. Maltoni, JHEP **1309**, 152 (2013) [arXiv:1307.3092].
 - [14] J. Liao, D. Marfatia and K. Whisnant, Phys. Rev. D **92**, no. 7, 073004 (2015) [arXiv:1506.03013 [hep-ph]].
 - [15] A. Friedland, C. Lunardini and C. Pena-Garay, Phys. Lett. B **594**, 347 (2004) [hep-ph/0402266].
 - [16] V. D. Barger, D. Marfatia, K. Whisnant and B. P. Wood, Phys. Rev. D **64**, 073009 (2001) [hep-ph/0104095].
 - [17] N. Vinyoles *et al.*, Astrophys. J. **835**, no. 2, 202 (2017) [arXiv:1611.09867 [astro-ph.SR]].
 - [18] J. N. Bahcall, M. Kamionkowski and A. Sirlin, Phys. Rev. D **51**, 6146 (1995) [astro-ph/9502003].
 - [19] S.-H. Seo, private communication.
 - [20] J. N. Bahcall and P. I. Krastev, Phys. Rev. C **56**, 2839 (1997) [hep-ph/9706239].
 - [21] J. N. Bahcall, M. H. Pinsonneault and S. Basu, Astrophys. J. **555**, 990 (2001) [astro-ph/0010346].
 - [22] P. Huber, M. Lindner and W. Winter, Comput. Phys. Commun. **167**, 195 (2005) [hep-ph/0407333]; P. Huber, J. Kopp, M. Lindner, M. Rolinec and W. Winter, Comput. Phys. Commun. **177**, 432 (2007) [hep-ph/0701187].
 - [23] J. Kopp, M. Lindner, T. Ota and J. Sato, Phys. Rev. D **77**, 013007 (2008) [arXiv:0708.0152 [hep-ph]].
 - [24] K. Abe *et al.*, arXiv:1109.3262 [hep-ex].
 - [25] A. M. Dziewonski and D. L. Anderson, Phys. Earth Planet. Interiors **25**, 297 (1981).
 - [26] K. Hoshina and H. Tanaka, EGU General Assembly Conference Abstracts **14**, 3246 (2012).
 - [27] J. Kopp, T. Ota and W. Winter, Phys. Rev. D **78**, 053007 (2008) [arXiv:0804.2261 [hep-ph]].
 - [28] M. Blennow and T. Schwetz, JHEP **1309**, 089 (2013) [arXiv:1306.3988 [hep-ph]].
 - [29] P. Bakhti and Y. Farzan, JHEP **1407**, 064 (2014) [arXiv:1403.0744 [hep-ph]]; P. Coloma and T. Schwetz, Phys. Rev. D **94**, no. 5, 055005 (2016) [arXiv:1604.05772 [hep-ph]].