

SppC-based energy frontier lepton-proton colliders: luminosity and physics

A. C. Canbay^{1,2}, U. Kaya^{1,2}, B. Ketenoglu^{3,*}, B. B. Oner¹, S. Sultansoy^{1,4}

¹TOBB University of Economics and Technology, Ankara, Turkey

²Ankara University, Department of Physics, Ankara, Turkey

³Ankara University, Department of Engineering Physics, Ankara, Turkey

⁴ANAS Institute of Physics, Baku, Azerbaijan

*Correspondence: bketen@eng.ankara.edu.tr

March 2017

Abstract. In this study, main parameters of Super proton-proton Collider (SppC) based lepton-proton colliders are estimated. For electron beam parameters, highest energy International Linear Collider (ILC) and Plasma Wake Field Accelerator-Linear Collider (PWFA-LC) options are taken into account. For muon beams, 1.5 TeV and 3 TeV center of mass energy Muon Collider parameters are used. In addition, ultimate μp collider which assumes construction of additional 50 TeV muon ring in the SppC tunnel is considered as well. It is shown that $L_{ep} \sim 10^{32} \text{ cm}^{-2} \text{ s}^{-1}$ can be achieved with moderate upgrade of the SppC proton beam parameters. Physics search potential of proposed lepton-proton colliders is illustrated by considering small Bjorken x region as an example of SM physics and resonant production of color octet leptons as an example of BSM physics.

1. Introduction

It is known that lepton-hadron scattering had played crucial role in our understanding of deep inside of matter. For example, electron scattering on atomic nuclei reveals structure of nucleons in Hofstadter experiment [1]. Moreover, quark parton model was originated from lepton-hadron collisions at SLAC [2]. Extending the kinematic region by two orders of magnitude both in high Q^2 and small x , HERA (the first and still unique lepton-hadron collider) with $\sqrt{s} = 0.32$ TeV has shown its superiority compared to the fixed target experiments and provided parton distribution functions (PDF) for LHC and Tevatron experiments. Unfortunately, the region of sufficiently small x ($< 10^{-6}$) and high Q^2 ($\geq 10 \text{ GeV}^2$), where saturation of parton densities should manifest itself, has not been reached yet. Hopefully, LHeC [3] with $\sqrt{s} = 1.3$ TeV will give opportunity to investigate this region.

Construction of linear e^+e^- -colliders (or dedicated linac) and muon colliders (or dedicated muon ring) tangential to the future circular pp colliders, FCC or SppC, as

shown in Fig. 1, will give opportunity to use highest energy proton beams in order to obtain highest center of mass energy in lepton-hadron and photon-hadron collisions.

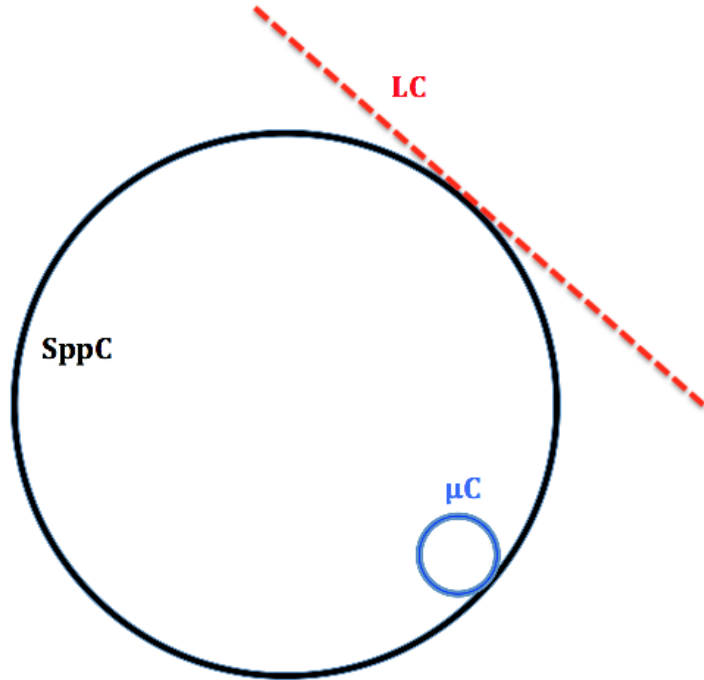


Figure 1. Possible configuration for SppC, linear collider (LC) and muon collider (μC)

FCC is the future 100 TeV center-of-mass energy pp collider studied at CERN and supported by European Union within the Horizon 2020 Framework Programme for Research and Innovation [4]. SppC is the Chinese analog of the FCC. Main parameters of the SppC proton beam [5] are presented in Table I. The FCC based ep and μp colliders have been considered recently (see [6] and references therein).

Table 1. Main parameters of proton beams in SppC

| | | |
|--|-------|-------|
| Beam Energy (TeV) | 35.6 | 68.0 |
| Circumference (km) | 54.7 | 100.0 |
| Peak Luminosity ($10^{34} \text{ cm}^{-2} \text{ s}^{-1}$) | 11 | 102 |
| Particle per Bunch (10^{10}) | 20 | 20 |
| Norm. Transverse Emittance (μm) | 4.10 | 3.05 |
| β^* amplitude function at IP (m) | 0.75 | 0.24 |
| IP beam size (μm) | 9.0 | 3.04 |
| Bunches per Beam | 5835 | 10667 |
| Bunch Spacing (ns) | 25 | 25 |
| Bunch length (mm) | 75.5 | 15.8 |
| Beam-beam parameter, ξ_{pp} | 0.006 | 0.008 |

In this paper we consider SppC-based ep and μp colliders. In Section 2, main parameters of proposed colliders, namely center of mass energy and luminosity, are estimated taken into account beam-beam tune shift and disruption effects. Physics search potential of the SppC-based lp colliders have been evaluated in Section 3, where small Bjorken-x region is considered as an example of the SM physics and resonant production of color octet leptons is considered as an example of the BSM physics. Our conclusions and recommendations are presented in Section 4.

2. Main Parameters of the SppC-Based ep and μp Colliders

General expression for luminosity of SppC based lp colliders is given by (l denotes electron or muon):

$$L_{lp} = \frac{N_l N_p}{4\pi \max[\sigma_{x_p}, \sigma_{x_l}] \max[\sigma_{y_p}, \sigma_{y_l}]} \min[f_{c_p}, f_{c_l}] \quad (1)$$

where N_l and N_p are numbers of leptons and protons per bunch, respectively; σ_{x_p} (σ_{x_l}) and σ_{y_p} (σ_{y_l}) are the horizontal and vertical proton (lepton) beam sizes at interaction point (IP); f_{c_l} and f_{c_p} are LC/ μ C and SppC bunch frequencies. f_c is expressed by $f_c = N_b f_{rep}$, where N_b denotes number of bunches, f_{rep} means revolution frequency for SppC/ μ C and pulse frequency for LC. In order to determine collision frequency of lp collider, minimum value should be chosen among lepton and hadron bunch frequencies. Some of these parameters can be rearranged in order to maximize L_{lp} but one should note that there are main limitations due to beam-beam effects that should be kept in mind. While beam-beam tune shift affects proton and muon beams, disruption has influence on electron beams.

Disruption parameter for electron beam is given by:

$$D_{x_e} = \frac{2 N_p r_e \sigma_{z_p}}{\gamma_e \sigma_{x_p} (\sigma_{x_p} + \sigma_{y_p})} \quad (2)$$

$$D_{y_e} = \frac{2 N_p r_e \sigma_{z_p}}{\gamma_e \sigma_{y_p} (\sigma_{y_p} + \sigma_{x_p})} \quad (3)$$

where, $r_e = 2.82 \times 10^{-15} m$ is classical radius for electron, γ_e is the Lorentz factor of electron beam, σ_{x_p} and σ_{y_p} are horizontal and vertical proton beam sizes at IP, respectively.

σ_{z_p} is bunch length of proton beam. Beam-beam parameter for proton beam is given by:

$$\xi_{x_p} = \frac{N_l r_p \beta_p^*}{2\pi \gamma_p \sigma_{x_l} (\sigma_{x_l} + \sigma_{y_l})} \quad (4)$$

$$\xi_{y_p} = \frac{N_l r_p \beta_p^*}{2\pi \gamma_p \sigma_{y_l} (\sigma_{y_l} + \sigma_{x_l})} \quad (5)$$

where r_p is classical radius for proton, $r_p = 1.54 \times 10^{-18} m$, β_p^* is beta function of proton beam at IP, γ_p is the Lorentz factor of proton beam. σ_{x_l} and σ_{y_l} are horizontal and vertical sizes of lepton beam at IP, respectively.

Beam-beam parameter for muon beam is given by:

$$\xi_{x_\mu} = \frac{N_p r_\mu \beta_\mu^*}{2\pi \gamma_\mu \sigma_{x_l} (\sigma_{x_p} + \sigma_{y_p})} \quad (6)$$

$$\xi_{y_\mu} = \frac{N_p r_\mu \beta_\mu^*}{2\pi \gamma_\mu \sigma_{y_p} (\sigma_{y_p} + \sigma_{x_p})} \quad (7)$$

where $r_\mu = 1.37 \times 10^{-17} m$ is classical muon radius, β_p^* is beta function of proton beam at IP, γ_p is the Lorentz factor of muon beam. σ_{x_p} and σ_{y_p} are horizontal and vertical sizes of proton beam at IP, respectively.

2.1. ep option

In this subsection, we consider ILC (International Linear Collider) [7] and PWFA-LC (Plasma Wake Field Accelerator - Linear Collider) [8] as a source of electron/positron beam for SppC-based ep colliders. Main parameters of ILC and PWFA-LC electron beams are given Table 2.

Table 2. Main parameters of the ILC (second coloumn) and PWFA-LC (third column) electron beams.

| | | |
|--|-------|------------------|
| Beam Energy (GeV) | 500 | 5000 |
| Peak Luminosity ($10^{34} \text{ cm}^{-2} \text{ s}^{-1}$) | 4.90 | 6.27 |
| Particle per Bunch (10^{10}) | 1.74 | 1.00 |
| Norm. Horiz. Emittance (μm) | 10.0 | 10.0 |
| Norm. Vert. Emittance (nm) | 30.0 | 35.0 |
| Horiz. β^* amplitude function at IP (mm) | 11.0 | 11.0 |
| Vert. β^* amplitude function at IP (mm) | 0.23 | 0.099 |
| Horiz. IP beam size (nm) | 335 | 106 |
| Vert. IP beam size (nm) | 2.70 | 59.8 |
| Bunches per Beam | 2450 | 1 |
| Repetition Rate (Hz) | 4.00 | 5000 |
| Beam Power at IP (MW) | 27.2 | 40 |
| Bunch Spacing (ns) | 366 | 20×10^4 |
| Bunch length (mm) | 0.225 | 0.02 |

It is seen that bunch spacings of ILC and PWFA-LC are much greater than SppC bunch spacing. On the other hand, transverse size of proton beam is much greater than transverse sizes of electron beam. Therefore, Eq. (1) for luminosity turns into:

$$L_{ep} = \frac{N_e N_p}{4\pi\sigma_p^2} f_{ce} \quad (8)$$

For transversely matched electron and proton beams at IP, equations for electron beam disruption and proton beam tune shift become:

$$D_e = \frac{N_p r_e \sigma_{zp}}{\gamma_e \sigma_p^2} \quad (9)$$

$$\xi_p = \frac{N_e r_p \beta_p^*}{4\pi\gamma_p \sigma_p^2} = \frac{N_e r_p}{4\pi\epsilon_{np}} \quad (10)$$

where ϵ_{np} is normalized transverse emittance of proton beam.

Calculated values of L_{ep} , D_e and ξ_p parameters for LC \otimes SppC based ep colliders are given in Table 3. The values for luminosity given in parantheses represents results of beam beam simulations by ALOHEP software [9], which is being developed for linac-ring type ep colliders.

Table 3. Main parameters of LC \otimes SppC based ep colliders

| E_e , TeV | E_p , TeV | \sqrt{s} , TeV | L_{ep} , $\text{cm}^{-2} \text{ s}^{-1}$ | D_e | ξ_p , 10^{-3} |
|-------------|-------------|------------------|--|-------|---------------------|
| 0.5 | 35.6 | 8.44 | 3.35 (6.64) $\times 10^{30}$ | 0.537 | 0.5 |
| 0.5 | 68 | 11.66 | 2.69 (5.33) $\times 10^{31}$ | 0.902 | 0.7 |
| 5 | 35.6 | 26.68 | 0.98 (1.94) $\times 10^{30}$ | 0.054 | 0.3 |
| 5 | 68 | 36.88 | 0.78 (1.56) $\times 10^{31}$ | 0.090 | 0.4 |

In order to increase luminosity of ep collisions LHeC-like upgrade of the SppC proton beam parameters have been used. Namely, β function of proton beam at IP is arranged to be 7.5/2.4 times lower (0.1 m instead of 0.75/0.24 m) which corresponds to LHeC and THERA designs [3, 10] which leads to increase of luminosity by factor 7.5 and 2.4 for SppC with 35.6 TeV and 68 TeV proton beam, respectively. In principle "dynamic focusing scheme" [11] which was proposed for THERA, could provide additional factor of 3-4. Therefore, luminosity values exceeding $10^{32} \text{cm}^{-2} \text{s}^{-1}$ can be achieved for all options presented in Table 3. Concerning ILC \otimes SppC based ep colliders, a new scheme for energy recovery proposed for higher-energy LHeC (see Section 7.1.5 in [3]) may give an opportunity to increase luminosity by an additional order, resulting in L_{ep} exceeding $10^{33} \text{cm}^{-2} \text{s}^{-1}$. Unfortunately, this scheme can not be applied at PWFA-LC \otimes SppC.

2.2. μp option

Muon-proton colliders were proposed almost two decades ago: construction of additional proton ring in $\sqrt{s}=4$ TeV muon collider tunnel was suggested in [12], construction of additional 200 GeV energy muon ring in the Tevatron tunnel was considered in [13], and ultimate μp collider with 50 TeV proton ring in $\sqrt{s}=100$ TeV muon collider tunnel was suggested in [14]. Here, we consider construction of TeV energy muon colliders (μC) [15] tangential to the SppC. Parameters of μC are given in Table 4.

Keeping in mind that both SppC and μC have round beams, luminosity Eq. (1) turns to:

$$L_{pp} = f_{pp} \frac{N_p^2}{4\pi\sigma_p^2} \quad (11)$$

$$L_{\mu\mu} = f_{\mu\mu} \frac{N_\mu^2}{4\pi\sigma_\mu^2} \quad (12)$$

for SppC- pp and μC , respectively. Concerning muon-proton collisions one should use larger transverse beam sizes and smaller collision frequency values. Keeping in mind that $f_{\mu\mu}$ is smaller than f_{pp} by more than two orders, following correlation between μp and $\mu\mu$ luminosities take place:

$$L_{\mu p} = \left(\frac{N_p}{N_\mu}\right) \left(\frac{\sigma_\mu}{\max[\sigma_p, \sigma_\mu]}\right)^2 L_{\mu\mu} \quad (13)$$

Using nominal parameters of $\mu\mu$ colliders given in Table 4, parameters of the SppC based μp colliders are calculated according to Eq. (13) and presented in Table 5. Concerning beam beam tune shifts, for round and matched beams Eqs. (4,5) and Eqs. (6,7) turns to:

$$\xi_p = \frac{N_\mu r_p \beta_p^*}{4\pi\gamma_p \sigma_\mu^2} = \frac{N_\mu r_p}{4\pi\epsilon_{np}} \quad (14)$$

and

$$\xi_\mu = \frac{N_p r_\mu \beta_\mu^*}{4\pi \gamma_\mu \sigma_p^2} = \frac{N_p r_\mu}{4\pi \epsilon_{n\mu}}, \quad (15)$$

respectively.

As one can see from Table 5, where nominal parameters of SppC proton beam are used, ξ_p is unacceptably high and should be decreased to 0.02 which seems acceptable for μp colliders [13].

According to Eq.(14), ξ_p can be decreased, for example, by decrement of N_μ which leads to corresponding reduction of luminosity (three times and four times for μp 35.6 TeV and 68 TeV, respectively). Alternatively, crab crossing [16] can be used for decreasing of ξ_p without change of the luminosity.

Table 4. Main parameters of the muon beams.

| | | |
|---|------------|--------------|
| Beam Energy (GeV) | 750 | 1500 |
| Circumference (km) | 2.5 | 4.5 |
| Average Luminosity ($10^{34} \text{ cm}^{-2} \text{ s}^{-1}$) | 1.25 | 4.4 |
| Particle per Bunch (10^{12}) | 2 | 2 |
| Norm. Trans. Emitt. (mm-rad) | 0.025 | 0.025 |
| β^* amplitude function at IP (cm) | 1(0.5 – 2) | 0.5(0.3 – 3) |
| IP beam size (μm) | 6 | 3 |
| Bunches per Beam | 1 | 1 |
| Repetition Rate (Hz) | 15 | 12 |
| Bunch Spacing (ns) | 8300 | 15000 |
| Bunch length (cm) | 1 | 0.5 |

Table 5. Main parameters of SppC based μp colliders

| E_μ , TeV | E_p , TeV | \sqrt{S} , TeV | $L_{\mu p}$, $\text{cm}^{-2} \text{ s}^{-1}$ | ξ_μ | ξ_p |
|---------------|-------------|------------------|---|----------------------|----------------------|
| 0.75 | 35.6 | 10.33 | 5.5×10^{32} | 8.7×10^{-3} | 6.0×10^{-2} |
| 0.75 | 68 | 14.28 | 12.5×10^{32} | 8.7×10^{-3} | 8.0×10^{-2} |
| 1.5 | 35.6 | 14.61 | 4.9×10^{32} | 8.7×10^{-3} | 6.0×10^{-2} |
| 1.5 | 68 | 20.2 | 42.8×10^{32} | 8.7×10^{-3} | 8.0×10^{-2} |

2.3. Ultimate μp option

This option can be realized if an additional muon ring is constructed in the SppC tunnel. In order to estimate CM energy and luminosity of μp collisions we use muon beam parameters from Ref. [17] where 100 TeV center of mass energy muon collider with 100 km ring circumference have been proposed. These parameters are presented in Table 6. CM energy, luminosity and tune shifts for ultimate μp collider are given in Table 7. Again ξ_μ and ξ_p can be decreased by lowering of N_p and N_μ respectively or crab crossing

can be used without change of the luminosity.

Table 6. Main parameters of the ultimate muon beam.

| | |
|---|------|
| Beam Energy (TeV) | 50 |
| Circumference (km) | 100 |
| Average Luminosity ($10^{34} \text{ cm}^{-2} \text{ s}^{-1}$) | 100 |
| Particle per Bunch (10^{12}) | 0.80 |
| Norm. Trans. Emitt. (mm-mrad) | 8.7 |
| β^* amplitude function at IP (mm) | 2.5 |
| IP beam size (μm) | 0.21 |
| Bunches per Beam | 1 |
| Repetition Rate (Hz) | 7.9 |
| Bunch Spacing (μs) | 333 |
| Bunch length (mm) | 2.5 |

Table 7. Main parameters of the ultimate SppC based μp collider.

| E_μ , TeV | E_p , TeV | \sqrt{S} , TeV | $L_{\mu p}$, $\text{cm}^{-2} \text{ s}^{-1}$ | ξ_μ | ξ_p |
|---------------|-------------|------------------|---|----------------------|----------------------|
| 50 | 68 | 116.6 | 1.2×10^{33} | 2.6×10^{-2} | 3.5×10^{-2} |

3. Physics

In order to evaluate physics search potential of the SppC-based lp colliders we consider two phenomena, namely, small Björken x region is considered as an example of the SM physics and resonant production of color octet electron and muon is considered as an example of the BSM physics.

3.1. Small Björken x

Investigation of extremely small x region ($x < 10^{-6}$) at sufficiently large Q^2 ($> 10 \text{ GeV}^2$), where saturation of parton density should manifest itself, is crucial for understanding of QCD basics. Smallest investigatable x is given by Q^2/S . In Table 8, we present smallest x values for different SppC based lepton-proton colliders (E_p is chosen as 68 TeV).

Table 8. Reachable Björken x values.

| E_l (TeV) | 0.5 | 5 | 1.5 | 50 |
|-------------|--------------------|--------------------|--------------------|---------------------|
| x | 7×10^{-8} | 7×10^{-9} | 2×10^{-8} | 7×10^{-10} |

3.2. Color octet leptons

Color octet leptons (l_8) are predicted in preonic models with colored preons [18]. Resonant production of color octet electron (e_8) and muon (μ_8) at the FCC based lp colliders have been considered in [19] and [20] respectively. Performing similar analyses for SppC based lp colliders we obtain mass discovery limits for e_8 and μ_8 in $\Lambda = M_{l_8}$ case (where Λ is compositeness scale) which are presented in Figs 2 and 3, respectively. Discovery mass limit value for LHC and SppC are obtained by rescaling ATLAS/CMS second generation LQ results [21, 22] using the method developed by G. Salam and A. Weiler [23]. For lepton colliders, it is obvious that discovery mass limit for pair production of l_8 are approximately half of CM energies. It is seen that l_8 search potential of SppC based lp colliders overwhelmingly exceeds that of LHC and lepton colliders. Moreover lp colliders will give an opportunity to determine compositeness scale (for details see [19, 20]).

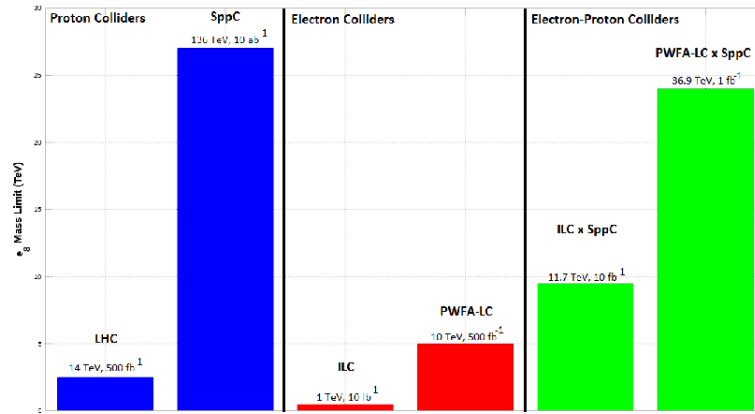


Figure 2. Discovery mass limits for color octet electron at different pp, e^+e^- and ep colliders.

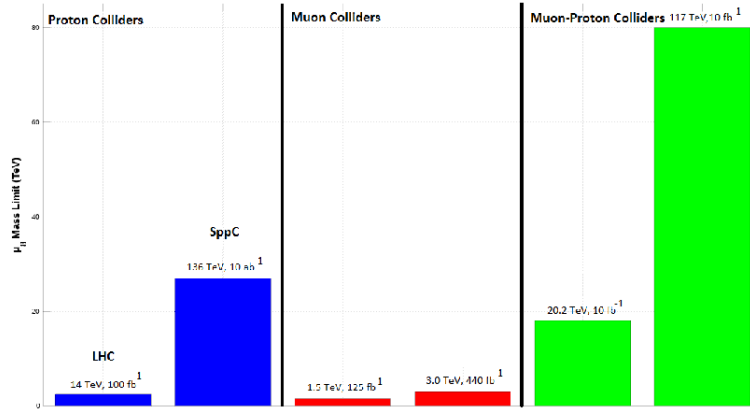


Figure 3. Discovery mass limits for color octet muon at different pp, $\mu^+\mu^-$ and μp colliders.

4. Conclusion

It is shown that construction of linear e^+e^- -colliders (or dedicated linac) and muon colliders (or dedicated muon ring) tangential to the SppC will give opportunity to handle lepton-proton collisions with multi-TeV CM energies and sufficiently high luminosities. Concerning SM physics, these machines will certainly shed light on QCD basics. BSM search potential of lp colliders essentially exceeds that of corresponding lepton colliders. Also these type of colliders exceed the search potential of the SppC itself for a lot of BSM phenomena.

Acceleration of ion beams at the SppC will give opportunity to provide multi-TeV center of mass energy in eA and μ A collisions. In addition, electron beam can be converted to high energy photon beam using Compton back-scattering of laser photons which will give opportunity to construct LC \otimes SppC based γ p and γ A colliders. Studies on these topics are ongoing.

In conclusion, systematic study of accelerator, detector and physics search potential issues of the SppC based ep, eA, γ p, γ A, μ p and μ A colliders are essential to foreseen the future of particle physics. Certainly, realization of these machines depend on the future results from the LHC as well as FCC and/or SppC.

5. Acknowledgments

This study is supported by TUBITAK under the grant no 114F337.

6. References

- [1] R. Hofstadter and R. W. McAllister, Phys. Rev. 98, 217 (1955).
- [2] J. I. Friedman and H. W. Kendall, Ann. Rev. Nucl. Sci. 2, 203 (1972).
- [3] J. L. Abelleira Fernandez et al. (LHeC Study Group), J. Phys. G: Nucl. Part. Phys. 39, 075001 (2012).
- [4] FCC web site, <https://fcc.web.cern.ch>.
- [5] F. Su et al. "SPPC Parameter Choice and Lattice Design." 7th International Particle Accelerator Conference (IPAC'16), Busan, Korea, May 8-13, 2016. JACOW, Geneva, Switzerland, 2016.
- [6] Y.C. Acar et al., FCC Based Lepton-Hadron and Photon-Hadron Colliders: Luminosity and Physics, arXiv:1608.02190 [physics.acc-ph].
- [7] C. Adolphsen et al., The International Linear Collider Technical Design Report-Volume 3. II; arXiv:1306.6328.
- [8] J-P. Delahaye et al., A Beam Driven Plasma-Wakefield Linear Collider from Higgs Factory to Multi-TeV, in Proceedings of the Fifth International Particle Accelerator Conference, 2014 (Dresden, Germany), p. 3791.
- [9] <http://alohep.hepforge.org>.
- [10] The THERA Book, edited by U. Katz, M. Klein, A. Levy, and S. Schlenstedt, DESY-LC-REV-2001-062 2001.
- [11] R. Brinkmann and M. Dohlus, A method to overcome the bunch length limitations on β_p^* for electron-proton colliders, DESY-M-95-11 1995.
- [12] I. F. Ginzburg, in proceedings of Ankara Workshop.... Turk J. Phys 22, 607 (1998).

- [13] V. D. Shiltsev, An asymmetric muon proton collider: luminosity consideration, in Proceedings of 1997 Particle Accelerator Conference, 1998 (Vancouver, British Columbia, Canada), p. 420.
- [14] S. Sultansoy, The post-HERA era: brief review of future lepton-hadron and photon-hadron colliders, DESY 99-159; arXiv:hep-ph/9911417v2.
- [15] J. P. Delahaye et al., Enabling intensity and energy frontier science with a muon accelerator facility in the U.S., arXiv:1308.0494v2 [physics.acc-ph].
- [16] V. Silvia, et al., Crab cavities for colliders: past, present and future. Nuclear and Particle Physics Proceedings 273 (2016): 193-197.
- [17] B. J. King, Parameter Sets for 10 TeV and 100 TeV Muon Colliders, and their Study at the HEMC'99 Workshop, arXiv:physics/0005008v1 [physics.acc-ph]
- [18] D Souza I A and Kalman C S 1992 PREONS: Models of Leptons, Quarks and Gauge Bosons as Composite Objects (Singapore: World Scientific)
- [19] Y.C. Acar, U. Kaya, B.B. Oner, and S. Sultansoy, Color octet electron search potential of the FCC based e-p colliders, J.Phys. G44 (2017) 045005, arXiv:1605.08028v2 [hep-ph]
- [20] Y.C. Acar, U. Kaya and B.B. Oner, Resonant Production of Color Octet Muons at the Future Circular Collider Based Muon-Proton Colliders, arXiv:1703.04030v2 [hep-ph]
- [21] ATLAS Collaboration, Search for scalar leptoquarks in pp collisions at $\sqrt{S}=13$ TeV with the ATLAS experiment, arXiv:1605.06035v2 [hep-ex].
- [22] V. Khachatryan et al. (CMS Collaboration), Search for pair production of first and second generation leptoquarks in proton-proton collisions at $\sqrt{S}= 8$ TeV, Phys. Rev. D 93, (2016) 032004.
- [23] G. Salam and A. Weiler, The Collider Reach project, <http://collider-reach.web.cern.ch/collider-reach>.