

ELASTIC SPLINES II: UNICITY OF OPTIMAL S-CURVES AND G^2 REGULARITY OF SPLINES

ALBERT BORBÉLY & MICHAEL J. JOHNSON

ABSTRACT. Given points P_1, P_2, \dots, P_m in the complex plane, we are concerned with the problem of finding an interpolating curve with minimal bending energy (i.e., an optimal interpolating curve). It was shown previously that existence is assured if one requires that the pieces of the interpolating curve be s-curves. In the present article we also impose the restriction that these s-curves have chord angles not exceeding $\pi/2$ in magnitude. With this setup, we have identified a sufficient condition for the G^2 regularity of optimal interpolating curves. This sufficient condition relates to the stencil angles $\{\psi_j\}$, where ψ_j is defined as the angular change in direction from segment $[P_{j-1}, P_j]$ to segment $[P_j, P_{j+1}]$. A distinguished angle Ψ ($\approx 37^\circ$) is identified, and we show that if the stencil angles satisfy $|\psi_j| < \Psi$, then optimal interpolating curves are globally G^2 .

As with the previous article, most of our effort is concerned with the geometric Hermite interpolation problem of finding an optimal s-curve which connects P_1 to P_2 with prescribed chord angles (α, β) . Whereas existence was previously shown, and sometimes uniqueness, the present article begins by establishing uniqueness when $|\alpha|, |\beta| \leq \pi/2$ and $|\alpha - \beta| < \pi$.

1. Introduction

Given points P_1, P_2, \dots, P_m in the complex plane \mathbb{C} with $P_j \neq P_{j+1}$, we are concerned with the problem of finding a *fair* curve which interpolates the given points. The present contribution is a continuation of [3] and so we adopt much of the notation used there. In particular, an **interpolating curve** is an absolutely-continuously differentiable function $F : [a, b] \rightarrow \mathbb{C}$, with F' non-vanishing, for which there exist times $a = t_1 < t_2 < \dots < t_m = b$ such that $F(t_j) = P_j$. We treat F as a curve consisting of $m - 1$ pieces; the j -th piece of F , denoted $F_{[t_j, t_{j+1}]}$, runs from P_j to P_{j+1} . It is known (see [2]) that there does not exist an interpolating curve with minimal bending energy, except in the trivial case when the interpolation points lie sequentially along a line. In [3], it was shown that existence is assured if one imposes the additional condition that each piece of the interpolating curve be an s-curve. Here, an **s-curve** is a curve which first turns monotonically at most 180° in one direction (either counter-clockwise or clockwise) and then turns monotonically at

1991 *Mathematics Subject Classification.* 41A15, 65D17, 41A05.

Key words and phrases. spline, nonlinear spline, elastica, bending energy, curve fitting, interpolation. This work was supported and funded by Kuwait University, Research Project No. SM 01/14

most 180° in the opposite direction. Incidentally, a **c-curve** is an s-curve which turns in only one direction, and a **u-turn** is a c-curve which turns a full 180° . Associated with an s-curve $f : [a, b] \rightarrow \mathbb{C}$ (see Fig. 1) are its **breadth** $L = |f(b) - f(a)|$ and **chord angles** (α, β) , defined by

$$\alpha = \arg \frac{f'(a)}{f(b) - f(a)}, \quad \beta = \arg \frac{f'(b)}{f(b) - f(a)},$$

where \arg is defined with the usual range $(-\pi, \pi]$.

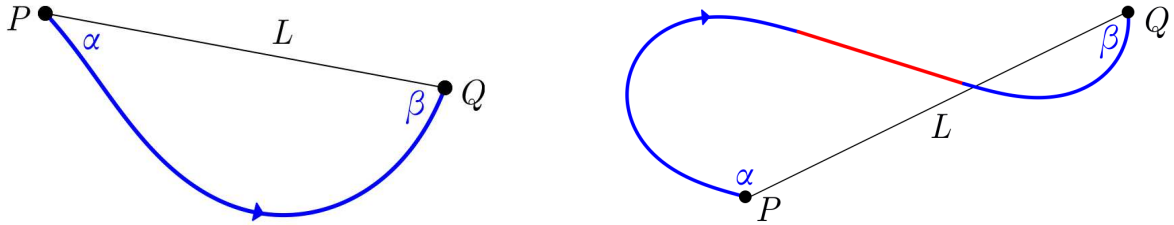


Fig. 1 (a) optimal s-curve of Form 1

(b) optimal s-curve of Form 2

Note that although the chord angles are signed, our figures only indicate their magnitudes. The chord angles (α, β) of an s-curve necessarily satisfy

$$(1.1) \quad |\alpha|, |\beta| < \pi \quad \text{and} \quad |\alpha - \beta| \leq \pi.$$

Defining

$$\mathcal{A}(P_1, P_2, \dots, P_m)$$

to be the set of all interpolating curves whose pieces are s-curves, the main result of [3] is that $\mathcal{A}(P_1, P_2, \dots, P_m)$ contains a curve (called an **elastic spline**) with minimal bending energy. Most of the effort in [3] is devoted to proving the existence of optimal s-curves. Specifically, it is shown that given distinct points P, Q and angles (α, β) satisfying (1.1), the set of all s-curves from P to Q with chord angles (α, β) contains a curve with minimal bending energy. Denoting the bending energy of such an optimal s-curve by $\frac{1}{L}E(\alpha, \beta)$, it is also shown that $E(\alpha, \beta)$ depends continuously on (α, β) . In the constructive proof of existence, all optimal s-curves are described, but uniqueness is only proved in the case when the optimal curve is a c-curve, but not a u-turn. An optimal s-curve is of **Form 1** (resp. **Form 2**) if it does not (resp. does) contain a u-turn. Optimal s-curves of Form 1 are either line segments or segments of rectangular elastica (see Fig. 1 (a)) while those of Form 2 (see Fig. 1 (b)) contain a u-turn of rectangular elastica along with, possibly, line segments and a c-curve of rectangular elastica.

Elastic splines were computed in a computer program *Curve Ensemble*, written in conjunction with [9], and it was observed that the fairness of elastic splines can be significantly degraded when pieces of Form 2 arise. As a remedy, it was suggested that elastic splines be further restricted by requiring that chord angles of pieces satisfy

$$(1.2) \quad |\alpha|, |\beta| \leq \frac{\pi}{2}.$$

This additional restriction, which is stronger than (1.1), also greatly simplifies the numerical computation and theoretical development, and for these reasons, we have elected to

adopt this restriction and so define

$$\mathcal{A}_{\pi/2}(P_1, P_2, \dots, P_m)$$

to be the set of curves in $\mathcal{A}(P_1, P_2, \dots, P_m)$ whose pieces have chord angles satisfying (1.2). Curves in $\mathcal{A}_{\pi/2}(P_1, P_2, \dots, P_m)$ with minimal bending energy are called **restricted elastic splines**.

In Section 3, we show that if (1.2) holds and $(\alpha, \beta) \notin \{(\pi/2, -\pi/2), (-\pi/2, \pi/2)\}$, then the optimal s-curve from P to Q , with chord angles (α, β) , is unique and of Form 1. The omitted cases correspond to u-turns (see Fig. 2 (a)) which fail to be unique only because one can always extend a u-turn with line segments without affecting optimality. Nevertheless, the u-turn of rectangular elastica (see Fig. 2 (b)) is the unique C^∞ optimal s-curve when $(\alpha, \beta) \in \{(\pi/2, -\pi/2), (-\pi/2, \pi/2)\}$. We mention, belatedly, that the optimality of the u-turn of rectangular elastica was first proved by Linnér and Jerome [11].



Fig. 2 (a) optimal u-turn

(b) u-turn of rectangular elastica.

With unicity of optimal s-curves in hand, we can then appeal to the framework developed in [9] for assistance in proving existence and G^2 -regularity of restricted elastic splines. The following will be proved in Section 4.

Proposition 1.1. *The set $\mathcal{A}_{\pi/2}(P_1, P_2, \dots, P_m)$ contains a curve F_{opt} with minimal bending energy. Moreover, if $F \in \mathcal{A}_{\pi/2}(P_1, P_2, \dots, P_m)$ has minimal bending energy, then each piece of F is G^2 .*

Remark. When discussing geometric curves, the notions of geometric regularity, G^1 and G^2 , are preferred over the more familiar notions of parametric regularity, C^1 and C^2 . A curve F has G^1 regularity if its unit tangent direction changes continuously with respect to arclength and it has G^2 regularity if, additionally, its signed curvature changes continuously with arclength. By our definition of curve (given at the outset), all curves are G^1 , but not necessarily G^2 .

The main concern of the present contribution is to identify conditions under which a restricted elastic spline F_{opt} will be globally G^2 . This direction of inquiry is motivated by a result of Lee & Forsyth [10] (see also Brunnett [4]) which says that if an interpolating curve F has bending energy which is locally minimal (i.e., minimal among all ‘nearby’ interpolating curves), then F is globally G^2 . The proofs in [10] and [4] employ variational calculus, but we prefer the constructive approach of [9] for its clarity and generality. We now explain our results on G^2 regularity assuming that F_{opt} is a curve in $\mathcal{A}_{\pi/2}(P_1, P_2, \dots, P_m)$ having minimal bending energy. Note that it does not follow from Proposition 1.1 that F_{opt} is globally G^2 because it is possible for the signed curvature to have jump discontinuities across the interior nodes P_2, P_3, \dots, P_{m-1} . The following is a consequence of Theorem 4.4.

Corollary 1.2. *If the chord angles at interior nodes are all (strictly) less than $\frac{\pi}{2}$ in magnitude, then F_{opt} is globally G^2 .*

Proposition 1.1 and Corollary 1.2 are analogous to results of Jerome and Fisher [7, 8, 5] in that first additional constraints are imposed in order to ensure existence of an optimal curve, and then it is shown that if these additional constraints are inactive, the optimal curve is globally G^2 and its pieces are segments of rectangular elastica. These results are a good start, but they are not entirely satisfying because they shed no light on whether one can expect the added constraints to be inactive.

Our experience using the program *Curve Ensemble* is that the hypothesis of Corollary 1.2 holds when the interpolation points $\{P_j\}$ impose only mild changes in direction. This vague idea can be quantified in terms of the **stencil angles** $\{\psi_j\}$ (see Fig. 3), defined by

$$\psi_j := \arg \frac{P_{j+1} - P_j}{P_j - P_{j-1}}, \quad j = 2, 3, \dots, m-1.$$

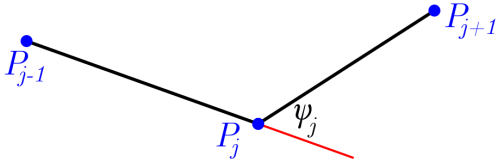


Fig. 3 the stencil angle ψ_j

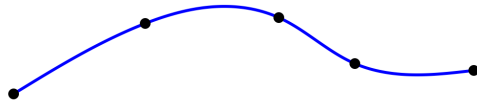


Fig. 4 a globally G^2 restricted elastic spline

The following is a consequence of Theorem 4.6.

Corollary 1.3. *Let Ψ ($\approx 37^\circ$) be the positive angle defined in (4.2). If the stencil angles satisfy $|\psi_j| < \Psi$ for $j = 2, 3, \dots, m-1$, then the hypothesis of Corollary 1.2 holds and consequently F_{opt} is globally G^2 .*

For example, the stencil angles in Fig. 4 are all less than Ψ and therefore it follows from Corollary 1.3 that the shown restricted elastic spline is globally G^2 .

An outline of the remainder of the paper is as follows. In Section 2, we summarize some notation from [3] which is needed here, and then in Section 3, as mentioned above, we address the unicity of optimal s-curves. The proofs of our results on G^2 regularity are complicated by the fact that they are obtained by combining a variety of related results, and so, for the sake of readability, we will ‘prove’ these results in Section 4, but leave the proofs of two key identities, namely (4.1) and (4.3), to later sections. Furthermore, the proofs given in Section 4 make essential use of the framework established in [9], and so Section 4 begins by defining a *basic curve method*, called Restricted Elastic Splines, which fits into the framework of [9]. Identities (4.1) and (4.3) are proved in sections 7 and 8, but these proofs require a great deal of preparation (sections 5,6) relating to the chord angles of parametrically defined segments of rectangular elastica. In addition to supporting the proofs in sections 7,8, the preparations done in sections 5,6 are also useful in the efficient numerical computation of restricted elastic splines.

2. Summary of Notation

The present contribution uses the same notation as in [3]; we summarize it here. As mentioned above, a curve is a function $f : [a, b] \rightarrow \mathbb{C}$ whose derivative f' is absolutely continuous and non-vanishing. The **bending energy** of f is defined by

$$\|f\|^2 := \frac{1}{4} \int_0^{\mathcal{L}} \kappa^2 ds,$$

where \mathcal{L} denotes the arclength of f and κ its signed curvature (the unusual factor $1/4$ is used to simplify some formulae related to rectangular elastica). Let $g : [c, d] \rightarrow \mathbb{C}$ be another curve. We say that f and g are **equivalent** if they have the same arclength parametrizations. They are **directly similar** if there exists a linear transformation $T(z) = c_1 z + c_2$ ($c_1, c_2 \in \mathbb{C}$) such that f and $T \circ g$ are equivalent; if $|c_1| = 1$, they are called **directly congruent**. The notions of **similar** and **congruent** are the same except that T is allowed to have the form $T(z) = c_1 \bar{z} + c_2$, where \bar{z} denotes the complex conjugate of z .

As mentioned earlier, we call f an **s-curve** if it first turns monotonically at most 180° in one direction and then turns at most 180° in the opposite direction. An s-curve which turns in only one direction is called a **c-curve** and a c-curve which turns a full 180° is called a **u-turn**. A non-degenerate s-curve is called a **left-right s-curve** if it first turns clockwise and then turns counter-clockwise; otherwise it is called a **right-left s-curve**. S-curves are often associated with a geometric Hermite interpolation problem, and so to facilitate this we employ the unit tangent vectors $u = (f(a), f'(a)/|f'(a)|)$ and $v = (f(b), f'(b)/|f'(b)|)$ to say that f **connects** u to v . If $g : [c, d] \rightarrow \mathbb{C}$ is a curve satisfying $(g(c), g'(c)/|g'(c)|) = (f(b), f'(b)/|f'(b)|)$, then $f \sqcup g$ denotes the concatenated curve which, for the sake of clarity, is assumed to have the arclength parametrization. Most of the s-curves which we will encounter are segments of rectangular elastica; our preferred parametrization is $R(t) = \sin t + i \xi(t)$, where $\xi(t)$ is defined by $\frac{d\xi}{dt} = \frac{\sin^2 t}{\sqrt{1 + \sin^2 t}}$, $\xi(0) = 0$. One easily verifies that ξ is odd and satisfies $\xi(t + \pi) = d + \xi(t)$, where $d := \xi(\pi)$. Since the sine function is odd and 2π -periodic, we conclude that $R(t)$ is odd and satisfies $R(t + 2\pi) = i 2d + R(t)$. For later reference, we mention the following.

$$|R'(t)| = \frac{1}{\sqrt{1 + \sin^2 t}}, \quad \frac{R'(t)}{|R'(t)|} = \cos t \sqrt{1 + \sin^2 t} + i \sin^2 t, \quad \kappa(t) = 2 \sin t,$$

$$\|R_{[a,b]}\|^2 = \frac{1}{4} \int_a^b \kappa(t)^2 |R'(t)| dt = \xi(b) - \xi(a),$$

where $R_{[a,b]}$ denotes the restriction of R to the interval $[a, b]$.

3. Unicity of optimal s-curves

Let $\alpha, \beta \in (-\pi, \pi]$ and set $u = (0, e^{i\alpha})$ and $v = (1, e^{i\beta})$. The set $S(\alpha, \beta)$, defined to be the set of all s-curves connecting u to v , was intensely studied in [3], and it is easy to verify that $S(\alpha, \beta)$ is non-empty if and only if $(\alpha, \beta) \in \mathcal{F}$, where

$$\mathcal{F} := \{(\alpha, \beta) : |\alpha|, |\beta| < \pi \text{ and } |\alpha - \beta| \leq \pi\}.$$

It is shown in [3] that if $S(\alpha, \beta)$ is non-empty, then $S(\alpha, \beta)$ contains a curve with minimal bending energy; that is, there exists a curve $f_{opt} \in S(\alpha, \beta)$ such that $\|f_{opt}\|^2 \leq \|f\|^2$ for all $f \in S(\alpha, \beta)$. The bending energy of f_{opt} is denoted

$$(3.1) \quad E(\alpha, \beta) := \|f_{opt}\|^2, \quad (\alpha, \beta) \in \mathcal{F}.$$

Let $S_{opt}(\alpha, \beta)$ denote the set of all arclength parameterized curves in $S(\alpha, \beta)$ whose bending energy is minimal. In [3], every curve in $S_{opt}(\alpha, \beta)$ is ‘described’, but uniqueness is only established in a few cases. In the present section, we obtain uniqueness results (Theorem 3.1) for the case when (α, β) belongs to the square $[-\frac{\pi}{2}, \frac{\pi}{2}]^2$ (note that $[-\frac{\pi}{2}, \frac{\pi}{2}]^2$ is the largest square of the form $[-\Omega, \Omega]^2$ which is contained in \mathcal{F}).

Theorem 3.1. *Assume $(\alpha, \beta) \in [-\frac{\pi}{2}, \frac{\pi}{2}]^2$. Then $S_{opt}(\alpha, \beta)$ contains a unique C^∞ curve $c_1(\alpha, \beta)$. Moreover, the following hold.*

- (i) *If $|\alpha - \beta| < \pi$, then $S_{opt}(\alpha, \beta) = \{c_1(\alpha, \beta)\}$.*
- (ii) *If $|\alpha - \beta| = \pi$, then every curve in $S_{opt}(\alpha, \beta)$ is C^2 .*
- (iii) *If $(\alpha, \beta) \neq (0, 0)$, then there exist $t_1 < t_2 < t_1 + 2\pi$ such that $c_1(\alpha, \beta)$ is directly similar to $R_{[t_1, t_2]}$.*

Since the bending energy of a curve is invariant under translations, rotations, reflections and reversals (of orientation), when proving items (i) and (ii), we can additionally assume, without loss of generality, that $\alpha \geq |\beta|$. This reduction is also valid for item (iii) since $R_{[t_1+\pi, t_2+\pi]}$ is directly congruent to reflections of $R_{[t_1, t_2]}$ and $R_{[-t_2, -t_1]}$ is directly congruent to the reversal of $R_{[t_1, t_2]}$. Our proof of Theorem 3.1 uses some definitions and results from [3] which are posed assuming

$$(3.2) \quad \alpha \in (0, \pi), \quad |\beta| \leq \alpha, \quad \beta > \alpha - \pi.$$

In [3, section 5], the following functions of $\gamma \in \Gamma := [\alpha - \pi, \beta] \cap (-\infty, 0)$ are introduced:

$$\begin{aligned} y_1 &:= y_1(\gamma) := \frac{1}{2} \int_0^{\alpha-\gamma} \sqrt{\sin \tau} \, d\tau \\ y_2 &:= y_2(\gamma) := \frac{1}{2} \int_0^{\beta-\gamma} \sqrt{\sin \tau} \, d\tau \\ G(\gamma) &:= \frac{1}{-\sin \gamma} (y_1 + y_2)^2 \\ \sigma(\gamma) &:= \cos \gamma + \frac{\sin \gamma}{y_1 + y_2} (\sqrt{\sin(\alpha - \gamma)} + \sqrt{\sin(\beta - \gamma)}) \\ q(\gamma) &:= \frac{-\sin \gamma}{y_1 + y_2} \end{aligned}$$

If $\beta \geq 0$, then all curves in $S(\alpha, \beta)$ are non-degenerate right-left s-curves and so the same is true of $S_{\text{opt}}(\alpha, \beta)$. In contrast, if $\beta < 0$ then $S(\alpha, \beta)$ contains right c-curves as well as non-degenerate s-curves (both right-left and left-right). Nevertheless, it turns out that the curves in $S_{\text{opt}}(\alpha, \beta)$ are all of the same flavor. The discriminating factor, when $\beta < 0$, is the quantity $\sigma(\beta)$:

If $\sigma(\beta) > 0$, then all curves in $S_{\text{opt}}(\alpha, \beta)$ are non-degenerate right-left s-curves, while if $\sigma(\beta) \leq 0$, then the unique curve in $S_{\text{opt}}(\alpha, \beta)$ is a right c-curve.

Regarding the latter case, we have the following which follows from [3, Theorem 6.2].

Theorem 3.2. *Let (3.2) be in force and assume that $\beta < 0$ and $\sigma(\beta) \leq 0$. Then there exists a unique C^∞ curve $c(\alpha, \beta)$ such that $S_{\text{opt}}(\alpha, \beta) = \{c(\alpha, \beta)\}$. Furthermore, there exist $-\pi < t_1 < t_2 \leq 0$ such that $c(\alpha, \beta)$ is directly similar to $R_{[t_1, t_2]}$.*

The following lemma and proposition are consequences of [3, Lemma 5.11] and [3, Corollary 5.12 and Remark 5.10], respectively.

Lemma 3.3. *Assume (3.2). The function $G : \Gamma \rightarrow (0, \infty)$ is continuously differentiable, has a minimum value G_{\min} , and satisfies $\frac{d}{d\gamma}G(\gamma) = \frac{1}{q(\gamma)^2}\sigma(\gamma)$ for all $\gamma \in \Gamma$.*

Proposition 3.4. *Let (3.2) be in force and in case $\beta < 0$, assume $\sigma(\beta) > 0$. Suppose that there exists $\hat{\gamma} \in \Gamma$, with $\hat{\gamma} > \alpha - \pi$, such that G is uniquely minimized at $\hat{\gamma}$ (i.e., $G(\hat{\gamma}) = G_{\min}$ and $G(\gamma) > G_{\min}$ for all $\gamma \in \Gamma \setminus \{\hat{\gamma}\}$). Then $\sigma(\hat{\gamma}) = 0$ and there exists a unique C^∞ curve $c(\alpha, \beta)$ such that $S_{\text{opt}}(\alpha, \beta) = \{c(\alpha, \beta)\}$. Moreover, $E(\alpha, \beta) = G_{\min}$ and $c(\alpha, \beta)$ is directly similar to $R_{[t_1, t_2]}$, where $-\pi < t_1 < 0 < t_2 < \pi$ are uniquely determined by $\arg R'(t_1) = \alpha - \hat{\gamma}$ and $\arg R'(t_2) = \beta - \hat{\gamma}$.*

Remark. That the above conditions $\arg R'(t_1) = \alpha - \hat{\gamma}$ and $\arg R'(t_2) = \beta - \hat{\gamma}$ do determine $-\pi < t_1 < 0 < t_2 < \pi$ uniquely can be verified by first noting that $\arg R'(t)$ decreases continuously from π to 0, as t runs from $-\pi$ to 0, and then increases continuously back up to π as t runs from 0 to π . Now, since (3.2) holds, $\hat{\gamma} \in \Gamma$, and $\hat{\gamma} > \alpha - \pi$, it follows that $0 < \alpha - \hat{\gamma} < \pi$ and $0 \leq \beta - \hat{\gamma} < \pi$. What remains is to show that $0 < \beta - \hat{\gamma}$. If $\beta \geq 0$, then $0 < \beta - \hat{\gamma}$ is clear since $\hat{\gamma} < 0$. If $\beta < 0$, then we cannot have $\beta = \hat{\gamma}$ because $\sigma(\beta) > 0$ while $\sigma(\hat{\gamma}) = 0$; therefore, $0 < \beta - \hat{\gamma}$.

We now begin the proof of Theorem 3.1, and, as mentioned above, it suffices to prove the theorem in the canonical case when $(\alpha, \beta) \in [-\pi/2, \pi/2]^2$ satisfy $\alpha \geq |\beta|$. We begin with two specific cases.

Proof of Theorem 3.1 in case $(\alpha, \beta) = (0, 0)$. In this case, it is easy to verify that $S_{\text{opt}}(0, 0)$ contains only the line segment from 0 to 1. \square

Proof of Theorem 3.1 in case $(\alpha, \beta) = (\frac{\pi}{2}, -\frac{\pi}{2})$. By definition of an s-curve, every curve in $S(\frac{\pi}{2}, -\frac{\pi}{2})$ is a right u-turn and it is shown in [3, sections 3,4] that every curve in $S_{\text{opt}}(\frac{\pi}{2}, -\frac{\pi}{2})$ is either directly similar to $R_{[-\pi, 0]}$ or else equals $[0, iq] \sqcup f \sqcup [1 + iq, 1]$ where $q > 0$ and f is directly similar to $R_{[-\pi, 0]}$ (here, $[0, iq]$ and $[1 + iq, 1]$ denote line segments). Among these, the only curve which is C^∞ is the first one, and therefore $S_{\text{opt}}(\frac{\pi}{2}, -\frac{\pi}{2}) \cap C^\infty = \{c(\frac{\pi}{2}, -\frac{\pi}{2})\}$, where $c(\frac{\pi}{2}, -\frac{\pi}{2})$ is the arclength parameterized curve in $S(\frac{\pi}{2}, -\frac{\pi}{2})$ which is directly similar to $R_{[-\pi, 0]}$. Since the signed curvature of $R_{[-\pi, 0]}$ vanishes at the endpoints, it follows that all curves in $S_{\text{opt}}(\frac{\pi}{2}, -\frac{\pi}{2})$ are C^2 , which proves item (ii). \square

Having proved Theorem 3.1 in these two specific cases, we proceed assuming that

$$(3.3) \quad \alpha \in (0, \pi/2], \quad |\beta| \leq \alpha, \quad \beta > -\pi/2,$$

and we note that (3.3) implies (3.2).

Lemma 3.5. *Assume (3.3) and let $\gamma \in \Gamma$. The following hold.*

- (i) *If $(\alpha, \beta) \neq (\pi/2, \pi/2)$ and $\gamma \leq -\pi/2$, then $\sigma(\gamma) < 0$.*
- (ii) *If $(\alpha, \beta) = (\pi/2, \pi/2)$, then $\sigma(-\pi/2) = 0$ but there exists $\varepsilon > 0$ such that $\sigma(\gamma) < 0$ for all $\gamma \in (-\pi/2, -\pi/2 + \varepsilon]$.*
- (iii) *If $\sigma(\gamma) = 0$ and $-\pi/2 < \gamma < \beta$, then $\sigma'(\gamma) > 0$.*

Proof. We first note that $y_1 > 0$, $y_2 \geq 0$, and σ is continuous on Γ . And since both $\sin(\alpha - \gamma)$ and $\sin(\beta - \gamma)$ are positive for γ in the interior $\Gamma^\circ := (\alpha - \pi, \beta) \cap (-\infty, 0)$, it follows that σ is C^1 on Γ° . Defining $H(\gamma) := y_1 + y_2$, $\gamma \in \Gamma$, we have

$$H'(\gamma) = -\frac{1}{2} \left(\sqrt{\sin(\alpha - \gamma)} + \sqrt{\sin(\beta - \gamma)} \right), \quad H''(\gamma) = \frac{1}{4} \left(\frac{\cos(\alpha - \gamma)}{\sqrt{\sin(\alpha - \gamma)}} + \frac{\cos(\beta - \gamma)}{\sqrt{\sin(\beta - \gamma)}} \right)$$

and it follows that H is C^1 on Γ and C^2 on Γ° . Moreover, we note that H is positive on Γ , while $H'(\gamma) < 0$ for all $\gamma \in \Gamma$ except when $-\gamma = \alpha = \beta = \pi/2$. We can express σ in terms of H as

$$(3.4) \quad \sigma(\gamma)H(\gamma) = \cos \gamma H(\gamma) - 2 \sin \gamma H'(\gamma), \quad \gamma \in \Gamma,$$

and then differentiation yields

$$(3.5) \quad \sigma'(\gamma)H(\gamma) + \sigma(\gamma)H'(\gamma) = -\sin \gamma H(\gamma) - \cos \gamma H'(\gamma) - 2 \sin \gamma H''(\gamma), \quad \gamma \in \Gamma^\circ.$$

We first prove (i): Assume $(\alpha, \beta) \neq (\pi/2, \pi/2)$ and $\gamma \leq -\pi/2$. Then $H(\gamma) > 0$, $\cos \gamma \leq 0$, $H'(\gamma) < 0$ and $\sin \gamma < 0$, and it follows easily from (3.4) that $\sigma(\gamma) < 0$.

We next prove (ii): Assume $(\alpha, \beta) = (\pi/2, \pi/2)$. Then $\Gamma = [-\pi/2, 0)$ and it is clear from the definition of σ that $\sigma(-\pi/2) = 0$. In order to prove (ii), it suffices to show that $\sigma'(\gamma) \rightarrow -\infty$ as $\gamma \rightarrow -\pi/2^+$. Now, $H(-\pi/2) > 0$, $H'(-\pi/2) = 0$, but $H''(\gamma) \rightarrow -\infty$ as $\gamma \rightarrow -\pi/2^+$. It therefore follows from (3.5) that $\sigma'(\gamma) \rightarrow -\infty$ as $\gamma \rightarrow -\pi/2^+$.

Lastly, we prove (iii): Assume $\sigma(\gamma) = 0$ and $-\pi/2 < \gamma < \beta$. Since $\sigma(\gamma) = 0$ and $\cos \gamma > 0$, it follows from the definition of σ that $y_1 + y_2 = -\tan \gamma \left(\sqrt{\sin(\alpha - \gamma)} + \sqrt{\sin(\beta - \gamma)} \right)$; that is, $H(\gamma) = 2 \tan \gamma H'(\gamma)$. Substituting this into (3.5) then yields

$$\begin{aligned} \sigma'(\gamma)H(\gamma) &= -\sin \gamma (2 \tan \gamma H'(\gamma) + 2H''(\gamma)) - \cos \gamma H'(\gamma) \\ &= -\frac{1}{2} \tan \gamma (4 \sin \gamma H'(\gamma) + 4 \cos \gamma H''(\gamma)) - \cos \gamma H'(\gamma) \end{aligned}$$

Since $H(\gamma)$, $-H'(\gamma)$, $-\sin \gamma$, and $\cos \gamma$ are positive, in order to prove that $\sigma'(\gamma) > 0$, it suffices to show that $4 \sin \gamma H'(\gamma) + 4 \cos \gamma H''(\gamma)$ is nonnegative. Using the above formulations for $H'(\gamma)$ and $H''(\gamma)$ and the identity $\cos(x + y) = \cos x \cos y - \sin x \sin y$,

it is easy to verify that $2 \sin \gamma H'(\gamma) + 4 \cos \gamma H''(\gamma) = \frac{\cos \alpha}{\sqrt{\sin(\alpha-\gamma)}} + \frac{\cos \beta}{\sqrt{\sin(\beta-\gamma)}}$. Hence, $4 \sin \gamma H'(\gamma) + 4 \cos \gamma H''(\gamma) = 2 \sin \gamma H'(\gamma) + \frac{\cos \alpha}{\sqrt{\sin(\alpha-\gamma)}} + \frac{\cos \beta}{\sqrt{\sin(\beta-\gamma)}} > 0$. \square

Proof of Theorem 3.1 in case (3.3) holds and $\beta < 0$. If $\sigma(\beta) \leq 0$, then Theorem 3.1 is an immediate consequence of Theorem 3.2; so assume that $\sigma(\beta) > 0$. Note that $\Gamma = [\alpha - \pi, \beta]$ and, by Lemma 3.5 (i), $\sigma(\gamma) < 0$ for all $\gamma \in [\alpha - \pi, -\pi/2]$. Since σ is continuous and $\sigma(\beta) > 0$, it follows that there exists $\hat{\gamma} \in (-\pi/2, \beta)$ such that $\sigma(\hat{\gamma}) = 0$. It follows from Lemma 3.5 (iii) that $\hat{\gamma}$ is the only $\gamma \in (-\pi/2, \beta)$ where σ vanishes. Therefore, $\sigma(\gamma) < 0$ for $\gamma \in [\alpha - \pi, \hat{\gamma})$ and $\sigma(\gamma) > 0$ for $\gamma \in (\hat{\gamma}, \beta]$. It now follows from Lemma 3.3 that G is uniquely minimized at $\hat{\gamma}$ and we obtain Theorem 3.1 as a consequence of Proposition 3.4. \square

Proof of Theorem 3.1 in case (3.3) holds and $\beta \geq 0$. Note that $\Gamma = [\alpha - \pi, 0)$. It follows from Lemma 3.5 (i) and (ii), and the continuity of σ , that there exists $\varepsilon > 0$ such that $\sigma(\gamma) < 0$ for all $\gamma \in (\alpha - \pi, -\pi/2 + \varepsilon]$. From the definition of σ , it is clear that $\lim_{\gamma \rightarrow 0^-} \sigma(\gamma) = 1$, and hence there exists $\hat{\gamma} \in (-\pi/2 + \varepsilon, 0)$ such that $\sigma(\hat{\gamma}) = 0$. As in the previous case, it follows from Lemma 3.3 that G is uniquely minimized at $\hat{\gamma}$ and we obtain Theorem 3.1 as a consequence of Proposition 3.4. \square

This completes the proof of Theorem 3.1.

4. The Restricted Elastic Spline and Proofs of Main Results

Although written specifically for s-curves which connect $u = (0, e^{i\alpha})$ to $v = (1, e^{i\beta})$, Theorem 3.1 easily extends to general configurations (u, v) . To see this, let $u = (P_1, d_1)$ and $v = (P_2, d_2)$ be two unit tangent vectors with distinct base points $P_1 \neq P_2$. The chord angles (α, β) determined by (u, v) are $\alpha = \arg \frac{d_1}{P_2 - P_1}$ and $\beta = \arg \frac{d_2}{P_2 - P_1}$. With $S(u, v)$ denoting the set of s-curves which connect u to v , and defining $T(z) := (P_2 - P_1)z + P_1$, we see that $S(u, v)$ is in one-to-one correspondence with $S(\alpha, \beta)$ (defined in Section 3): $f \in S(\alpha, \beta)$ if and only if $T \circ f \in S(u, v)$. Moreover, with $L := |P_2 - P_1|$, we have $\|f\|^2 = \frac{1}{L} \|T \circ f\|^2$. Now, let us assume that $|\alpha|, |\beta| \leq \pi/2$ and let $c_1(\alpha, \beta)$ be the optimal arc-length parametrized curve described in Theorem 3.1. Then $T \circ c_1(\alpha, \beta)$ is an optimal curve in $S(u, v)$ having constant speed L (not necessarily 1), and so we define $c(u, v)$ to be the arclength parametrized curve which is equivalent to $T \circ c_1(\alpha, \beta)$. With $S_{\text{opt}}(u, v)$ denoting the set of arclength parametrized curves in $S(u, v)$ having minimal bending energy, Theorem 3.1 translates immediately into the following.

Corollary 4.1. *Let (u, v) be a configuration with chord angles $(\alpha, \beta) \in [-\frac{\pi}{2}, \frac{\pi}{2}]^2$. Then $c(u, v)$ is the unique C^∞ curve in $S_{\text{opt}}(u, v)$. Moreover, the following hold.*

- (i) *If $|\alpha - \beta| < \pi$, then $S_{\text{opt}}(u, v) = \{c(u, v)\}$.*
- (ii) *If $|\alpha - \beta| = \pi$, then every curve in $S_{\text{opt}}(u, v)$ is C^2 .*
- (iii) *$c(u, v)$ is directly similar to $c_1(\alpha, \beta)$ and $\|c(u, v)\|^2 = \frac{1}{L} \|c_1(\alpha, \beta)\|^2$.*

In the framework of [9], the curves $\{c(u, v)\}$ are called **basic curves** and the mapping $(u, v) \mapsto c(u, v)$ is called a **basic curve method**. We define the **energy** of basic curves

to be the bending energy. In [9], it is assumed that the basic curve method and energy are translation and rotation invariant, and this allows one's attention to be focused on the (canonical) case where $u = (0, e^{i\alpha})$ and $v = (L, e^{i\beta})$, $L > 0$. The resulting basic curve and energy functional are denoted $c_L(\alpha, \beta)$ and $E_L(\alpha, \beta)$. In our setup, we have the two additional properties that $c_L(\alpha, \beta)$ is equivalent to $Lc_1(\alpha, \beta)$ and $E_L(\alpha, \beta) = \frac{1}{L}E_1(\alpha, \beta)$, where the latter holds because

$$E_L(\alpha, \beta) := \|c_L(\alpha, \beta)\|^2 = \|Lc_1(\alpha, \beta)\|^2 = \frac{1}{L}\|c_1(\alpha, \beta)\|^2 = \frac{1}{L}E_1(\alpha, \beta).$$

In the language of [9], we would say that the basic curve method is *scale invariant* and the energy functional is *inversely proportional to scale*. This special case is addressed in detail in [9, sec. 3], and it allows us to focus our attention on the case $L = 1$ where we have, for $(\alpha, \beta) \in [-\frac{\pi}{2}, \frac{\pi}{2}]^2$, the optimal curve $c_1(\alpha, \beta)$ as described in Theorem 3.1 and its energy $E_1(\alpha, \beta) = \|c_1(\alpha, \beta)\|^2$. Note that $E_1(\alpha, \beta) = E(\alpha, \beta)$ for $(\alpha, \beta) \in [-\frac{\pi}{2}, \frac{\pi}{2}]^2$, where $E(\alpha, \beta)$ is defined in (3.1). The distinction between E_1 and E is that the domain of E_1 is $[-\frac{\pi}{2}, \frac{\pi}{2}]^2$, while the domain of E is the larger set \mathcal{F} (defined just above (3.1)). In [3, sec. 7], it is shown that E is continuous on \mathcal{F} and it therefore follows that E_1 is continuous on $[-\frac{\pi}{2}, \frac{\pi}{2}]^2$.

The framework of [9] is concerned with the set $\widehat{\mathcal{A}}_{\pi/2}(P_1, P_2, \dots, P_m)$ consisting of all interpolating curves whose pieces are basic curves, and the energy of such an interpolating curve $\widehat{F} = c(u_1, u_2) \sqcup c(u_2, u_3) \sqcup \dots \sqcup c(u_{m-1}, u_m)$ is define to be the sum of the energies of its constituent basic curves: $\text{Energy}(\widehat{F}) := \sum_{j=1}^{m-1} \|c(u_j, u_{j+1})\|^2 = \|\widehat{F}\|^2$. Note that $\widehat{\mathcal{A}}_{\pi/2}(P_1, P_2, \dots, P_m)$ is a subset of $\mathcal{A}_{\pi/2}(P_1, P_2, \dots, P_m)$ and energy in both sets is defined to be bending energy. Since E_1 is continuous on $[-\pi/2, \pi/2]^2$, it follows from [9, Th. 2.3] that there exists a curve in $\widehat{\mathcal{A}}_{\pi/2}(P_1, P_2, \dots, P_m)$ with minimal bending energy.

Remark. Whereas curves in $\mathcal{A}(P_1, P_2, \dots, P_m)$ with minimal bending energy are called **elastic splines**, such curves in $\widehat{\mathcal{A}}_{\pi/2}(P_1, P_2, \dots, P_m)$ are called **restricted elastic splines**.

The following lemma will be needed in our proof of Proposition 1.1.

Lemma 4.2. *Given $F \in \mathcal{A}_{\pi/2}(P_1, P_2, \dots, P_m)$, let u_1, u_2, \dots, u_m be the unit tangent vectors, with base-points P_1, P_2, \dots, P_m , determined by F , and define*

$$\widehat{F} := c(u_1, u_2) \sqcup c(u_2, u_3) \sqcup \dots \sqcup c(u_{m-1}, u_m) \in \widehat{\mathcal{A}}_{\pi/2}(P_1, P_2, \dots, P_m).$$

Then $\|F\|^2 \geq \|\widehat{F}\|^2$.

The proof of the lemma is simply that the j -th piece of F has bending energy at least $\|c(u_j, u_{j+1})\|^2$ because it belongs to $S(u_j, u_{j+1})$ while $c(u_j, u_{j+1})$ belongs to $S_{\text{opt}}(u_j, u_{j+1})$.

Proof of Proposition 1.1. Since $\widehat{\mathcal{A}}_{\pi/2}(P_1, P_2, \dots, P_m)$ is a subset of $\mathcal{A}_{\pi/2}(P_1, P_2, \dots, P_m)$ and the former contains a curve with minimal bending energy, it follows immediately from Lemma 4.2 that the latter contains a curve with minimal bending energy. Now, assume $F \in \mathcal{A}_{\pi/2}(P_1, P_2, \dots, P_m)$ has minimal bending energy, and let \widehat{F} be as in Lemma 4.2. Then $\|F\|^2 = \|\widehat{F}\|^2$ and we must have $\|F_{[t_j, t_{j+1}]}\|^2 = \|c(u_j, u_{j+1})\|^2$ for $j = 1, 2, \dots, m-1$.

Hence $F_{[t_j, t_{j+1}]}$ is equivalent to a curve in $S_{\text{opt}}(u_j, u_{j+1})$ and it follows from Theorem 3.1 that $F_{[t_j, t_{j+1}]}$ is G^2 . \square

The following definition is taken from [9, sec. 3].

Definition. Let $F \in \widehat{\mathcal{A}}_{\pi/2}(P_1, P_2, \dots, P_m)$ have minimal bending energy and let (α_j, β_{j+1}) be the chord angles of the the j -th piece of F . We say that F is **conditionally** G^2 if F is G^2 across P_j whenever the two chord angles associated with node P_j satisfy $|\beta_j|, |\alpha_j| < \pi/2$.

Let $\kappa_a(f)$ and $\kappa_b(f)$ denote, respectively, the initial and terminal signed curvatures of a curve f . The following result is an amalgam of [9, Th. 3.3 and Th. 3.5].

Theorem 4.3. *If there exists a constant $\mu \in \mathbb{R}$ such that*

$$(4.1) \quad -\kappa_a(c_1(\alpha, \beta)) = \mu \frac{\partial}{\partial \alpha} E_1(\alpha, \beta) \quad \text{and} \quad \kappa_b(c_1(\alpha, \beta)) = \mu \frac{\partial}{\partial \beta} E_1(\alpha, \beta)$$

for all $(\alpha, \beta) \in [-\frac{\pi}{2}, \frac{\pi}{2}]^2$ with $|\alpha - \beta| < \pi$, then minimal energy curves in $\widehat{\mathcal{A}}_{\pi/2}(P_1, P_2, \dots, P_m)$ are conditionally G^2 .

Remark. Although [9, Th. 3.3] is stated assuming that (4.1) holds for all $(\alpha, \beta) \in [-\frac{\pi}{2}, \frac{\pi}{2}]^2$, the given proof remains valid under the weaker assumption that (4.1) holds for all $(\alpha, \beta) \in [-\frac{\pi}{2}, \frac{\pi}{2}]^2$ with $|\alpha - \beta| < \pi$.

In the following sections, culminating in Theorem 7.1, we will show that condition (4.1) holds with $\mu = 2$. Together, Theorem 4.3 and Theorem 7.1 imply that minimal energy curves in $\widehat{\mathcal{A}}_{\pi/2}(P_1, P_2, \dots, P_m)$ are conditionally G^2 ; we can now prove that this also holds for the larger set $\mathcal{A}_{\pi/2}(P_1, P_2, \dots, P_m)$.

Theorem 4.4. *Let $F \in \mathcal{A}_{\pi/2}(P_1, P_2, \dots, P_m)$ have minimal bending energy. Then F is G^2 across P_j (i.e., $\kappa_b(F_{[t_{j-1}, t_j]}) = \kappa_a(F_{[t_j, t_{j+1}])$) whenever the two chord angles associated with node P_j satisfy $|\beta_j|, |\alpha_j| < \pi/2$.*

Proof. Let $\widehat{F} \in \widehat{\mathcal{A}}_{\pi/2}(P_1, P_2, \dots, P_m)$ be as in Lemma 4.2, and let $j \in \{2, 3, \dots, m-1\}$ be such that $|\beta_j|, |\alpha_j| < \pi/2$. By Theorem 4.3 and Theorem 7.1, \widehat{F} is G^2 across P_j . The chord angles of the j -th piece of F are (α_j, β_{j+1}) and since $|\alpha_j| < \pi/2$, we must have $|\beta_{j+1} - \alpha_j| < \pi$ and it follows from Corollary 4.1 (i) that the j -th piece of F is equivalent to the j -th piece of \widehat{F} . Similarly, since $|\beta_j| < \pi/2$, the $(j-1)$ -th piece of F is equivalent to the $(j-1)$ -th piece of \widehat{F} . We therefore have

$$\kappa_b(F_{[t_{j-1}, t_j]}) = \kappa_b(\widehat{F}_{[t_{j-1}, t_j]}) = \kappa_a(\widehat{F}_{[t_j, t_{j+1}]}) = \kappa_a(F_{[t_j, t_{j+1}]}).$$

\square

For $t \in (0, \pi]$, let the chord angles of $R_{[0, t]}$ be denoted $\alpha(0, t)$ and $\beta(0, t)$ (these definitions will be extended in Section 5). In Corollary 5.5, we show that there exists a unique $\bar{t} \in (0, \pi)$

such that $\beta(0, \bar{t}) = \frac{\pi}{2}$. Let Ψ (see Fig. 5) denote the positive angle defined by

$$(4.2) \quad \Psi := \frac{\pi}{2} - |\alpha(0, \bar{t})|.$$

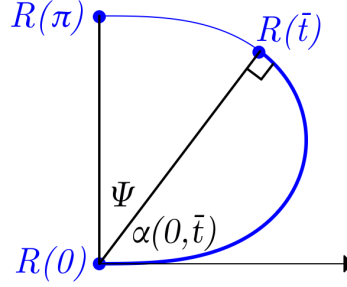


Fig. 5

Our main result on G^2 regularity is obtained as a consequence of the following theorem which is essentially [9, Theorem 5.1] but specialized to the present context.

Theorem 4.5. *Suppose that for every $\alpha \in [-\frac{\pi}{2}, \frac{\pi}{2}]$ there exists β_α^* , with $|\beta_\alpha^*| \leq \frac{\pi}{2} - \Psi$, such that*

$$(4.3) \quad \text{sign} \left(\frac{\partial}{\partial \beta} E_1(\alpha, \beta) \right) = \text{sign}(\beta - \beta_\alpha^*) \text{ for all } \beta \text{ satisfying } |\beta| \leq \frac{\pi}{2} \text{ and } |\beta - \alpha| < \pi.$$

Let $\hat{F} \in \hat{\mathcal{A}}_{\pi/2}(P_1, P_2, \dots, P_m)$ be a curve with minimal bending energy. If P_j is a point where the stencil angle ψ_j satisfies $|\psi_j| < \Psi$, then the two chord angles associated with node P_j satisfy $|\beta_j|, |\alpha_j| < \pi/2$ and, consequently, \hat{F} is G^2 across node P_j .

Proof. Employing the symmetry $E_1(\alpha, \beta) = E_1(\beta, \alpha)$, conditions (i) and (ii) in the hypothesis of [9, Theorem 5.1] reduce simply to the single condition

$$(4.4) \quad \text{sign} \left(\frac{\partial}{\partial \beta} E_1(\alpha, \beta) \right) = \text{sign}(\beta - \beta_\alpha^*) \text{ for all } |\beta| \leq \frac{\pi}{2}.$$

and therefore Theorem 4.5, with (4.3) replaced by (4.4), is an immediate consequence of [9, Theorem 5.1]. Note that the only distinction between (4.3) and (4.4) is that (4.3) is mute when (α, β) equals $(\pi/2, -\pi/2)$ or $(-\pi/2, \pi/2)$. With a slight modification (specifically: rather than showing that $f'(\Omega) > 0$ and $f'(\psi_2 - \Omega) < 0$, one instead shows that there exists $\varepsilon > 0$ such that $f'(\beta) > 0$ for $\Omega - \varepsilon < \beta < \Omega$ and $f'(\beta) < 0$ for $\psi_2 - \Omega < \beta < \psi_2 - \Omega + \varepsilon$), the proof of [9, Theorem 5.1] also proves Theorem 4.5. \square

Remark. The appearance of (4.3), rather than (4.4), in Theorem 4.5 is simply a consequence of the fact that $\frac{\partial}{\partial \beta} E_1(\alpha, \beta) = 0$ when (α, β) equals $(\pi/2, -\pi/2)$ or $(-\pi/2, \pi/2)$. This distinction is not without consequence. In [9, Theorem 5.1], the conclusion is obtained when $\psi_i \leq \Psi$, while in Theorem 4.5 we require $\psi_i < \Psi$.

In Section 8, we prove that (4.3) holds and we therefore obtain the conclusion of Theorem 4.5 regarding minimal energy curves in $\hat{\mathcal{A}}_{\pi/2}(P_1, P_2, \dots, P_m)$. We will now show that the same holds for the larger set $\mathcal{A}_{\pi/2}(P_1, P_2, \dots, P_m)$.

Theorem 4.6. *Let $F \in \mathcal{A}_{\pi/2}(P_1, P_2, \dots, P_m)$ have minimal bending energy. Then F is G^2 across P_j whenever the stencil angle satisfies $|\psi_j| < \Psi$.*

Proof. Let $\widehat{F} \in \widehat{\mathcal{A}}_{\pi/2}(P_1, P_2, \dots, P_m)$ be as in Lemma 4.2, and let $j \in \{2, 3, \dots, m-1\}$ be such that $|\psi_j| < \Psi$. It follows from Theorem 4.5 and Section 9 that the two chord angles at node P_j satisfy $|\beta_j|, |\alpha_j| < \frac{\pi}{2}$, and therefore, by Theorem 4.4, F is G^2 across P_j . \square

5. The chord angles of $R_{[t_1, t_2]}$

In this section and the next, we establish relations between the **parameters** (t_1, t_2) , with $t_1 < t_2$, and the chord angles (α, β) of the segment $R_{[t_1, t_2]}$ of rectangular elastica (defined in Section 2). Our primary purpose in this section is to prove Theorem 5.3 and Corollary 5.4.

Recall from Section 2 that the chord angles are given by $\alpha := \alpha(t_1, t_2) = \arg \frac{R'(t_1)}{R(t_2) - R(t_1)}$ and $\beta := \beta(t_1, t_2) = \arg \frac{R'(t_2)}{R(t_2) - R(t_1)}$. We mention that since $\xi(t)$ is increasing, it follows that the chord angles $\alpha(t_1, t_2)$ and $\beta(t_1, t_2)$ never equal π (i.e., the branch cut in the definition of \arg is never crossed).

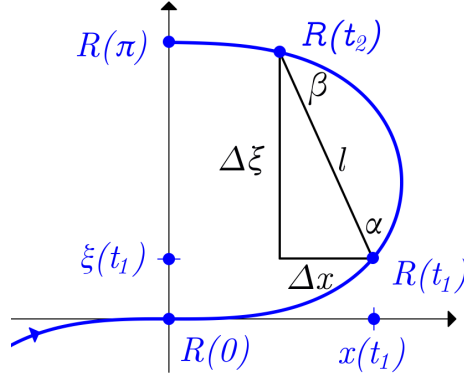


Fig. 9 notation for $R_{[t_1, t_2]}$

Assuming $t_1 < t_2$, we introduce the following notation (see Fig. 9):

$$\Delta x := \sin(t_2) - \sin(t_1), \quad \Delta \xi := \xi(t_2) - \xi(t_1), \quad l := |R(t_2) - R(t_1)|,$$

whereby $l^2 = (\Delta x)^2 + (\Delta \xi)^2$ and $\|R_{[t_1, t_2]}\|^2 = \Delta \xi$. We refer to the quantity $l\|R_{[t_1, t_2]}\|^2$ as the **normalized bending energy** of $R_{[t_1, t_2]}$ because this would be the resultant bending energy if $R_{[t_1, t_2]}$ were scaled by the factor $1/l$. Note that if $R_{[t_1, t_2]}$ is similar to a curve in $S_{\text{opt}}(\alpha, \beta)$ (defined in Section 3), then we have

$$E(\alpha, \beta) = l\|R_{[t_1, t_2]}\|^2 = l\Delta \xi.$$

Let Q denote the mapping $(t_1, t_2) \mapsto (\alpha, \beta)$ so that

$$(\alpha, \beta) = Q(t_1, t_2).$$

We leave it to the reader to verify the following formulae for partial derivatives (these are valid for any sufficiently smooth curve):

$$(5.1) \quad \begin{aligned} \frac{\partial \alpha}{\partial t_1} &= |R'(t_1)| \left(\frac{\sin \alpha}{l} + \kappa(t_1) \right) & \frac{\partial \alpha}{\partial t_2} &= -|R'(t_2)| \frac{\sin \beta}{l} \\ \frac{\partial \beta}{\partial t_1} &= |R'(t_1)| \frac{\sin \alpha}{l} & \frac{\partial \beta}{\partial t_2} &= |R'(t_2)| \left(\frac{-\sin \beta}{l} + \kappa(t_2) \right) \end{aligned}$$

The determinant of $DQ := \begin{bmatrix} \frac{\partial \alpha}{\partial t_1} & \frac{\partial \alpha}{\partial t_2} \\ \frac{\partial \beta}{\partial t_1} & \frac{\partial \beta}{\partial t_2} \end{bmatrix}$ is therefore given by

$$(5.2) \quad \det(DQ) = |R'(t_1)| |R'(t_2)| \left(\kappa(t_1) \kappa(t_2) + \kappa(t_2) \frac{\sin \alpha}{l} - \kappa(t_1) \frac{\sin \beta}{l} \right).$$

Let the *cross product* in \mathbb{C} be defined by $(u_1 + iv_1) \times (u_2 + iv_2) := u_1 v_2 - v_1 u_2$. Noting that $l |R'(t_1)| \sin \alpha = (R(t_2) - R(t_1)) \times R'(t_1) = -\cos t_1 \Delta \xi + \xi'(t_1) \Delta x$ and $l |R'(t_2)| \sin \beta = (R(t_2) - R(t_1)) \times R'(t_2) = -\cos t_2 \Delta \xi + \xi'(t_2) \Delta x$, the generic formulation in (5.2) can be written specifically as:

$$(5.3) \quad \begin{aligned} \det(DQ) &= \frac{4 \sin t_1 \sin t_2}{\sqrt{1 + \sin^2 t_1} \sqrt{1 + \sin^2 t_2}} + \frac{2 \sin t_2}{l^2 \sqrt{1 + \sin^2 t_2}} (-\cos t_1 \Delta \xi + \xi'(t_1) \Delta x) \\ &\quad - \frac{2 \sin t_1}{l^2 \sqrt{1 + \sin^2 t_1}} (-\cos t_2 \Delta \xi + \xi'(t_2) \Delta x). \end{aligned}$$

Note that if both $\sin t_1 = 0$ and $\sin t_2 = 0$, then $\det(DQ) = 0$.

Lemma 5.1. *Suppose (t_1, t_2) belongs to the first or third set defined in Theorem 5.3. If $\sin t_1 \sin t_2 = 0$, then $\det(DQ) < 0$.*

Proof. We prove the lemma assuming $t_1 = 0 < t_2 < \pi$ since the proof in the other three cases is similar. Since $\xi'(0) = 0$ and $\Delta \xi > 0$, it follows from (5.3) that $\det(DQ) = \frac{2 \sin t_2}{l^2 \sqrt{1 + \sin^2 t_2}} (-\Delta \xi) < 0$. \square

If $\sin t_1 \sin t_2 \neq 0$, then (5.3) can be factored as

$$(5.4) \quad \begin{aligned} \det(DQ) &= \frac{2 \Delta \xi}{l^2 \sqrt{1 + \sin^2 t_1} \sqrt{1 + \sin^2 t_2}} \sin t_1 \sin t_2 W(t_1, t_2), \quad \text{where} \\ W(t_1, t_2) &:= 2 \Delta \xi + \frac{(\Delta x)^2}{\Delta \xi} + \frac{\cos t_2 \sqrt{1 + \sin^2 t_2}}{\sin t_2} - \frac{\cos t_1 \sqrt{1 + \sin^2 t_1}}{\sin t_1}. \end{aligned}$$

Note that the sign of $\det(DQ)$ is the same as that of $\sin t_1 \sin t_2 W(t_1, t_2)$.

Lemma 5.2. *If $\sin t_1 \sin t_2 \neq 0$, then*

$$\begin{aligned} \frac{\partial W}{\partial t_1} &= \frac{\sqrt{1 + \sin^2 t_1}}{(\Delta \xi)^2} \left[\frac{\cos t_1 \Delta \xi}{\sin t_1} - \frac{\sin t_1 \Delta x}{\sqrt{1 + \sin^2 t_1}} \right]^2 \geq 0, \quad \text{and} \\ \frac{\partial W}{\partial t_2} &= -\frac{\sqrt{1 + \sin^2 t_2}}{(\Delta \xi)^2} \left[\frac{\cos t_2 \Delta \xi}{\sin t_2} - \frac{\sin t_2 \Delta x}{\sqrt{1 + \sin^2 t_2}} \right]^2 \leq 0. \end{aligned}$$

Proof. We only prove the result pertaining to $\frac{\partial W}{\partial t_1}$ since the proof of the other is the same, *mutatis mutandis*. Direct differentiation yields

$$\begin{aligned} \frac{\partial W}{\partial t_1} = & -2\xi'(t_1) + \frac{-2\Delta x \Delta \xi \cos t_1 + (\Delta x)^2 \xi'(t_1)}{(\Delta \xi)^2} \\ & - \frac{-\sin^2 t_1 \sqrt{1 + \sin^2 t_1} + \frac{\cos^2 t_1 \sin^2 t_1}{\sqrt{1 + \sin^2 t_1}} - \cos^2 t_1 \sqrt{1 + \sin^2 t_1}}{\sin^2 t_1}, \end{aligned}$$

which then simplifies to

$$\begin{aligned} \frac{\partial W}{\partial t_1} &= \frac{-2 \cos t_1 \Delta x \Delta \xi + \frac{\sin^2 t_1}{\sqrt{1 + \sin^2 t_1}} (\Delta x)^2}{(\Delta \xi)^2} + \left(\frac{\sqrt{1 + \sin^2 t_1}}{\sin^2 t_1} - \frac{1 + \sin^2 t_1}{\sqrt{1 + \sin^2 t_1}} \right) \\ &= \frac{-2 \cos t_1 \Delta x \Delta \xi + \frac{\sin^2 t_1}{\sqrt{1 + \sin^2 t_1}} (\Delta x)^2}{(\Delta \xi)^2} + \frac{\cos^2 t_1 \sqrt{1 + \sin^2 t_1}}{\sin^2 t_1}. \end{aligned}$$

A simple computation then shows that this last expression can be factored as stated in the lemma. \square

Theorem 5.3. *There exists a unique $t^* \in (0, \pi)$ such that $W(-t^*, t^*) = 0$. Moreover $\det(DQ) < 0$ on the following sets:*

- (i) $\{(t_1, t_2) : -\pi \leq t_1 < t_2 \leq 0, (t_1, t_2) \neq (-\pi, 0)\}$,
- (ii) $\{(t_1, t_2) : -t^* < t_1 < 0 < t_2 < t^*\}$
- (iii) $\{(t_1, t_2) : 0 \leq t_1 < t_2 \leq \pi, (t_1, t_2) \neq (0, \pi)\}$,
- (iv) $\{(t_1, t_2) : \pi - t^* < t_1 < \pi < t_2 < \pi + t^*\}$

Proof. For $-\pi < t_1 < 0 < t_2 < \pi$, the function $W(t_1, t_2)$ is analytic in both t_1 and t_2 , and consequently, it follows from Lemma 5.2 that $W(t_1, t_2)$ is increasing in t_1 and decreasing in t_2 . Furthermore, the function $W(-t, t)$ is analytic and decreasing for $t \in (0, \pi)$. Note that if $-\frac{\pi}{2} \leq t_1 < 0 < t_2 \leq \frac{\pi}{2}$, then $\sin t_1 < 0$ and it is clear (from (5.4)) that $W(t_1, t_2) > 0$. In particular, $W(-t, t) > 0$ for all $t \in (0, \frac{\pi}{2}]$. It is easy to verify (by inspection of (5.4)) that $\lim_{t \rightarrow \pi^-} W(-t, t) = -\infty$, and so it follows that there exists a unique $t^* \in (0, \pi)$ such that $W(-t^*, t^*) = 0$.

If (t_1, t_2) belongs to set (ii), then $W(t_1, t_2) > W(-t^*, t_2) > W(-t^*, t^*) = 0$ and since $\sin t_1 \sin t_2 < 0$, it follows that $\det(DQ) < 0$. This proves that $\det(DQ) < 0$ for all (t_1, t_2) in set (ii).

We will show that $\det(DQ) < 0$ for all (t_1, t_2) in set (i). This has already been proved in Lemma 5.1 if $0 = t_1 < t_2 < \pi$ or $0 < t_1 < t_2 = \pi$, so assume $0 < t_1 < t_2 < \pi$. As above, the function $W(t, t_2)$ is analytic and increasing for $t \in (0, t_2)$. It is easy to see (by inspection of (5.4)) that $\lim_{t \rightarrow t_2^-} W(t, t_2) = 0$, and therefore $W(t, t_2) < 0$ for all $t \in (0, t_2)$; in particular, $W(t_1, t_2) < 0$. Since $\sin t_1 \sin t_2 > 0$, we have $\det(DQ) < 0$. This completes the proof that $\det(DQ) < 0$ for all (t_1, t_2) in set (i).

Finally, if (t_1, t_2) belongs to set (iii) or set (iv), then $(t_1 - \pi, t_2 - \pi)$ belongs to set (i) or set (ii) and $\det(DQ(t_1, t_2)) = \det(DQ(t_1 - \pi, t_2 - \pi)) < 0$. \square

Corollary 5.4. *Let $t^* \in (0, \pi)$ be as defined in Theorem 5.3. Then $t^* > \frac{\pi}{2}$ and $\beta(0, t^*) > \frac{\pi}{2}$. Moreover, $\beta(0, t)$ is increasing for $t \in (0, t^*]$ and decreasing for $t \in [t^*, \pi]$.*

Proof. Since $W(-t, t) > 0$ for $t \in (0, \frac{\pi}{2}]$, it is clear that $t^* > \frac{\pi}{2}$. Since $W(-t^*, t^*) = 0$, it follows from (5.4) that $\det(DQ(-t^*, t^*)) = 0$, and therefore, by (5.1), we must have

$$\kappa(-t^*)\kappa(t^*) + \kappa(t^*)\frac{\sin(\alpha(-t^*, t^*))}{l(-t^*, t^*)} - \kappa(-t^*)\frac{\sin(\beta(-t^*, t^*))}{l(-t^*, t^*)} = 0.$$

From the definition of α and β it is clear that $\alpha(-t^*, t^*) = \beta(-t^*, t^*) > 0$ and $\kappa(t^*) = -\kappa(-t^*) > 0$, so the above equality reduces to $\kappa(t^*) - \frac{2\sin(\beta(-t^*, t^*))}{l(-t^*, t^*)} = 0$. From the symmetry of the curve R one has $\sin(\beta(-t^*, t^*)) = \sin(\beta(0, t^*))$ and $l(-t^*, t^*) = 2l(0, t^*)$ which yields $\kappa(t^*) - \frac{\sin(\beta(0, t^*))}{l(0, t^*)} = 0$. It now follows from (5.1) that $\frac{\partial\beta}{\partial t_2}(0, t^*) = 0$. Moreover, the uniqueness of $t^* \in (0, \pi)$ shows (running the above argument backwards) that $t = t^*$ is the unique $t \in (0, \pi)$ where $\frac{\partial\beta}{\partial t_2}(0, t) = 0$. This implies that the function $\beta(0, t)$ is increasing on $(0, t^*]$ and decreasing on $[t^*, \pi]$. Consequently, $\beta(0, t^*) > \beta(0, \pi) = \frac{\pi}{2}$. \square

Corollary 5.5. *There exists a unique $\bar{t} \in (0, t^*)$ such that $\beta(0, \bar{t}) = \frac{\pi}{2}$. Moreover, we have $\beta(0, t) < \frac{\pi}{2}$ for all $0 < t < \bar{t}$ and $\beta(0, t) > \frac{\pi}{2}$ for all $\bar{t} < t < \pi$.*

Proof. Since $\lim_{t \rightarrow 0^+} \beta(0, t) = 0$, $\beta(0, t^*) > \frac{\pi}{2}$, and $\beta(0, \pi) = \frac{\pi}{2}$, the result follows immediately from Corollary 5.4. \square

6. Unicity of Parameters

For $(\alpha, \beta) \in [-\frac{\pi}{2}, \frac{\pi}{2}]^2$, recall that $c_1(\alpha, \beta)$ is the unique C^∞ s-curve in $S_{\text{opt}}(\alpha, \beta)$. In Theorem 3.1 (iii), it is shown that if $(\alpha, \beta) \neq (0, 0)$, then there exist $t_1 < t_2 < t_1 + 2\pi$ such that $c_1(\alpha, \beta)$ is directly similar to $R_{[t_1, t_2]}$. In this section, we are concerned with the unicity of the parameters (t_1, t_2) . The rectangular elastic curve R is periodic in the sense that $R(t + 2\pi) = i2d + R(t)$, and it follows that $R_{[t'_1, t'_2]}$ is directly congruent to $R_{[t_1, t_2]}$ whenever $(t'_1, t'_2) = (t_1, t_2) + k(2\pi, 2\pi)$ for some integer k ; in particular $Q(t'_1, t'_2) = Q(t_1, t_2)$. With the identification $(t'_1, t'_2) \equiv (t_1, t_2)$, the half-plane $Y := \{(t_1, t_2) : t_1 \leq t_2\}$ becomes a half-cylinder, with boundary $t_1 = t_2$, and we adopt the view that Q is defined on the interior of the cylinder Y .

In this section, we will prove the following.

Theorem 6.1. *For all $(\alpha, \beta) \in [-\frac{\pi}{2}, \frac{\pi}{2}]^2 \setminus \{(0, 0)\}$, there exists a unique (t_1, t_2) in the cylinder Y such that $t_1 < t_2 < t_1 + 2\pi$ and $R_{[t_1, t_2]}$ is an s-curve with chord angles (α, β) .*

Theorem 6.2. *Let $t_1 < t_2 < t_1 + 2\pi$ be such that $R_{[t_1, t_2]}$ is an s-curve with chord angles $(\alpha, \beta) \in [-\frac{\pi}{2}, \frac{\pi}{2}]^2$. Then $R_{[t_1, t_2]}$ is directly similar to $c_1(\alpha, \beta)$.*

We define the following subsets of the interior of Y :

$$\begin{aligned} U_0 &:= \{(t_1, t_2) : -\pi \leq t_1 < t_2 \leq 0\} & V_1 &:= \{(t_1, t_2) : -\pi \leq t_1 < 0 < t_2 \leq \pi\} \\ U_2 &:= \{(t_1, t_2) : 0 \leq t_1 < t_2 \leq \pi\} & V_3 &:= \{(t_1, t_2) : 0 \leq t_1 < \pi < t_2 \leq 2\pi\}. \end{aligned}$$

These sets are pairwise disjoint subsets of the cylinder Y , and for $t_1 < t_2$, it is easy to verify that $R_{[t_1, t_2]}$ is a right c-curve if and only if $(t_1, t_2) \in U_0$, a non-degenerate right-left s-curve if and only if $(t_1, t_2) \in V_1$, a left c-curve if and only if $(t_1, t_2) \in U_2$, and a non-degenerate left-right s-curve if and only if $(t_1, t_2) \in V_3$.

The restriction $t_1 < t_2 < t_1 + 2\pi$ eliminates $(-\pi, \pi)$ from V_1 and $(0, 2\pi)$ from V_3 , and we therefore have the following as a consequence of Theorem 3.1 (iii).

Proposition 6.3. *For all $(\alpha, \beta) \in [-\frac{\pi}{2}, \frac{\pi}{2}]^2 \setminus \{(0, 0)\}$, there exists $(t_1, t_2) \in U_0 \cup V_1 \cup U_2 \cup V_3 \setminus \{(-\pi, \pi), (0, 2\pi)\}$ such that $c_1(\alpha, \beta)$ is directly similar to $R_{[t_1, t_2]}$.*

In particular, we have the following corollary.

Corollary 6.4. *For all $(\alpha, \beta) \in [-\frac{\pi}{2}, \frac{\pi}{2}]^2 \setminus \{(0, 0)\}$, there exists $(t_1, t_2) \in U_0 \cup V_1 \cup U_2 \cup V_3 \setminus \{(-\pi, \pi), (0, 2\pi)\}$ such that $Q(t_1, t_2) = (\alpha, \beta)$.*

We intend to show that the pair (t_1, t_2) is unique, but before beginning the proof of this, we will harmlessly replace V_1, V_3 with smaller sets U_1, U_3 , defined below.

With \bar{t} as defined in Corollary 5.5, we define

$$U_1 := \{(t_1, t_2) : -\bar{t} \leq t_1 < 0 < t_2 \leq \bar{t}\} \quad U_3 := \{(t_1, t_2) : \pi - \bar{t} \leq t_1 < \pi < t_2 \leq \pi + \bar{t}\}.$$

Lemma 6.5. *If (t_1, t_2) belongs to $V_1 \setminus U_1$ or $V_3 \setminus U_3$ and satisfies $t_2 - t_1 < 2\pi$, then $(\alpha, \beta) \notin [-\frac{\pi}{2}, \frac{\pi}{2}]^2$.*

Proof. We will only prove the lemma for $V_1 \setminus U_1$ since the proof for $V_3 \setminus U_3$ is similar. Let $(t_1, t_2) \in V_1 \setminus U_1$ satisfy $t_2 - t_1 < 2\pi$. We can assume, without loss of generality, that $t_2 \geq -t_1$, since the remaining case $t_2 < -t_1$ is similar. We will show that $\beta > \frac{\pi}{2}$. If $t_2 = -t_1$, then we must have $\bar{t} < t_2 < \pi$ and, by symmetry, $\beta = \beta(0, t_2)$; hence $\beta = \beta(0, t_2) > \frac{\pi}{2}$ by Corollary 5.5. So assume $t_2 > -t_1$, which implies $\bar{t} < t_2 \leq \pi$. The chord $[R(t_1), R(t_2)]$ must intersect the negative x -axis, since otherwise we would have $t_2 \leq -t_1$. Therefore, $\beta > \beta(0, t_2) > \frac{\pi}{2}$. \square

As a consequence of the lemma, the set $U_0 \cup V_1 \cup U_2 \cup V_3$ in Corollary 6.4 can be replaced with $U := U_0 \cup U_1 \cup U_2 \cup U_3$:

Corollary 6.6. *For all $(\alpha, \beta) \in [-\frac{\pi}{2}, \frac{\pi}{2}]^2 \setminus \{(0, 0)\}$, there exists $(t_1, t_2) \in U$ such that $Q(t_1, t_2) = (\alpha, \beta)$.*

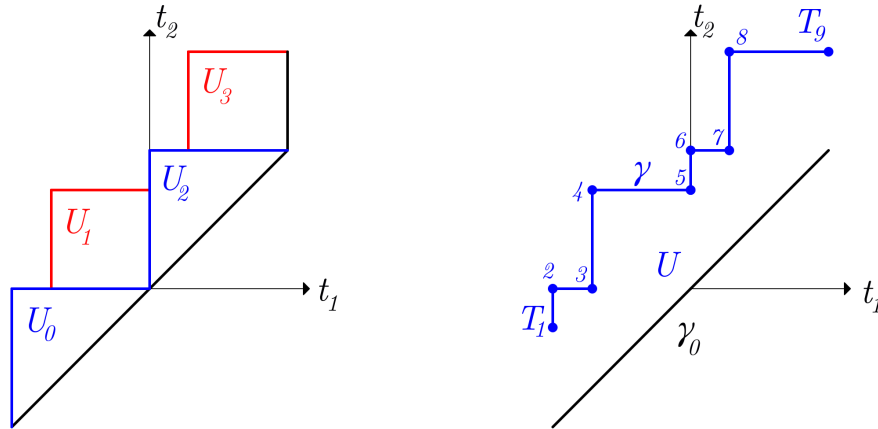


Fig. 10 (a) the sets U_0, U_1, U_2, U_3

(b) the set U and its boundary $\gamma_0 \cup \gamma$

In Fig. 10(a), the sets U_0, U_1, U_2, U_3 are depicted on the fundamental domain $-\pi \leq t_1 < \pi$ of the cylinder Y , and their union U is depicted in Fig. 10(b). The set U is bounded below by the line $\gamma_0 := \{(t_1, t_2) : t_1 = t_2\}$ (which is not contained in U) and above by the staircase path $\gamma := [T_1, T_2, \dots, T_9]$ (which is contained in U). Here, $T_1 = (-\pi, \bar{t} - \pi)$, $T_2 = (-\pi, 0)$, $T_3 = (-\bar{t}, 0)$, $T_4 = (-\bar{t}, \bar{t})$, and $T_i = T_{i-4} + (\pi, \pi)$ for $i = 5, 6, 7, 8, 9$. Note that on the cylinder Y , the vertical half line starting from γ_0 and passing through T_9 is identified with the same, but passing through T_1 ; in particular T_9 is identified with T_1 .

At present, Q is defined and is C^∞ on the interior of the cylinder Y . On the boundary of Y (the line γ_0), we define Q to be $(0, 0)$; in other words, we define $\alpha(t, t) := 0$ and $\beta(t, t) := 0$ for all $t \in \mathbb{R}$.

Lemma 6.7. *Q is continuous on the cylinder Y .*

Proof. We will show that $|\alpha(t_1, t_2)| + |\beta(t_1, t_2)| \leq 2(t_2 - t_1)$ whenever $t_1 < t_2$. It is generally true that the absolute sum of the chord angles is bounded by the absolute turning angle of the curve. In the present context, this means that $|\alpha| + |\beta| \leq \int_{t_1}^{t_2} |\kappa(t)| |R'(t)| dt$. Since $|\kappa(t)| = |2 \sin t| \leq 2$ and $|R'(t)| = 1/\sqrt{1 + \sin^2 t} \leq 1$, the desired inequality is immediate. \square

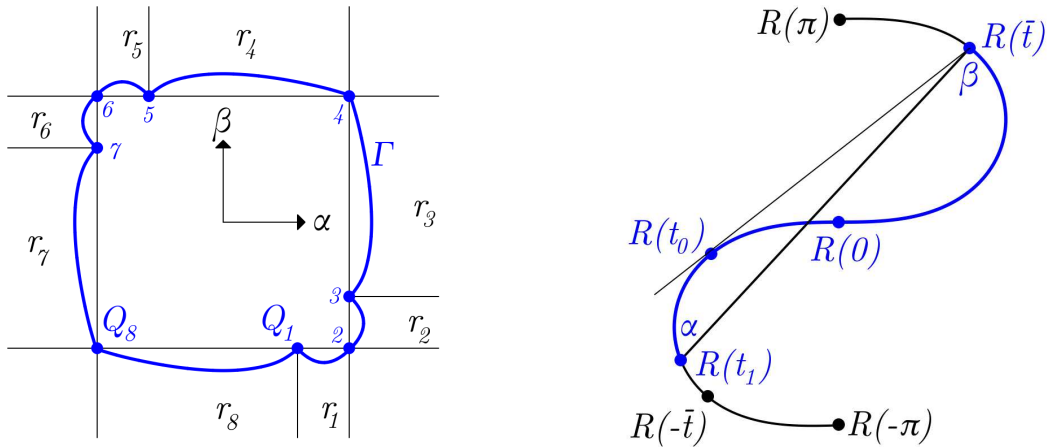


Fig. 11 (a) the image $\Gamma := Q(\gamma)$ (b) the parameters $-\bar{t} < t_1 < t_0 < 0$

Fig. 11 (a) depicts the image $\Gamma := Q(\gamma)$ where $Q_i := Q(T_i)$ are given by $Q_1 = (\bar{\psi}, -\frac{\pi}{2})$, $Q_2 = (\frac{\pi}{2}, -\frac{\pi}{2})$, $Q_3 = (\frac{\pi}{2}, -\bar{\psi})$, $Q_4 = (\frac{\pi}{2}, \frac{\pi}{2})$, and $Q_i = -Q_{i-4}$ for $i = 5, 6, 7, 8, 9$; here $\bar{\psi} := |\alpha(0, \bar{t})|$. The staircase path γ consists of eight segments $[T_i, T_{i+1}]$, $i = 1, 2, \dots, 8$, and it is apparent in Fig. 11(a) that their images $\{Q([T_i, T_{i+1}])\}$ belong to eight non-overlapping unbounded rectangles $\{r_i\}$. Specifically, $r_1 := [\bar{\psi}, \frac{\pi}{2}] \times (-\infty, -\frac{\pi}{2}]$, $r_2 := [\frac{\pi}{2}, \infty) \times [-\frac{\pi}{2}, -\bar{\psi}]$, $r_3 := [\frac{\pi}{2}, \infty) \times [-\bar{\psi}, \frac{\pi}{2}]$, $r_4 := [-\bar{\psi}, \frac{\pi}{2}] \times [\frac{\pi}{2}, \infty)$, and $r_i := -r_{i-4}$ for $i = 5, 6, 7, 8$.

Lemma. *For $i = 1, 2, \dots, 8$, Q is injective on $[T_i, T_{i+1}]$ and maps the interior of $[T_i, T_{i+1}]$ into the interior of r_i .*

Proof. Let us first consider the case $i = 4$, where $r_4 = [-\bar{\psi}, \frac{\pi}{2}] \times [\frac{\pi}{2}, \infty)$. Along the segment $[T_4, T_5]$ (see Fig. 10(b)), t_1 ranges from $-\bar{t}$ to 0 , while $t_2 = \bar{t}$ is fixed. At the endpoints, we have $\alpha(-\bar{t}, \bar{t}) = \beta(-\bar{t}, \bar{t}) = \frac{\pi}{2}$ and $\alpha(0, \bar{t}) = -\bar{\psi}$, $\beta(0, \bar{t}) = \frac{\pi}{2}$. Since $\kappa(t) < 0$ for $t \in (-\pi, 0)$, it is clear (see Fig. 11(b)) that $\beta(t_1, \bar{t}) > \beta(0, \bar{t}) = \frac{\pi}{2}$ and $\alpha(t_1, \bar{t}) < \alpha(0, \bar{t}) = -\bar{\psi} < \frac{\pi}{2}$ for $t_1 \in (-\bar{t}, 0)$.

Recall from (5.1) that $\frac{\partial \alpha}{\partial t_1} = |R'(t_1)| \left(\frac{\sin \alpha}{\ell} + \kappa(t_1) \right)$. Note that if $t_1 \in (-\bar{t}, 0)$ and $\alpha(t_1, \bar{t}) \leq 0$, then $\frac{\partial \alpha}{\partial t_1} < 0$. From this, one easily deduces that there exists $t_0 \in (-\bar{t}, 0)$ such that $\alpha(t_1, \bar{t}) > 0$ for $t_1 \in (-\bar{t}, t_0)$ and $\alpha(t_1, \bar{t}) < 0$ for $t_1 \in (t_0, 0]$. Furthermore, $\alpha(t_1, \bar{t})$ is decreasing for $t_1 \in [t_0, 0]$, and therefore we have $\alpha(t_1, \bar{t}) \in (-\bar{\psi}, \frac{\pi}{2})$ for $t_1 \in (-\bar{t}, 0)$. This completes the proof that Q maps the interior of $[T_4, T_5]$ into the interior of r_4 . We will now show that Q is injective on $[T_4, T_5]$. Recall from (5.1) that $\frac{\partial \beta}{\partial t_1} = |R'(t_1)| \frac{\sin \alpha}{\ell}$ and hence $\beta(t_1, \bar{t})$ is increasing when α is positive (i.e., for $t_1 \in [-\bar{t}, t_0)$) and $\beta(t_1, \bar{t})$ is decreasing when α is negative (i.e., for $t_1 \in (t_0, 0]$). Consequently, Q is injective on $[T_4, T_5]$. This proves the lemma in the case $i = 4$ and the cases $i = 3, 7, 8$ follow by symmetry.

We next consider the case $i = 5$, where $r_5 = [-\frac{\pi}{2}, -\bar{\psi}] \times [\frac{\pi}{2}, \infty)$. Along the segment $[T_5, T_6]$ (see Fig. 10(b)), $t_1 = 0$ is fixed while t_2 ranges from \bar{t} to π . It is shown in Corollary 5.5 that $\beta(0, t_2) > \frac{\pi}{2}$ for all $t_2 \in (\bar{t}, \pi)$. Recall from (5.1) that $\frac{\partial \alpha}{\partial t_2} = -|R'(t_2)| \frac{\sin \beta}{\ell}$. Since $\beta(0, t_2) > 0$, it follows that $\frac{\partial \alpha}{\partial t_2} < 0$ for all $t_2 \in [\bar{t}, \pi]$ and hence $\alpha(0, t_2)$ is decreasing for $t_2 \in [\bar{t}, \pi]$. Consequently, Q is injective on $[T_5, T_6]$, and since $\alpha(0, \bar{t}) = -\bar{\psi}$ and $\alpha(0, \pi) = -\frac{\pi}{2}$, it also follows that Q maps the interior of $[T_5, T_6]$ into the interior of r_5 . This proves the lemma for the case $i = 5$ and the cases 1, 2, 6 follow by symmetry. \square

Proposition 6.8. *The following hold.*

- (i) Q is continuous on $U \cup \gamma_0$.
- (ii) In the interior of U , Q is C^∞ and its Jacobian is nonzero.
- (iii) $Q(\gamma_0) = \{(0, 0)\}$ and $Q(t_1, t_2) \neq (0, 0)$ for all $(t_1, t_2) \in U$
- (iv) Q is injective on γ .

Proof. Item (i) is a consequence of Lemma 6.7, and (ii) is proved in Theorem 5.3. The first assertion in (iii), $Q(\gamma_0) = \{(0, 0)\}$, holds by definition. It is easy to verify that if f is an s-curve with chord angles $(\alpha, \beta) = (0, 0)$, then f is a line segment. But $R_{[t_1, t_2]}$ is never a line segment because the signed curvature of R only vanishes at times $k\pi$, $k \in \mathbb{Z}$. Since $R_{[t_1, t_2]}$ is an s-curve for all $(t_1, t_2) \in U$, we obtain the second assertion in (iii). Since the rectangles r_1, r_2, \dots, r_8 are non-overlapping, we obtain (iv) as a consequence of the above lemma. \square

On the basis of Proposition 6.8, we have the following, which is proved in the Appendix.

Theorem 6.9. *Q is injective on U .*

Remark. The proof of Theorem 6.9 can be extended to show that Q is injective on the larger set U obtained with U_1 and U_3 defined with t^* in place of \bar{t} .

We can now easily prove Theorems 6.1 and 6.2.

Proof of Theorem 6.1. Let $(\alpha, \beta) \in [-\frac{\pi}{2}, \frac{\pi}{2}]^2 \setminus \{(0, 0)\}$. It follows from Corollary 6.6 and Theorem 6.9 that there exists a unique $(t_1, t_2) \in U$ such that $Q(t_1, t_2) = (\alpha, \beta)$; this establishes existence. Now, if $(t_1, t_2) \in Y$ is such that $t_1 < t_2 < t_1 + 2\pi$ and $R_{[t_1, t_2]}$ is an s-curve with chord angles (α, β) , then it follows from Lemma 6.5 and the observations made above Proposition 6.3 that $(t_1, t_2) \in U$, whence follows uniqueness. \square

Proof of Theorem 6.2. Assume $t_1 < t_2 < t_1 + 2\pi$ and that $R_{[t_1, t_2]}$ is an s-curve. From the observations above Proposition 6.3, it follows that (t_1, t_2) , as a point on the cylinder Y , belongs to $U_0 \cup V_1 \cup U_2 \cup V_3 \setminus \{(-\pi, \pi), (0, 2\pi)\}$. Assume that the chord angles (α, β)

of $R_{[t_1, t_2]}$ belong to $[-\frac{\pi}{2}, \frac{\pi}{2}]$. As mentioned in the proof of Proposition 6.8 (iii), we must have $(\alpha, \beta) \neq (0, 0)$ and therefore, by Proposition 6.3, there exists $(t'_1, t'_2) \in U_0 \cup V_1 \cup U_2 \cup V_3 \setminus \{(-\pi, \pi), (0, 2\pi)\}$ such that $c_1(\alpha, \beta)$ is directly similar to $R_{[t'_1, t'_2]}$. Since $Q(t_1, t_2) = (\alpha, \beta) = Q(t'_1, t'_2)$, it follows from Theorem 6.1 that $(t_1, t_2) = (t'_1, t'_2)$ (in the cylinder Y) and therefore $R_{[t'_1, t'_2]}$ is directly congruent to $R_{[t_1, t_2]}$; hence $R_{[t_1, t_2]}$ is directly similar to $c_1(\alpha, \beta)$. \square

7. Proof of Condition (4.1)

In this section we prove that condition (4.1) holds with $\mu = 2$:

Theorem 7.1. *For all $(\alpha_0, \beta_0) \in [-\frac{\pi}{2}, \frac{\pi}{2}]^2 \setminus \{(-\frac{\pi}{2}, \frac{\pi}{2}), (\frac{\pi}{2}, -\frac{\pi}{2})\}$,*

$$(7.1) \quad [-\kappa_a(c_1(\alpha_0, \beta_0)), \kappa_b(c_1(\alpha_0, \beta_0))] = 2\nabla E_1(\alpha_0, \beta_0).$$

Proof. Fix $(\alpha_0, \beta_0) \in [-\frac{\pi}{2}, \frac{\pi}{2}]^2 \setminus \{(-\frac{\pi}{2}, \frac{\pi}{2}), (\frac{\pi}{2}, -\frac{\pi}{2})\}$. We first address the easy case $(\alpha_0, \beta_0) = (0, 0)$, where $c_1(0, 0)$ is a line segment. In the proof of [3, Prop. 7.6], it is shown that there exists a constant C such that $E_1(\alpha, \beta) = E(\alpha, \beta) \leq C(\tan^2 \alpha + \tan \alpha \tan \beta + \tan^2 \beta)$ for all $(\alpha, \beta) \in [-\pi/3, \pi/3]^2$. From this it easily follows that $\nabla E_1(0, 0) = [0, 0]$, and since the line segment $c_1(0, 0)$ has 0 curvature, we obtain (7.1) for the case $(\alpha_0, \beta_0) = (0, 0)$.

We proceed assuming $(\alpha_0, \beta_0) \in [-\frac{\pi}{2}, \frac{\pi}{2}]^2 \setminus \{(-\frac{\pi}{2}, \frac{\pi}{2}), (\frac{\pi}{2}, -\frac{\pi}{2}), (0, 0)\}$. It follows from Corollary 6.6 that there exists $(\tau_1, \tau_2) \in U$ such that $Q(\tau_1, \tau_2) = (\alpha_0, \beta_0)$. The restriction $(\alpha_0, \beta_0) \notin \{(-\frac{\pi}{2}, \frac{\pi}{2}), (\frac{\pi}{2}, -\frac{\pi}{2})\}$ ensures that $(\tau_1, \tau_2) \notin \{(0, \pi), (-\pi, 0)\}$, and consequently, it follows from Theorem 5.3 that $DQ(\tau_1, \tau_2)$ is nonsingular. Since Q is C^∞ on the interior of the cylinder Y (defined in Section 6), it follows that there exists an open neighborhood N of (τ_1, τ_2) such that Q is injective on N , DQ is nonsingular on N , $Q(N)$ is an open neighborhood of (α_0, β_0) , and Q^{-1} is C^∞ on $Q(N)$. We define $E^* : Q(N) \rightarrow [0, \infty)$ as follows. For $(\alpha, \beta) \in Q(N)$,

$$E^*(\alpha, \beta) := l \|R_{[t_1, t_2]}\|^2, \text{ where } (t_1, t_2) := Q^{-1}(\alpha, \beta) \text{ and } l := |R(t_1) - R(t_2)|.$$

Claim. If $(\alpha, \beta) \in Q(N) \cap [-\frac{\pi}{2}, \frac{\pi}{2}]^2$, then $E^*(\alpha, \beta) = E_1(\alpha, \beta)$ and $c_1(\alpha, \beta)$ is directly congruent to $\frac{1}{l}R_{[t_1, t_2]}$.

proof. Assume $(\alpha, \beta) \in Q(N) \cap [-\frac{\pi}{2}, \frac{\pi}{2}]^2$. Since $Q(t_1, t_2) = (\alpha, \beta)$, it follows from Theorems 6.1 and 6.2 that $c_1(\alpha, \beta)$ is directly similar to $R_{[t_1, t_2]}$. Consequently, $c_1(\alpha, \beta)$ is directly congruent to $\frac{1}{l}R_{[t_1, t_2]}$ and $E_1(\alpha, \beta) := \|c_1(\alpha, \beta)\|^2 = E^*(\alpha, \beta)$, as claimed.

We recall, from Section 2, that the curvature of R is given by $\kappa(t) = 2 \sin t$, and hence $\kappa_a(c_1(\alpha, \beta)) = 2l \sin t_1$ and $\kappa_b(c_1(\alpha_0, \beta_0)) = 2l \sin t_2$. So with the claim in view, in order to establish (7.1) it suffices to show that

$$(7.2) \quad [-l \sin t_1, l \sin t_2] = \nabla E^*(\alpha, \beta), \text{ for all } (\alpha, \beta) \in Q(N).$$

The bending energy of $R_{[t_1, t_2]}$ (see Section 2) is given by $\|R_{[t_1, t_2]}\|^2 = \xi(t_2) - \xi(t_1) =: \Delta\xi$, and hence $E^*(\alpha, \beta) = l\Delta\xi$. Defining $\tilde{E} : N \rightarrow [0, \infty)$ by $\tilde{E}(t_1, t_2) := l\Delta\xi$, we have $\tilde{E} = E^* \circ Q$, and therefore, since DQ is nonsingular on N , (7.2) is equivalent to

$$[-l \sin t_1, l \sin t_2]DQ = \nabla \tilde{E}(t_1, t_2), \text{ for all } (t_1, t_2) \in N.$$

This can be written explicitly as

$$(7.3) \quad \begin{aligned} -l \sin t_1 \frac{\partial \alpha}{\partial t_1} + l \sin t_2 \frac{\partial \beta}{\partial t_1} &= \frac{\partial}{\partial t_1}(l\Delta\xi) \\ -l \sin t_1 \frac{\partial \alpha}{\partial t_2} + l \sin t_2 \frac{\partial \beta}{\partial t_2} &= \frac{\partial}{\partial t_2}(l\Delta\xi) \end{aligned}$$

Using (5.1) and the formulae above (5.3) the first equality is proved as follows.

$$\begin{aligned} -l \sin t_1 \frac{\partial \alpha}{\partial t_1} + l \sin t_2 \frac{\partial \beta}{\partial t_1} &= |R'(t_1)| \sin \alpha \Delta x - l \sin t_1 |R'(t_1)| \kappa(t_1) \\ &= (-\cos t_1 \Delta\xi + \xi'(t_1) \Delta x) \frac{\Delta x}{l} - 2l\xi'(t_1) \\ &= (-\cos t_1 \Delta\xi + \xi'(t_1) \Delta x) \frac{\Delta x}{l} - \frac{\Delta x^2 + \Delta\xi^2}{l} \xi'(t_1) - l\xi'(t_1) \\ &= -\frac{-\cos t_1 \Delta x - \xi'(t_1) \Delta\xi}{l} \Delta\xi - l\xi'(t_1) = \frac{\partial}{\partial t_1}(l\Delta\xi). \end{aligned}$$

We omit the proof of the second equality since it is very similar. \square

Corollary 7.2. E_1 is C^∞ on $[-\frac{\pi}{2}, \frac{\pi}{2}]^2 \setminus \{(-\frac{\pi}{2}, \frac{\pi}{2}), (\frac{\pi}{2}, -\frac{\pi}{2}), (0, 0)\}$

Proof. Fix $(\alpha_0, \beta_0) \in [-\frac{\pi}{2}, \frac{\pi}{2}]^2 \setminus \{(-\frac{\pi}{2}, \frac{\pi}{2}), (\frac{\pi}{2}, -\frac{\pi}{2}), (0, 0)\}$ and let N and E^* be as in the proof above. Then E^* is C^∞ on $Q(N)$, an open neighborhood of (α_0, β_0) . The desired conclusion is now a consequence of the Claim in the above proof. \square

8. Proof of Condition (4.3)

In this section, we prove condition (4.3); namely that for every $\alpha \in [-\frac{\pi}{2}, \frac{\pi}{2}]$ there exists β_α^* , with $|\beta_\alpha^*| \leq \frac{\pi}{2} - \Psi$, such that

$$(8.1) \quad \text{sign} \left(\frac{\partial}{\partial \beta} E_1(\alpha, \beta) \right) = \text{sign}(\beta - \beta_\alpha^*) \text{ for all } \beta \text{ satisfying } |\beta| \leq \frac{\pi}{2} \text{ and } |\beta - \alpha| < \pi.$$

With Theorem 6.9 in view, we treat the mapping Q as a bijection between U and $Q(U)$, which (by Corollary 6.6) contains $[-\frac{\pi}{2}, \frac{\pi}{2}]^2 \setminus \{(0, 0)\}$. Let $\alpha \in [-\frac{\pi}{2}, \frac{\pi}{2}]$ be fixed. For the sake of clarity our proof is broken into three α -dependent cases.

Case 1: $0 < \alpha \leq \frac{\pi}{2}$.

Set $B = [-\frac{\pi}{2}, \frac{\pi}{2}] \setminus \{\alpha - \pi\}$. It follows from Corollary 7.2 that the function $\beta \mapsto E_1(\alpha, \beta)$ is C^∞ on B , and, from Theorem 7.1, we have that $\frac{\partial}{\partial \beta} E_1(\alpha, \beta) = \frac{1}{2} \kappa_b(c_1(\alpha, \beta))$. Note that if $(t_1, t_2) = Q^{-1}(\alpha, \beta)$, then $R_{[t_1, t_2]}$ is directly similar to $c_1(\alpha, \beta)$, and consequently $\text{sign}\left(\frac{\partial}{\partial \beta} E_1(\alpha, \beta)\right) = \text{sign}(\sin t_2)$ since the signed curvature of $R(t)$ is $\kappa(t) = 2 \sin t$.

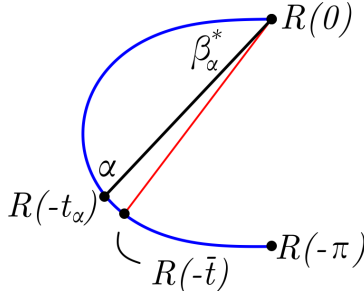


Fig. 12 the parameter $-t_\alpha$

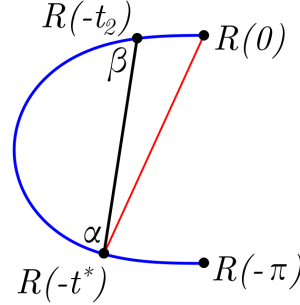


Fig. 13 the parameter $-t_2$

By Theorem 5.3 and symmetry, there exists a unique $-t_\alpha \in [-\bar{t}, 0)$ such that $\alpha(-t_\alpha, 0) = \alpha$. Set $\beta_\alpha^* := \beta(-t_\alpha, 0) < 0$ and note that $R_{[-t_\alpha, 0]}$ (see Fig. 12) has chord angles (α, β_α^*) while $\text{sign}\left(\frac{\partial E_1}{\partial \beta}(\alpha, \beta_\alpha^*)\right) = \text{sign}(\sin 0) = 0$. Furthermore, we have $|\beta_\alpha^*| = |\alpha(0, t_\alpha)| \leq |\alpha(0, \bar{t})| = \frac{\pi}{2} - \Psi$, and it is shown in [3, Lemma 6.3] that $|\beta_\alpha^*| = |\alpha(0, t_\alpha)| < \beta(0, t_\alpha) = \alpha$.

Claim: If $\beta \in B$ is such that $\frac{\partial E_1}{\partial \beta}(\alpha, \beta) = 0$, then $\beta = \beta_\alpha^*$.

proof. Assume $\beta \in B$ is such that $\frac{\partial E_1}{\partial \beta}(\alpha, \beta) = 0$. Set $(t_1, t_2) = Q^{-1}(\alpha, \beta)$. Then t_2 equals either 0 or π (since $\sin t_2 = 0$ and $(t_1, t_2) \in U$). If $t_2 = 0$, then $(t_1, t_2) \in U_0$ and it follows from Theorem 5.3 and symmetry that $t_1 = -t_\alpha$ and hence $\beta = \beta_\alpha^*$. On the other hand, if $t_2 = \pi$ then $(t_1, t_2) \in U_0$ and it follows that $\alpha = \alpha(t_1, t_2) < 0$ which is a contradiction; hence the claim.

Note that $R_{[-t_\alpha, t_\alpha]}$ has chord angles (α, α) and hence $\text{sign}\left(\frac{\partial E_1}{\partial \beta}(\alpha, \alpha)\right) = \text{sign}(\sin t_\alpha) > 0$. Since $\alpha > 0 > \beta_\alpha^*$, it follows from continuity that $\text{sign}\left(\frac{\partial E_1}{\partial \beta}(\alpha, \beta)\right) > 0$ for $\beta \in B$ with $\beta > \beta_\alpha^*$.

Now, in order to complete the proof (of Case I), it suffices to show that there exists $\beta \in B$ such that $\text{sign}\left(\frac{\partial E_1}{\partial \beta}(\alpha, \beta)\right) < 0$. Since $\alpha(-t^*, 0) = \beta(0, t^*) > \frac{\pi}{2} \geq \alpha$, it follows that there exists $-t_2 \in (-t^*, 0)$ such that $\alpha(-t^*, -t_2) = \alpha$. Set $\beta := \beta(-t^*, -t_2) < 0$ (see Fig. 13). It is easy to verify that $|\beta| < \frac{\pi}{2}$ and therefore $\beta \in B$. Note that $\text{sign}\left(\frac{\partial E_1}{\partial \beta}(\alpha, \beta)\right) = \text{sign}(\sin(-t_2)) < 0$. This completes the proof for Case I.

Case II: $-\frac{\pi}{2} \leq \alpha < 0$ This case follows from Case I and the symmetry $E_1(\alpha, \beta) = E_1(-\alpha, -\beta)$.

Case III: $\alpha = 0$.

Set $\beta_0^* := 0$. It is shown in Theorem 7.1 that $\frac{\partial E_1}{\partial \beta}(0, 0) = 0$.

Claim: If $\beta \in [-\frac{\pi}{2}, \frac{\pi}{2}]$ is such that $\frac{\partial E_1}{\partial \beta}(0, \beta) = 0$, then $\beta = 0$.

proof. By way of contradiction, assume $\beta \in [-\frac{\pi}{2}, \frac{\pi}{2}] \setminus \{0\}$ is such that $\frac{\partial E_1}{\partial \beta}(0, \beta) = 0$. Set $(t_1, t_2) = Q^{-1}(0, \beta)$. Then t_2 equals either 0 or π . If $t_2 = 0$, then $t_1 \in [-\pi, 0)$ and it follows

that $\alpha > 0$, which is a contradiction. On the other hand, if $t_2 = \pi$, then $t_1 \in [0, \pi)$ and it follows that $\alpha < 0$, which again is a contradiction; hence the claim.

The symmetry $E_1(0, \beta) = E_1(0, -\beta)$ ensures that $\frac{\partial E_1}{\partial \beta}(0, -\beta) = -\frac{\partial E_1}{\partial \beta}(0, \beta)$ and therefore it suffices to show that $\frac{\partial E_1}{\partial \beta}(0, \beta) > 0$ for all $\beta \in (0, \frac{\pi}{2}]$. Define $g(\beta) := E_1(0, \beta)$, $\beta \in [0, \frac{\pi}{2}]$ so that $g'(\beta) = \frac{\partial E_1}{\partial \beta}(0, \beta)$. Then g is continuous on $[0, \frac{\pi}{2}]$ and is C^∞ on $(0, \frac{\pi}{2}]$. It follows from the claim that $\text{sign}(g')$ is nonzero and constant on $(0, \frac{\pi}{2}]$. If $\text{sign}(g') = -1$ on $(0, \frac{\pi}{2}]$, then we would have $E_1(0, \frac{\pi}{2}) < E_1(0, 0) = 0$, which is a contradiction; therefore $\text{sign}(g') = 1$ on $(0, \frac{\pi}{2}]$ and this completes the proof of the final case.

9. Appendix

The goal of this section is to prove Theorem 6.9. The proof that Q is injective on U uses ideas from the proof of the Hadamard-Caccioppoli theorem, which states [1, Th. 1.8, page 47]

Theorem (Hadamard-Caccioppoli). *Let M, N be metric spaces and $F \in C(M, N)$ be proper and locally invertible on all of M . Suppose that M is arcwise connected and N is simply connected. Then F is a homeomorphism from M to N .*

Unfortunately, not all the conditions of the Hadamard-Caccioppoli theorem are satisfied, for Q is not locally invertible on γ_0 . To remedy this we are going to use results needed in the proof the Hadamard-Caccioppoli theorem [1, Th. 1.6, page 47].

Let M, N be metric spaces. For a map $F \in C(M, N)$ denote by $\Sigma = \{u \in M : F \text{ is not locally invertible at } u\}$ the singular set of F and for $v \in N$ denote by $[v]$ the cardinal number of the set $F^{-1}(v)$.

Theorem 9.1. [1, Th. 1.6, page 47] *Let $F \in C(M, N)$ be proper. Then $[v]$ is constant on every connected component of $N - F(\Sigma)$.*

In our case $M = U \cup \gamma_0$, $F = Q$ and $N = Q(M)$. The properties of Q are summarized in Proposition 6.8.

Let us recall from Section 6 that M is topologically an annulus, the boundary ∂M consists of two curves γ_0 and the staircase curve γ depicted in Fig. 10 (b). Since M is compact Q will be proper ($Q^{-1}(K)$ is compact if K is compact). $Q(\gamma_0) = \{(0, 0)\}$ and $Q(\gamma) = \Gamma$ (depicted in Fig. 10 (a)) is a simple closed curve ((iv) of Proposition 6.8) and Q is injective on γ .

First we will show that Q maps M onto the union of the interior of Γ and Γ and it maps the interior of M onto the interior of Γ minus the point $(0, 0)$.

Since Γ is a Jordan curve it has an interior. Let us denote by $N_0 = \{\text{interior of } \Gamma\} \cup \Gamma$.

Proposition 9.2. $N = N_0$ and $Q(M - \{\gamma, \gamma_0\}) = N - (\Gamma \cup \{(0, 0)\})$.

Proof. Claim 1. If $x \in \text{int}M$, then $Q(x) \in N_0$ (where $\text{int}M = M - \{\gamma, \gamma_0\}$). Suppose it is not true and there is a point $x \in \text{int}M$ such that $Q(x) \notin N_0$.

By Proposition 6.8 the Jacobian of Q is not zero at the points of $\text{int}M$ therefore it is an open mapping, that is $Q(\text{int}M)$ is an open set. The indirect assumption means that

$Q(\text{int}M)$ has a point outside N_0 and since it is a bounded set (obvious from the definition of Q) it must have a boundary point y outside N_0 . Let $x_n \in \text{int}M$ be a sequence such that $\lim Q(x_n) = y$. Passing on to a subsequence if necessary we can assume that x_n is convergent with $\lim x_n = x^*$. Clearly $x^* \notin \{\gamma, \gamma_0\}$ since $Q(\gamma_0) = (0, 0)$ and $Q(\gamma) = \Gamma$. Since the Jacobian of Q at x^* is not zero therefore it maps an open neighborhood of x^* onto an open neighborhood of $Q(x^*) = y$, which is a contradiction.

Claim 2. If $x \in \text{int}M$, then $Q(x) \in N_0 - \{\Gamma, (0, 0)\}$. Item (iii) of Proposition 6.8 states that $Q(x) \neq (0, 0)$. Since Q is a local diffeomorphism at x ((ii) Proposition 6.8) if $Q(x) \in \Gamma$ that would imply that there is a point $y \in \text{int}M$ near x such that $Q(y) \notin N_0$. That would be in contradiction with Claim 1.

Claim 3. The map $Q : M \rightarrow N_0$ is onto. Since $Q(\gamma_0) = (0, 0)$, $Q(\gamma) = \Gamma$ and $Q(M)$ compact if $Q(M) \neq N_0$ there has to be a boundary point u of $Q(M)$ such that $u \in Q(M) - (\Gamma \cup \{(0, 0)\})$. To find u one has to connect a point inside the image different from $(0, 0)$ to a point of N_0 which is outside $Q(M)$ with a curve avoiding both the point $(0, 0)$ and the curve Γ . On this curve one can find u .

Let $x \in \text{int}M$ be a point such that $Q(x) = u$. Since Q is a local diffeomorphism at x , $u = Q(x)$ cannot be a boundary point of the image. This leads to a contradiction and the claim is proved.

Therefore we have $N = N_0$ and the Proposition is proved. \square

Proposition 9.3. *For any $v \in \Gamma$, $Q^{-1}(v)$ consists of one single point.*

Proof. Since $Q(\gamma) = \Gamma$ it is clear that $Q^{-1}(v)$ is not empty. From the Previous Proposition it follows that if $x, y \in Q^{-1}(v)$, then both $x, y \in \gamma$. Since Q is injective on γ ((iv) Theorem 7.8) it implies that $x = y$ \square

To show that the singular set of Q (the set of points where Q is not locally invertible) is γ_0 only, we need the following:

Proposition 9.4. *Q is locally invertible at every point of γ .*

The proof will rely on the fact [6, Lemma 3, page 239] that proper local homeomorphisms are covering maps, therefore they have the unique path-lifting property. The precise statement is as follows.

Proposition 9.5. [6, Lemma 3] *Let X, Y be two Hausdorff spaces and let Y be pathwise connected. Any surjective, proper local homeomorphism $f : X \rightarrow Y$ must be a covering projection.*

Proof of Proposition 9.4. Let $x \in \gamma$ be any point and set $y = Q(x) \in \Gamma$. Choose $\epsilon < \text{dist}(\Gamma, (0, 0))$ small enough such that $N \cap B(y, \epsilon)$ is connected therefore simply connected. Here $B(y, \epsilon)$ denotes the closed ball of radius ϵ centered around y . Since the boundary of N is a piecewise differentiable curve one can find such ϵ .

Let $\delta > 0$ be chosen such that $Q(M \cap B(x, \delta)) \subset B(y, \epsilon)$. Such δ exists because Q is continuous at x . It is enough to show that Q is one-to-one on $M \cap B(x, \delta)$ since a continuous, one-to-one map between compact subsets of \mathbb{R}^2 has a continuous inverse.

Suppose it is not true. Then there are points $x_1 \neq x_2 \in M \cap B(x, \delta)$ such that $Q(x_1) = Q(x_2)$. From the previous propositions (Proposition 9.3 and Proposition 9.2) it follows that $x_1, x_2 \notin \gamma$. Let $h : [0, 1] \rightarrow \text{int}M \cap B(x, \delta)$ be a curve connecting x_1 to x_2 and set $g = Q(h)$.

Then g is a closed curve in $\text{int}N \cap B(y, \epsilon)$ which is simply connected. Note that $\text{int}N \cap B(y, \epsilon)$ does not contain $(0, 0)$. Therefore, there is a homotopy $H : [0, 1] \times [0, 1] \rightarrow N \cap B(y, \epsilon)$ such that $H(0, t) = g(t)$ and $H(s, 0) = H(s, 1) = H(1, t) = Q(x_1)$ for all $s, t \in [0, 1]$.

The map $Q : \text{int}M \rightarrow \text{int}N - \{(0, 0)\}$ is proper (Proposition 9.2) and since the Jacobian of Q is not zero, it is a local homeomorphism, hence by Proposition 9.5 it is a covering map. This means that we can lift H (the image of H avoids the point $(0, 0)$) to a homotopy $\bar{H} : [0, 1] \times [0, 1] \rightarrow \text{int}M$ with the property that $Q(\bar{H}(s, t)) = H(s, t)$. This implies that $\bar{H}(s, 0) = x_1$ and $\bar{H}(s, 1) = x_2$ for all $s \in [0, 1]$, therefore we have curve $t \rightarrow \bar{H}(1, t)$ in $\text{int}M$ connecting x_1 to x_2 such that the image of this curve by Q is one point $Q(x_1)$. This contradicts the fact that Q is a local homeomorphism on $\text{int}M$. \square

Proof of Theorem 6.9. We have already proved that Q is proper. Since Q is locally invertible at the points of $\text{int}M$ (the Jacobian of Q is not zero) and at the points of γ (Proposition 9.4) we see that the singular set of Q is γ_0 only and since $Q(\gamma_0) = \{(0, 0)\}$ from Theorem 9.1 we obtain that for all $v \in N - \{(0, 0)\}$ $[v]$ is constant. Since Q is injective on γ and if $u \in M - \{\gamma, \gamma_0\}$ then $Q(u) \notin \Gamma$ we obtain that $[v] = 1$ for all $v \in \Gamma$, therefore $[v] = 1$ for all $v \in N - \{(0, 0)\}$. This means that Q is injective on U and the proof of Theorem 6.9 is complete. \square

REFERENCES

1. A. Ambrosetti & G. Prodi, *A Primer of Nonlinear Analysis* (1993), Cambridge University Press.
2. G. Birkhoff & C.R. de Boor, *Piecewise polynomial interpolation and approximation*, Approximation of Functions, Proc. General Motors Symposium of 1964, H.L. Garabedian ed., Elsevier, New York and Amsterdam, 1965, pp. 164-190.
3. A. Borbély & M.J. Johnson, *Elastic Splines I: Existence*, Constr. Approx. **40** (2014), 189–218.
4. G.H. Brunnett, *Properties of minimal-energy splines*, Curve and surface design, SIAM, Philadelphia PA, 1992, pp. 3-22.
5. S.D. Fisher & J.W. Jerome, *Stable and unstable elastica equilibrium and the problem of minimum curvature*, J. Math. Anal. Appl. **53** (1976), 367–376.
6. Chung-Wu Ho, *A note on proper maps*, Proc. Amer. Math. Soc. **51** (1975), 237-241.
7. J.W. Jerome, *Minimization problems and linear and nonlinear spline functions I: Existence*, SIAM J. Numer. Anal. **10** (1973), 808–819.
8. J.W. Jerome, *Interpolating Curves of Prescribed Length and Minimum Curvature*, Proc. Amer. Math. Soc. **51** (1975), 62–66.
9. M.J. Johnson, H.S. Johnson, *A constructive framework for minimal energy planar curves*, Appl. Math. Comp. **276** (2016), 172–181.
10. E.H. Lee & G.E. Forsyth, *Variational study of nonlinear spline curves*, SIAM Rev. **15** (1975), 120–133.
11. A. Linnér & J.W. Jerome, *A unique graph of minimal elastic energy*, Trans. Amer. Math. Soc. **359** (2007), 2021–2041.

DEPARTMENT OF MATHEMATICS, FACULTY OF SCIENCE, KUWAIT UNIVERSITY, P.O. BOX 5969, SAFAT 13060, KUWAIT

E-mail address: `borbely.albert@gmail.com`, `yohnson1963@hotmail.com`