

Recent progress on QCD inputs for axion phenomenology

Claudio Bonati^{1,2,a}, Massimo D'Elia^{1,2,b}, Marco Mariti^{1,2,c}, Guido Martinelli^{3,4,d}, Michele Mesiti^{1,2,e}, Francesco Negro^{2,f}, Francesco Sanfilippo^{5,g}, and Giovanni Villadoro^{6,h}

¹*Dipartimento di Fisica dell'Università di Pisa, Largo Pontecorvo 3, I-56127 Pisa, Italy*

²*INFN sezione di Pisa, Largo Pontecorvo 3, I-56127 Pisa, Italy*

³*Dipartimento di Fisica dell'Università di Roma "La Sapienza", Piazzale Aldo Moro 5, I-00185 Roma, Italy*

⁴*INFN Sezione di Roma La Sapienza, Piazzale Aldo Moro 5, I-00185 Roma, Italy*

⁵*School of Physics and Astronomy, University of Southampton, SO17 1BJ Southampton, United Kingdom*

⁶*Abdus Salam International Centre for Theoretical Physics, Strada Costiera 11, 34151, Trieste, Italy*

Abstract. The properties of the QCD axion are strictly related to the dependence of strong interactions on the topological parameter theta. We present a determination of the topological properties of QCD for temperatures up to around 600 MeV, obtained by lattice QCD simulations with 2+1 flavors and physical quark masses. Numerical results for the topological susceptibility, when compared to instanton gas computations, differ both in size and in the temperature dependence. We discuss the implications of such findings for axion phenomenology, also in comparison to similar studies in the literature, and the prospects for future investigations.

1 Introduction

Axions have been advocated long ago [1–4] as a possible solution to the so-called strong-CP problem through the Peccei-Quinn (PQ) mechanism. It was soon realized that the axion could also be a possible source of dark matter [5–7]. That puts axions among the best candidates for physics beyond the Standard Model. A reliable computation of the axion relic density and of the present axion mass requires a quantitative estimate of the parameters entering the axion effective potential, i.e. its mass and self-coupling, as a function of the temperature.

Large part of the information is contained in the dependence of strong interactions on the topological parameter θ , which enters the pure gauge part of the QCD Euclidean Lagrangian as

$$\mathcal{L}_\theta = \frac{1}{4} F_{\mu\nu}^a(x) F_{\mu\nu}^a(x) - i\theta q(x) ; \quad q(x) = \frac{g^2}{64\pi^2} \epsilon_{\mu\nu\rho\sigma} F_{\mu\nu}^a(x) F_{\rho\sigma}^a(x) \quad (1)$$

^ae-mail: claudio.bonati@df.unipi.it present address: Dipartimento di Fisica e Astronomia & INFN-Sezione di Firenze, Via Sansone 1, 50019, Sesto Fiorentino (FI), Italy

^bSpeaker; e-mail: massimo.delia@unipi.it

^ce-mail: mariti@df.unipi.it

^de-mail: guido.martinelli@roma1.infn.it

^ee-mail: mesiti@pi.infn.it

^fe-mail: fnegro@pi.infn.it

^ge-mail: f.sanfilippo@soton.ac.uk present address: INFN, Sez. di Roma Tre, Via della Vasca Navale 84, I-00146 Rome, Italy

^he-mail: giovanni.villadoro@ictp.it

where $q(x)$ is the topological charge density. The free energy density can be parametrized as follows

$$F(\theta, T) = F(0, T) + \frac{1}{2}\chi(T)\theta^2(1 + b_2(T)\theta^2 + b_4(T)\theta^4 + \dots), \quad (2)$$

where $\chi(T)$ is the topological susceptibility at $\theta = 0$, which is proportional to the axion mass:

$$\chi = \int d^4x \langle q(x)q(0) \rangle_{\theta=0} = \frac{\langle Q^2 \rangle_{\theta=0}}{\mathcal{V}}, \quad (3)$$

$Q = \int d^4x q(x)$ is the global topological charge and $\mathcal{V} = V/T$ is the 4-dimensional volume. The coefficients b_n are proportional to the higher cumulants of the topological charge distribution, for instance

$$b_2 = -\frac{\langle Q^4 \rangle_{\theta=0} - 3\langle Q^2 \rangle_{\theta=0}^2}{12\langle Q^2 \rangle_{\theta=0}}; \quad (4)$$

they provide information about axion interactions.

Reliable analytic predictions about χ and the b_n coefficients are available only in certain regimes. For instance, axial transformations can rotate θ to the light quark sector, allowing to exploit chiral perturbation theory (ChPT) in the low temperature regime [4, 8–12], with the prediction $\chi^{1/4} = 77.8(4)$ MeV and $b_2 = -0.022(1)$ in the case of two degenerate flavors.

At high- T , instead, a possible approach is based on the Dilute Instanton Gas Approximation (DIGA). Indeed, since instantons of size $\rho \gg 1/T$ are suppressed by thermal fluctuations, at asymptotically high- T one can use the perturbative 1-loop estimate for the instanton action, $S_{eff} \simeq 8\pi^2/g^2(T)$, which leads to the prediction of a path integral dominated by a dilute gas of weakly interacting objects of topological charge one. The θ -dependence of the free energy is of the form [13, 14])

$$F(\theta, T) - F(0, T) \simeq \chi(T)(1 - \cos \theta), \quad (5)$$

and, using the 1-loop effective action, one obtains [13, 14])

$$\chi(T) \sim T^4 \left(\frac{m_l}{T} \right)^{N_f} e^{-8\pi^2/g^2(T)} \sim m_l^{N_f} T^{4 - \frac{11}{3}N_c - \frac{1}{3}N_f} \quad (6)$$

for the theory with N_f light flavors of mass m_l , i.e. $\chi \propto T^{-7.66}$ for $N_f = 2$. Of course, the range of reliability of the perturbative prediction is not known a priori, and in principle one would trust it only for temperatures much larger than T_c .

A fully non-perturbative determination of θ -dependence can be obtained by lattice QCD simulations. The task is not easy: one needs to implement a lattice discretization of the theory which is close enough to the continuum limit to reproduce the correct chiral properties of fermion fields, however the correct sampling of topological modes is affected by critical autocorrelation times as the continuum limit is approached [15–19], and is even more difficult in the high T region, where topological fluctuations become very rare.

In the following we present a lattice study of the topological properties of $N_f = 2 + 1$ QCD with physical quark masses. We adopt stout improved [20] staggered fermions and the tree level improved Symanzik action [21, 22] for the pure gauge sector, exploring several lattice spacings, in a range $\sim 0.05 - 0.12$ fm, and staying on a line of constant physics, which is fixed following the determinations reported in Ref. [23, 24]; the topological content of gauge configurations is extracted by a gauge operator after proper smoothing of gauge fields [25–31]. More technical details can be found in Ref. [32].

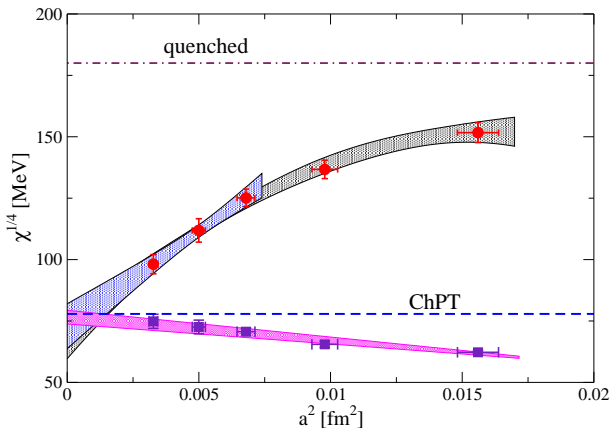


Figure 1. Continuum limit of χ at $T = 0$, compared with the ChPT prediction and the quenched value. Square points correspond to the quantity $\chi_{tc}^{1/4}(a)$ (see Eq. (7)).

First we consider simulations at $T = 0$, in order to identify a proper scaling window and compare the continuum extrapolated results for the topological susceptibility to the ChPT prediction. At finite T , we explore a region going up to around $4T_c$: we compare our results with DIGA predictions and with other recent results, discussing implications for axion phenomenology and prospects for future investigations.

2 Numerical Results at Zero and Finite Temperature

Results obtained for $\chi^{1/4}$ at $T = 0$, after extrapolation to the infinite volume limit, are reported in Fig. 1 as a function of a^2 , together with the expectation from ChPT. The range of explored lattice spacings is limited on the left by freezing of topological modes that we have experienced for $a < 0.05$ fm, see Ref. [32].

Finite cut-off effects are significant and for $a \geq 0.1$ fm the reported values are closer to the quenched case rather than to the ChPT prediction. Nevertheless, we can perform a consistent continuum extrapolation of our data: just $O(a^2)$ corrections are needed to describe results at the three finest lattice spacings, while $O(a^4)$ corrections must be taken into account to describe the whole range. We obtain consistent continuum extrapolated results ($\chi^{1/4} = 73(9)$ MeV in the former case and $\chi^{1/4} = 69(9)$ MeV in the latter), which are also in agreement with ChPT.

The large cutoff effects are likely due to the fact that, for those lattice spacings, our discretization fails to reproduce the correct chiral properties of light quarks. A typical manifestation of that, in the case of staggered quarks, is the fact that the full degenerate multiplet of (pseudo)Goldstone bosons is reproduced only in the continuum limit, while at finite lattice spacings one has one light pion plus other massive states which become degenerate only as $a \rightarrow 0$. A confirmation of that comes as one studies the combination

$$\chi_{tc}^{1/4}(a) = a\chi^{1/4}(a)\frac{m_\pi^{\text{phys}}}{am_{ngb}(a)} \quad (7)$$

where $m_{ngb}(a)$ is one of the massive pions (in particular, we adopted the one with taste structure $\gamma_i\gamma_\mu$). The values of $\chi_{tc}^{1/4}(a)$ are reported in Fig. 1 as square points: cut-off effects are strongly reduced in this way and can be parametrized as $O(a^2)$ corrections over the whole range.

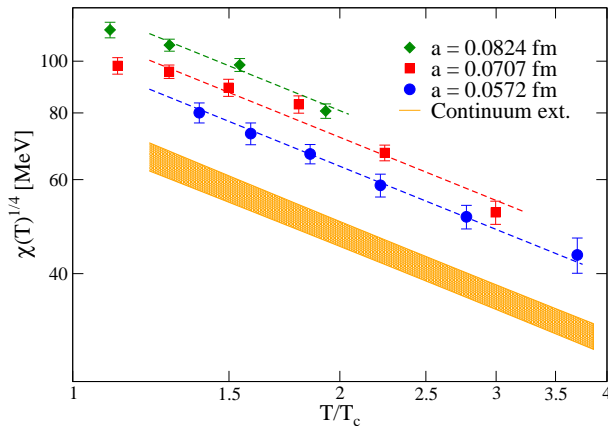


Figure 2. Fourth root of the topological susceptibility as a function of T , together with the continuum extrapolation (see Eq. (8)).

Finite temperature simulations have been performed at the three smallest lattice spacings, i.e. those for which $O(a^2)$ corrections suffice to describe the $T = 0$ data, and at various values of the temporal extent N_t , with a fixed spatial extent $N_s = 48$, after checking the absence of appreciable finite size effects. Results for $\chi^{1/4}$ are reported in Fig. 2 as a function of T/T_c ($T_c = 155$ MeV) and have been fitted according to the following ansatz

$$\chi^{1/4}(a, T) = A_0(1 + A_1 a^2) \left(\frac{T}{T_c} \right)^{A_2}, \quad (8)$$

which is inspired to the DIGA prediction and takes into account also finite a corrections. If one takes into account the range $T > 1.2 T_c$ the ansatz works quite well ($\chi^2/\text{dof} \simeq 0.7$), however we obtain values for the exponent A_2 which are significantly lower (by roughly a factor 2) than the instanton gas prediction.

Results emerge more clearly as one considers the ratio $\chi(T, a)/\chi(T = 0, a)$, which is reported in Fig. 3, together with the DIGA and ChPT predictions. Lattice artifacts seem to be strongly suppressed in this case, indeed the dependence on the lattice spacing is quite mild. The difference with the DIGA prediction is evident, indeed a best fit of our data to the function

$$\frac{\chi(a, T)}{\chi(a, T = 0)} = D_0(1 + D_1 a^2) \left(\frac{T}{T_c} \right)^{D_2} \quad (9)$$

yields a slope coefficient $D_2 \sim -3$, against a DIGA prediction $D_2 \sim -8$. On the other hand, the two different continuum extrapolations, Fig. 2 and Fig. 3, lead to perfectly consistent results, which are compared in Fig. 4.

2.1 Implications for Axion Cosmology

Whereas many high energy models exist which introduce the PQ symmetry and its breaking, the common simplest form of the low energy effective lagrangian involving the axion field can be written

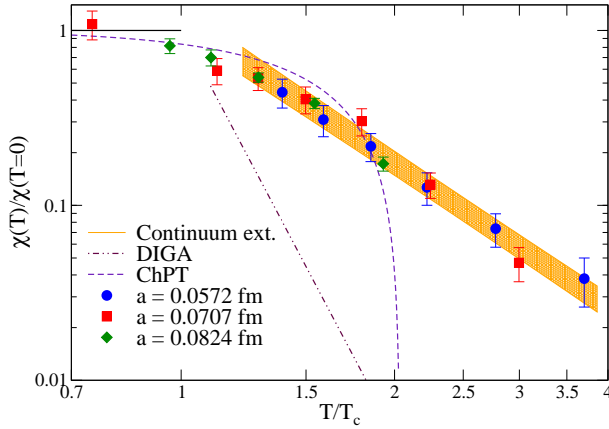


Figure 3. Topological susceptibility, divided by $\chi(T=0)$ at the same lattice spacing, as a function of T . The solid line fixes the zero temperature value, the dashed line is the finite T prediction from ChPT, while the dashed-dotted line corresponds to the slope predicted by the dilute instanton gas prediction. The continuum extrapolation has been performed according to Eq. (9).

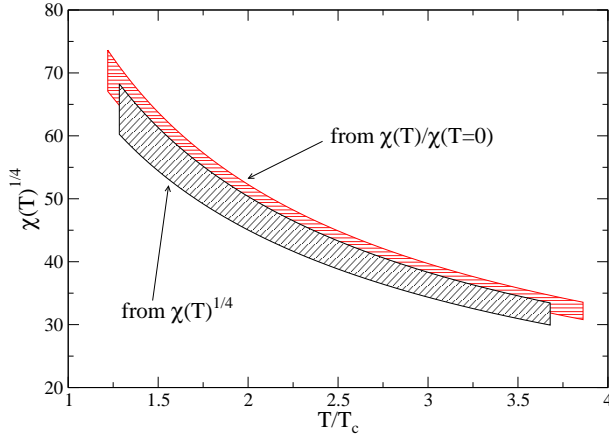


Figure 4. Comparison of the two different continuum extrapolations for $\chi(T)^{1/4}$ ($\chi(0)$ has been fixed to the ChPT prediction).

as follows:

$$\mathcal{L}_{eff} = \mathcal{L}_{QCD} + \frac{1}{2} \partial_\mu a \partial^\mu a + \left(\theta + \frac{a(x)}{f_a} \right) \frac{g^2}{32\pi^2} G\tilde{G} + \dots$$

where a is the axion field acquiring a non-zero vacuum expectation value $\langle a \rangle$ after breaking of the PQ symmetry. It has only derivative terms, apart from a coupling to the QCD topological charge density, which is regulated by the constant f_a . This coupling links θ dependence and axion phenomenology: indeed one has a minimum for the axion effective potential corresponding to a zero effective θ ; moreover, assuming that f_a is very large, a can be considered as quasi-static and the mass and interactions

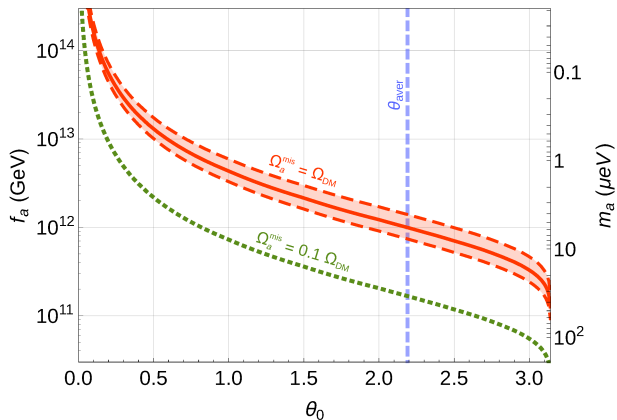


Figure 5. Axion decay constant f_a as a function of the angle $\theta_0 = a_0/f_a$, such that the misalignment contribution provides one tenth or the whole observed dark matter abundance. The vertical dashed line fixes the average angle θ_{aver} for the case in which the PQ symmetry is broken after inflation.

of the axion can be derived from the θ -dependence of QCD. For instance, one has the relation

$$m_a^2(T) = \frac{\chi(T)}{f_a^2} \quad (10)$$

which would give the value of the axion mass today (from the value of χ at $T = 0$) once f_a is fixed.

In order to fix f_a , one needs further inputs. A possibility is to relate the present abundance of axions to the amount of observed dark matter. One of the best candidates for cosmological axion production is misalignment: at the time the PQ symmetry breaks, the axion field is not aligned along the minimum, $\theta_{eff} = 0$; the resulting excitation is converted into axion production.

A precise description needs the solution of the axion field evolution which, in the static limit and taking into account only terms quadratic in θ in the axion potential, reads as follows

$$\ddot{a}(t) + 3H(t)\dot{a}(t) + m_a^2(t)a(t) = 0 \quad (11)$$

where H is the Hubble constant. Since H is a decreasing function of time, while m_a is increasing (assuming that the Universe temperature T decreases with t), Eq. (11) predicts a damped solution as long as the friction term wins over the pull from the potential, and becomes oscillatory after the Universe cools below a temperature T_{osc} for which $m_a(T_{osc}) \approx 3H(T_{osc})$. Shortly after that time, the solution develops an adiabatic invariant corresponding to the total number of axions.

The value of T_{osc} depends both on $\chi(T)$ and on f_a , so that, by requiring a given amount of axion relics, one can fix the value of f_a . Actually, an unknown constant is the initial misalignment angle, θ_0 : that takes a fixed value throughout the Universe if the PQ symmetry breaking takes place before inflation, otherwise it can acquire all possible values within the visible horizon and one needs to integrate over them. In Fig. 5, based on the results obtained for $\chi(T)$ from our numerical simulations, we show our prediction (see Ref. [32] for more details) for f_a and for the present value of the axion mass, depending on the different possible assumptions, i.e. pre- or post-inflationary scenario and relative amount of dark matter density Ω_{DM} due to axions from the misalignment mechanism.

Our results lead to values of f_a which are typically one order of magnitude larger than the ones obtained from the dilute instanton gas model, hence to smaller values of the present axion mass. This

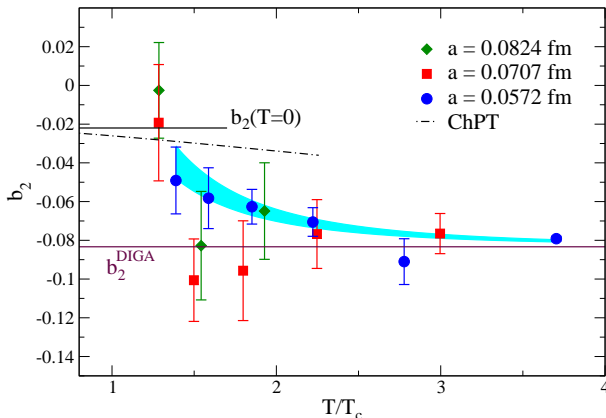


Figure 6. b_2 as a function of T , together with the ChPT prediction at $T = 0$ (-0.022) and the DIGA prediction ($-1/12$). The light blue band is the result of a fit to the smallest lattice spacing data using a virial expansion (see Ref. [32] for more details).

is mostly due to the different behavior of $\chi(T)$, which shows, at least in the explored range, a much milder dependence on T with respect to DIGA predictions. This result of course might be affected by residual systematic effects, in particular we have results at three different lattice spacings only in a region which goes up to $T \sim 300$ MeV, while the oscillation temperature deriving from our data is of the order of few GeVs, so that we are strongly relying on an extrapolation. The main difficulty in approaching higher temperatures is given by the critical slowing down observed for small lattice spacings and by the fact that topological fluctuations become very rare at high T .

Recent results from different lattice investigations have shown contrasting results. While the results of Ref. [33] are in qualitative agreement with ours, other studies have reported a much better agreement with the instanton gas prediction even in the region right above T_c [34–36].

In particular, the authors of Ref. [34] manage to determine $\chi(T)$ for T up to a few GeVs and observe a slope consistent with DIGA shortly after T_c . The main differences consist in a reweighting procedure adopted in Ref. [34], based on the lowest lying Dirac operator eigenvalues, and in a new strategy to approach the high T regime (see also Ref. [37]). This approach avoids direct simulations at high T , and is based instead on simulations at fixed topology, which are used to determine the relative weight, in the path integral, of the topological sectors $Q = \pm 1$ with respect to the topological sector 0, since those are believed to be the only ones relevant at high T . Of course such a strategy assumes right from the beginning that the instanton gas is dilute enough and non-interacting.

Good quantities to check for the diluteness hypothesis are the b_n coefficients appearing in Eq. (2), which are fixed by the fact that, for a non-interacting instanton gas, one has $F(\theta) \propto (1 - \cos \theta)$. Our results for b_2 are reported in Fig. 6: even if the statistical uncertainties are still large, one sees that deviations from the dilute gas hypothesis could be still appreciable for T up to $2 - 3 T_c$. This is in contrast with the pure gauge case [38–41], where corrections become negligible shortly after T_c . That confirms the non-triviality of fermionic contributions and claims for future studies, which should further check existing results. Various improvements are possible, especially to deal with the critical slowing down of topological modes by means of improved algorithms [42–46].

Acknowledgments

Numerical simulations have been performed on the Blue Gene/Q machine Fermi at CINECA, based on an agreement between INFN and CINECA (under project INFN-NPQCD). FN acknowledges financial support from the INFN SUMA project. Work partially supported by the ERC-2011 NEWPHYSICSHPC Grant Agreement Number: 27975, by the ERC-2010 DaMESyFla Grant Agreement Number: 267985, and by the MIUR (Italy) under a contract PRIN10-11 protocollo 2010YJ2NYW.

References

- [1] R. D. Peccei and H. R. Quinn, *Phys. Rev. Lett.* **38**, 1440 (1977).
- [2] R. D. Peccei and H. R. Quinn, *Phys. Rev. D* **16**, 1791 (1977).
- [3] F. Wilczek, *Phys. Rev. Lett.* **40** (1978) 279.
- [4] S. Weinberg, *Phys. Rev. Lett.* **40** (1978) 223.
- [5] J. Preskill, M. B. Wise and F. Wilczek, *Phys. Lett. B* **120** (1983) 127.
- [6] L. F. Abbott and P. Sikivie, *Phys. Lett. B* **120** (1983) 133.
- [7] M. Dine and W. Fischler, *Phys. Lett. B* **120** (1983) 137.
- [8] P. Di Vecchia and G. Veneziano, *Nucl. Phys. B* **171** (1980) 253.
- [9] H. Leutwyler and A. V. Smilga, *Phys. Rev. D* **46**, 5607 (1992).
- [10] Y. Y. Mao *et al.* [TWQCD Collaboration], *Phys. Rev. D* **80** (2009) 034502 [arXiv:0903.2146 [hep-lat]].
- [11] F. K. Guo and U. G. Meißner, *Phys. Lett. B* **749** (2015) 278 [arXiv:1506.05487 [hep-ph]].
- [12] G. G. di Cortona, E. Hardy, J. P. Vega and G. Villadoro, *JHEP* **1601**, 034 (2016) [arXiv:1511.02867 [hep-ph]].
- [13] D. J. Gross, R. D. Pisarski and L. G. Yaffe, *Rev. Mod. Phys.* **53**, 43 (1981).
- [14] T. Schäfer and E. V. Shuryak, *Rev. Mod. Phys.* **70**, 323 (1998) [hep-ph/9610451].
- [15] B. Alles, G. Boyd, M. D'Elia, A. Di Giacomo and E. Vicari, *Phys. Lett. B* **389**, 107 (1996) [hep-lat/9607049].
- [16] L. Del Debbio, H. Panagopoulos and E. Vicari, *JHEP* **0208**, 044 (2002) [hep-th/0204125].
- [17] L. Del Debbio, G. M. Manca and E. Vicari, *Phys. Lett. B* **594**, 315 (2004) [hep-lat/0403001].
- [18] S. Schaefer *et al.* [ALPHA Collaboration], *Nucl. Phys. B* **845**, 93 (2011) [arXiv:1009.5228 [hep-lat]].
- [19] R. Kitano and N. Yamada, *JHEP* **1510**, 136 (2015) [arXiv:1506.00370 [hep-ph]].
- [20] C. Morningstar and M. J. Peardon, *Phys. Rev. D* **69**, 054501 (2004) [hep-lat/0311018].
- [21] P. Weisz, *Nucl. Phys. B* **212**, 1 (1983).
- [22] G. Curci, P. Menotti and G. Paffuti, *Phys. Lett. B* **130**, 205 (1983) [Erratum-ibid. **B 135**, 516 (1984)].
- [23] Y. Aoki, S. Borsanyi, S. Durr, Z. Fodor, S. D. Katz, S. Krieg and K. K. Szabo, *JHEP* **0906**, 088 (2009) [arXiv:0903.4155 [hep-lat]].
- [24] S. Borsanyi, G. Endrodi, Z. Fodor, A. Jakovac, S. D. Katz, S. Krieg, C. Ratti and K. K. Szabo, *JHEP* **1011**, 077 (2010) [arXiv:1007.2580 [hep-lat]].
- [25] B. Berg, *Phys. Lett. B* **104**, 475 (1981); Y. Iwasaki and T. Yoshie, *Phys. Lett. B* **131**, 159 (1983); S. Itoh, Y. Iwasaki and T. Yoshie, *Phys. Lett. B* **147**, 141 (1984); M. Teper, *Phys. Lett. B* **162**, 357 (1985); E. -M. Ilgenfritz *et al.*, *Nucl. Phys. B* **268**, 693 (1986).

- [26] M. Luscher, *Commun. Math. Phys.* **293**, 899 (2010) [arXiv:0907.5491 [hep-lat]].
- [27] M. Luscher, *JHEP* **1008**, 071 (2010) [*JHEP* **1403**, 092 (2014)] [arXiv:1006.4518 [hep-lat]].
- [28] C. Bonati and M. D'Elia, *Phys. Rev. D* **89**, 105005 (2014) [arXiv:1401.2441 [hep-lat]].
- [29] K. Cichy, A. Dromard, E. Garcia-Ramos, K. Ottnad, C. Urbach, M. Wagner, U. Wenger and F. Zimmermann, *PoS LATTICE 2014*, 075 (2014) [arXiv:1411.1205 [hep-lat]].
- [30] Y. Namekawa, *PoS LATTICE 2014*, 344 (2015) [arXiv:1501.06295 [hep-lat]].
- [31] C. Alexandrou, A. Athenodorou and K. Jansen, *Phys. Rev. D* **92**, 125014 (2015) [arXiv:1509.04259 [hep-lat]].
- [32] C. Bonati, M. D'Elia, M. Mariti, G. Martinelli, M. Mesiti, F. Negro, F. Sanfilippo and G. Villadoro, *JHEP* **1603**, 155 (2016) [arXiv:1512.06746 [hep-lat]].
- [33] A. Trunin, F. Burger, E.-M. Ilgenfritz, M. P. Lombardo and M. Müller-Preussker, arXiv:1510.02265 [hep-lat].
- [34] S. Borsanyi *et al.*, *Nature* **539**, no. 7627, 69 (2016) [arXiv:1606.07494 [hep-lat]].
- [35] P. Petreczky, H. P. Schadler and S. Sharma, *Phys. Lett. B* **762**, 498 (2016) [arXiv:1606.03145 [hep-lat]].
- [36] Y. Taniguchi, K. Kanaya, H. Suzuki and T. Umeda, arXiv:1611.02411 [hep-lat].
- [37] J. Frison, R. Kitano, H. Matsufuru, S. Mori and N. Yamada, *JHEP* **1609**, 021 (2016) [arXiv:1606.07175 [hep-lat]].
- [38] C. Bonati, M. D'Elia, H. Panagopoulos and E. Vicari, *Phys. Rev. Lett.* **110**, 252003 (2013) [arXiv:1301.7640 [hep-lat]].
- [39] C. Bonati, *JHEP* **1503**, 006 (2015) [arXiv:1501.01172 [hep-lat]].
- [40] C. Bonati, M. D'Elia and A. Scapellato, *Phys. Rev. D* **93**, 025028 (2016) [arXiv:1512.01544 [hep-lat]].
- [41] C. Bonati, M. D'Elia, P. Rossi and E. Vicari, *Phys. Rev. D* **94**, no. 8, 085017 (2016) [arXiv:1607.06360 [hep-lat]].
- [42] P. de Forcrand, J. E. Hetrick, T. Takaishi and A. J. van der Sijs, *Nucl. Phys. Proc. Suppl.* **63**, 679 (1998) [hep-lat/9709104].
- [43] M. Luscher and S. Schaefer, *JHEP* **1107**, 036 (2011) [arXiv:1105.4749 [hep-lat]].
- [44] A. Laio, G. Martinelli and F. Sanfilippo, *JHEP* **1607**, 089 (2016) [arXiv:1508.07270 [hep-lat]].
- [45] M. G. Endres, R. C. Brower, W. Detmold, K. Orginos and A. V. Pochinsky, *Phys. Rev. D* **92**, 114516 (2015) [arXiv:1510.04675 [hep-lat]].
- [46] W. Bietenholz, P. de Forcrand and U. Gerber, *JHEP* **1512**, 070 (2015) [arXiv:1509.06433 [hep-lat]].