

Confining gauge theories and holographic entanglement entropy with a magnetic field

David Dudal^{a,b*}, Subhash Mahapatra^{a†}

^a *KU Leuven Campus Kortrijk – KULAK, Department of Physics, Etienne Sabbelaan 51 bus 7800, 8500 Kortrijk, Belgium*

^b *Ghent University, Department of Physics and Astronomy, Krijgslaan 281-S9, 9000 Gent, Belgium*

Abstract

We consider the soft wall model for a heuristic holographical modelling of a confining gauge theory and discuss how the introduction of a (constant) magnetic field influences the (de)confinement phase structure. We use the entanglement entropy as a diagnostic tool in terms of the length of an entangling strip geometry. Due to the anisotropy introduced by the magnetic field, we find that the results depend on the orientation of the strip relative to the field. This allows to identify a richer, anisotropic, interplay between confinement and a magnetic field than possibly can be extracted from a more standard order parameter as, for example, the Polyakov loop expectation value.

1 Introduction

It is by now well accepted that the gauge/gravity duality can provide important information into the physics of strongly coupled systems where a perturbative analysis may not be effective [1–3]. The gauge/gravity duality in its approximate form maps a theory of classical gravity in AdS space to a strongly coupled conformal field theory, which lives at the boundary of the AdS space in a lower dimension. This mapping has been quite useful to understand and describe the physics of strongly coupled many body systems and there are indications that realistic predictions might be acquired from it. Two of the most important applications of the gauge/gravity duality that have received wide attention, and are a topic of this paper, are entanglement entropy and (the phase structure of) quantum chromodynamics (QCD).

The gauge/gravity duality provides many important concepts and associated tools to probe the properties of gauge theories at strong coupling. A key example of such concept is the entanglement entropy. A holographic proposal for the entanglement entropy has been conjectured in the milestone paper [4] [5], with more recent proofs of the conjecture, generally applicable or not, in [6] or [7]. The proposal geometrizes the notion of entanglement entropy and has been extensively tested for a variety of systems. It has been the subject of intense investigation during the last decade and has found applications in many diverse areas of physics. For example, holographic entanglement entropy has been used to study quantum quenches in strongly coupled systems [8–10], in black hole physics [11, 12], to understand phase transitions in bulk and boundary theories [13–17], to study out of

*david.dudal@kuleuven.be

†subhash.mahapatra@kuleuven.be

equilibrium dynamics such as thermalization in quark-gluon plasma [18–23] etc. Indeed, understanding the structure of (holographic) quantum entanglement has emerged as a fundamental question to address various novel emergent phenomena, ranging from many body complex quantum systems, to quantum phase transitions, to black holes. For reviews on this topic, let us refer to [24–28].

Another important application of the gauge/gravity duality is that it provides access to QCD at strong coupling [29]. Normally, the boundary field theory in the context of gauge/gravity duality is subject to conformal invariance. However, it is also well known that in order to describe realistic QCD from the gauge/gravity duality viewpoint, we need to break this conformal symmetry as the non-zero running of the coupling constant in real QCD generally breaks the conformal symmetry and via dimensional transmutation, a mass gap is formed. Several gravity models, rooted in string theory, that explicitly break the conformal symmetry have been constructed in the recent past and are commonly known as “top down” AdS/QCD models [30–35].

In this work, we are interested in more phenomenological (“bottom-up”) models of AdS/QCD where one constrains the gravity theory by hand as to reproduce the desirable features of the boundary theory resembling QCD, without actually deriving them from a consistent truncation of an underlying string theory [36–41]. In particular, we are interested in the soft wall model description of AdS/QCD [42, 43]. In the soft wall models, one introduces an additional dilaton field that explicitly breaks the conformal symmetry in the IR regime. These models are quite useful in deriving many properties of real QCD, such as a reasonable meson mass spectrum, linear Regge trajectories etc. These models can also generate essential properties of chiral symmetry breaking and confinement, see e.g. [36, 44–46].

However, they face a few drawbacks as well. For example, the soft wall models fail to reproduce the area law of the Wilson loop expectation value [43], they fail to produce a chiral condensate that is also non-zero for zero bare quark mass [44–46] or the dilaton is added by hand, so the Einstein equations of motion are not explicitly satisfied. Although it is reasonable to say that connections to real QCD via the gauge/gravity duality appear to be limited in some aspects, it is even so important to explore this quest and further our understanding towards the main aim of connecting to genuine QCD. In fact, more involved wall models are on the market that remedy one or another of the aforementioned shortcomings [37–40, 46–48].

The study of entanglement entropy in (confining) gauge theories has attracted a lot of attention lately, both from holographic as well as from non-holographic point of view. In holography, this question was first addressed in [49], which first generalised the entanglement entropy prescription of [4] to non-conformal field theories and then found that for gravity backgrounds, which are holographically dual to confining gauge theories, the entanglement entropy shows a first order phase transition upon varying the size of the entangling surface (a strip of length ℓ). In particular, depending on the value of ℓ , they found two minimal surfaces for the entanglement entropy: a connected and a disconnected one. The connected surface was found to have lower entanglement entropy below a certain critical ℓ_{crit} while the disconnected one was favoured above that value. Importantly, it was shown that the holographic entanglement entropy scales as N^2 for small ℓ , and as N^0 for large ℓ . This resembles the expected characteristic features of (de)confining theories — with ℓ playing the role of the inverse temperature. Indeed, below the critical temperature the coloured (gluon) degrees of freedom are confined, counting for $\mathcal{O}(N^0)$ degrees of freedom, while above that temperature, the deconfined degrees of freedom count as $\mathcal{O}(N^2)$. This analysis therefore provides a strong indication for the entanglement en-

tropy as a non-local probe to diagnose confinement. Several authors then generalized this idea to a variety of confining systems and found similar results [50–54]. It is also worthwhile mentioning that the bulk Ryu-Takayanagi prescription relates to the replica trick to compute the boundary entanglement entropy [7], whereof it was recently shown, at least for the Abelian case, that this entanglement entropy definition corresponds to the extended Hilbert space definition. Other (inequivalent) definitions exist, including one at the operational level which amends to a measurable notion of entanglement in gauge theories, which do not give the same results at the end, see [55, 56] and also [57]. The replica trick/extended Hilbert space entanglement entropy is in itself a non-measurable quantity, nonetheless it was motivated in [56] to be the correct definition after all. To end this paragraph, let us mention that the main features of the holographic entanglement entropy of a confining gauge theory have received numerical confirmation from the lattice papers [58–60].

Till now, to the best of our knowledge, all the works that have appeared in the literature and which are probing confinement using the holographic entanglement entropy have been carried out in the absence of background fields. However, it is by now well appreciated that in particular a magnetic field plays an important role in the QCD realm, given its creation during a non-central heavy ion collision and its ensuing appearance during the early stages of the quark-gluon plasma phase [61–67]. We will model the magnetic field as $\vec{B} = B\vec{e}_z$ with B constant. Also confinement physics is quite sensitive to the magnetic field, see in particular [45, 47, 68–77] for a few holographically oriented works, [78] for a breakthrough lattice QCD study and [79, 80] for recent reviews and many more references. For example, the critical temperature of the confinement/deconfinement phase transition was found to decrease under the influence of a magnetic field in the hard wall model [73]. Later in [45, 47], the same result was shown to exist in the soft wall model. Similarly, inverse magnetic catalysis is an important characteristic property of the QCD chiral transition. Also, the magnetic field can strongly influence the meson spectrum [81–86]. For these reasons, it is important to investigate the possible effects that a background magnetic field might cause in the intertwinement of entanglement entropy and confinement. In this paper we exactly initiate such study.

However, in order to do so we need to take into account the backreaction of the magnetic field on the bulk geometry. Here we will rely on the results of [87, 88], where a magnetised pure AdS background in the bulk was obtained after solving the Einstein-Maxwell system in the limit of small constant magnetic field with asymptotic AdS boundary conditions. Our strategy in this work is therefore to take the magnetized AdS background of [87, 88], supplemented with a dilaton field put in by hand ¹ to model the soft wall confinement phase and then use the prescription of [49] to study the entanglement entropy. This strategy leads to multiple tunable parameters in our model by construction which, as we will see later on, provides a far richer phase structure of the entanglement entropy compared to [49]. These parameters are the magnetic field B , the dilaton scale factor c and an additional length parameter ℓ_c . The latter unavoidably enters in the magnetized AdS background and leads to several non-trivial effects on the entanglement entropy. In fact, the same parameter was already shown in [45] to play also a pivotal role in establishing the inverse magnetic catalysis in the deconfinement phase transition via the Hawking-Page analysis. It is interesting to remark here that the so-called “improved holographic QCD models” of [89] recently saw an extension to the magnetic field case and also there, an extra parameter is necessarily introduced to play a key role in the phase diagram for both deconfinement and chiral transition. As the metric of [89] is a purely

¹This is nothing else than the magnetic version of the working hypothesis of the original soft wall model [42], as proposed in [45].

numerical construct, we will not use it here to study the entanglement entropy, as this would technically be rather challenging.

Importantly, in the presence of a magnetic field \vec{B} , there are several possibilities to choose the entangling surface. Clearly, we can thus expect to see an anisotropic footprint in the corresponding entanglement entropies. This is interesting, as it will allow to see also anisotropic features in the confinement properties of gauge theories. It is impossible to discover such properties in the Polyakov loop expectation value, a standard order parameter for the deconfinement transition which is insensitive to the direction of the (constant) magnetic field \vec{B} , it does depend however on its magnitude B . Though, interesting lattice evidence in favour of sizeable anisotropies in the string tension between two heavy quarks was provided for in [90,91] by measuring expectation values of Wilson loops which, in contrast with a Polyakov loop, can be given a relative and variable orientation with respect to the magnetic field. The extracted string tension between heavy quarks becomes dependent on the magnetic field (orientation), both at zero and finite temperature, an observation that is of great phenomenological interest as the string tension is tightly correlated with the properties of (heavy) quark bound states such as charmonium, and as such the latter can be expected to be rather susceptible to the presence of a magnetic field, a fact supported by various sources [71, 92–101]. As such, it is again clear that further understanding confinement in an anisotropic setting is important, both from theoretical as well as phenomenological viewpoint, see also [102, 103]. For the record, let us mention that the effects of a magnetic field on the Wilson loop were also considered in [104], albeit for the (naturally deconfined) $\mathcal{N} = 4$ SYM case, while anisotropic entanglement entropy has been studied in a different context in [105]. Some other general aspects of anisotropic holographic quark-gluon plasmas have been studied in [106, 107].

For simplicity, we will choose the entangling surface in a direction either parallel or perpendicular to the magnetic field. This entails the possibility of two critical lengths, ℓ_{crit}^{\parallel} and ℓ_{crit}^{\perp} , in our model at which the entanglement entropy shows a first order phase transition upon varying the size of the entangling surface. We find that this is indeed the case. A qualitative dependence of ℓ_{crit}^{\parallel} and ℓ_{crit}^{\perp} on B , c and ℓ_c is shown in Table 1. Our main results are summarized as follows:

- There is a maximum length ℓ_{max} above which the connected solution does not exist, only the disconnected surface remains. We find two such lengths, ℓ_{max}^{\parallel} and ℓ_{max}^{\perp} , respectively for the parallel and perpendicular entangling strips. We find that both ℓ_{max}^{\parallel} and ℓ_{max}^{\perp} depend non-trivially on the model parameters B , c and ℓ_c . In particular, they can be a monotonic or non-monotonic function of the magnetic field and ℓ_{max}^{\parallel} can be larger or smaller than ℓ_{max}^{\perp} , depending on the values of these parameters.
- With a background magnetic field, we again recover a first order phase transition in the entanglement entropy. We find that the connected surface displays a lower entanglement entropy below a certain critical length ℓ_{crit} while the disconnected configuration shows lower entanglement entropy above that value. Again, we find two such critical lengths, ℓ_{crit}^{\parallel} and ℓ_{crit}^{\perp} . The behaviour of these critical lengths with respect to magnetic field depends again on the parameters c and ℓ_c . In particular, we find that ℓ_{crit}^{\parallel} and ℓ_{crit}^{\perp} can increase or decrease or even show non-monotonic behaviour with respect to the magnetic field. Further, we find that ℓ_{crit}^{\perp} can be larger or smaller than ℓ_{crit}^{\parallel} . In particular, we find that ℓ_{crit}^{\perp} generally dominates ℓ_{crit}^{\parallel} for large ℓ_c whereas ℓ_{crit}^{\parallel} can be larger than ℓ_{crit}^{\perp} for very small values of ℓ_c .
- It is important to analyze similarities and differences between the critical temperature $T_{crit} \equiv \frac{1}{\ell_{crit}}$ and the critical temperature T_{HP} of confinement/deconfinement

phase transition obtained from the free energy analysis of the dual Hawking-Page transition [41, 45]. We can report that for a fixed B and c , both T_{crit}^{\parallel} and T_{crit}^{\perp} decrease for an increasing ℓ_c . This behaviour is similar to the T_{HP} result found in [45], suggesting some kind of a close relationship between T_{HP} and T_{crit} . However, there are also some notable differences. We find that the magnitudes of c and ℓ_c at which T_{HP} decreases with the magnetic field do not coincide very well with the corresponding values in T_{crit}^{\parallel} (or T_{crit}^{\perp}).

- We also establish the ℓ dependence of the (parallel and perpendicular) entropic \mathcal{C} -functions [60]. Even with the background magnetic field, the \mathcal{C} -functions show the expected behaviour. In particular, we find that they decrease along the RG flow from UV to IR as we increase the length of the entangling strip and that they vanish at long distances. There is a sharp drop to zero when the critical lengths $\ell_{crit}^{\perp, \parallel}$ are approached, indicate of a phase transition.

The paper is organized as follows. In the next section, we will introduce our gravity model. In section 3, we will first highlight the entanglement entropy prescription of [49] and briefly discuss their results to set the stage. We will then derive the necessary formulae for the entanglement entropy in the presence of a background magnetic field. The numerical results of our computations for the entanglement entropy and entropic \mathcal{C} -function are presented and discussed in section 4. Finally, in section 5, we conclude this paper with an outlook to future research.

2 Gravity setup

In this section, we will briefly review the gravity dual of a confining gauge theory with a background magnetic field. We will follow the notation used in [45] and more details can thence be found there. We start from the Einstein-Maxwell action in the presence of a negative cosmological constant,

$$S_{EM} = -\frac{1}{16\pi G_5} \int d^5x \sqrt{-g} \left[R + \frac{12}{L^2} - F_{MN} F^{MN} \right], \quad (2.1)$$

where R is the Ricci scalar, L is the AdS length related to the negative cosmological constant and F_{MN} is the electromagnetic field strength tensor. G_5 is the Newton constant in five dimensions. The equations of motion obtained by varying eq. (2.1) are

$$R_{MN} - \frac{1}{2}g_{MN}R - \frac{6}{L^2}g_{MN} + \frac{1}{2}g_{MN}F_{IJ}F^{IJ} - 2F_{MI}F_N^J = 0 \quad (2.2)$$

and

$$\nabla_M F^{MN} = 0. \quad (2.3)$$

In order to solve eqs. (2.2) and (2.3) with constant magnetic field, one can choose the following ansatz for the metric

$$ds^2 = \frac{L^2}{r^2} \left(-f(r)dt^2 + \frac{dr^2}{f(r)} + h(r)(dx^2 + dy^2) + q(r)dz^2 \right), \quad (2.4)$$

with $\vec{B} = B\vec{e}_z$, which breaks the rotation symmetry in the z -direction. One can easily check that a constant magnetic field configuration in the z -direction satisfies the Maxwell equations. Here, r is the holographic radial coordinate and, in our notations, the asymptotic boundary is at $r = 0$. Because of the complicated nature of the Einstein equations, which are non-linear coupled differential equations, analytic solutions are very difficult to

obtain. However for small magnetic field, the Einstein equations can be solved perturbatively and the results were presented in [87, 88]. For magnetized AdS, the solution up to order B^2 can be written as ²

$$\begin{aligned} f(r) &= 1 + \frac{2}{3} \frac{B^2 r^4}{L^2} \ln\left(\frac{r}{\ell_c}\right) + \mathcal{O}(B^4), \\ q(r) &= 1 + \frac{8}{3} \frac{B^2}{L^2} \int_{\infty}^{1/r} dx \frac{\ln(Lx)}{x^5} + \mathcal{O}(B^4), \\ h(r) &= 1 - \frac{4}{3} \frac{B^2}{L^2} \int_{\infty}^{1/r} dx \frac{\ln(Lx)}{x^5} + \mathcal{O}(B^4). \end{aligned} \quad (2.5)$$

In the language of the AdS/CFT correspondence, the above magnetized thermal AdS solution is the gravity dual of the confined phase, up to a necessary modification. Indeed, to mimic QCD, following the soft wall philosophy of [42], the action density appearing in eq. (2.1) is modified by hand with a dilaton prefactor, $e^{-\frac{c}{2}r^2}$ ³, to smoothly cut off the AdS interior and to supplement the necessary scale breaking parameter c .

We will later use this magnetized soft wall AdS model to compute the holographic entanglement entropy of the confining gauge theory. However, before going into that, let us first briefly discuss a few silent features of eqs. (2.2)-(2.5). There is actually another important solution to eq. (2.2), i.e. the one with a horizon and thus corresponding to a black hole geometry. On the field theory side, this magnetized black hole solution corresponds to the deconfined phase. As shown in [45], there can be a first order Hawking-Page phase transition from the magnetized AdS to the black hole metric as we increase the Hawking temperature. In particular, the free energy of the thermal AdS can become smaller/larger than the free energy of the black hole phase at low/high temperatures. This Hawking-Page phase transition on the field theory side corresponds to the famous confinement/deconfinement phase transition [29]. Importantly, this transition was shown to exist for both soft as well as hard wall AdS/QCD models [41, 108], including in the magnetic field case [45, 73].

In eq. (2.5), we have introduced an additional length parameter ⁴ ℓ_c in the geometry. For any choice of ℓ_c , the above metric solves the Einstein equations up to order B^2 and therefore is a consistent solution of the Einstein equations. In [45], the magnitude of the parameter ℓ_c was constrained by matching the $T = 0$ chiral condensate estimate with that of the actual (lattice) QCD result which yields $\ell_c \approx 1 \text{ GeV}^{-1}$. It was also shown that for $\ell_c \gtrsim 1 \text{ GeV}^{-1}$, the critical temperature T_{HP} of the confinement/deconfinement phase transition decreases with the magnetic field, which qualitatively agrees with the actual QCD behaviour [78]. However for ℓ_c much smaller than 1 GeV^{-1} , the critical temperature was found to increase with the magnetic field. Clearly, ℓ_c is of physical relevance. It would therefore be interesting to see whether similar kind of results can be captured by the entanglement entropy. In particular, it would be instructive to compare the results of T_{HP} with its analogue T_{crit} , which appears in the entanglement entropy analysis.

²In principle, the factor L present in the $\ln(Lx)$ terms can be replaced by a random other length scale ℓ_γ as in [45], but it drops out of physical quantities as discussed there. So, we have immediately set it equal to L here.

³It should be noted that the c in our notation differs from the c in [41, 42, 45] by a factor of 2, this for later convenience.

⁴This ℓ_c is not to be confused with the critical length ℓ_{crit} of the entangling strip surface.

3 The holographic entanglement entropy in confining backgrounds

We now proceed to study the entanglement entropy of the boundary confining gauge theory in the presence of a background magnetic field. To compute the entanglement entropy we will use the prescription of [49], which is the generalization of Ryu-Takayanagi conjecture to non-conformal field theories. In this prescription, the EE between a spatial region A and its complement is obtained by extremizing the following expression ⁵

$$S = \frac{1}{4G_{10}} \int_{\gamma} d^5 Y d^3 \sigma e^{-\phi} \sqrt{\gamma_{ind}}, \quad (3.1)$$

where G_{10} is the ten-dimensional Newton constant and γ_{ind} is the induced metric on the bulk surface γ , which propagates from the asymptotic boundary to the bulk and shares the same boundary ∂A of the subsystem A . In our notation, $\frac{\phi}{2}$ is the dilaton field and, as mentioned before, we will make the standard choice $\phi = cr^2$ for it throughout this paper. The value of c can be fixed by matching the soft wall prediction for the lightest vector meson on its experimental value, $m_{\rho} = 0.776$ GeV, leading to a value of $c \simeq 0.3$ GeV². $\vec{\sigma}$ coordinatizes the three-dimensional induced metric and \vec{Y} coordinatizes the five-dimensional internal space (apart from the five-dimensional AdS space of eq. (2.4)). The internal space will not play any significant role here and will be suppressed from the text from here on ⁶. The entanglement entropy is then computed by minimizing the above action over all surfaces that approach to ∂A at the asymptotic boundary.

As was considered in [49], here too, we consider the subsystem A as a straight strip of length ℓ . However with a background magnetic field, there are separate possibilities to select the subsystem A . We will either choose A parallel to or perpendicular to the applied magnetic field. As we will see below, for both these configurations the equations for entanglement entropy and length ℓ are different and will thus lead to different results.

However, before going to discuss each case separately, let us first briefly survey some silent features of [49] for which parallel and perpendicular surfaces coincide. In [49], it was shown that for a given ℓ there are two local minimal surfaces emerging from eq. (3.1): a disconnected and a connected one. The disconnected surface consists of two lines which are separated by distance ℓ while having lower entanglement entropy for larger values of ℓ . On the other hand, the connected surface resembles more of a tube connecting the two endpoints of the strip and it has lower entanglement entropy for smaller values of ℓ . Importantly, it was found that the connected surface has no solution above a maximum length ℓ_{max} and that there is a phase transition from connected to disconnected surfaces as we steadily increase the length ℓ . The phase transition was shown to occur at a critical length $\ell_{crit} < \ell_{max}$, below (above) which connected (disconnected) surface have a smaller entanglement entropy than the disconnected (connected) surface. This phase transition between the two surfaces was interpreted as characteristic of confining gauge theories, related to the aforementioned counting of relevant degrees of freedom at large N .

As mentioned before, due to the magnetic field, there are several additional relevant parameters in the theory (next to B itself, also c and ℓ_c), and we will investigate how these additional parameters influence the structure of the above mentioned phase transition. The boundary theory will now possess two critical lengths: one for the parallel and one for the perpendicular surface and they can non-trivially depend on these parameters.

⁵A similar expression for the entanglement entropy previously also appeared in [5].

⁶One can think of eq. (3.1) as the entanglement entropy measured per unit of volume of the internal space.

3.1 Parallel entangling surface

In this case, we choose our subsystem A in the z -direction and the domain $-\ell/2 \leq z \leq \ell/2$, $0 \leq x \leq L_x$ and $0 \leq y \leq L_y$ to define the strip geometry on the boundary. In order to find the minimal area solution for the connected surface we parameterize the surface γ by $z = z(r)$, with inverse $r = r(z)$. Now substituting eq. (2.4) into eq. (3.1), we get

$$S_{conn}^{\parallel} = \frac{L_x L_y L^3}{4G_{10}} \int_{-\ell/2}^{\ell/2} dz \frac{e^{-\phi(r)} h(r)}{r^3} \sqrt{q(r) + \frac{r'^2}{f(r)}}. \quad (3.2)$$

As the corresponding Lagrangian \mathcal{L} does not directly depend on z , the ‘‘Hamiltonian’’ \mathcal{H} is conserved, $\frac{\partial}{\partial z} \mathcal{H} = \frac{\partial}{\partial z} [r' \frac{\delta \mathcal{L}}{\delta r'} - \mathcal{L}] = 0$. This leads to the following equation,

$$e^{\phi(r)} \sqrt{q(r) + \frac{r'^2}{f(r)}} = e^{\phi(r_*)} \frac{r_*^3}{r^3} \frac{q(r) h(r)}{h(r_*) \sqrt{q(r_*)}}, \quad (3.3)$$

where r_* is the turning point of the minimal area surface at which $r'(z)|_{r=r_*} = 0$. Finally, substituting eq. (3.3) into eq. (3.1), we obtained the expression for the entanglement entropy for the connected surface as

$$\begin{aligned} S_{conn}^{\parallel} &= \frac{2L_x L_y L^3}{4G_{10}} \int_{\varepsilon}^{r_*} dr \frac{r_*^3}{r^3} \frac{e^{-2\phi(r)} q(r) h^2(r)}{\sqrt{[r_*^6 e^{-2\phi(r)} q(r) h^2(r) - r^6 e^{-2\phi(r_*)} q(r_*) h^2(r_*)] f(r) q(r)}} \\ &= \frac{2L_x L_y L^3}{4G_{10}} (\mathcal{S}_{conn}^{\parallel} + \frac{1}{2\varepsilon^2}), \end{aligned} \quad (3.4)$$

where $r = \varepsilon$ defines the short distance UV cutoff. It is introduced to regularize the entanglement entropy, which is diverging as ‘‘too many’’ UV degrees of freedom are living near to the strip boundary. Since the finite part $\mathcal{S}_{conn}^{\parallel}$ of the entanglement entropy is independent of the cutoff, this is the quantity which is physically most relevant. However, in most part of this paper we will deal with the difference in entanglement entropy anyhow where the diverging parts trivially cancel out.

Correspondingly, the length of the strip surface for the connected solution as function of r_* is

$$\ell_{conn}^{\parallel} = 2 \int_{\varepsilon}^{r_*} dr \frac{e^{-\phi(r_*)} r_*^3 \sqrt{q(r_*) h^2(r_*)}}{\sqrt{[r_*^6 e^{-2\phi(r)} q(r) h^2(r) - r^6 e^{-2\phi(r_*)} q(r_*) h^2(r_*)] f(r) q(r)}}, \quad (3.5)$$

which is a finite quantity. Similarly, the entanglement entropy for the disconnected surface is given by ⁷

$$\begin{aligned} S_{disc}^{\parallel} &= \frac{2L_x L_y L^3}{4G_{10}} \int_{\varepsilon}^{\infty} dr \frac{e^{-\phi(r)}}{r^3} \sqrt{\frac{h^2(r)}{f(r)}} \\ &= \frac{2L_x L_y L^3}{4G_{10}} (\mathcal{S}_{disc}^{\parallel} + \frac{1}{2\varepsilon^2}), \end{aligned} \quad (3.6)$$

which is independent of r_* and therefore of ℓ_{conn}^{\parallel} as well.

⁷This can be obtained by formally taking the $r_* \rightarrow \infty$ limit of the first line of eq. (3.4).

3.2 Perpendicular entangling surface

In this case, we can choose our subsystem A in the x -direction and the domain $-\ell/2 \leq x \leq \ell/2$, $0 \leq y \leq L_y$ and $0 \leq z \leq L_z$ to define the strip geometry on the boundary. In this case, we parameterize the connected surface γ by $x = x(r)$ and $r = r(x)$ as inverse. Now putting eq. (2.4) into eq. (3.1), we get

$$S_{conn}^\perp = \frac{L_y L_z L^3}{4G_{10}} \int_{-\ell/2}^{\ell/2} dx \frac{e^{-\phi(r)}}{r^3} \sqrt{q(r)h(r) \left[h(r) + \frac{r'^2}{f(r)} \right]}. \quad (3.7)$$

Using the same method as for the parallel case, we get the following equation,

$$e^{\phi(r)} \sqrt{q(r)h(r) \left[h(r) + \frac{r'^2}{f(r)} \right]} = e^{\phi(r_*)} \frac{r_*^3}{r^3} \frac{q(r)h^2(r)}{\sqrt{q(r_*)h^2(r_*)}}, \quad (3.8)$$

where r_* is the turning point of the minimal area surface at which $r'(x)|_{r=r_*} = 0$. Finally, substituting eq. (3.8) into eq. (3.1), we obtain the expression for the entanglement entropy for the connected surface as

$$\begin{aligned} S_{conn}^\perp &= \frac{2L_y L_z L^3}{4G_{10}} \int_\varepsilon^{r_*} dr \frac{r_*^3}{r^3} \frac{e^{-2\phi(r)} q(r) h^2(r)}{\sqrt{[r_*^6 e^{-2\phi(r)} q(r) h^2(r) - r^6 e^{-2\phi(r_*)} q(r_*) h^2(r_*)] f(r) h(r)}} \\ &= \frac{2L_y L_z L^3}{4G_{10}} (\mathcal{S}_{conn}^\perp + \frac{1}{2\varepsilon^2}). \end{aligned} \quad (3.9)$$

The length of the strip for the connected solution as function of r_* is

$$\ell_{conn}^\perp = 2 \int_\varepsilon^{r_*} dr \frac{e^{-\phi(r_*)} r_*^3 \sqrt{q(r_*) h^2(r_*)}}{\sqrt{[r_*^6 e^{-2\phi(r)} q(r) h^2(r) - r^6 e^{-2\phi(r_*)} q(r_*) h^2(r_*)] f(r) h(r)}}. \quad (3.10)$$

Similarly, the entanglement entropy for the disconnected surface is given by

$$\begin{aligned} S_{disc}^\perp &= \frac{2L_y L_z L^3}{4G_{10}} \int_\varepsilon^\infty dr \frac{e^{-\phi(r)}}{r^3} \sqrt{\frac{q(r)h(r)}{f(r)}} \\ &= \frac{2L_y L_z L^3}{4G_{10}} (\mathcal{S}_{disc}^\perp + \frac{1}{2\varepsilon^2}), \end{aligned} \quad (3.11)$$

which is again independent of r_* and ℓ_{conn}^\perp .

4 Results

In this section, we will present our results for the entanglement entropy. Since analytic results are hard to obtain for the connected surfaces, therefore, we will mainly focus on the numerical results. In order to solve eqs. (3.4), (3.5), (3.9) and (3.10) numerically, it turns out to be more convenient to use the coordinate $\rho = \frac{1}{r}$ to ensure stable numerics. This being said, closed analytic expressions can be found for the disconnected surfaces but these are cumbersome and not very illuminating after all.

4.1 Parallel entangling surface

Let us first analyze the entanglement entropy for a parallel entangling surface. The length ℓ^\parallel of the connected surface as function of ρ_* for various values of the magnetic field B and in decreasing order of c is plotted in Figures 1-2. Here we have fixed $\ell_c = 1 \text{ GeV}^{-1}$. In

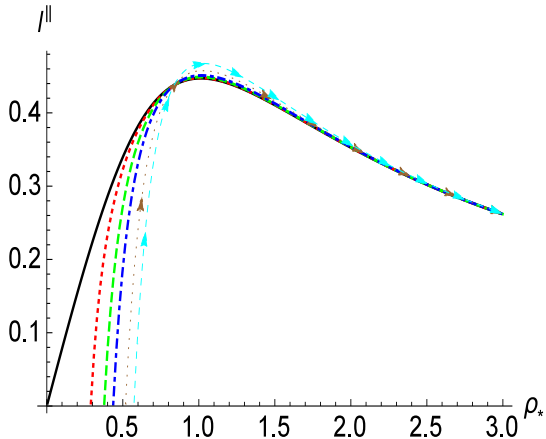


Figure 1: ℓ^{\parallel} as a function of ρ_* for various B , with $\ell_c = 1$. Here $c = 2$ and (solid, black), (dot, red), (dash, green), (dot-dash, blue), (arrow-dot, brown) and (arrow-dash, cyan) curves correspond to $B = 0, 0.1, 0.2, 0.3, 0.5$ and 0.7 respectively. In units GeV.

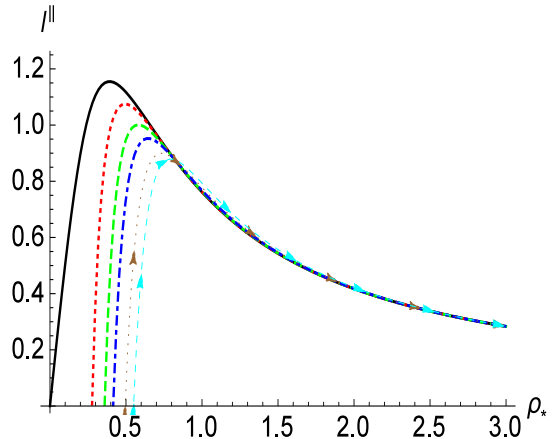


Figure 2: ℓ^{\parallel} as a function of ρ_* for various B , with $\ell_c = 1$. Here $c = 0.3$ and (solid, black), (dot, red), (dash, green), (dot-dash, blue), (arrow-dot, brown) and (arrow-dash, cyan) curves correspond to $B = 0, 0.1, 0.2, 0.3, 0.5$ and 0.7 respectively. In units GeV.

each Figure, (solid, black), (dot, red), (dash, green), (dot-dash, blue), (arrow-dot, brown) and (arrow-dash, cyan) curves correspond to $B = 0, 0.1, 0.2, 0.3, 0.5$ and 0.7 respectively. We observe that there are two solutions for a given ℓ : one for small ρ_* and one for large ρ_* . As we will see later, the one with larger ρ_* corresponds to an actual local minimum of the entanglement entropy whereas the one with smaller ρ_* corresponds to a saddle point.

As in the case of $B = 0$, we see the occurrence of an ℓ_{max}^{\parallel} above which the connected solution does not exist. However for $B \neq 0$, we now see that ℓ_{max}^{\parallel} depends quite non-trivially on both B and c . For example, for $c = 2$ GeV² (Figure 1), ℓ_{max}^{\parallel} increases with B but as we decrease the value of c the pattern reverses and ℓ_{max}^{\parallel} starts decreasing with B . This behaviour can be clearly seen in Figure 2, where we have used $c = 0.3$ GeV². This suggests that there might be an intermediate value of c , for which ℓ_{max}^{\parallel} is not monotonic as a function of B . This is indeed the case as can be observed from Figures 3 and 4, where the complete picture of the dependence of ℓ_{max}^{\parallel} on B and c is shown. We see that for $c = 1$ GeV², ℓ_{max}^{\parallel} first decreases and then increases with magnetic field, indicating the non-monotonic behaviour of ℓ_{max}^{\parallel} .

Now, we move on to discuss the entanglement entropy itself. In order to do so, it is more convenient to consider the difference between connected and disconnected entanglement entropies ⁸,

$$\Delta S^{\parallel} = S_{conn}^{\parallel} - S_{disc}^{\parallel}. \quad (4.1)$$

ΔS^{\parallel} as function of ℓ^{\parallel} for various values of B is shown in Figures 5 and 6. In both these Figures, upper and lower lines correspond to smaller and larger branches of ℓ^{\parallel} respectively (see Figure 1). We see that the latter branch always has a lower entanglement entropy than the former one, indicating that it is a true minimum of the connected solution. In both Figures ΔS^{\parallel} can either be negative or positive depending on the value of ℓ^{\parallel} . The former case occur for small values of ℓ^{\parallel} , implying that the connected surface is the relevant

⁸In the numerical results presented here the constant prefactor $2L_x L_y / 4G_{10}$ in the entanglement entropy expression has been suppressed.

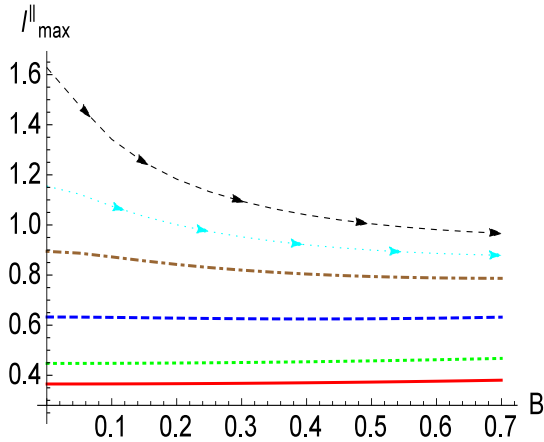


Figure 3: ℓ_{max}^{\parallel} as a function of B for various c . Here $\ell_c = 1$ and (solid, red), (dot, green), (dash, blue), (dot-dash, brown), (arrow-dot, cyan) and (arrow-dash, black) curves correspond to $c = 3, 2, 1, 0.5, 0.3$ and 0.15 respectively. In units GeV.

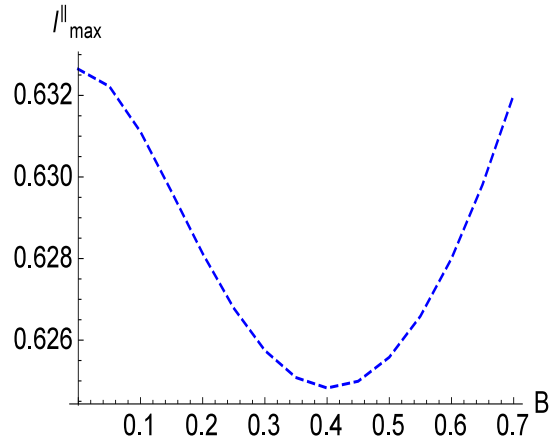


Figure 4: ℓ_{max}^{\parallel} as a function of B for $c = 1$. In units GeV.

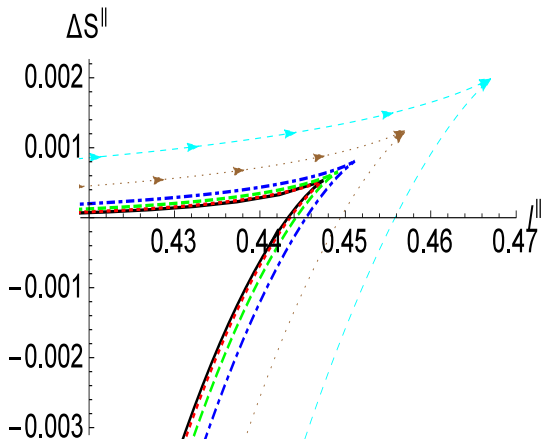


Figure 5: ΔS^{\parallel} as a function of ℓ^{\parallel} for various B , with $\ell_c = 1$. Here $c = 2$ and (solid, black), (dot, red), (dash, green), (dot-dash, blue), (arrow-dot, brown) and (arrow-dash, cyan) curves correspond to $B = 0, 0.1, 0.2, 0.3, 0.5$ and 0.7 respectively. In units GeV.

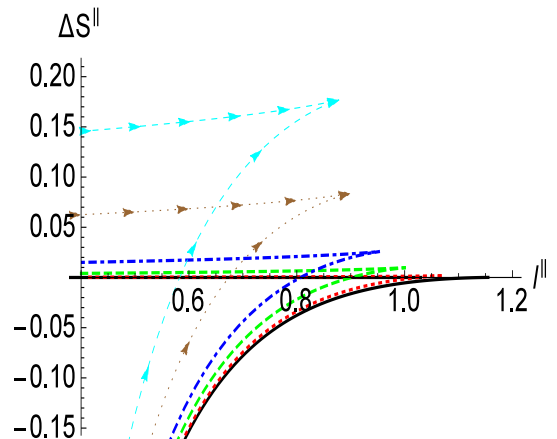


Figure 6: ΔS^{\parallel} as a function of ℓ^{\parallel} for various B , with $\ell_c = 1$. Here $c = 0.3$ and (solid, black), (dot, red), (dash, green), (dot-dash, blue), (arrow-dot, brown) and (arrow-dash, cyan) curves correspond to $B = 0, 0.1, 0.2, 0.3, 0.5$ and 0.7 respectively. In units GeV.

solution of eq. (3.1) whereas the latter case occurs for large values of ℓ^{\parallel} , implying that the disconnected surface becomes relevant. This corresponds to a phase transition from the connected to disconnected solution as we increase the strip length. The length at which this phase transition occurs defines the critical length ℓ_{crit}^{\parallel} . One can see that ℓ_{crit}^{\parallel} is always less than ℓ_{max}^{\parallel} , suggesting that this phase transition always occurs and it is of first order. This phase transition between the two solutions was suggested as characteristic for confining theories in [49]. Here, we thus present evidence that a similar, albeit more intricate, phase transition structure exists in the presence of a background magnetic field as well.

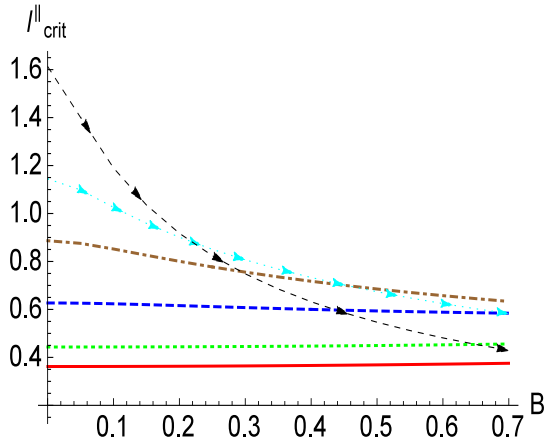


Figure 7: ℓ_{crit}^{\parallel} as a function of B for various c . Here $\ell_c = 1$ and (solid, red), (dot, green), (dash, blue), (dot-dash, brown), (arrow-dot, cyan) and (arrow-dash, black) curves correspond to $c = 3, 2, 1, 0.5, 0.3$ and 0.15 respectively. In units GeV.

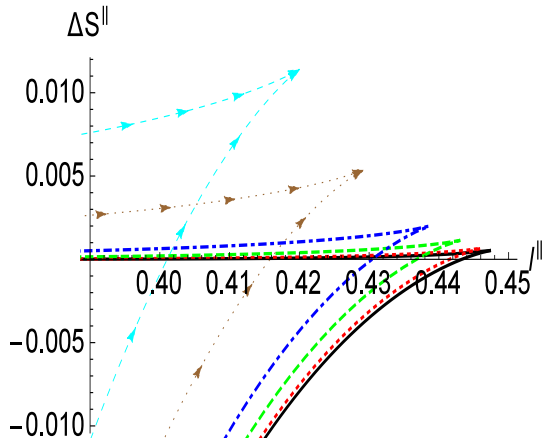


Figure 8: ΔS^{\parallel} as a function of ℓ^{\parallel} for various B , with $\ell_c = 0.2$. Here $c = 2$ and (solid, black), (dot, red), (dash, green), (dot-dash, blue), (arrow-dot, brown) and (arrow-dash, cyan) curves correspond to $B = 0, 0.1, 0.2, 0.3, 0.5$ and 0.7 respectively. In units GeV.

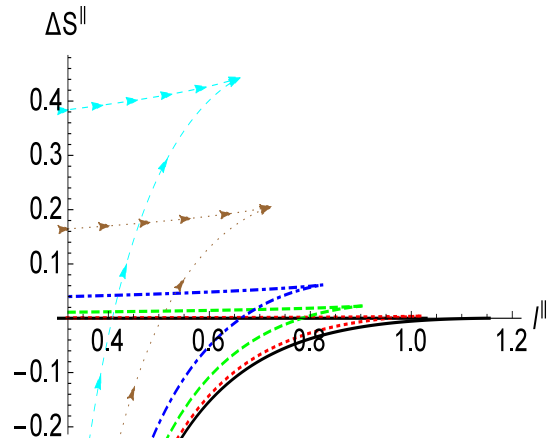


Figure 9: ΔS^{\parallel} as a function of ℓ^{\parallel} for various B , with $\ell_c = 0.2$. Here $c = 0.3$ and (solid, black), (dot, red), (dash, green), (dot-dash, blue), (arrow-dot, brown) and (arrow-dash, cyan) curves correspond to $B = 0, 0.1, 0.2, 0.3, 0.5$ and 0.7 respectively. In units GeV.

From Figures 5 and 6, we see that ℓ_{crit}^{\parallel} depends quite nontrivially on c . For higher values of c , say $c = 2 \text{ GeV}^2$, ℓ_{crit}^{\parallel} increases with the magnetic field. However for lower values of c , it decreases with the magnetic field. A qualitative picture of the dependence of ℓ_{crit}^{\parallel} on B and c is shown in Figure 7. We find that although, for a fixed c , ℓ_{crit}^{\parallel} is a monotonic function of B , it shows non-monotonic behaviour as we vary c .

Further, we find that the behaviour of ΔS^{\parallel} and ℓ_{crit}^{\parallel} strongly depends on ℓ_c . The magnitude and pattern of these quantities with respect to B and c can be different for different ℓ_c . This can be clearly appreciated from Figures 8-11, where ΔS^{\parallel} as a function of ℓ^{\parallel} for $\ell_c = 0.2 \text{ GeV}^{-1}$ and $\ell_c = 2 \text{ GeV}^{-1}$ is shown. Here, we have shown the results for two different c 's. The dependence of ℓ_{crit}^{\parallel} on B and c for these values of ℓ_c is shown in Figures 12 and 13. We find that for a fixed c and B , the increase in ℓ_c causes

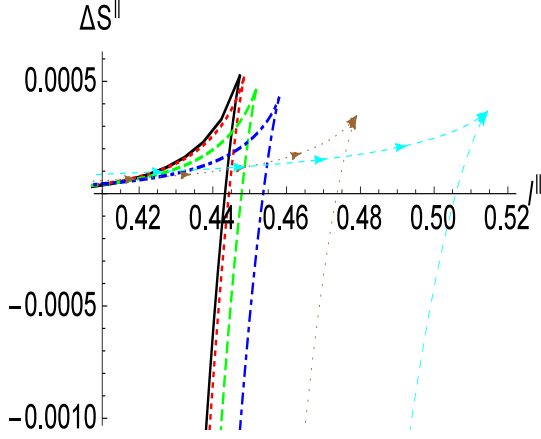


Figure 10: ΔS^{\parallel} as a function of ℓ^{\parallel} for various B , with $\ell_c = 2$. Here $c = 2$ and (solid, black), (dot, red), (dash, green), (dot-dash, blue), (arrow-dot, brown) and (arrow-dash, cyan) curves correspond to $B = 0, 0.1, 0.2, 0.3, 0.5$ and 0.7 respectively. In units GeV.

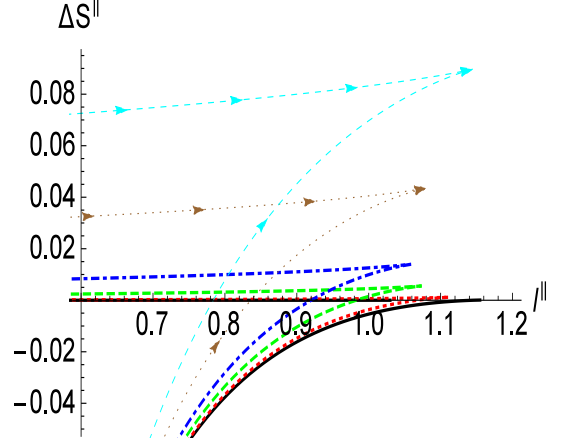


Figure 11: ΔS^{\parallel} as a function of ℓ^{\parallel} for various B , with $\ell_c = 2$. Here $c = 0.3$ and (solid, black), (dot, red), (dash, green), (dot-dash, blue), (arrow-dot, brown) and (arrow-dash, cyan) curves correspond to $B = 0, 0.1, 0.2, 0.3, 0.5$ and 0.7 respectively. In units GeV.

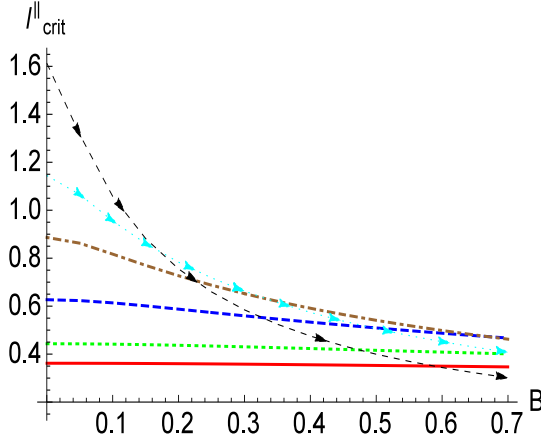


Figure 12: ℓ_{crit}^{\parallel} as a function of B for various c . Here $\ell_c = 0.2$ and (solid, red), (dot, green), (dash, blue), (dot-dash, brown), (arrow-dot, cyan) and (arrow-dash, black) curves correspond to $c = 3, 2, 1, 0.5, 0.3$ and 0.15 respectively. In units GeV.

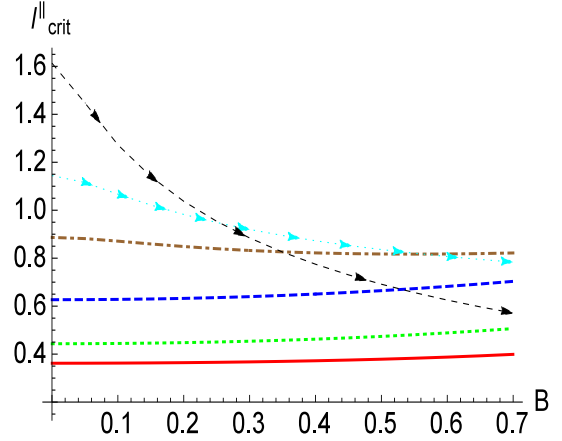


Figure 13: ℓ_{crit}^{\parallel} as a function of B for various c . Here $\ell_c = 2$ and (solid, red), (dot, green), (dash, blue), (dot-dash, brown), (arrow-dot, cyan) and (arrow-dash, black) curves correspond to $c = 3, 2, 1, 0.5, 0.3$ and 0.15 respectively. In units GeV.

ℓ_{crit}^{\parallel} to increase, and therefore, T_{crit}^{\parallel} to decrease. This phenomenon is consistent with the confinement/deconfinement phase transition results obtained in [45], where T_{HP} was found to decrease with ℓ_c . As we will see later on, this result remains valid even for the perpendicular entangling surface. We will say more about this connection at the end of the next subsection.

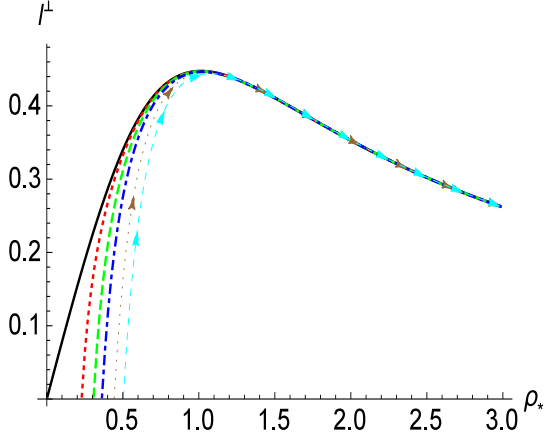


Figure 14: ℓ^\perp as a function of ρ_* for various B , with $\ell_c = 1$. Here $c = 2$ and (solid, black), (dot, red), (dash, green), (dot-dash, blue), (arrow-dot, brown) and (arrow-dash, cyan) curves correspond to $B = 0, 0.1, 0.2, 0.3, 0.5$ and 0.7 respectively. In units GeV.

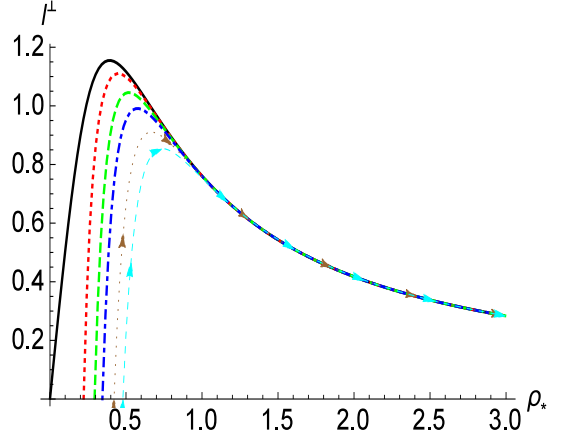


Figure 15: ℓ^\perp as a function of ρ_* for various B , with $\ell_c = 1$. Here $c = 0.3$ and (solid, black), (dot, red), (dash, green), (dot-dash, blue), (arrow-dot, brown) and (arrow-dash, cyan) curves correspond to $B = 0, 0.1, 0.2, 0.3, 0.5$ and 0.7 respectively. In units GeV.

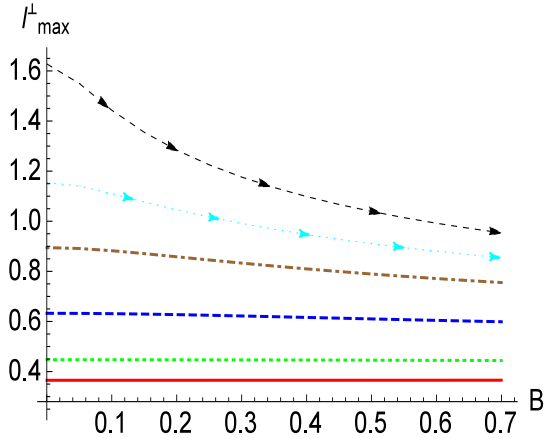


Figure 16: ℓ_{max}^\perp as a function of B for various c , with $\ell_c = 1$. Here (solid, red), (dot, green), (dash, blue), (dot-dash, brown), (arrow-dot, cyan) and (arrow-dash, black) curves correspond to $c = 3, 2, 1, 0.5, 0.3$ and 0.15 respectively. In units GeV.

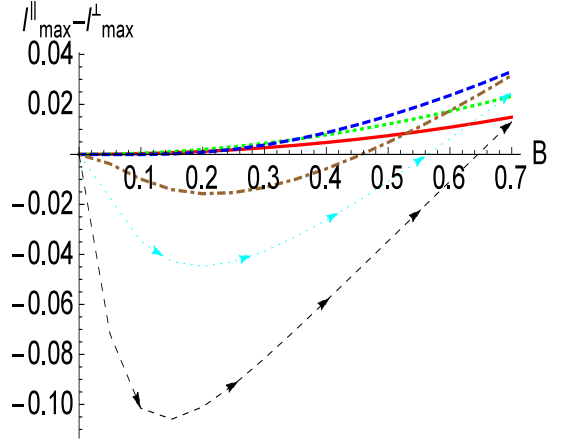


Figure 17: $\ell_{max}^\parallel - \ell_{max}^\perp$ as a function of B for various c , with $\ell_c = 1$. Here (solid, red), (dot, green), (dash, blue), (dot-dash, brown), (arrow-dot, cyan) and (arrow-dash, black) curves correspond to $c = 3, 2, 1, 0.5, 0.3$ and 0.15 respectively. In units GeV.

4.2 Perpendicular entangling surface

In this subsection we study the entanglement entropy for the perpendicular entangling surface⁹. The relevant expressions for the entanglement entropy and strip length are summarized in eqs. (3.9)-(3.11).

Let us first discuss the $\ell_c = 1$ GeV⁻¹ case. The length ℓ^\perp of the connected surface as

⁹Again, the constant prefactor $2L_y L_z / 4G_{10}$ in the entanglement entropy expression has been dropped from the numerical computation.

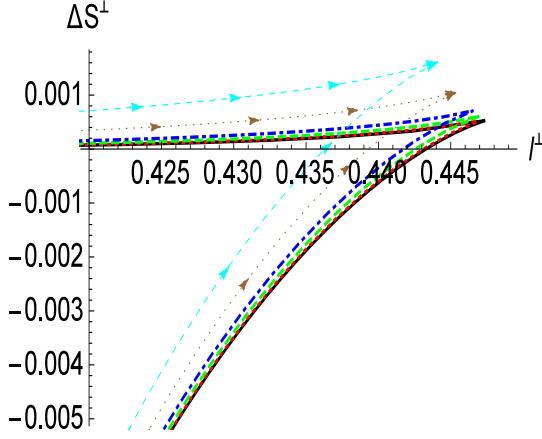


Figure 18: ΔS^\perp as a function of ℓ^\perp for various B , with $\ell_c = 1$. Here $c = 2$ and (solid, black), (dot, red), (dash, green), (dot-dash, blue), (arrow-dot, brown) and (arrow-dash, cyan) curves correspond to $B = 0, 0.1, 0.2, 0.3, 0.5$ and 0.7 respectively. In units GeV.

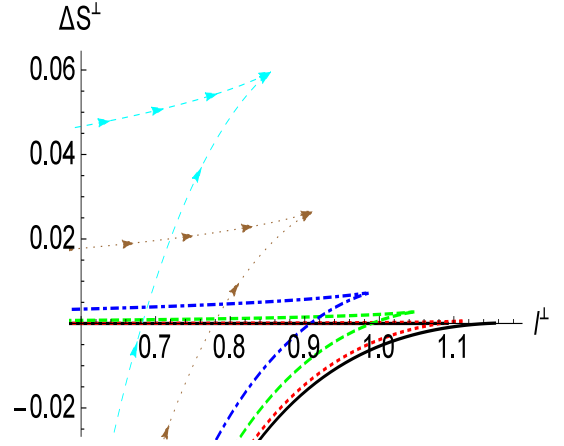


Figure 19: ΔS^\perp as a function of ℓ^\perp for various B , with $\ell_c = 1$. Here $c = 0.3$ and (solid, black), (dot, red), (dash, green), (dot-dash, blue), (arrow-dot, brown) and (arrow-dash, cyan) curves correspond to $B = 0, 0.1, 0.2, 0.3, 0.5$ and 0.7 respectively. In units GeV.

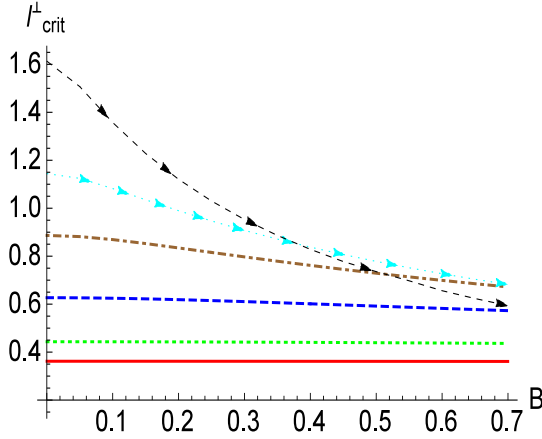


Figure 20: ℓ_{crit}^\perp as a function of B for various c . Here $\ell_c = 1$ and (solid, red), (dot, green), (dash, blue), (dot-dash, brown), (arrow-dot, cyan) and (arrow-dash, black) curves correspond to $c = 3, 2, 1, 0.5, 0.3$ and 0.15 respectively. In units GeV.

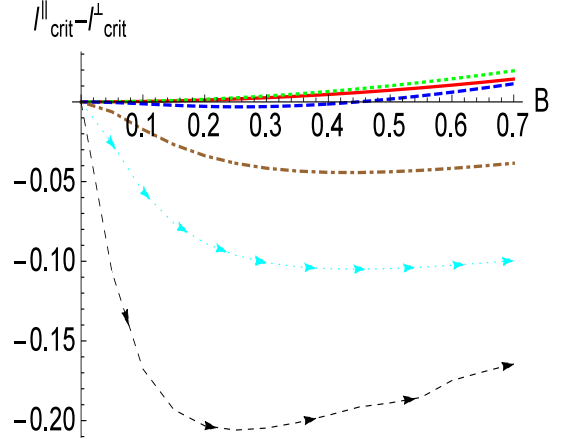


Figure 21: $\ell_{crit}^\parallel - \ell_{crit}^\perp$ as a function of B for various c . Here $\ell_c = 1$ and (solid, red), (dot, green), (dash, blue), (dot-dash, brown), (arrow-dot, cyan) and (arrow-dash, black) curves correspond to $c = 3, 2, 1, 0.5, 0.3$ and 0.15 respectively. In units GeV.

function of ρ_* for various values of the magnetic field B , for $c = 2 \text{ GeV}^2$ and 0.3 GeV^2 , is plotted in Figures 14 and 15 respectively. The overall behaviour of ℓ^\perp is same as was found for ℓ^\parallel . However, there are some differences. Here, ℓ_{max}^\perp decreases with magnetic field even for $c = 2 \text{ GeV}^2$ which is opposite to the case of ℓ_{max}^\parallel , which increases with magnetic field. We find that ℓ_{max}^\perp can be greater or less than ℓ_{max}^\parallel depending on the values of B and c . An overall behaviour is shown in Figures 16 and 17.

The difference between connected and disconnected entanglement entropies is shown in Figures 18 and 19. Even with the perpendicular entangling surface, we find that ΔS^\perp can

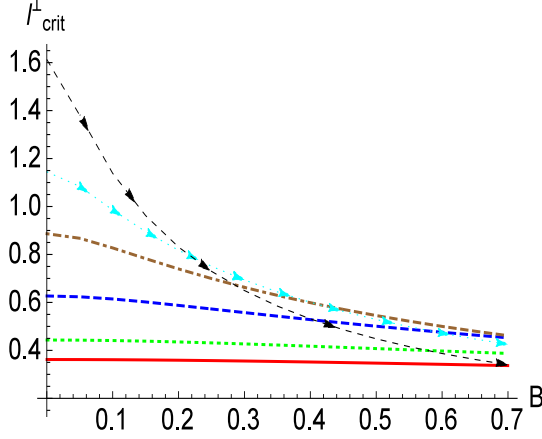


Figure 22: ℓ_{crit}^{\perp} as a function of B for various c . Here $\ell_c = 0.2$ and (solid, red), (dot, green), (dash, blue), (dot-dash, brown), (arrow-dot, cyan) and (arrow-dash, black) curves correspond to $c = 3, 2, 1, 0.5, 0.3$ and 0.15 respectively. In units GeV.

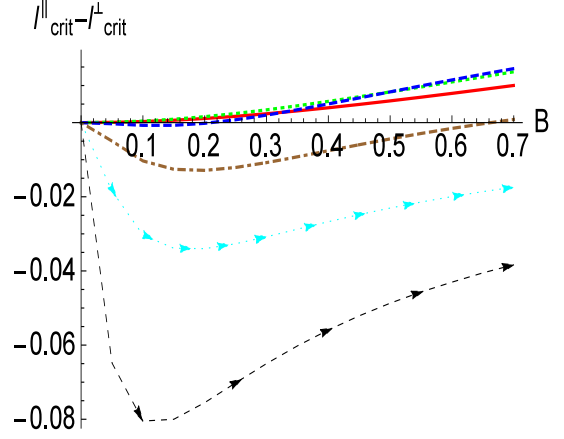


Figure 23: $\ell_{crit}^{\parallel} - \ell_{crit}^{\perp}$ as a function of B for various c . Here $\ell_c = 0.2$ and (solid, red), (dot, green), (dash, blue), (dot-dash, brown), (arrow-dot, cyan) and (arrow-dash, black) curves correspond to $c = 3, 2, 1, 0.5, 0.3$ and 0.15 respectively. In units GeV.

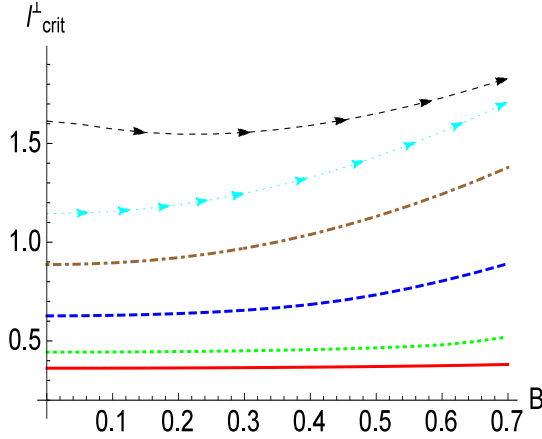


Figure 24: ℓ_{crit}^{\perp} as a function of B for various c . Here $\ell_c = 2$ and (solid, red), (dot, green), (dash, blue), (dot-dash, brown), (arrow-dot, cyan) and (arrow-dash, black) curves correspond to $c = 3, 2, 1, 0.5, 0.3$ and 0.15 respectively. In units GeV.

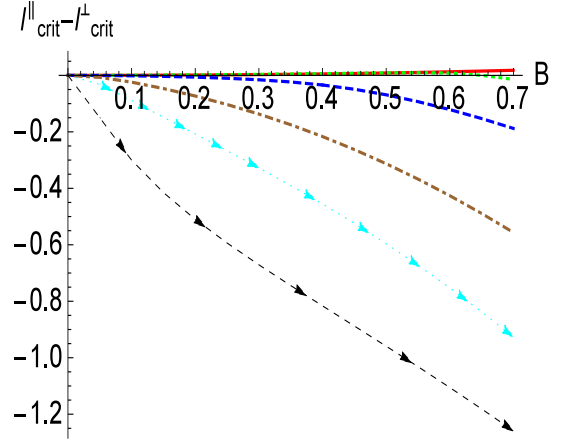


Figure 25: $\ell_{crit}^{\parallel} - \ell_{crit}^{\perp}$ as a function of B for various c . Here $\ell_c = 2$ and (solid, red), (dot, green), (dash, blue), (dot-dash, brown), (arrow-dot, cyan) and (arrow-dash, black) curves correspond to $c = 3, 2, 1, 0.5, 0.3$ and 0.15 respectively. In units GeV.

be greater or less than zero and that a phase transition from connected to disconnected surface occur as we increase the strip length ℓ^{\perp} . The critical length at which this phase transition occur is now defined as ℓ_{crit}^{\perp} . An important point to observe is that ℓ_{crit}^{\perp} for $c = 2 \text{ GeV}^2$ decreases with the magnetic field in contrast with the case of ℓ_{crit}^{\parallel} , which increases with the magnetic field. The dependence of ℓ_{crit}^{\perp} on B and c is shown in Figure 20, which is quite distinct compared to the behaviour of ℓ_{crit}^{\parallel} (shown in Figure 7), especially for smaller values of c and larger values of B . The difference between ℓ_{crit}^{\parallel} and ℓ_{crit}^{\perp} is shown in Figure 21. We see that $\ell_{crit}^{\parallel} > \ell_{crit}^{\perp}$ for larger values of c , however as we decrease the dilaton factor c to near the QCD value ($c = 0.3 \text{ GeV}^2$), we find $\ell_{crit}^{\parallel} < \ell_{crit}^{\perp}$. This

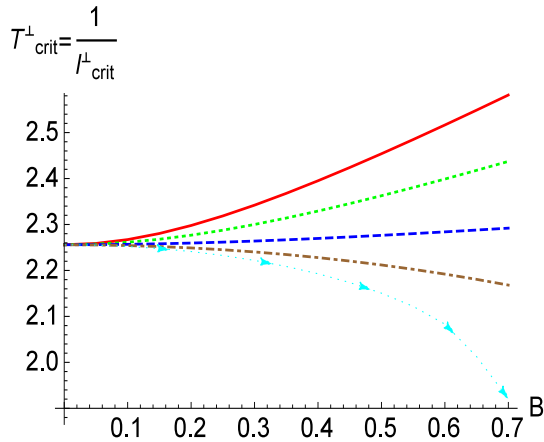


Figure 26: T_{crit}^{\perp} as a function of B for various ℓ_c . Here $c = 2$ and (solid, red), (dot, green), (dash, blue), (dot-dash, brown) and (arrow-dot, cyan) curves correspond to $\ell_c = 0.2, 0.5, 1, 1.5$ and 2 respectively. In units GeV.

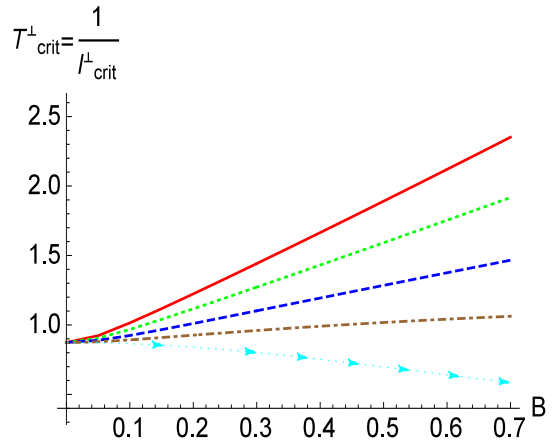


Figure 27: T_{crit}^{\perp} as a function of B for various ℓ_c . Here $c = 0.3$ and (solid, red), (dot, green), (dash, blue), (dot-dash, brown) and (arrow-dot, cyan) curves correspond to $\ell_c = 0.2, 0.5, 1, 1.5$ and 2 respectively. In units GeV.

suggests that $T_{crit}^{\parallel} > T_{crit}^{\perp}$ in the boundary QCD theory. For $B = 0$, we find the expected result $\ell_{crit}^{\parallel} = \ell_{crit}^{\perp}$.

Of course the above analysis is also sensitive to the length scale ℓ_c . For two different values of ℓ_c , the results for ℓ_{crit}^{\perp} are shown in Figures 22-25. One can clearly notice the changes in the pattern of ℓ_{crit}^{\perp} as we vary ℓ_c . In particular, we can notice that ℓ_{crit}^{\perp} shows monotonic behaviour with respect to c even for higher magnetic field as we make ℓ_c larger and larger (Figure 24). As in the case of ℓ_{crit}^{\parallel} , here too we find that for a fixed c and B , the increase in ℓ_c causes ℓ_{crit}^{\perp} to increase. Similarly, ℓ_{crit}^{\perp} can be greater or less than ℓ_{crit}^{\parallel} depending on the values of B and c . In particular, for larger ℓ_c , ℓ_{crit}^{\perp} generally dominates ℓ_{crit}^{\parallel} .

It is interesting to connect our results of entanglement entropy with the free energy results of [45] and analyze the similarities and differences between them. For this purpose, a few points are in order:

- In [45], it was shown that the critical temperature T_{HP} of the Hawking-Page (i.e. the dual of the confinement/deconfinement phase transition) decreases with ℓ_c . Considering that the strip length of the entangling surface plays the role of inverse temperature, the corresponding critical temperature in the entanglement entropy also shows the same feature. This is shown in Figures 26 and 27, where one clearly see that for any fixed B and c , T_{crit}^{\perp} decreases as the value of ℓ_c increases. As briefly mentioned in the previous subsection, the same result is true for T_{crit}^{\parallel} as well.
- There are several differences between T_{HP} and T_{crit}^{\perp} as well, especially as a function of B and c . T_{HP} can decrease or increase with magnetic field depending on the values of c and ℓ_c . In [45], it was found that for $c = 0.3 \text{ GeV}^2$ (which in the notation of [45] corresponds to $c = 0.15 \text{ GeV}^2$), T_{HP} increases with magnetic field for smaller ℓ_c , say $\ell_c < 1 \text{ GeV}^{-1}$, and decreases for larger ℓ_c . However, the same feature does not occur with T_{crit}^{\perp} . This can be seen from Figure 27, where we find that T_{crit}^{\perp} decreases with magnetic field only for $\ell_c \gtrsim 1.7 \text{ GeV}^{-1}$. Similar results hold for other values of c as well. Therefore, it seems that the relation between T_{crit}^{\perp} and T_{HP} is

rather complicated and a straightforward one to one comparison between them is bit subtle.

- Analogous differences exist for T_{crit}^{\parallel} as well. Again, we do not find a straightforward one to one relation between T_{HP} and T_{crit}^{\parallel} .

We end this subsection by presenting a qualitative summary of our results showing how ℓ_{crit}^{\parallel} and ℓ_{crit}^{\perp} change with magnetic field for different values of the c and ℓ_c . This is succinctly shown in Table 1.

$c \backslash \ell_c$	0.2		0.5		1		1.5		2	
	\parallel	\perp	\parallel	\perp	\parallel	\perp	\parallel	\perp	\parallel	\perp
3	\downarrow	\downarrow	\downarrow	\downarrow	\uparrow	\downarrow	\uparrow	\uparrow	\uparrow	\uparrow
2	\downarrow	\downarrow	\downarrow	\downarrow	\uparrow	\downarrow	\uparrow	\uparrow	\uparrow	\uparrow
1	\downarrow	\downarrow	\downarrow	\downarrow	\downarrow	\downarrow	NM	\uparrow	\uparrow	\uparrow
0.5	\downarrow	\downarrow	\downarrow	\downarrow	\downarrow	\downarrow	\downarrow	\downarrow	NM	\uparrow
0.3	\downarrow	\downarrow	\downarrow	\downarrow	\downarrow	\downarrow	\downarrow	\downarrow	\downarrow	\uparrow
0.15	\downarrow	\downarrow	\downarrow	\downarrow	\downarrow	\downarrow	\downarrow	\downarrow	\downarrow	NM

Table 1: A summary of the dependence of the entanglement entropy on the background magnetic field for various values of c and ℓ_c . Symbols \parallel or \perp indicate results for parallel or perpendicular entangling surfaces. Arrows \uparrow or \downarrow indicate whether ℓ_{crit}^{\parallel} or ℓ_{crit}^{\perp} increases or decreases as we increase the magnetic field. Here NM stands for non-monotonic and indicates that the concerned quantity first decreases and then increases with the magnetic field. The parameters c and ℓ_c at which the holographic model in eq. (2.1) is best suitable to describe genuine QCD correspond to $c \simeq 0.3 \text{ GeV}^2$ and $\ell_c \gtrsim 1 \text{ GeV}^{-1}$.

4.3 The entropic \mathcal{C} -function

In this subsection, we briefly discuss our results for the entropic \mathcal{C} -function, which on general grounds is defined as [60, 109]

$$\mathcal{C}(\ell) = \frac{\ell^3}{\text{Area}(A)} \frac{\partial S}{\partial \ell}, \quad (4.2)$$

where $\text{Area}(A)$ is the area of the subsystem A . By construction, eq. (4.2) is finite. In our case, there can be two entropic \mathcal{C} -functions depending on whether the entangling strip is parallel or perpendicular to the magnetic field. The results for the parallel case are shown in Figures 28 and 29, where we have chosen $c = 2 \text{ GeV}^2$ and $c = 0.3 \text{ GeV}^2$ respectively. We see that the magnitude of \mathcal{C}^{\parallel} decreases monotonically as we increase the length of the strip, i.e. from UV to IR. Since, ℓ^{\parallel} is inversely related to the energy scale of the theory and that \mathcal{C} measures the degrees of freedom at that energy scale [109], this result is consistent with the expected behaviour of \mathcal{C} that it decreases under the RG-flow in a confining theory. The \mathcal{C} -function sharply drops to zero at ℓ_{crit}^{\parallel} , indicative of a first order transition, and it continues to vanish for higher ℓ^{\parallel} . This is precisely due to the reason that for $\ell^{\parallel} > \ell_{crit}^{\parallel}$, the entanglement entropy of the connected surface dominates that of the disconnected surface and that the entanglement entropy of the disconnected surface is independent of ℓ^{\parallel} .

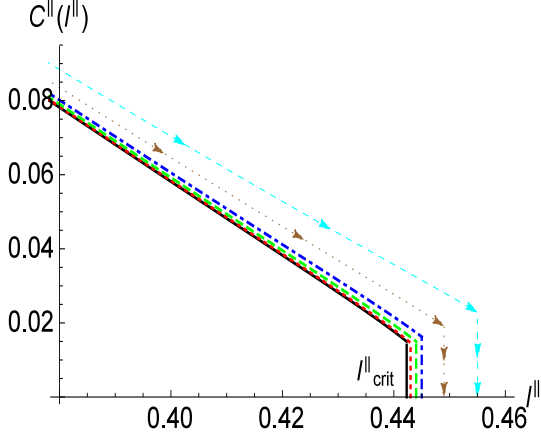


Figure 28: Entropic \mathcal{C} -function for a parallel entangling surface as a function of length ℓ^{\parallel} . Here $c = 2$ and (solid, black), (dot, red), (dash, green), (dot-dash, blue), (arrow-dot, brown) and (arrow-dash, cyan) curves correspond to $B = 0, 0.1, 0.2, 0.3, 0.5$ and 0.7 respectively. In units GeV.

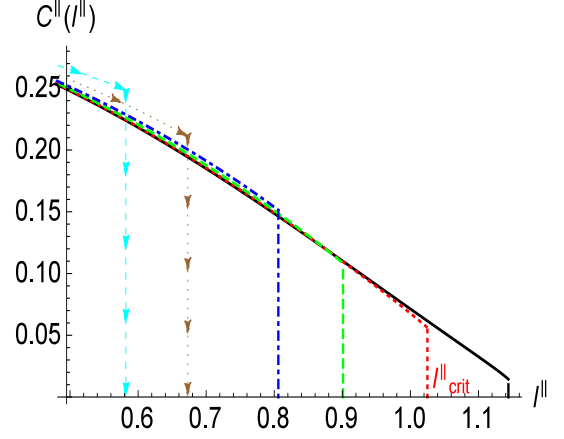


Figure 29: Entropic \mathcal{C} -function for a parallel entangling surface as a function of length ℓ^{\parallel} . Here $c = 0.3$ and (solid, black), (dot, red), (dash, green), (dot-dash, blue), (arrow-dot, brown) and (arrow-dash, cyan) curves correspond to $B = 0, 0.1, 0.2, 0.3, 0.5$ and 0.7 respectively. In units GeV.

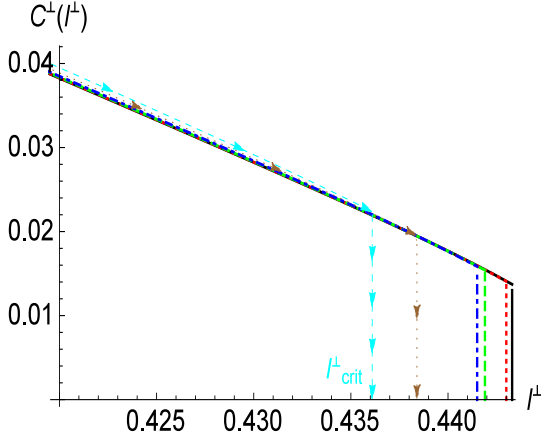


Figure 30: Entropic \mathcal{C} -function for a perpendicular entangling surface as a function of length ℓ^{\perp} . Here $c = 2$ and (solid, black), (dot, red), (dash, green), (dot-dash, blue), (arrow-dot, brown) and (arrow-dash, cyan) curves correspond to $B = 0, 0.1, 0.2, 0.3, 0.5$ and 0.7 respectively. In units GeV.

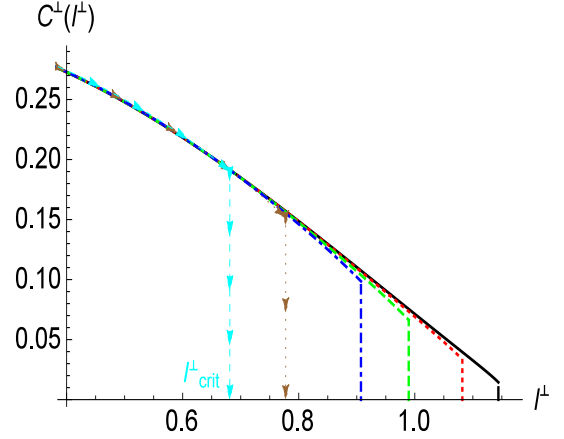


Figure 31: Entropic \mathcal{C} -function for a perpendicular entangling surface as a function of length ℓ^{\perp} . Here $c = 0.3$ and (solid, black), (dot, red), (dash, green), (dot-dash, blue), (arrow-dot, brown) and (arrow-dash, cyan) curves correspond to $B = 0, 0.1, 0.2, 0.3, 0.5$ and 0.7 respectively. In units GeV.

The entropic \mathcal{C} -function for a perpendicular entangling surface shows a similar behaviour and is shown in Figures 30 and 31.

5 Outlook

We have set a next modest step in further unraveling the “entanglement” between confinement and entanglement entropy, this to further understand the intricacies of confinement in QCD when a magnetic field is introduced as a classic background. This is of phe-

nomenological relevance to quark-gluon plasma physics, as advocated in many quoted papers, for example to understand how (confined) heavy quark bound states will react if the temperature is sufficiently high and a strong magnetic field is present. The latter is presumably generated due to the (non-central) heavy ion collision leading to the plasma phase.

We have given first evidence that the entanglement entropy feels the magnetic field $\vec{B} = B\vec{e}_z$ in two ways: the critical lengths of the entangling strip surfaces become not only B -dependent, indicating a phase transition that is B -dependent, but the critical length depends also on the either parallel or perpendicular orientation of the surface with respect to \vec{B} . For definiteness, we did not consider a general angle θ between surface and \vec{B} to avoid having to deal with yet another parameter.

However, several questions remain. The most pertinent one would be to clarify the link between the anisotropy in the confining behaviour, as signalled by the entanglement entropy structure, and that signalled by the string tensions extracted from a Wilson loop [90, 91] in a magnetic background. It is expected, at least from a holographic viewpoint, that there is an intimate connection between the area law of the Wilson loop, viz. confinement, and the behaviour of the entanglement entropy [50]. Though, to put this on a firmer footing, we believe we need to first ensure that the necessary dilaton factor, with or without magnetic field, is coupled to the theory in a self-consistent way, that is, by solving the bulk Einstein equations of motion, while simultaneously ensuring the area law for the holographic representation of the Wilson loop. Such approach can possibly also help to get a better handle over the length parameter ℓ_c that enters the metric at finite B and which connection to real QCD is still a bit mystified. Once this is done, we can move forward to study the entanglement entropy in such improved setting. It will also allow to identify, even for zero magnetic field, the rôle, if any, of entanglement entropy in the so-called entropic destruction picture of the dissociation of a heavy quark bound state [110, 111]. We plan to come back to these issues in future work.

Acknowledgments

We thank T. Mertens and A. Blommaert for useful discussions. S. Mahapatra is supported by a PDM grant of KU Leuven.

References

- [1] J. M. Maldacena, “The Large N limit of superconformal field theories and supergravity,” *Int. J. Theor. Phys.* **38** (1999) 1113 [*Adv. Theor. Math. Phys.* **2** (1998) 231] [hep-th/9711200].
- [2] S. S. Gubser, I. R. Klebanov and A. M. Polyakov, “Gauge theory correlators from noncritical string theory,” *Phys. Lett. B* **428** (1998) 105 [hep-th/9802109].
- [3] E. Witten, “Anti-de Sitter space and holography,” *Adv. Theor. Math. Phys.* **2** (1998) 253 [hep-th/9802150].
- [4] S. Ryu and T. Takayanagi, “Holographic derivation of entanglement entropy from AdS/CFT,” *Phys. Rev. Lett.* **96** (2006) 181602 [hep-th/0603001].
- [5] S. Ryu and T. Takayanagi, “Aspects of Holographic Entanglement Entropy,” *JHEP* **0608** (2006) 045 [hep-th/arXiv:0605073].
- [6] H. Casini, M. Huerta and R. C. Myers, “Towards a derivation of holographic entanglement entropy,” *JHEP* **1105** (2011) 036 [arXiv:1102.0440 [hep-th]].

- [7] A. Lewkowycz and J. Maldacena, “Generalized gravitational entropy,” *JHEP* **1308** (2013) 090 [arXiv:1304.4926 [hep-th]].
- [8] M. Rangamani, M. Rozali and A. Vincart-Emard, “Dynamics of Holographic Entanglement Entropy Following a Local Quench,” *JHEP* **1604** (2016) 069 [arXiv:1512.03478 [hep-th]].
- [9] T. Albash and C. V. Johnson, “Evolution of Holographic Entanglement Entropy after Thermal and Electromagnetic Quenches,” *New J. Phys.* **13** (2011) 045017 [arXiv:1008.3027 [hep-th]].
- [10] M. Nozaki, T. Numasawa and T. Takayanagi, “Holographic Local Quenches and Entanglement Density,” *JHEP* **1305** (2013) 080 [arXiv:1302.5703 [hep-th]].
- [11] S. N. Solodukhin, “Entanglement entropy of black holes and AdS/CFT correspondence,” *Phys. Rev. Lett.* **97** (2006) 201601 [hep-th/0606205].
- [12] S. N. Solodukhin, “Entanglement entropy of black holes,” *Living Rev. Rel.* **14** (2011) 8 [arXiv:1104.3712 [hep-th]].
- [13] C. V. Johnson, “Large N Phase Transitions, Finite Volume, and Entanglement Entropy,” *JHEP* **1403** (2014) 047 [arXiv:1306.4955 [hep-th]].
- [14] E. Caceres, P. H. Nguyen and J. F. Pedraza, “Holographic entanglement entropy and the extended phase structure of STU black holes,” *JHEP* **1509** (2015) 184. [arXiv:1507.06069 [hep-th]].
- [15] A. Dey, S. Mahapatra and T. Sarkar, “Thermodynamics and Entanglement Entropy with Weyl Corrections,” *Phys. Rev. D* **94** (2016) no.2, 026006 [arXiv:1512.07117 [hep-th]].
- [16] T. Albash and C. V. Johnson, “Holographic Studies of Entanglement Entropy in Superconductors,” *JHEP* **1205** (2012) 079 [arXiv:1202.2605 [hep-th]].
- [17] A. Dey, S. Mahapatra and T. Sarkar, “Very General Holographic Superconductors and Entanglement Thermodynamics,” *JHEP* **1412** (2014) 135 [arXiv:1409.5309 [hep-th]].
- [18] V. Balasubramanian *et al.*, “Thermalization of Strongly Coupled Field Theories,” *Phys. Rev. Lett.* **106** (2011) 191601 [arXiv:1012.4753 [hep-th]].
- [19] V. Balasubramanian *et al.*, “Holographic Thermalization,” *Phys. Rev. D* **84** (2011) 026010. [arXiv:1103.2683 [hep-th]].
- [20] D. Galante and M. Schvellinger, “Thermalization with a chemical potential from AdS spaces,” *JHEP* **1207** (2012) 096 [arXiv:1205.1548 [hep-th]].
- [21] E. Caceres and A. Kundu, “Holographic Thermalization with Chemical Potential,” *JHEP* **1209** (2012) 055 [arXiv:1205.2354 [hep-th]].
- [22] A. Dey, S. Mahapatra and T. Sarkar, “Holographic Thermalization with Weyl Corrections,” *JHEP* **1601** (2016) 088 [arXiv:1510.00232 [hep-th]].
- [23] H. Liu and S. J. Suh, “Entanglement Tsunami: Universal Scaling in Holographic Thermalization,” *Phys. Rev. Lett.* **112** (2014) 011601 [arXiv:1305.7244 [hep-th]].
- [24] T. Nishioka, S. Ryu and T. Takayanagi, “Holographic Entanglement Entropy: An Overview,” *J. Phys. A* **42** (2009) 504008 [arXiv:0905.0932 [hep-th]].
- [25] M. Rangamani and T. Takayanagi, “Holographic Entanglement Entropy,” arXiv:1609.01287 [hep-th].
- [26] S. Sachdev, “Quantum Phase Transitions,” Cambridge University Press (2nd edition, 2011).
- [27] T. J. Osborne and M. A. Nielsen, “Entanglement in a simple quantum phase transition,” *Phys. Rev. A* **66** (2002) 032110.

- [28] J. I. Latorre and A. Riera, “A short review on entanglement in quantum spin systems,” *J. Phys. A* **42** (2009) 504002 [arXiv:0906.1499 [cond-mat.stat-mech]].
- [29] E. Witten, “Anti-de Sitter space, thermal phase transition, and confinement in gauge theories,” *Adv. Theor. Math. Phys.* **2** (1998) 505 [hep-th/9803131].
- [30] J. Polchinski and M. J. Strassler, “The String dual of a confining four-dimensional gauge theory,” hep-th/0003136.
- [31] T. Sakai and S. Sugimoto, “Low energy hadron physics in holographic QCD,” *Prog. Theor. Phys.* **113** (2005) 843 [hep-th/0412141].
- [32] T. Sakai and S. Sugimoto, “More on a holographic dual of QCD,” *Prog. Theor. Phys.* **114** (2005) 1083 [hep-th/0507073].
- [33] M. Kruczenski, D. Mateos, R. C. Myers and D. J. Winters, “Towards a holographic dual of large N_c QCD,” *JHEP* **0405** (2004) 041 [hep-th/0311270].
- [34] A. Karch and E. Katz, “Adding flavor to AdS/CFT,” *JHEP* **0206** (2002) 043 [hep-th/0205236].
- [35] I. R. Klebanov and M. J. Strassler, “Supergravity and a confining gauge theory: Duality cascades and chi SB resolution of naked singularities,” *JHEP* **0008** (2000) 052 [hep-th/0007191].
- [36] J. Erlich, E. Katz, D. T. Son and M. A. Stephanov, “QCD and a holographic model of hadrons,” *Phys. Rev. Lett.* **95** (2005) 261602 [hep-ph/0501128].
- [37] W. de Paula, T. Frederico, H. Forkel and M. Beyer, “Dynamical AdS/QCD with area-law confinement and linear Regge trajectories,” *Phys. Rev. D* **79** (2009) 075019 [arXiv:0806.3830 [hep-ph]].
- [38] U. Gursoy, E. Kiritsis, L. Mazzanti and F. Nitti, “Deconfinement and Gluon Plasma Dynamics in Improved Holographic QCD,” *Phys. Rev. Lett.* **101** (2008) 181601 [arXiv:0804.0899 [hep-th]].
- [39] U. Gursoy and E. Kiritsis, “Exploring improved holographic theories for QCD: Part I,” *JHEP* **0802** (2008) 032 [arXiv:0707.1324 [hep-th]].
- [40] U. Gursoy, E. Kiritsis and F. Nitti, “Exploring improved holographic theories for QCD: Part II,” *JHEP* **0802** (2008) 019 [arXiv:0707.1349 [hep-th]].
- [41] C. P. Herzog, “A Holographic Prediction of the Deconfinement Temperature,” *Phys. Rev. Lett.* **98** (2007) 091601 [hep-th/0608151].
- [42] A. Karch, E. Katz, D. T. Son and M. A. Stephanov, “Linear confinement and AdS/QCD,” *Phys. Rev. D* **74** (2006) 015005 [hep-ph/0602229].
- [43] A. Karch, E. Katz, D. T. Son and M. A. Stephanov, “On the sign of the dilaton in the soft wall models,” *JHEP* **1104** (2011) 066 [arXiv:1012.4813 [hep-ph]].
- [44] P. Colangelo, F. Giannuzzi, S. Nicotri and V. Tangorra, *Eur. Phys. J. C* **72** (2012) 2096 [arXiv:1112.4402 [hep-ph]].
- [45] D. Dudal, D. R. Granado and T. G. Mertens, “No inverse magnetic catalysis in the QCD hard and soft wall models,” *Phys. Rev. D* **93** (2016) no.12, 125004 [arXiv:1511.04042 [hep-th]].
- [46] T. Gherghetta, J. I. Kapusta and T. M. Kelley, “Chiral symmetry breaking in the soft-wall AdS/QCD model,” *Phys. Rev. D* **79** (2009) 076003 [arXiv:0902.1998 [hep-ph]].
- [47] D. Li, M. Huang, Y. Yang and P. H. Yuan, “Inverse Magnetic Catalysis in the Soft-Wall Model of AdS/QCD,” arXiv:1610.04618 [hep-th].
- [48] J. Lindgren, I. Papadimitriou, A. Taliotis and J. Vanhoof, “Holographic Hall conductivities from dyonic backgrounds,” *JHEP* **1507** (2015) 094 [arXiv:1505.04131 [hep-th]].

- [49] I. R. Klebanov, D. Kutasov and A. Murugan, “Entanglement as a probe of confinement,” Nucl. Phys. B **796** (2008) 274 [arXiv:0709.2140 [hep-th]].
- [50] U. Kol, C. Nunez, D. Schofield, J. Sonnenschein and M. Warschawski, “Confinement, Phase Transitions and non-Locality in the Entanglement Entropy,” JHEP **1406** (2014) 005 [arXiv:1403.2721 [hep-th]].
- [51] N. Kim, “Holographic entanglement entropy of confining gauge theories with flavor,” Phys. Lett. B **720** (2013) 232.
- [52] A. Lewkowycz, “Holographic Entanglement Entropy and Confinement,” JHEP **1205** (2012) 032 [arXiv:1204.0588 [hep-th]].
- [53] M. Ghodrati, “Schwinger Effect and Entanglement Entropy in Confining Geometries,” Phys. Rev. D **92** (2015) no.6, 065015 [arXiv:1506.08557 [hep-th]].
- [54] M. Fujita, T. Nishioka and T. Takayanagi, “Geometric Entropy and Hagedorn/Deconfinement Transition,” JHEP **0809** (2008) 016 [arXiv:0806.3118 [hep-th]].
- [55] R. M. Soni and S. P. Trivedi, “Aspects of Entanglement Entropy for Gauge Theories,” JHEP **1601** (2016) 136 [arXiv:1510.07455 [hep-th]].
- [56] R. M. Soni and S. P. Trivedi, “Entanglement Entropy in (3+1)-d Free $U(1)$ Gauge Theory,” arXiv:1608.00353 [hep-th].
- [57] K. Van Acoleyen, N. Bultinck, J. Haegeman, M. Marien, V. B. Scholz and F. Verstraete, “The entanglement of distillation for gauge theories,” Phys. Rev. Lett. **117** (2016) no.13, 131602 [arXiv:1511.04369 [quant-ph]].
- [58] P. V. Buividovich and M. I. Polikarpov, “Numerical study of entanglement entropy in $SU(2)$ lattice gauge theory,” Nucl. Phys. B **802** (2008) 458 [arXiv:0802.4247 [hep-lat]].
- [59] P. V. Buividovich and M. I. Polikarpov, “Entanglement entropy in gauge theories and the holographic principle for electric strings,” Phys. Lett. B **670** (2008) 141 [arXiv:0806.3376 [hep-th]].
- [60] E. Itou, K. Nagata, Y. Nakagawa, A. Nakamura and V. I. Zakharov, “Entanglement in Four-Dimensional $SU(3)$ Gauge Theory,” PTEP **2016** (2016) no.6, 061B01 [arXiv:1512.01334 [hep-th]].
- [61] D. E. Kharzeev, L. D. McLerran and H. J. Warringa, “The Effects of topological charge change in heavy ion collisions: ‘Event by event P and CP violation’,” Nucl. Phys. A **803** (2008) 227 [arXiv:0711.0950 [hep-ph]].
- [62] V. Skokov, A. Y. Illarionov and V. Toneev, “Estimate of the magnetic field strength in heavy-ion collisions,” Int. J. Mod. Phys. A **24** (2009) 5925 [arXiv:0907.1396 [nucl-th]].
- [63] A. Bzdak and V. Skokov, “Event-by-event fluctuations of magnetic and electric fields in heavy ion collisions,” Phys. Lett. B **710** (2012) 171 [arXiv:1111.1949 [hep-ph]].
- [64] W. T. Deng and X. G. Huang, “Event-by-event generation of electromagnetic fields in heavy-ion collisions,” Phys. Rev. C **85** (2012) 044907 [arXiv:1201.5108 [nucl-th]].
- [65] K. Tuchin, “Time and space dependence of the electromagnetic field in relativistic heavy-ion collisions,” Phys. Rev. C **88** (2013) 2, 024911 [arXiv:1305.5806 [hep-ph]].
- [66] K. Tuchin, “Particle production in strong electromagnetic fields in relativistic heavy-ion collisions,” Adv. High Energy Phys. **2013** (2013) 490495 [arXiv:1301.0099].
- [67] L. McLerran and V. Skokov, “Comments About the Electromagnetic Field in Heavy-Ion Collisions,” Nucl. Phys. A **929** (2014) 184 [arXiv:1305.0774 [hep-ph]].
- [68] C. V. Johnson and A. Kundu, “External Fields and Chiral Symmetry Breaking in the Sakai-Sugimoto Model,” JHEP **0812** (2008) 053 [arXiv:0803.0038 [hep-th]].

- [69] N. Callebaut and D. Dudal, “Transition temperature(s) of magnetized two-flavor holographic QCD,” *Phys. Rev. D* **87** (2013) no.10, 106002 [arXiv:1303.5674 [hep-th]].
- [70] A. Ballon-Bayona, “Holographic deconfinement transition in the presence of a magnetic field,” *JHEP* **1311** (2013) 168 [arXiv:1307.6498 [hep-th]].
- [71] D. Dudal and T. G. Mertens, “Melting of charmonium in a magnetic field from an effective AdS/QCD model,” *Phys. Rev. D* **91** (2015) 086002 [arXiv:1410.3297 [hep-th]].
- [72] D. Dudal and T. G. Mertens, “Radiation Gauge in AdS/QCD: Inadmissibility and Implications on Spectral Functions in the Deconfined Phase,” *Phys. Lett. B* **751** (2015) 352 [arXiv:1510.05490 [hep-th]].
- [73] K. A. Mamo, “Inverse magnetic catalysis in holographic models of QCD,” *JHEP* **1505** (2015) 121 [arXiv:1501.03262 [hep-th]].
- [74] B. McNnes, “Inverse Magnetic/Shear Catalysis,” *Nucl. Phys. B* **906** (2016) 40. [arXiv:1511.05293 [hep-th]].
- [75] R. Rougemont, R. Critelli and J. Noronha, “Holographic calculation of the QCD crossover temperature in a magnetic field,” *Phys. Rev. D* **93** (2016) no.4, 045013. [arXiv:1505.07894 [hep-th]].
- [76] Z. Fang, “Anomalous dimension, chiral phase transition and inverse magnetic catalysis in soft-wall AdS/QCD,” *Phys. Lett. B* **758** (2016) 1.
- [77] S. w. Li and T. Jia, “Dynamically flavored description of holographic QCD in the presence of a magnetic field,” arXiv:1604.07197 [hep-th].
- [78] G. S. Bali, F. Bruckmann, G. Endrodi, Z. Fodor, S. D. Katz, S. Krieg, A. Schafer and K. K. Szabo, “The QCD phase diagram for external magnetic fields,” *JHEP* **1202** (2012) 044 [arXiv:1111.4956 [hep-lat]].
- [79] D. E. Kharzeev, K. Landsteiner, A. Schmitt and H. U. Yee, “Strongly interacting matter in magnetic fields’: an overview,” *Lect. Notes Phys.* **871** (2013) 1. [arXiv:1211.6245 [hep-ph]].
- [80] V. A. Miransky and I. A. Shovkovy, “Quantum field theory in a magnetic field: From quantum chromodynamics to graphene and Dirac semimetals,” *Phys. Rept.* **576** (2015) 1 [arXiv:1503.00732 [hep-ph]].
- [81] M. N. Chernodub, “Superconductivity of QCD vacuum in strong magnetic field,” *Phys. Rev. D* **82** (2010) 085011 [arXiv:1008.1055 [hep-ph]].
- [82] M. N. Chernodub, “Spontaneous electromagnetic superconductivity of vacuum in strong magnetic field: evidence from the Nambu–Jona-Lasinio model,” *Phys. Rev. Lett.* **106** (2011) 142003 [arXiv:1101.0117 [hep-ph]].
- [83] N. Callebaut, D. Dudal and H. Verschelde, “Holographic rho mesons in an external magnetic field,” *JHEP* **1303** (2013) 033 [arXiv:1105.2217 [hep-th]].
- [84] N. Callebaut and D. Dudal, “A magnetic instability of the non-Abelian Sakai-Sugimoto model,” *JHEP* **1401** (2014) 055 [arXiv:1309.5042 [hep-th]].
- [85] M. Ali-Akbari and H. Ebrahim, “Chiral symmetry breaking: To probe anisotropy and magnetic field in quark-gluon plasma,” *Phys. Rev. D* **89** (2014) no.6, 065029 [arXiv:1309.4715 [hep-th]].
- [86] Y. Y. Bu, J. Erdmenger, J. P. Shock and M. Strydom, “Magnetic field induced lattice ground states from holography,” *JHEP* **1303** (2013) 165 [arXiv:1210.6669 [hep-th]].
- [87] E. D’Hoker and P. Kraus, “Magnetic Brane Solutions in AdS,” *JHEP* **0910** (2009) 088 [arXiv:0908.3875 [hep-th]].

- [88] E. D’Hoker and P. Kraus, “Charged Magnetic Brane Solutions in AdS_5 and the fate of the third law of thermodynamics,” *JHEP* **1003** (2010) 095 [arXiv:0911.4518 [hep-th]].
- [89] U. Gursoy, I. Iatrakis, M. Jarvinen and G. Nijs, “Inverse Magnetic Catalysis from improved Holographic QCD in the Veneziano limit,” arXiv:1611.06339 [hep-th].
- [90] C. Bonati, M. D’Elia, M. Mariti, M. Mesiti, F. Negro and F. Sanfilippo, “Anisotropy of the quark-antiquark potential in a magnetic field,” *Phys. Rev. D* **89** (2014) no.11, 114502 [arXiv:1403.6094 [hep-lat]].
- [91] C. Bonati, M. D’Elia, M. Mariti, M. Mesiti, F. Negro, A. Rucci and F. Sanfilippo, “Magnetic field effects on the static quark potential at zero and finite temperature,” *Phys. Rev. D* **94** (2016) no.9, 094007 [arXiv:1607.08160 [hep-lat]].
- [92] C. S. Machado, F. S. Navarra, E. G. de Oliveira, J. Noronha and M. Strickland, “Heavy quarkonium production in a strong magnetic field,” *Phys. Rev. D* **88** (2013) 034009 [arXiv:1305.3308 [hep-ph]].
- [93] J. Alford and M. Strickland, “Charmonia and Bottomonia in a Magnetic Field,” *Phys. Rev. D* **88** (2013) 105017 [arXiv:1309.3003 [hep-ph]].
- [94] S. Cho, K. Hattori, S. H. Lee, K. Morita and S. Ozaki, “Charmonium Spectroscopy in Strong Magnetic Fields by QCD Sum Rules: (I) S-Wave Ground States,” *Phys. Rev. D* **91** (2015) 4, 045025 [arXiv:1411.7675 [hep-ph]].
- [95] C. Bonati, M. D’Elia and A. Rucci, “Heavy quarkonia in strong magnetic fields,” *Phys. Rev. D* **92** (2015) no.5, 054014 [arXiv:1506.07890 [hep-ph]].
- [96] A. V. Sadofyev and Y. Yin, “The charmonium dissociation in an anomalous wind,” *JHEP* **1601** (2016) 052 [arXiv:1510.06760 [hep-th]].
- [97] K. Fukushima, K. Hattori, H. U. Yee and Y. Yin, “Heavy Quark Diffusion in Strong Magnetic Fields at Weak Coupling and Implications for Elliptic Flow,” *Phys. Rev. D* **93** (2016) no.7, 074028 [arXiv:1512.03689 [hep-ph]].
- [98] K. Suzuki and T. Yoshida, “Cigar-shaped quarkonia under strong magnetic field,” *Phys. Rev. D* **93** (2016) no.5, 051502 [arXiv:1601.02178 [hep-ph]].
- [99] T. Yoshida and K. Suzuki, “Heavy meson spectroscopy under strong magnetic field,” *Phys. Rev. D* **94** (2016) 074043. [arXiv:1607.04935 [hep-ph]].
- [100] K. Hattori and X. G. Huang, “Novel quantum phenomena induced by strong magnetic fields in heavy-ion collisions,” arXiv:1609.00747 [nucl-th].
- [101] K. Suzuki and S. H. Lee, “Delayed quarkonium formation in a magnetic field,” arXiv:1610.09853 [hep-ph].
- [102] V. A. Miransky and I. A. Shovkovy, “Magnetic catalysis and anisotropic confinement in QCD,” *Phys. Rev. D* **66** (2002) 045006 [hep-ph/0205348].
- [103] S. Ozaki, T. Arai, K. Hattori and K. Itakura, “Euler-Heisenberg-Weiss action for QCD+QED,” *Phys. Rev. D* **92**, no. 1, 016002 (2015) [arXiv:1504.07532 [hep-ph]].
- [104] R. Rougemont, R. Critelli and J. Noronha, “Anisotropic heavy quark potential in strongly-coupled $\mathcal{N} = 4$ SYM in a magnetic field,” *Phys. Rev. D* **91** (2015) no.6, 066001 [arXiv:1409.0556 [hep-th]].
- [105] C. Ecker, D. Grumiller and S. A. Stricker, “Evolution of holographic entanglement entropy in an anisotropic system,” *JHEP* **1507** (2015) 146 [arXiv:1506.02658 [hep-th]].
- [106] D. Giataganas, “Probing strongly coupled anisotropic plasma,” *JHEP* **1207**, 031 (2012) [arXiv:1202.4436 [hep-th]].

- [107] K. B. Fadafan, D. Giataganas and H. Soltanpanahi, “The Imaginary Part of the Static Potential in Strongly Coupled Anisotropic Plasma,” *JHEP* **1311**, 107 (2013) [arXiv:1306.2929 [hep-th]].
- [108] C. A. Ballon-Bayona, H. Boschi-Filho, N. R. F. Braga and L. A. Pando Zayas, “On a Holographic Model for Confinement/Deconfinement,” *Phys. Rev. D* **77** (2008) 046002 [arXiv:0705.1529 [hep-th]].
- [109] T. Nishioka and T. Takayanagi, “AdS Bubbles, Entropy and Closed String Tachyons,” *JHEP* **0701** (2007) 090 [hep-th/0611035].
- [110] D. E. Kharzeev, “Deconfinement as an entropic self-destruction: a solution for the quarkonium suppression puzzle?,” *Phys. Rev. D* **90** (2014) no.7, 074007 [arXiv:1409.2496 [hep-ph]].
- [111] K. Hashimoto and D. E. Kharzeev, “Entropic destruction of heavy quarkonium in non-Abelian plasma from holography,” *Phys. Rev. D* **90** (2014) no.12, 125012 [arXiv:1411.0618 [hep-th]].