

Nanoscale force sensor and actuator with carbon-nanotube network

Zhiping Zhang¹, Li Huang¹, Haifei Wang^{1,2}, Tracy Bay², Robinson L. Smith²

¹Changzhou University, Changzhou, China, ²Rio Salado College, Tempe, AZ, USA

Proceedings of ICAMP 2016
International Conference on Advanced Materials and Processing
June 2-5, 2016, Changzhou, China

ICAMP-2016/P31

ABSTRACT

Actuators at the nanoscale are assuming great important in today's shrinking electronics industry where a system-on-chip approach is used to integrate multi-functional systems and devices. Integration of sensors, actuators, information processing and storage have become extremely important, more so at the sub-micrometer scale. Here we utilized vertically aligned carbon nanotube forests bonded onto a piezoelectric substrate to provide sensing of nanoscale forces and actuation on the same platform. This is a demonstration of integration of two important functions using the functionality of nanomaterials. This has immediate utility in many areas including outer space exploration, portable consumer electronics, embedded systems, etc.

Keywords: Carbon nanotubes, Frequency Modulation (FM), Pressure Sensing, Local actuation, Low Pressure, Capacitive Transduction, Sensing Membrane, Surface Micro Machining,

1. INTRODUCTION

Structures with multi-functional capabilities including actuation, sensing, diagnostics, self-mitigation, etc. are highly sought after for critical applications in a variety of areas including structural safety, space exploration, embedded electronics, etc. Sensing and actuation are two very important functions which need to be addressed in such systems. Here we demonstrate pressure sensing and force actuation in a nanoscale system by utilizing carbon nanotubes, one of the most popular nanoscale systems.

Piezo electric pressure sensor, mechanical deflection of a spring system, capillary barometers, determining membrane deflection using optical methods, bourdon tubes or bellows, piezo resistive pressure sensor, capacitive pressure sensor are some of the popular methods of sensing pressure.

Attenuation of output signal, since amplitude of output is of prime importance, is a major disadvantage especially in sensing low pressures. There is a need for more stages of voltage amplifiers, noise filtering mechanisms, buffers for impedance matching, etc in the methods described above. Noise introduced in the circuit affects the output shape of signal (waveform). Distortions introduced internally in the circuit and due to temperature variations affect accuracy of results. These issues lead to more stages of noise filtering mechanisms. More stages lead to more parasitic components, complicating the exact analysis of the circuit. Transmitting mechanism would be separately needed when output has to be sent to a receiver as a modulated signal. Dynamic pressure cannot be applied above a certain frequency because of limitations in the sensing membrane. Also to be noted are the serious sensitivity issues in design when designed for low pressures leading to sophistication and high cost. Generally found in the above mechanisms are highly pronounced shortcomings in frequency management, crosstalk through noise, crosstalk, signal dropout, complete transmission interruption affect the transmission of output.

It is also of particular interest to have a reliable system of transduction in order to actuate the surface of a desired system with accurately known stresses and displacements. This is useful in calibrating the surface stress measurement system and in also determining the limits of the stresses that the given material can withstand. When the surface stress measurement system is to be negligibly small and also negligibly heavy compared to the system of which it senses the surface stresses, there is a need to find materials that suit this requirements, unlike using integrated sensing membranes and other related sensing structures.

2. DESIGN OF THE STRUCTURE

A membrane area of $2.6 \mu\text{m} \times 2.6 \mu\text{m}$ was chosen. This is a tradeoff. This was carefully chosen to keep the cavity capacitance higher than any parasitic capacitances (few pF), to keep the membrane as small as possible (to take advantage of miniaturization and to see that maximum pressure felt by it does not exceed burst pressure) and also to take care of the resonant frequency of the membrane, which is to be about 3 to

4 times the input frequency. Also note that a square membrane was chosen over a rectangular design. A rectangular membrane, of maybe a high aspect ratio, would have produced a better deflection for the same pressure applied, as in [1], but the change in the capacitance of the device would still remain the same. Hence for ease in design and analysis, a square membrane was chosen.

The gap between the capacitor plates was taken to be 0.5 to 1 μm . (air gap). The membrane thickness was chosen to be 0.5 to 1 μm . (made of poly silicon). Upon this, a piezoelectric layer was deposited followed by growth of carbon nanotubes, as described in our earlier investigations.

The advantage of using a material like a piezo electric material is that the output is obtained without biasing the system with any activating energy of signal. Stress is a measure of the average amount of force exerted per unit area of the surface on which internal forces act within a deformable body. It is a measure of the intensity, or internal distribution of the total internal forces acting within a deformable body across imaginary surfaces. These internal forces are produced between the particles in the body as a reaction to external forces applied on the body. External forces are either surface forces or body forces. In general, however, the stress is not uniformly distributed over a cross section of a material body, and consequently the stress at a point on a given area is different than the average stress over the entire area. Therefore, it is necessary to define the stress not at a given area but at a specific point in the body.

Piezoelectricity is the ability of some materials (notably crystals and certain ceramics, including bone) to generate an electric potential in response to applied mechanical stress. This may take the form of a separation of electric charge across the crystal lattice. If the material is not short-circuited, the applied charge induces a voltage across the material. The piezoelectric effect is reversible in that materials exhibiting the direct piezoelectric effect (the production of electricity when stress is applied) also exhibit the reverse piezoelectric effect (the production of stress and/or strain when an electric field is applied). For example, lead zirconate titanate crystals will exhibit a maximum shape change of about 0.1% of the original dimension.

3. TESTING AND RESULTS

With this technique, frequency changes can be made appreciable and sensed easily even for low pressures unlike small changes in output voltage or current. Low electrical self-noise and noise cancellation are possible by using an array of micro devices in a small region and micro sized devices will have lower noise induction. Micro size with silicon fabrication allows easy integration with microelectronics. Micro size also allows for applications like surveillance, multiple transducers in a small area, in ear translators and also makes good mechanical filters. With a good design of the membrane, high sensitivity of desired magnitude can be achieved. Good fidelity of the signal is achieved in relative ease compared to other technologies. Low impedance, low power consumption and hence temperature independence can be achieved to an appreciable extent. The carbon nanotube forest can be designed for wide frequency response. And in this case the input frequency can be considerably high.

Incorporating frequency changes for sensing pressure (which is not an industrial norm, unlike the piezoresistive and capacitive sensing, which are quite the norm) is stressed in this paper. A variable capacitor is used to sense input pressure. And when this is incorporated in the tuning circuit of an oscillator, it gives rise to changes in output frequency. (frequency being the output has significant advantages over other methods of measurements). Proposing the use of a micro device for the tunable capacitor, foreseeing the various advantages involved in this technology and also the advantages over the existing MEMS technologies for sensing mechanisms are discussed here.

The device was next tested with an available tunable capacitor (0.28 μF). This capacitance was separately measured to vary from 0.28 to 0.35 μF , and by slight blowing to impinge the applied pressure on the membrane. The applied pressure was acoustic, by blowing air slightly. This pressure was calculated using an electronic balance and by blowing on the same area on it and then reading the change in weight measured (this area was created by blowing into a hole made in a bulk of sponge placed on the balance). This was found to be approximately 50 Pa for a mild breath ($L=10 \mu\text{H}$, $C=$ the variable capacitor= $0.28\mu\text{F}$). The circuit is a standard “Hartley’s oscillator”, using a bipolar junction transistor (BJT) circuit which needs no explanation.

These capacitors were similar to those tunable capacitors which cannot be used to generate oscillations in a tank circuit. So these had to be carefully coupled with ceramic capacitors of lower values in parallel with them. (Like 0.28 μF with 0.001 μF). Since this is just an LC circuit, with a BJT, there was a limit on the maximum frequency achieved (about 1.11 MHz). The use of BJT also induces distortions in the wave shape in the output when operated at around 400 kHz. This explains the slightly distorted waveform in the oscilloscope output. Since the mechanism of these prefabricated capacitors is designed for measuring amplified changes in output voltage, the sensitivity of the capacitor to input pressure was lower than desired. The high magnitude of capacitances (μF) also restricts the frequency range.

This approach tackles almost all the above issues discussed above by the virtue of usage of frequency modulation and miniaturization. There is to a great extent, retention of fidelity of the modulating wave even after the modulated wave attenuates. This also avoids the need for many amplifier stages. Noise will not affect frequency sensing to any significant magnitude. Distortions induced in the wave shape will not affect the frequency readout (as this is FM). This also avoids the use of many amplifier stages since output is only frequency readout. Since output is FM, transmission, if necessary, can be done simply by using a power amplifier and an antenna after this single stage circuit.

We remark the high signal intensity observed upon pressure actuation. The signal to noise ratio (SNR) was about 2000, which is one order of magnitude better than previous results using similar techniques. We found that as the pressure increased, the non-linear output from the piezoelectric surface in contact with the carbon nanotubes provided a negative voltage response. This we consider to have originated from the reverse piezo effect. We found that bonding the CNTs to the piezo substrate at a temperature of 1000 K was the most suitable condition for the best transfer of the CNT layer. Also, among the different modes represented in Figure 5, we find that the A0 signal is usually higher than the S0 signal.

4. CONCLUSIONS

The device described here is suitable for sensing low pressures, for example, the pressure developed in the brain after head injury. (about a 100 Pa) (the devices used to measure this low pressure cost quite a lot, whereas this device costs very less). The slight variations in pressure in the atmosphere that have to be

sensed accurately by the meteorology labs need such sensitive devices. There is a need for constant pressure monitoring of fluid pressure in fuel manufacturing plants to see that there is no danger due to leakage of fuels. This employs sensitive pressure sensors. This device discussed will be ideal for constant monitoring of fluid pressure also. Aeronautics is another domain which uses sensors and controllers extensively. This low pressure sensor will be very useful to sense slight variations in atmospheric pressure outside the aero plane to detect the occurrence of turbulence if any. (i.e.: this can replace the existing ones because this is more sensitive and also cost effective). The micro size also allows for applications like surveillance, in-ear translators, etc.

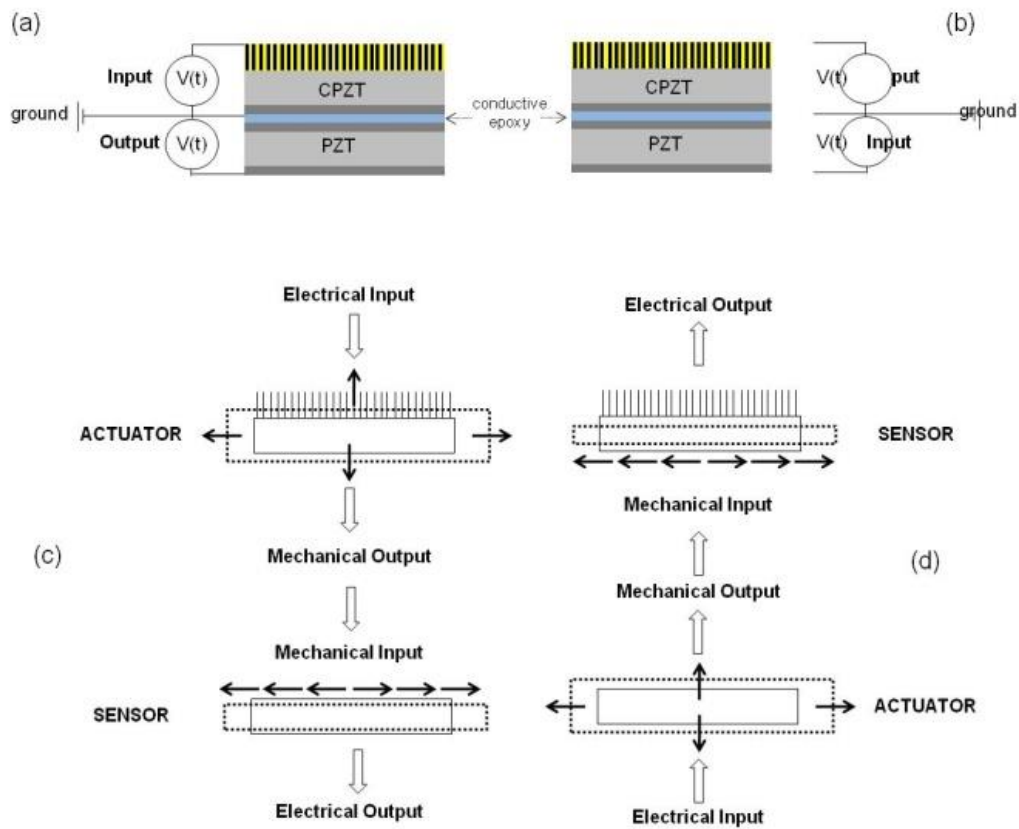


Figure 1: (a), (b) Schematic of the piezoelectric-carbon nanotube stack used for sensing and actuation. (c), (d) Schematic illustration of the physical origins of the working.




Figure 2: (a) SEM of the piezoelectric surface, (b) SEM of the metal surface, (c) top view of the interface with the piezoelectric (d) Image of the nanocomposite bond on the metal surface (e) magnified piezoelectric crystals peeled from the piezoelectric substrate.

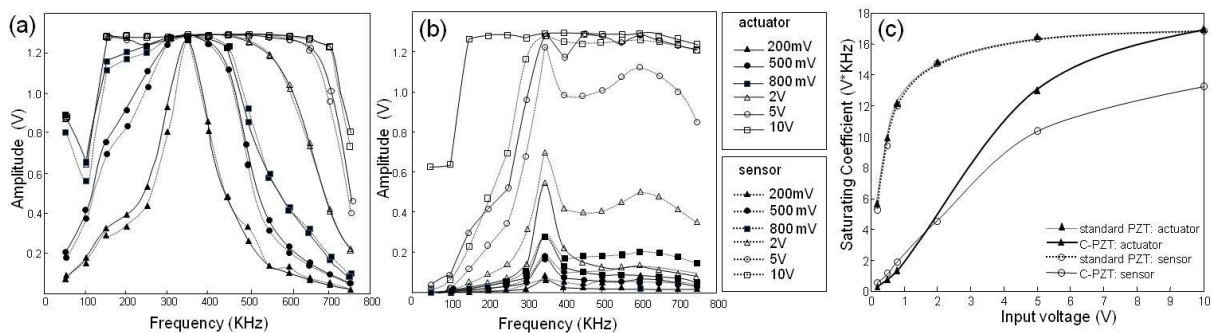


Figure 3: Stack piezoelectric test results. (a) Standard piezoelectric; (b) piezoelectric with CNTs electrode; (c) Saturating coefficient and voltage for the actuating and sensing case of a piezoelectric with and without CNTs.

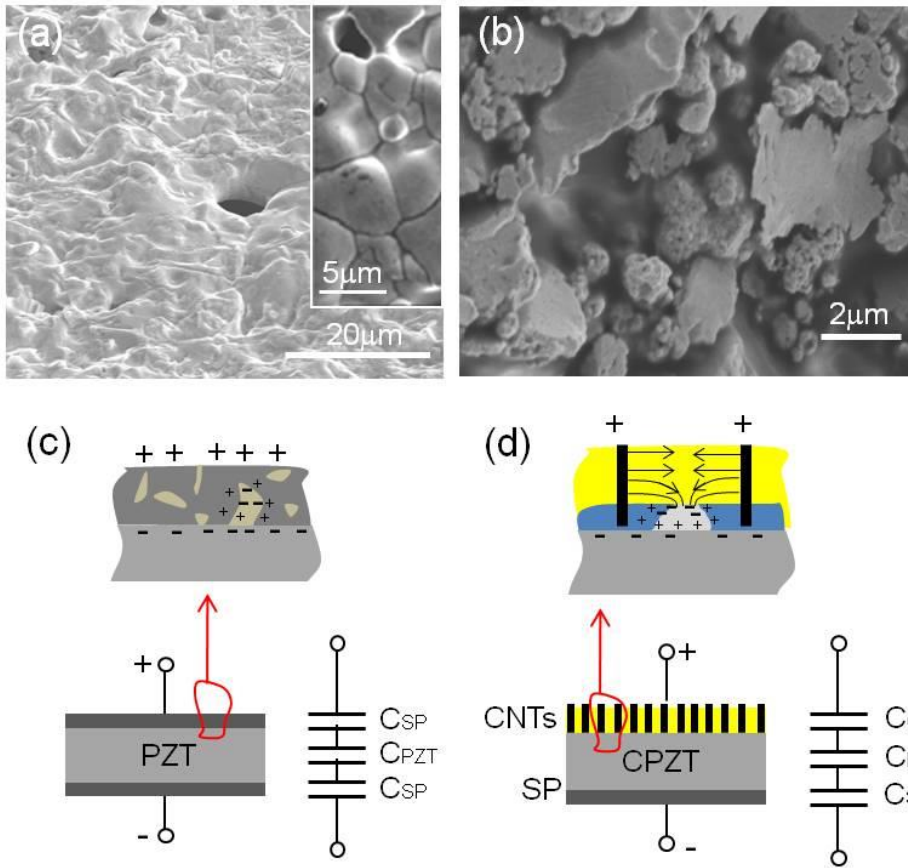


Figure 4: (a) SEM of the piezoelectric surface with no carbon nanotubes and (b) SEM of the carbon nanotube surface with piezoelectrics. (c) Description of the parasitic capacitances in the structure and (d) capacitances within the CNT layer.

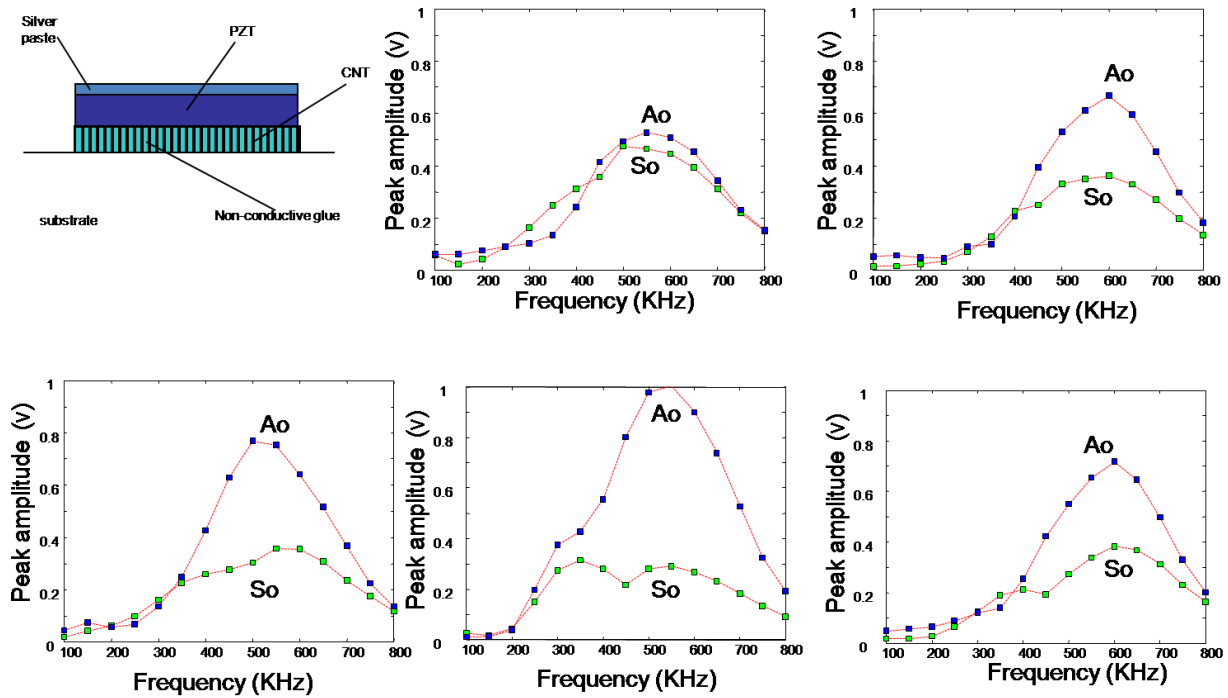


Figure 5: Output signals for different modes (A0 and S0) from the piezoelectric materials with and without CNTs.

References

1. Conner, L. W., and A. P. Malozemoff, 1991, "Calculations of the dimensional dependence of the critical state in diskshaped superconductors," *Phys. Rev. B* **43**, 402
2. Conner, L. W., A. P. Malozemoff, and I. A. Campbell, 1991, "Self-fields and critical-current-density anisotropy of high-temperature superconductors," *Phys. Rev. B* **44**, 403
3. Cronemeyer, D. C., T. R. McGuire, A. P. Malozemoff, F. Holtzberg, R. J. Gambino, L. W. Conner, and M. W. McElfresh, 1990, "On the anisotropy of critical current density in YBaCuO crystals," in *Proceedings of the ICTPS '90 International Conference on Transport Properties of Superconductors*, April 29-May 4, 1990, Rio de Janeiro, Brazil, edited by R. Nicolsky (World Scientific, Singapore) p. 11
4. Däumling, M., and D. C. Larbalestier, 1989, "Critical state in disk-shaped superconductors," *Phys. Rev. B* **40**, 9350
5. Földeàki, M., M. E. McHenry, and R. C. O'Handley, 1989, "Flux Creep in Y(Gd)Ba₂Cu₃O_{7-δ}: Magnetic field dependence," *Phys. Rev. B* **39**, 11475
6. Forkl, A., H. -U. Habermeier, R. Knorpp, H. Theuss, and H. Kronmüller, 1993, "Direct observation of thermally activated flux motion in high-Tc superconductors," *Physica C* **211**, 121
7. Frankel, D. J., 1979, "Critical-state model for the determination of critical currents in disk-shaped superconductors," *J. Appl. Phys.* **50**, 5402
8. Anderson, P. W., and Y. B. Kim, 1964, "Hard Superconductivity: Theory of the motion of Abrikosov flux lines," *Rev. Mod. Phys.* **36**, 39
9. Aupke, K., T. Teruzzi, P. Visani, A. Amann, A. C. Mota, and V. N. Zavaritsky, 1993, "Quantum creep in a Bi₂Sr₂CaCu₂O_x single crystal," *Physica C* **209**, 255
10. Baczewski, L. T., K. Piotrowski, R. Szymczak, H. Szymczak, and A. P. Malozemoff, 1991, "Critical current and the spatial distribution of magnetic flux in superconducting thin films," *Physica C* **175**, 363
11. Bak, P., C. Tang, and K. Wiesenfeld, 1987, "Self-organized criticality: an explanation of 1/f noise," *Phys. Rev. Lett.* **59**, 381
12. Balanda, M., A. Bajorek, A. Szytula, and Z. Tomkowicz, 1993, "Flux Creep in Pr-substituted systems. A comparative study of Eu_{1-x}Pr_xBa₂Cu₃O_{7-δ} and Y_{1-x}Pr_xBa₂Cu₄O₈," *Physica C* **205**, 280
13. Balatskii, A. V., L. I. Burlachkov, and L. P. Gor'kov, 1986, "Magnetic properties of anisotropic type-II superconductors," *Sov. Phys. JETP* **63**, 866
14. Bardeen, J., and M. J. Stephen, 1965, "Theory of the motion of vortices in superconductors," *Phys. Rev.* **140**, A1197
15. Bean, C. P., 1962, "Magnetization of hard superconductors," *Phys. Rev. Lett.* **8**, 250
16. Bean, C. P., 1964, "Magnetization of high-field superconductors," *Rev. Mod. Phys.* **36**, 31
17. Bean, C. P., and J. D. Livingston, 1964, "Surface barrier in type-II superconductors," *Phys. Rev. Lett.* **12**, 14
18. Beasley, M. R., R. Labusch, and W. W. Webb, 1969, "Flux creep in type-II superconductors," *Phys. Rev.* **181**, 682
19. Bednorz, J. G., K. A. Müller, 1986, "Possible high-Tc superconductivity in the Ba-La-Cu-O system," *Z. Phys. B* **64**, 189

20. Bending, S. J., K. von Klitzing, and K. Ploog, 1990, "Two-dimensional electron gas as a flux detector for a type-II superconducting film," *Phys. Rev. B* **42**, 9859
21. Griessen, R., 1991b, "Thermally activated flux motion near the absolute zero," *Physica C* **172**, 441
22. Griessen, R., A. Hoekstra, and R. J. Wijngaarden, 1994, Comment on "Self-heating versus quantum creep in bulk superconductors," *Phys. Rev. Lett.* **72**, 790
23. Griessen, R., J. G. Lensink, T. A. M. Schröder, and B. Dam, 1990, "Flux creep and critical currents in epitaxial high-Tc films," *Cryogenics* **30**, 563
24. Griessen, R., Hai-hu Wen, A. J. J. van Dalen, B. Dam, J. Rector, H. G. Schnack, S. Libbrecht, E. Osquiguil, and Y. Bruynseraede, 1994, "Evidence for meanfree path fluctuations induced pinning in YBa₂Cu₃O₇ and YBa₂Cu₃O₈ films," *Phys. Rev. Lett.* **72**, 1910
25. Grover, A. K., R. Kumar, S. K. Malik, C. Chaddah, 1991, "An exposition of inhomogeneous magnetic states in type-I and type-II superconductors by SQUID magnetometry," *Solid State Commun.* **77**, 723
26. Beyers, R., and T. M. Shaw, 1989, "The structure of Y₁Ba₂Cu₃O_{7-d} and its derivatives," *Solid State Phys.* **42**, 135
27. Biggs, B. D., M. N. Kunchur, J. J. Lin, S. J. Poon, T. R. Askew, R. B. Flippen, M. A. Subramanian, J. Gopalakrishnan, A. W. Sleight, 1989, "Flux creep and critical-current anisotropy in Bi₂Sr₂CaCu₂O_{8+δ}," *Phys. Rev. B* **39**, 7309
28. Civale, L., A. D. Marwick, M. W. McElfresh, T. K. Worthington, A. P. Malozemoff, F. H. Holtzberg, J. R. Thompson, and M. A. Kirk, 1990, "Defect independence of the irreversibility line in proton-irradiated Y-Ba-Cu-O crystals," *Phys. Rev. Lett.* **65**, 1164
29. Civale, L., T. K. Worthington, L. Krusin-Elbaum, A. D. Marwick, F. Holtzberg, J. R. Thompson, M. A. Kirk, and R. Wheeler, 1992, "Irradiation-enhanced pinning in YBa₂Cu₃O_{7-x} crystals," *JOM* **44**, 60
30. Kumar, S., 2015, "Fundamental limits to Morre's law", arXiv:1511.05956, <http://arxiv.org/abs/1511.05956>
31. Clem, J. R., 1974, "A model for flux pinning in superconductors," in *Low Temperature Physics—LT13: [proceedings]*, edited by K. D. Timmerhaus, W. J. O'Sullivan, and E. F. Hammel (Plenum, New York), Vol. **3**, p. 102
32. Clem, J. R., 1981, "Flux-flow noise in superconductors," *Phys. Rep.* **75**, 1
33. Clem, J. R., 1991, "Two-dimensional vortices in a stack of thin superconducting films: A model for high-temperature superconducting multilayers," *Phys. Rev. B* **43**, 7837
34. Conner, L. W., and A. P. Malozemoff, 1991, "Calculations of the dimensional dependence of the critical state in diskshaped superconductors," *Phys. Rev. B* **43**, 402
35. Conner, L. W., A. P. Malozemoff, and I. A. Campbell, 1991, "Self-fields and critical-current-density anisotropy of high-temperature superconductors," *Phys. Rev. B* **44**, 403
36. Cronmeyer, D. C., T. R. McGuire, A. P. Malozemoff, F. Holtzberg, R. J. Gambino, L. W. Conner, and M. W. McElfresh, 1990, "On the anisotropy of critical current density in YBaCuO crystals," in *Proceedings of the ICTPS '90 International Conference on Transport Properties of Superconductors*, April 29-May 4, 1990, Rio de Janeiro, Brazil, edited by R. Nicolisky (World Scientific, Singapore) p. 11
37. Däumling, M., and D. C. Larbalestier, 1989, "Critical state in disk-shaped superconductors," *Phys. Rev. B* **40**, 9350
38. Földeäki, M., M. E. McHenry, and R. C. O'Handley, 1989, "Flux Creep in Y(Gd)Ba₂Cu₃O_{7-δ}: Magnetic field dependence," *Phys. Rev. B* **39**, 11475
39. Forkl, A., H. -U. Habermeier, R. Knorpp, H. Theuss, and H. Kronmüller, 1993, "Direct observation of thermally activated flux motion in high-Tc superconductors," *Physica C* **211**, 121
40. Kumar, S., Esfandyarpour, R., Davis, R., Nishi, Y., 2014, "Charge sensing by altering the phase transition in VO₂," APS March Meeting Abstracts 1, 1135.
41. Kumar, S., Esfandyarpour, R., Davis, R., Nishi, Y., 2014, "Surface charge sensing by altering the phase transition in VO₂," *Journal of Applied Physics* **116**, 074511. <http://scitation.aip.org/content/aip/journal/jap/116/7/10.1063/1.4893577>
42. Frankel, D. J., 1979, "Critical-state model for the determination of critical currents in disk-shaped superconductors," *J. Appl. Phys.* **50**, 5402
43. Friedel, J., P. G. de Gennes, and J. Matricon, 1963, "Nature of the driving force in flux creep phenomena," *Appl. Phys. Lett.* **2**, 119
44. Fruchter, L., C. Aguilon, I. A. Campbell, and B. Keszei, 1990, "Torque creep in high-Tc superconductors," *Phys. Rev. B* **42**, 2627
45. Fruchter, L., I. A. Campbell, and M. Konczykowski, 1994, Comment on "Self-heating versus quantum creep in bulk superconductors," *Phys. Rev. Lett.* **72**, 791
46. Fruchter, L., A. Hamzic, R. Hergt, and I. A. Campbell, 1991, "Low-temperature magnetic relaxation in Bi₂Sr₂CaCu₂O₈," *Physica B* **171**, 344
47. Fruchter, L., A. P. Malozemoff, I. A. Campbell, J. Sanchez, M. Konczykowski, R. Griessen, and F. Holtzberg, 1991, "Low-temperature magnetic relaxation in YBa₂Cu₃O_{7-δ}: evidence for quantum tunneling of vortices," *Phys. Rev. B* **43**, 8709
48. Fruchter, L., and M. Oussena, 1988, "Anisotropic flux pinning in YBa₂Cu₃O_{7-δ} single crystals," *Supercond. Sci. Technol.* **1**, 75
49. Suhas, K., 2010, "Materials and processes in 3D structuration of low temperature cofired ceramics for meso-scale devices," *Industrial Ceramics*, **30(1)**.
50. Gammel, P. L., L. F. Schneemeyer, J. V. Waszczak, and O. J. Bishop, 1988, "Evidence from mechanical measurements of flux lattice melting in single crystal YBa₂Cu₃O₇ and Bi_{2.2}Sr₂Ca_{0.8}Cu₂O₈," *Phys. Rev. Lett.* **61**, 1966
51. Gao, L., Y. Y. Xue, P. H. Hor, and C. W. Chu, 1991, "The giant short-time decay of persistent currents in Y₁Ba₂Cu₃O_{7-δ} at 77 K," *Physica C* **177**, 438
52. Gerber, A., and J. J. M. Franse, 1993, "Self-heating versus quantum creep in bulk superconductors," *Phys. Rev. Lett.* **71**, 1895
53. Aslani, M., Garner, C. M., Kumar, S., Nordlund, D., Pianetta, P., Nishi, Y., 2015, "Characterization of electronic structure of periodically strained graphene," *Appl. Phys. Lett.* **107 (18)**, 183507.

54. Schnack, H. G., R. Griessen, J. G. Lensink, and Hai-Hu Wen, 1993, "Generalized inversion scheme for the determination of activation energies from flux-creep experiments in high-Tc superconductors," *Phys. Rev. B* **48**, 13178
55. Schöningerberger, A., V. Geshkenbein, and G. Blatter, 1995, "Vortex entanglement and broken symmetry," *Phys. Rev. Lett.* **75**, 1380
56. Schuster, T., M. R. Koblischka, N. Moser, and H. Kronmüller, 1991, "Observation of nucleation and annihilation of fluxlines with opposite sign in high-Tc superconductors," *Physica C* **179**, 269
57. Schuster, T., H. Kuhn, E.-H. Brandt, 1995, "Observation of neutral lines during flux creep in thin high-Tc superconductors," *Phys. Rev. B* **51**, 697
58. Schuster, T., H. Kuhn, M. Indenbom, M. Leghissa, M. Kraus, and M. Konczykowski, 1995, "Critical-mass anisotropy due to inclined and crossed linear defects," *Phys. Rev. B* **51**, 16358
59. Seaman, C. L., E. A. Early, M. B. Maple, W. J. Nellis, J. B. Holt, M. Kamegai, and G. S. Smith, 1989, in *Shock Compression of Condensed Matter*, edited by S. C. Schmidt, J. N. Johnson, and L. W. Davison (North-Holland, Amsterdam), p. 571
60. Kumar, S., 2014, "Mechanisms of Resistance Switching in Various Transition Metal Oxides," Stanford University.
61. Gerber, A., and J. J. M. Franse, 1994, reply to a comment on "Self-heating versus quantum creep in bulk superconductors," *Phys. Rev. Lett.* **72**, 791
62. Gerhauser, W., G. Ries, H. W. Neumüller, W. Schmidt, O. Eibl, G. Saemann-Ischenko, and S. Klaumünzer, 1992, "Flux line pinning in Bi₂Sr₂CaCu₂O_x crystals: Interplay of intrinsic 2D behavior and irradiation-induced columnar defects," *Phys. Rev. Lett.* **68**, 879
63. Geshkenbein, V. B., and A. I. Larkin, 1989, "Time dependence of the magnetic moment of high-temperature superconductors," *Sov. Phys. JETP* **68**, 639
64. Geshkenbein, V., A. Larkin, M. Feigel'man, and V. Vinokur, 1989, "Flux pinning and creep in high-Tc superconductors," *Physica C* **162-164**, 239
65. Gilchrist, J. le G., 1990, "Penetration of time-varying fields into high-temperature superconductors," *Supercond. Sci. Technol.* **3**, 93
66. Giovannella, C., G. Collin, P. Rouault, and I. A. Campbell, 1987, "Vortex creep in the superconducting oxide La_{2-x}Sr_xCuO₄," *Europhys. Lett.* **4**, 109
67. Gordeev, S. N., W. Jahn, A. A. Zhukov, H. Küpfer, and T. Wolf, 1994, "Comparative study of the peak effect in YBa₂Cu₃O_{7-δ} single crystals by transport and magnetic measurements," *Phys. Rev. B* **49**, 15 420
68. Graybeal, J. M., and M. R. Beasley, 1986, "Observation of a new universal behavior of two-dimensional superconductors in a magnetic field," *Phys. Rev. Lett.* **56**, 173
69. Griessen, R., 1990, "Resistive behavior of high-Tc superconductors: Influence of a distribution of activation energies," *Phys. Rev. Lett.* **64**, 1674
70. Gerke, A., Kumar S., Provine, J., Saraswat K., "Characterization of metal-nitride films deposited by the Savannah ALD system," Stanford University.
71. Griessen, R., 1991a, "Relaxation effects, I-V curves and irreversibility lines in high-Tc superconductors," *Physica C* **175**, 315
72. Griessen, R., 1991b, "Thermally activated flux motion near the absolute zero," *Physica C* **172**, 441
73. Griessen, R., A. Hoekstra, and R. J. Wijngaarden, 1994, Comment on "Self-heating versus quantum creep in bulk superconductors," *Phys. Rev. Lett.* **72**, 790
74. Griessen, R., J. G. Lensink, T. A. M. Schröder, and B. Dam, 1990, "Flux creep and critical currents in epitaxial high-Tc films," *Cryogenics* **30**, 563
75. Griessen, R., Hai-hu Wen, A. J. J. van Dalen, B. Dam, J. Rector, H. G. Schnack, S. Libbrecht, E. Osquiguil, and Y. Bruynseraede, 1994, "Evidence for meanfree path fluctuations induced pinning in YBa₂Cu₃O₇ and YBa₂Cu₃O₈ films," *Phys. Rev. Lett.* **72**, 1910
76. Grover, A. K., R. Kumar, S. K. Malik, C. Chaddah, 1991, "An exposition of inhomogeneous magnetic states in type-I and type-II superconductors by SQUID magnetometry," *Solid State Commun.* **77**, 723
77. Kumar, S., 2012, "Types of atomic/nuclear batteries," Stanford University, <http://large.stanford.edu/courses/2012/ph241/kumar1/>
78. Kumar, S., 2015, "Atomic Batteries: Energy from radioactivity," arXiv:1511.07427, <http://arxiv.org/abs/1511.07427>
79. Yeshurun, Y., A. P. Malozemoff, Y. Wolfus, E. R. Yacoby, I. Felner, and C. C. Tsuei, 1989, "Flux creep and related phenomena in high-temperature superconductors," *Physica C* **162-164**, 1148
80. Yeshurun, Y., A. P., Malozemoff, T. K. Worthington, R. M. Yandrofski, L. Krusin-Elbaum, F. H. Holtzberg, T. R. Dinger, and G. V. Chandrasekhar, 1989, "Magnetic properties of YBaCuO and BiSrCaCuO crystals: a comparative study of flux creep and irreversibility," *Cryogenics* **29**, 258
81. Yeshurun, Y., E. R. Yacoby, L. Klein, L. Burlachkov, R. Prozorov, N. Bontemps, H. Wühl, and V. Vinokur, 1994, "The anomalous peak in the magnetization curves of high-Tc superconductors: A static or a dynamic effect?," in *Proceedings of the 7th International Workshop on Critical Currents in Superconductors: Alpbach, Austria, 24-27 January 1994*, edited by H. W. Weber (World Scientific, Singapore), p. 237
82. Yoo, S. L., and R. W. McCallum, 1993, "Flux creep in Nd_{1+x}Ba_{2-x}Cu₃O_{7+δ}(x=0.0-0.1)," *Physica C* **210**, 157
83. Zavaritsky, V. N., and N. V. Zavaritsky, 1991, "Ti₂Ba₂CaCu₂O_y logarithmic magnetic relaxation sharp drop at Ti," *Physica C* **185-189**, 1887
84. Zeldov, E., N. M. Amer, G. Koren, A. Gupta, R. J. Gambino, and M. W. McElfresh, 1989, "Optical and electrical enhancement of flux creep in YBa₂Cu₃O_{7-δ} epitaxial films," *Phys. Rev. Lett.* **62**, 3093
85. Zeldov, E., N. M. Amer, G. Koren, A. Gupta, M. W. McElfresh, and R. J. Gambino, 1990, "Flux creep characteristics in high-temperature superconductors," *Appl. Phys. Lett.* **56**, 680

86. Zeldov, E., J. R. Clem, M. McElfresh, and M. Darwin, 1994, "Magnetization and transport currents in thin superconducting films," *Phys. Rev. B* **49**, 9802
87. Zeldov, E., D. Majer, M. Konczykoski, V. B. Geshkenbein, V. M. Vinokur, and H. Shtrikman, 1995, "Thermodynamic observation of first-order vortex-lattice melting transition in Bi₂Sr₂CaCu₂O₈," *Nature* **375**, 373
88. Zeldov, E., D. Majer, M. Konczykowski, A. I. Larkin, V. M. Vinokur, V. B. Geshkenbein, N. Chikumoto, and H. Shtrikman, 1994, "Phase diagram of Bi₂Sr₂CaCu₂O₈ in the mixed state," *Phys. Rev. Lett.* **73**, 1428
89. Zhukov, A. A., D. A. Komarkov, and J. Mirkovic, 1992, "Critical currents and relaxation in Bi-based ceramic superconductors," *Cryogenics* **32**, 1056
90. Kumar, S., 2012, "On the Thermoelectrically Pumped LED," Stanford University, <http://large.stanford.edu/courses/2012/ph250/kumar2/>
91. Kes, P. H., J. Aarts, J. van der Berg, C. J. van der Beek, and J. A. Mydosh, 1989, "Thermally assisted flux flow at small driving forces," *Supercond. Sci. Technol.* **1**, 242
92. Kes, P. H., J. Aarts, V. M. Vinokur, and C. J. van der Beek, 1990, "Dissipation in highly anisotropic superconductors," *Phys. Rev. Lett.* **64**, 1063
93. Khalfin, I. B., and B. Ya. Shapiro, 1993, "Relaxation of magnetic flux in a superconductor with a system of columnar defects," *Physica C* **207**, 359
94. Kim, G. C., and Y. G. Kim, 1996, "Field and temperature dependence of the effective activation energy in grain aligned HgBa₂Ca₂Cu₃O_y," *Physica C* **256**, 8
95. Kim, Y. B., C. F. Hempstead, and A. R. Strnad, 1962, "Critical persistent currents in hard superconductors," *Phys. Rev. Lett.* **9**, 306
96. S. Kumar, A. M. Vadiraj, 2016, "Smart packaging of electronics and integrated MEMS using LTCC", arXiv:1605.01789, <http://arxiv.org/abs/1605.01789>
97. Kim, Y. B., C. F. Hempstead, and A. R. Strnad, 1963a, "Flux creep in hard superconductors," *Phys. Rev.* **131**, 2486
98. Kim, Y. B., C. F. Hempstead, and A. R. Strnad, 1963b, "Resistive states of hard superconductors," *Rev. Mod. Phys.* **36**, 43
99. Kirchner, H., 1968, "High-resolution magneto-optical observation of magnetic structures in superconductors," *Phys. Lett.* **26A**, 651
100. Kishio, K., S. Komiya, N. Motohira, K. Kitazawa, and K. Yamafuji, 1991, "A novel method to avoid demagnetization effect in magnetization studies of Bi₂Sr₂CaCu₂O₈ single crystals with the field perpendicular to the CuO₂ plane," *Physica C* **185-189**, 2377
101. Koch, R. H., V. Foglietti, W. G. Gallagher, G. Koren, A. Gupta, and M. P. A. Fisher, 1989, "Experimental evidence for vortex-glass superconductivity in Y-Ba-Cu-O," *Phys. Lett.* **63**, 1511
102. Kogan, V. G., 1981, "London approach to anisotropic type-II superconductors," *Phys. Rev. B* **24**, 1572
103. Kumar, S., 2012, "Fundamental limits to Moore's law," Stanford University, <http://large.stanford.edu/courses/2012/ph250/kumar1/>
104. Kogan, V. G., L. J. Campbell, 1989, "Elastic properties of flux lattices in anisotropic high-T_c superconductors," *Phys. Rev. Lett.* **62**, 1552
105. Konczykowski, M., 1993, "Flux pinning and creep from columnar defects in high temperature superconductors," *Physica C* **209**, 247
106. Konczykowski, M., L. Burlachkov, Y. Yeshurun, and F. Holtzberg, 1991, "Evidence for surface barriers and their effect on irreversibility and lower-critical-field measurements in Y-Ba-Cu-O crystals," *Phys. Rev. B* **43**, 13 707
107. Konczykowski, M., N. Chikumoto, V. M. Vinokur, and M. V. Feigelman, 1995, "Experimental evidence for Bose-glass behavior in Bi₂Sr₂CaCu₈O₈ crystals with columnar defects," *Phys. Rev. B* **51**, 3957
108. Safar, H., P. L. Gammel, D. A. Huse, and D. J. Bishop, 1992, "Experimental evidence for a first-order vortex-lattice melting transition in untwinned, single crystal YBa₂Cu₃O₇," *Phys. Rev. Lett.* **69**, 824
109. Sandvold, E., and C. Rossel, 1992, "Evidence for collective flux pinning from magnetic relaxation combined with I-V characteristics in YBCO thin films," *Physica C* **190**, 309
110. Suhas, K., Sriparadaja, K., 2008, "Mechanical modeling issues in optimization of dynamic behavior of RF MEMS switches," *Int. J. Comp. Inform. Syst. Sci. Eng.*, 221-225.
111. Schilling, O. F., H. Fujisaki, K. Aihara, and S. P. Matsuda, 1992, "Relaxation of the remanent magnetization of the (Tl/Pb)(Ba/Sr)₂Ca₂Cu₃O₉ high-T_csuperconductor at high temperatures," *Physica C* **204**, 109
112. Schmidt, M. F., N. E. Israeloff, and A. M. Goldman, 1993, "Vortex-lattice melting in Nb," *Phys. Rev. Lett.* **70**, 2162
113. Schnack, H. G., R. Griessen, J. G. Lensink, C. J. van der Beek, and P. H. Kes, 1992, "Magnetization and relaxation curves of fast relaxing high-T_csuperconductors," *Physica C* **197**, 337
114. Schnack, H. G., R. Griessen, J. G. Lensink, and Hai-Hu Wen, 1993, "Generalized inversion scheme for the determination of activation energies from flux-creep experiments in high-T_c superconductors," *Phys. Rev. B* **48**, 13178
115. Schönenberger, A., V. Geshkenbein, and G. Blatter, 1995, "Vortex entanglement and broken symmetry," *Phys. Rev. Lett.* **75**, 1380
116. Schuster, T., M. R. Koblischka, N. Moser, and H. Kronmüller, 1991, "Observation of nucleation and annihilation of fluxlines with opposite sign in high-T_csuperconductors," *Physica C* **179**, 269
117. Suhas, K., "Modelling Studies and Fabrication Feasibility with LTCC for Non-Conventional RF MEMS Switches," 2007, IISC.
118. Schuster, T., H. Kuhn, E.-H. Brandt, 1995, "Observation of neutral lines during flux creep in thin high-T_c superconductors," *Phys. Rev. B* **51**, 697
119. Schuster, T., H. Kuhn, M. Indenbom, M. Leghissa, M. Kraus, and M. Konczykowski, 1995, "Critical-mass anisotropy due to inclined and crossed linear defects," *Phys. Rev. B* **51**, 16358
120. Baczewski, L. T., K. Piotrowski, R. Szymczak, H. Szymczak, and A. P. Malozemoff, 1991, "Critical current and the spatial distribution of magnetic flux in superconducting thin films," *Physica C* **175**, 363

121. Bak, P., C. Tang, and K. Wiesenfeld, 1987, "Self-organized criticality: an explanation of 1/f noise," *Phys. Rev. Lett.* **59**, 381
122. Balanda, M., A. Bajorek, A. Szytula, and Z. Tomkowicz, 1993, "Flux Creep in Pr-substituted systems. A comparative study of $\text{Eu}_{1-x}\text{Pr}_x\text{Ba}_2\text{Cu}_3\text{O}_{7-\delta}$ and $\text{Y}_{1-x}\text{Pr}_x\text{Ba}_2\text{Cu}_4\text{O}_8$," *Physica C* **205**, 280
123. Balatskii, A. V., L. I. Burlachkov, and L. P. Gor'kov, 1986, "Magnetic properties of anisotropic type-II superconductors," *Sov. Phys. JETP* **63**, 866
124. Bardeen, J., and M. J. Stephen, 1965, "Theory of the motion of vortices in superconductors," *Phys. Rev.* **140**, A1197
125. Bean, C. P., 1962, "Magnetization of hard superconductors," *Phys. Rev. Lett.* **8**, 250
126. Bean, C. P., 1964, "Magnetization of high-field superconductors," *Rev. Mod. Phys.* **36**, 31
127. Bean, C. P., and J. D. Livingston, 1964, "Surface barrier in type-II superconductors," *Phys. Rev. Lett.* **12**, 14
128. Beasley, M. R., R. Labusch, and W. W. Webb, 1969, "Flux creep in type-II superconductors," *Phys. Rev.* **181**, 682
129. Seaman, C. L., E. A. Early, M. B. Maple, W. J. Nellis, J. B. Holt, M. Kamegai, and G. S. Smith, 1989, in *Shock Compression of Condensed Matter*, edited by S. C. Schmidt, J. N. Johnson, and L. W. Davison (North-Holland, Amsterdam), p. 571
130. Katsnelson, M. I., and A. K. Geim, 2008, "Electron scattering on microscopic corrugations in graphene," *Phil. Trans. R. Soc. A* **366**, 195.
131. Kumar, S., 2011, "Energy from radioactivity," Stanford University, <http://large.stanford.edu/courses/2011/ph240/kumar2/>
132. Katsnelson, M. I., F. Guinea, and A. K. Geim, 2009, "Scattering of electrons in graphene by clusters of impurities," *Phys. Rev. B* **79**, 195426.
133. Katsnelson, M. I., K. S. Novoselov, and A. K. Geim, 2006, "Chiral tunneling and the Klein paradox in graphene," *Nature Phys.* **2**, 620.
134. Kawamura, T., and S. Das Sarma, 1992, "Phonon-scattering-limited electron mobilities in $\text{Al}_x\text{Ga}_{1-x}\text{As}/\text{GaAs}$ heterojunctions," *Phys. Rev. B* **45**, 3612.
135. Kawamura, T., and S. Das Sarma, 1996, "Spatial correlation effect of ionized impurities on relaxation and scattering times in high-mobility GaAs heterojunctions," *Solid State Commun.* **100**, 411.
136. Kechedzhi, K., O. Kashuba, and V. I. Fal'ko, 2008, "Quantum kinetic equation and universal conductance fluctuations in graphene," *Phys. Rev. B* **77**, 193403.
137. Landau, L. D., and E. M. Lifshitz, 1977, *Quantum mechanics*, Course in Theoretical Physics Vol. **3** (Pergamon, Oxford).
138. Jayamurugan, G, Vasu, K. S., Rajesh, Y. B. R. D., Kumar, S., Vasumathi, V., Maiti, P. K., Sood, A. K., Jayaraman, N., 2011, "Interaction of single-walled carbon nanotubes with poly (propyl ether imine) dendrimers," *J. Chem. Phys.* **134**, 104507.
139. Castro Neto, A. H., F. Guinea, N. M. R. Peres, K. S. Novoselov, and A. K. Geim, 2009, "The electronic properties of graphene," *Rev. Mod. Phys.* **81**, 109.
140. Kumar, S, 2012, "Learning from Solar Cells - Improving Nuclear Batteries," Stanford University, <http://large.stanford.edu/courses/2012/ph241/kumar2/>
141. Deshpande, Vikram S., Robert M. McMeeking, and Anthony G. Evans, 2007, "A model for the contractility of the cytoskeleton including the effects of Stress-Fibre formation and dissociation," *Proc. R. Soc. A* **463**, 787.
142. Diamant, H., and D. Andelman, 1996, "Kinetics of surfactant adsorption," *J. Phys. Chem.* **100**, 13 732.
143. Dill, Ken A., and Sarina Bromberg, 2010, *Molecular Driving Forces: Statistical Thermodynamics in Chemistry and Biology* (Garland Publishing, New York).
144. Discher, D. E., D. J. Mooney, and P. W. Zandstra, 2009, "Growth factors, matrices, and forces combine and control stem cells," *Science* **324**, 1673.