

Gains of Restricted Secondary Licensing in Millimeter Wave Cellular Systems

Abhishek K. Gupta, Ahmed Alkhateeb, Jeffrey G. Andrews, and
Robert W. Heath, Jr.

Abstract

Sharing the spectrum among multiple operators seems promising in millimeter wave (mmWave) systems. One explanation is the highly directional transmission in mmWave, which reduces the interference caused by one network on the other networks sharing the same resources. In this paper, we model a mmWave cellular system where an operator that primarily owns an exclusive-use license of a certain band can sell a restricted secondary license of the same band to another operator. This secondary network has a restriction on the maximum interference it can cause to the original network. Using stochastic geometry, we derive expressions for the coverage and rate of both networks, and establish the feasibility of secondary licensing in licensed mmWave bands. To explain economic trade-offs, we consider a revenue-pricing model for both operators in the presence of a central licensing authority. Our results show that the original operator and central network authority can benefit from secondary licensing when the maximum interference threshold is properly adjusted. This means that the original operator and central licensing authority have an incentive to permit a secondary network to restrictively share the spectrum. Our results also illustrate that the spectrum sharing gains increase with narrow beams and when the network densifies.

Index Terms—Millimeter wave cellular systems, spectrum sharing, secondary licensing.

I. INTRODUCTION

Communication over mmWave frequencies can leverage the large bandwidth available at these frequency bands. This makes mmWave a promising candidate for next-generation cel-

A. K. Gupta (g.kr.abhishek@utexas.edu), A. Alkhateeb (aalkhateeb@utexas.edu), J. G. Andrews (jandrews@ece.utexas.edu) and R. W. Heath Jr. (rheath@utexas.edu) are with WNCG Group, The University of Texas at Austin, Austin, TX 78712 USA.

This work is supported in part by the National Science Foundation under Grant 1514275.

A shorter version of this paper has been submitted to IEEE Globecom, April, 2016 [1].

lular systems [2]–[5]. Two key features of mmWave cellular communication are directional transmission with narrow beams and sensitivity to blockage [6], [7]. This results in a lower level of interference, opening up the feasibility of spectrum sharing between multiple operators in mmWave bands [8]. When an operator, though, already has an exclusive use of a spectral block, it will only share its spectrum if it results in a selfish benefit. In this paper, we establish the potential gains when a central licensing authority and a spectrum-owning operator sell a restricted-access license to a secondary operator.

A. Prior Work

At conventional cellular frequencies, operators own exclusive licenses that give them the absolute right of using a particular frequency band. One drawback of exclusive licensing is that some portions of the spectrum remain highly underutilized [9]. To overcome that, secondary network operation—also known as cognitive radio networks [10]–[14]—can be used [15], [16]. The key operational concept of secondary networks is to serve their users without exceeding a certain interference threshold at the primary network, that owns the spectrum. One main approach to guarantee that is continuous spectrum sensing [15], [16]. This, however, consumes a lot of power and time-frequency resources, which diminishes the practicality of spectrum-sensing based cognitive radio systems. As shown in [6], [7], mmWave systems experience relatively low interference due to directionality and sensitivity to blockage. This motivates sharing the mmWave spectrum among different operators without any coordination, i.e., without the licensee controlling the secondary operators [8]. It represents, therefore, the opposite extreme versus instantaneous spectrum-sensing based cognitive radios. An intermediate solution, between these two extremes, is to allow some static coordination based on large channel statistics instead of the continuous sensing. While spectrum sharing can be beneficial for mmWave systems even without any coordination [8], its gain over exclusive licensing can probably be magnified with some static coordination. Exploring the potential gains of such static coordination based spectrum sharing in mmWave cellular systems is the topic of this paper.

Using stochastic geometry tools, some research has been done on analyzing the performance of cognitive radio networks at conventional cellular frequencies [16]–[18]. In [17], a network of a primary transmitter-receiver pairs and secondary PPP users was considered, and the outage probability of the primary links were evaluated. In [16], a cognitive cellular network with multiple

primary and secondary base stations was modeled, and the gain in the outage probability due to cognition was quantified. In [18], a cognitive carrier sensing protocol was proposed for a network consisting of multiple primary and secondary users, and the spectrum access probabilities were characterized. The work in [16]–[18], though, did not consider mmWave systems and their differentiating features. In [8], stochastic geometry was employed to analyze spectrum-sharing in mmWave systems but with no coordination between the different operators. When some coordination exists between these operators, evaluating the network performance becomes more challenging and requires new analysis, which is one of the contributions in our work.

B. Contributions

In this paper, we consider a downlink mmWave cellular system with a primary and a secondary operator to evaluate the benefits of secondary licensing in mmWave systems. The main contributions of our work are summarized as follows.

- **A tractable model for secondary licensing in mmWave networks:** We propose a model for mmWave cellular systems where an operator owns an exclusive-use license to a certain band with a provision to give a restricted license to another operator for the same band. Note that there are different ideas in the spectrum market for how this restricted license works [19]. We call the operator that originally owns the spectrum the *primary operator*, and the operator with restricted license the *secondary operator*. In our model, this restricted secondary license requires the licensee to adjust the transmit power of its BSs such that the average interference at any user of the primary operator is less than a certain threshold. Due to this restriction, the transmit power of the secondary BSs depends on the primary users in its neighborhood, and hence, it is a random variable. This required developing new analytical tools to characterize the system performance, which is one of the paper's contributions over prior work.
- **Characterizing the performance of the restricted spectrum sharing networks:** Using stochastic geometry tools, we derive expressions for the coverage probability and area spectral efficiency of the primary and restricted secondary networks as functions of the interference threshold. Results show that restricted secondary licensing can achieve coverage and rate gains for the secondary networks with a negligible impact on the primary network performance. Compared to the case when the secondary operator is allowed to share the

spectrum without any coordination [8], our results show that restricted secondary licensing can increase the sum-rate of the sharing operators. This is in addition to the practical advantage of providing a way to differentiate the spectrum access of the different operators.

- **Optimal licensing and pricing:** We present a revenue-pricing model for both the primary and secondary operators in the presence of a central licensing entity such as the FCC. We show that with the appropriate adjustment of the interference threshold, both the original operator and the central entity can benefit from the secondary network license. Therefore, they have a clear incentive to allow restricted secondary licensing. Further, the results show that the secondary interference threshold needs to be carefully adjusted to maximize the utility gains for the primary operator and the central licensing authority. As the optimal interference thresholds that maximize the central authority can be different than that of the primary operator, the central authority may have an incentive to push the primary operator to share even if it experiences more degradation than otherwise allowable.

The rest of the paper is organized as follows. Section II explains the system and network model and presents the secondary licensing rules. In Section III, the expressions for SINR, rate coverage probability and aggregate median rate per unit area for each operator are derived. In Section IV, we explain the pricing and revenue model. Section V presents numerical results and derives main insights of the paper. We conclude in Section VI.

II. NETWORK AND SYSTEM MODEL

In this paper, we consider a mmWave cellular system where an operator owns an exclusive-use license to a frequency band of bandwidth W . There is a provision that this licensee can also give a restricted secondary license to another operator for the same band. To distinguish the two networks, we call the first operator the primary operator and the second operator as secondary operator.

The primary operator has a network of BSs and users. We model the locations of the primary BSs as a Poisson point process (PPP) $\Phi_P = \{\mathbf{x}_i\}$ with intensity λ_P and the location of users as another PPP Ψ_P with intensity μ_P . We denote the the distance of i th primary BS from the origin by $x_i = \|\mathbf{x}_i\|$. Each BS of the primary operator transmits with a power P_P . We assume that the secondary license allows the owning entity to use the licensed band with a restriction on the transmit power: each BS of the secondary operator adjusts its transmit power so that its

average interference on any primary user does not exceed a fixed threshold ξ . We model the BS locations of the secondary operator as a PPP $\Phi_S = \{\mathbf{y}_i\}$ with intensity λ_S and locations of its users as another PPP Ψ_S with intensity μ_S . Further, we let $y_i = \|\mathbf{y}_i\|$ denote the distance of the i th secondary BS from the origin. The transmit power of the i th secondary BS is denoted by P_{Si} . We assume that all the four PPPs are independent. The PPP assumption can be justified by the fact that nearly any BS distribution in 2D results in a small fixed SINR shift relative to the PPP [20], [21] and has been used in the past to model single and multi-operator mmWave systems [6]–[8], [22].

A. Channel and SINR Model

We consider the performance of the downlink of the primary and secondary networks separately. In each case, we consider a typical user to be located at the origin. We assume an independent blocking model where a link between a user and a BS located at distance r from this user can be either NLOS (denoted by N) with a probability $p_N(r)$ or a LOS (denoted by L) with a probability $p_L(r) = 1 - p_N(r)$ independent to other links. One particular example of this model is the exponential blocking model [7], where $p_L(r) = \exp(-\beta r)$. The pathloss from a BS to a user is given as $\ell_t(r) = C_t r^{-\alpha_t}$ where $t \in \{L, N\}$ denotes the type of the BS-user link, α_t is the pathloss exponent, and C_t is near-field gain for the t type links.

For the typical primary user UE_P , let s_x denote the type of the link between the BS at \mathbf{x} and this user, and let g_x represent the channel fading. Similarly, for the typical secondary user UE_S , let t_{x_i} and h_{x_i} denote the type of its link to the BS at \mathbf{x} and its channel fading. For analytical tractability, we assume all the channels have normalized Rayleigh fading, which means that all the fading variables are exponential random variables with mean 1.

We assume that each BS is equipped with a steerable directional antenna. The BS antennas at the primary BSs has the following radiation pattern [7], [23], [24]

$$G_P(\theta) = \begin{cases} G_{P1} & \text{if } |\theta| \leq \theta_{Pb}/2 \\ G_{P2} & \text{if } |\theta| > \theta_{Pb}/2 \end{cases}, \quad (1)$$

where $\theta \in [-\pi, \pi]$ is the angle between the beam and the user, G_{P1} is the main lobe gain, G_{P2} is the side lobe gain, and θ_{Pb} is half-power beamwidth. To satisfy the power conservation constraint, which requires the total transmitted power to be constant and not a function of the

beamwidth, we normalize the gains such that $G_{P1} \frac{\theta_{Pb}}{2\pi} + G_{P2} \frac{(2\pi - \theta_{Pb})}{2\pi} = 1$. Similarly, the radiation pattern of the antennas at a secondary BS is given by $G_S(\theta)$ with parameters G_{S1}, G_{S1} and θ_{Sb} .

TABLE I
SUMMARY OF NOTATION

Notation	Description
$\Phi_P, \lambda_P, \mathbf{x}_i$	For the primary operator: PPP modeling locations of BSs, BS density, location of i th BS.
Ψ_P, μ_P, UE_P	For the primary : PPP modeling locations of users, user density, the typical user at the origin.
$P_P, G_P(\cdot), N_P$	For the primary : transmit power of BSs, BS antenna pattern, and number of BS antennas.
W, ξ	Licensed bandwidth, maximum interference limit for secondary operator.
$\Phi_S, \lambda_S, \mathbf{y}_i$	For the secondary operator: PPP modeling locations of BSs, BS density, location of i th BS.
Ψ_S, μ_S, UE_S	For the secondary: PPP modeling locations of users, user density, the typical user at the origin.
$P_{Si}, \bar{P}_{Si}, G_P(\cdot), N_S$	For the secondary: transmit power of the i th BS, Normalized transmit power of the the i th BS defined as P_{Si}/ξ , BS antenna pattern, and number of BS antennas.
L, N	Possible values of link type: L denotes LOS, N denotes NLOS.
s_x, g_x	For the link between UE_P and BS at \mathbf{x} : $s_x \in \{L, N\}$ denotes the link type and g_x is the fading.
t_x, h_x	For the link between UE_S and BS at \mathbf{x} : $t_x \in \{L, N\}$ denotes the link type and h_x is the fading.
\mathcal{H}_i, T_i, F_i	\mathcal{H}_i is the closet (radio distance wise) primary user for the i th secondary BS, T_i is the type of the link between this BS and \mathcal{H}_i , F_i is the fading.
C_t and α_t	Path-loss model parameters: path-loss gain and path-loss exponent of any link of type $t \in \{L, N\}$.
$p_L(r), p_N(r)$	The probability of being LOS or NLOS for a link of distance r .
$E_{st}(x)$	Exclusion radius for primary users of type t from the secondary BS when it is associated with a s type primary user located at distance x .
σ_P^2, σ_S^2	Noise power at the UE_P and UE_S .
$P_P^c(\cdot), P_S^c(\cdot)$	Coverage probability of UE_P and UE_S .
$R_P^c(\cdot), R_S^c(\cdot)$	Rate coverage of UE_P and UE_S .
$\mathcal{M}_P(\cdot), \mathcal{M}_S(\cdot)$	Revenue functions for the primary and secondary operator.
$\mathcal{P}_P(\cdot), \mathcal{P}_{SC}(\cdot)$	License cost functions for the primary and secondary operators to the central entity.
$\mathcal{P}_{SP}(\cdot)$	License cost functions given by the secondary operator to the primary operator.
$\mathcal{U}_P(\cdot), \mathcal{U}_S(\cdot), \mathcal{U}_C(\cdot)$	The total revenue functions of the primary operator, the secondary operator and the central entity.

Both operators follow maximum average received power based association where a user connects to a BS providing the maximum received power averaged over fading. We call this BS the *tagged* BS. The tagged BS steers its antenna beam towards the user to guarantee the maximum antenna gain (G_{P1} or G_{S1}). We take this steering direction as a reference for the other directions. We denote the angle between the antenna of a BS at \mathbf{x} and the primary user by θ_x and the secondary user by ω_x . We assume that a user can connect only to a BS in their own

network. Now, we provide the SINR expression for the typical user of each operator (See Fig.1).

- 1) Primary user UE_P at the origin: Let us denote the tagged BS by $\mathbf{x}_0 \in \Phi_1^T$. The SINR for this typical user is then given as

$$\text{SINR}_{S0} = \frac{P_P G_{P1} g_{\mathbf{x}_0} C_{s_{\mathbf{x}_0}} x_0^{-\alpha_{s_{\mathbf{x}_0}}}}{\sigma_P^2 + \sum_{\mathbf{x}_i \in \Phi_P \setminus \mathbf{x}_0} P_P G_P(\theta_i) g_{\mathbf{x}_i} C_{s_{\mathbf{x}_i}} x_i^{-\alpha_{s_{\mathbf{x}_i}}} + \sum_{\mathbf{y}_i \in \Phi_S} P_{S_i} G_S(\omega_i) g_{\mathbf{y}_i} C_{s_{\mathbf{y}_i}} y_i^{-\alpha_{s_{\mathbf{y}_i}}}}. \quad (2)$$

- 2) Secondary user UE_S at the origin: Let us denote the tagged BS by $\mathbf{y}_0 \in \Phi_2^T$. The SINR for this typical user is then given as

$$\text{SINR}_{P0} = \frac{P_{S0} G_{S1} h_{\mathbf{y}_0} C_{t_{\mathbf{y}_0}} y_0^{-\alpha_{t_{\mathbf{y}_0}}}}{\sigma_S^2 + \sum_{\mathbf{x}_i \in \Phi_P} P_P G_P(\theta_i) h_{\mathbf{x}_i} C_{t_{\mathbf{x}_i}} x_i^{-\alpha_{t_{\mathbf{x}_i}}} + \sum_{\mathbf{y}_i \in \Phi_S \setminus \mathbf{y}_0} P_{S_i} G_S(\omega_i) h_{\mathbf{y}_i} C_{t_{\mathbf{y}_i}} y_i^{-\alpha_{t_{\mathbf{y}_i}}}}. \quad (3)$$

B. Restricted Secondary Licensing

We now describe the restrictions on the secondary licenses and the sensing mechanism used by the secondary licensee. We assume that all secondary BSs scan for primary users in their neighborhood. Each secondary BS associates itself with the closest (radio-distance wise *i.e.* the one providing it the highest average received power) primary user. We call this associated primary user as the home primary user of the i th secondary BS and denote it by \mathcal{H}_i . Also, we call the secondary BSs attached to the i th primary user as its native BSs (see Fig. 2) and denote the set of these BSs by \mathcal{N}_i .

Let us denote the distance between i th secondary BS and its home primary user \mathcal{H}_i by R_i , and the type of the link between them by T_i . Note that R_i for a secondary BSs is not independent of R_i 's of its adjacent secondary BSs. However, for tractability, we assume that R_i and T_i are independent over i , which is a standard assumption in modeling similar association of the interfering mobile transmitters to their respective BSs in uplink analysis [25]. For a given $R_i = r$ and $T_i = T$, all the other primary users will be outside certain exclusion regions, which is different for the LOS and NLOS users. For a primary user of link type t , the radius of its exclusion region, denoted by $E_{Tt}(r)$, is given as

$$E_{Tt}(r) = (C_t/C_T)^{\frac{1}{\alpha_t}} r^{\frac{\alpha_T}{\alpha_t}}. \quad (4)$$

Now, the joint distribution of R_i and T_i is given as follows:

$$f_{R_i}(r, T_i = T) = 2\pi\mu_P p_T(r) r \exp(-\mu_P (V_L(E_{TL}(r)) + V_N(E_{TN}(r))))), \quad (5)$$

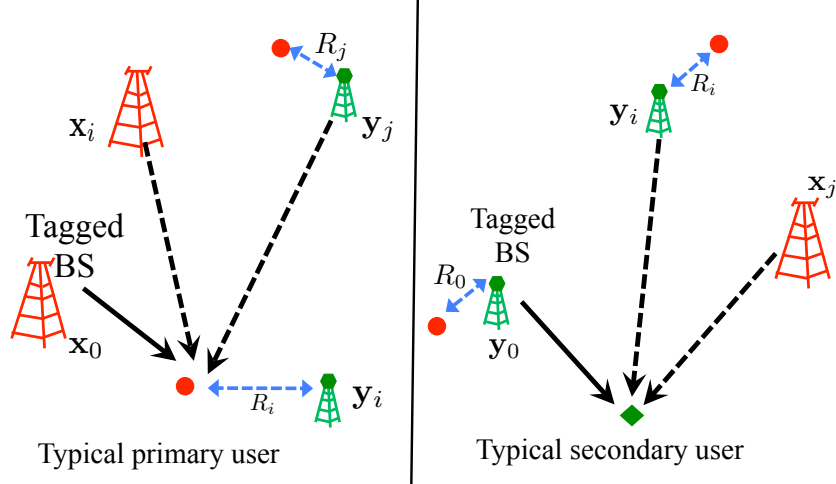


Fig. 1. System model illustrating the SINR model for the typical primary and the secondary user. i th secondary BS is attached to the closest primary user where distance between the two is denoted by R_i .

where $V_T(r)$ denotes the volume for LOS or NLOS and is defined as $V_T(r) = 2\pi \int_0^r p_T(r) r dr$. See Appendix A for the derivation of this distribution. Note that $E_{T^c}(r) = r$ when $T = t$.

Recall that the i th secondary BS is restricted to transmit at a certain power such that the average interference at the home user, which is equal to $P_{S_i} C_{T_i} / R_i^{\alpha_{T_i}}$ m is below a threshold ξ . Therefore, its transmit power is given by

$$P_{S_i} = \xi R_i^{\alpha_{T_i}} / C_{T_i}. \quad (6)$$

The joint distribution of P_S and T_i can be computed using transformation of variables as

$$f_{P_{S_i}}(p, T_i = T) = \frac{2\pi\mu_P a^2}{\alpha_T} p^{\frac{2}{\alpha_T} - 1} p_T \left(a p^{\frac{1}{\alpha_T}} \right) \exp \left(-\mu_P V_T \left(a p^{\frac{1}{\alpha_T}} \right) - \mu_P V_{T^c} \left(E_{T^c} \left(a p^{\frac{1}{\alpha_T}} \right) \right) \right),$$

where $a = (C_T / \xi)^{1/\alpha_T}$ and T^c denotes the complement of T i.e. $T^c = L$ if $T = N$ and vice-versa.

Finally, if $\overline{P_{S_i}} = P_{S_i} / \xi$ denotes the normalized transmit power of this BS, then $\overline{P_{S_i}} = R_i^{\alpha_{T_i}} / C_{T_i}$, which is a random variable independent of ξ .

III. PERFORMANCE ANALYSIS

One of the important metrics to quantify the performance of a cellular system is the coverage probability. It is defined as the probability that the SINR at a typical user from its associated BS is above a threshold τ ,

$$P^c(\tau) = \mathbb{P}[\text{SINR} > \tau]. \quad (7)$$

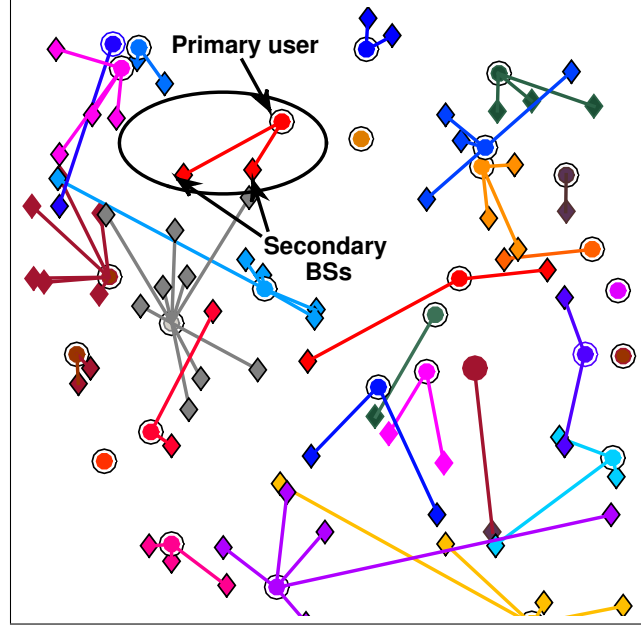


Fig. 2. The association of secondary BSs (diamonds) to their home primary user (circles) in a particular realization of the adopted mmWave system. Each secondary BS adjusts its transmit power to keep the interference on its home primary user less than a given limit ξ .

In this section, we compute the coverage probability of the typical users UE_S and UE_P .

A. Coverage Probability of the Secondary Operator

From the perspective of UE_S , the secondary BSs can be divided into two independent PPPs: LOS BSs Φ_{SL} and NLOS BSs Φ_{SN} based on the link type t_{y_i} of each BS. Similarly, the primary BSs are divided into LOS BSs Φ_{PL} and NLOS BSs Φ_{PN} . Recall that we adopt a maximum average received power based association, in which any secondary user will associate with the BS providing highest average received power. Since each BS has a different transmit power P_{S_i} , the BS association to the typical user will be affected by this transmit power. Let $\mathcal{L}_I(s)$ denote the Laplace transform of interference I . Now, we give the coverage probability of UE_S in the following Lemma.

Lemma 1. *The coverage probability of a typical secondary user is given as*

$$P_S^c(\tau) = \sum_{t_0 \in \{L, N\}} \int_0^\infty 2\pi\lambda_S K_{t_0}(u) \exp\left(-\frac{\tau u^{\alpha_{t_0}}}{\xi G_{S1}} \sigma_S^2\right) \mathcal{L}_{I_P}\left(\frac{\tau u^{\alpha_{t_0}}}{\xi G_{S1}}\right) \mathcal{L}_{I'_S}\left(\frac{\tau u^{\alpha_{t_0}}}{\xi G_{S1}}\right)$$

$$\exp\left(-2\pi\lambda_S \int_0^{u^{\alpha_{t_0}/\alpha_L}} K_L(z) z dz - 2\pi\lambda_S \int_0^{u^{\alpha_{t_0}/\alpha_N}} K_N(z) z dz\right) u du \quad (8)$$

where I_P is the interference from the primary BSs, I'_S is the interference from the secondary BSs satisfying $u^{-\alpha_{t_0}} > \overline{P_S} C_{t_y j}^{-\alpha_{t_0} y_j}$ and $K_t(u)$ is defined as

$$K_t(u) = \mathbb{E}_{\overline{P_S}} \left[p_t \left(u \overline{P_S}^{\frac{1}{\alpha_t}} C_t^{\frac{1}{\alpha_t}} \right) \overline{P_S}^{\frac{2}{\alpha_t}} \right] C_t^{\frac{2}{\alpha_t}}. \quad (9)$$

Proof: See Appendix B. ■

This result is interesting because the distribution of the secondary transmit power P_S is decoupled from most of the terms, which noticeably simplifies the final expressions. As seen from (3), the term P_S is present in the association rule, serving power, and the interference. In Lemma 1, this dependency of the coverage probability on P_S is reduced to only one function $K_t(\cdot)$ (see Appendix B for the techniques used), making the whole integral easily computable, which is a key analytical contribution of the paper. Now, we derive the Laplace transforms of I_P and I'_S which are given in the following Lemmas.

Lemma 2. *The Laplace transform of the interference I'_S from the secondary network is given as*

$$\mathcal{L}_{I'_S}(s) = \exp\left(-\lambda_S \sum_{k=1}^2 a_k F_S(s\xi G_{S_k}, u^{\alpha_{t_0}})\right) \quad (10)$$

where $a_1 = \theta_{Sb}/(2\pi)$, $a_2 = 1 - a_1$ and $F_S(B, e) = 2\pi \sum_{t \in \{L, N\}} \int_{e^{\frac{1}{\alpha_t}}}^{\infty} \frac{K_t(v)}{1 + B^{-1}v^{\alpha_t}} v dv$.

Proof: See Appendix C. ■

Lemma 3. *The Laplace transform of the interference I_P from the primary network is given as*

$$\mathcal{L}_{I_P}(s) = \exp\left(-\lambda_P \sum_{k=1}^2 b_k F_P(sG_{Pk})\right) \quad (11)$$

where $b_1 = \theta_{Pb}/(2\pi)$, $b_2 = 1 - b_1$,

$$F_P(B) = 2\pi \sum_{t \in \{L, N\}} \int_0^{\infty} \frac{M_t(u)}{1 + B^{-1}u^{\alpha_t}} u du, \quad \text{and} \quad M_t(u) = p_t \left(u P_P^{\frac{1}{\alpha_t}} C_t^{\frac{1}{\alpha_t}} \right) P_P^{\frac{2}{\alpha_t}} C_L^{\frac{2}{\alpha_t}}.$$

Proof: See Appendix D. ■

Now, substituting the Laplace transform of the primary and secondary interference at the UEs in Lemma 1, we can compute the final expression of the coverage probability, which we give in the following theorem.

Theorem 1. *The coverage probability of a typical user of the secondary operator in a mmWave system with restricted secondary licensing is given as*

$$P_S^c(\tau) = \sum_{t_0 \in \{L, N\}} \int_0^\infty 2\pi\lambda_S \exp \left[-\lambda_P \sum_{k=1}^2 b_k F_P \left(\frac{\tau u^{\alpha_{t_0}} G_{Pk}}{\xi G_{S1}} \right) - \lambda_S \sum_{k=1}^2 a_k F_S \left(\frac{\tau u^{\alpha_{t_0}} G_{Sk}}{G_{S1}}, u^{\alpha_{t_0}} \right) - \frac{\tau u^{\alpha_{t_0}}}{\xi G_{S1}} \sigma_S^2 - 2\pi\lambda_S \int_0^{u^{\alpha_{t_0}/\alpha_L}} K_L(z) z dz - 2\pi\lambda_S \int_0^{u^{\alpha_{t_0}/\alpha_N}} K_N(z) z dz \right] K_{t_0}(u) u du. \quad (12)$$

Since the expression in Theorem 1 is complicated, we consider the following three special cases to give simple and closed form expressions.

Special Cases:

- (i) Consider a mmWave network with identical parameters for LOS and NLOS channels (which is also the typical assumption for a UHF system). For this case, we can combine the LOS and NLOS PPPs in to a single PPP of type t for which $K_t(u)$ is given as

$$K_t(u) = \mathbb{E}_{P_S} \left[\overline{P_S^\alpha} \right] C_\alpha^{\frac{2}{\alpha}} = \mathbb{E} [R^2] = (\mu_P \pi)^{-1}, \quad (13)$$

which is no longer a function of u . Let us denote this constant by K . Similarly, $M_t(u)$ can be simplified as $M_t(u) = P_P^{\frac{2}{\alpha}} C_\alpha^{\frac{2}{\alpha}}$, which is no longer a function of u and hence can be denoted by M . Therefore, $F_S(B, e)$ and $F_P(B/\xi)$ can be simplified as follows:

$$F_S(B, e) = K \int_{(e/B)^{\frac{1}{\alpha}}}^\infty \frac{1}{1 + (B)^{-1} v^\alpha} 2\pi v dv = K B^{\frac{2}{\alpha}} \int_{(e/B)^{\frac{1}{\alpha}}}^\infty \frac{1}{1 + v^\alpha} 2\pi v dv,$$

$$F_P(B/\xi) = \int_0^\infty \frac{2\pi P_P^{\frac{2}{\alpha}} C_\alpha^{\frac{2}{\alpha}}}{1 + \xi B^{-1} v^\alpha} v dv = (\xi B^{-1})^{-\frac{2}{\alpha}} \int_0^\infty \frac{2\pi P_P^{\frac{2}{\alpha}} C_\alpha^{\frac{2}{\alpha}}}{1 + v^\alpha} v dv.$$

Now, Let us define $\rho(\alpha, \tau) = \int_{\tau^{-1/\alpha}}^\infty \frac{1}{1 + v^\alpha} 2v dv$ and $\rho(\alpha) = \rho(\alpha, \infty)$, then

$$F_S(B, e) = \pi K B^{\frac{2}{\alpha}} \rho(\alpha, B/e) \Rightarrow F_S \left(\frac{\tau u^\alpha}{G_{S1}} G_{Sk}, u^\alpha \right) = \pi K \tau^{\frac{2}{\alpha}} u^2 \left(\frac{G_{Sk}}{G_{S1}} \right)^{\frac{2}{\alpha}} \rho \left(\alpha, \frac{\tau G_{Sk}}{G_{S1}} \right),$$

$$F_P \left(\frac{B}{\xi} \right) = \pi \left(\frac{B P_P C}{\xi} \right)^{\frac{2}{\alpha}} \rho(\alpha) \Rightarrow F_P \left(\frac{\tau u^\alpha G_{Pk}}{\xi G_{S1}} \right) = \pi \left(\frac{P_P \tau C}{\xi} \frac{G_{Pk}}{G_{S1}} \right)^{\frac{2}{\alpha}} u^2 \rho(\alpha).$$

Let us define $F_P'' = \sum_{k=1}^2 b_k \left(\frac{G_{Pk}}{G_{S1}} \right)^{\frac{2}{\alpha}} \rho(\alpha)$ and $F_S''(\tau) = \sum_{k=1}^2 a_k \left(\frac{G_{Sk}}{G_{S1}} \right)^{\frac{2}{\alpha}} \rho \left(\alpha, \frac{\tau G_{Sk}}{G_{S1}} \right)$. Then, the coverage probability is given as

$$P_S^c(\tau) = 2\pi\lambda_S K \int_0^\infty e^{-\frac{\tau \sigma_S^2}{\xi G_{S1}} u^\alpha - u^2 (\pi \lambda_P \xi^{-\frac{2}{\alpha}} \tau^{\frac{2}{\alpha}} (P_P C)^{\frac{2}{\alpha}} F_P'' + \pi \lambda_S K \tau^{\frac{2}{\alpha}} F_S''(\tau) + \pi \lambda_S K)} u du.$$

- (ii) Consider a mmWave system with identical LOS and NLOS channels in the interference limited scenario. In this case, the coverage probability is given as $P_S^c(\tau) =$

$$\left[1 + \tau^{\frac{2}{\alpha}} \left(\frac{\lambda_P}{\xi^{\frac{2}{\alpha}} \lambda_S} \frac{(P_P C)^{\frac{2}{\alpha}}}{(\mu_P \pi)^{-1}} \sum_{k=1}^2 b_k \left(\frac{G_{P_k}}{G_{S1}} \right)^{\frac{2}{\alpha}} \rho(\alpha) + \sum_{k=1}^2 a_k \left(\frac{G_{S_k}}{G_{S1}} \right)^{\frac{2}{\alpha}} \rho \left(\alpha, \frac{\tau G_{S_k}}{G_{S1}} \right) \right) \right]^{-1} \quad (14)$$

Impact of secondary densification and ξ : We can see from the result in (14) that $P_S^c(\tau)$ is invariant if the term $\xi \lambda_S^{\alpha/2}$ is kept constant. This is due to the following observation: if we increase the secondary BS density λ_S by a factor of a , the distance of the secondary BSs decreases by a factor of \sqrt{a} and therefore, the secondary interference increases by the factor of $a^{\alpha/2}$, and if we increase the interference limit ξ by a , the secondary interference also increases by a . Therefore, densifying the secondary network while reducing its interference threshold by the appropriate ratio keeps the coverage probability constant.

Impact of narrowing secondary antenna: If we assume that the secondary antennas are uniform linear arrays of N_S antennas, then a_k 's and G_{S_k} 's can be approximated as [26]

$$a_1 = \frac{\kappa}{N_S}, G_{S1} = N_S, a_2 = 1 - \frac{\kappa}{N_S}, \text{ and } G_{S2} = \frac{(1 - \kappa)N_S}{N_S - \kappa} (\approx 1 - \kappa \text{ for large } N_S)$$

where κ is some constant. Now, the term denoting primary interference decreases as $\frac{\kappa}{N_S^{2/\alpha}}$ and the term denoting the secondary interference decreases as $\frac{\kappa}{N} \rho(\alpha, \tau) + \left(\frac{1 - \kappa}{N_S} \right)^{2/\alpha} \rho \left(\alpha, \tau \frac{1 - \kappa}{N_S} \right)$. Therefore, narrowing the secondary antennas beamwidth noticeably improves the secondary performance.

Impact of narrowing primary antenna: With a similar assumption for the primary BSs to have uniform linear arrays of N_P antennas, b_k 's and G_{P_k} 's can be approximated as $b_1 = \frac{\kappa}{N_P}, G_{P1} = N_P, b_2 = 1 - \frac{\kappa}{N_P}, \text{ and } G_{P2} = \frac{(1 - \kappa)N_P}{N_P - \kappa} (\approx 1 - \kappa \text{ for large } N)$. Now, the term denoting the primary interference decreases as $\frac{\kappa}{N_P^{1 - 2/\alpha}} + (1 - \kappa)^{2/\alpha}$ while the term denoting the secondary interference remains constant. Therefore, narrowing the primary beamwidth slightly improves the secondary performance. For high value of ξ where the secondary interference dominates, the secondary performance does not improve by narrowing the primary antennas.

- (iii) Suppose that both operators have the same beam patterns with zero side-lobe gain. In this case, the coverage probability can be simplified to a closed form expression:

$$P_S^c(\tau) = \left[1 + \frac{\theta_b}{2\pi} \tau^{2/\alpha} \left(\frac{\lambda_P}{\lambda_S} \xi^{-\frac{2}{\alpha}} \frac{P_P^{\frac{2}{\alpha}} \rho(\alpha)}{(\mu_P \pi C^{\frac{2}{\alpha}})^{-1}} + \rho(\alpha, \tau) \right) \right]^{-1}$$

which, for $\alpha = 4$, becomes $P_S^c(\tau) = \left[1 + \frac{\theta_b \sqrt{\tau}}{2\pi} \left(\frac{1}{\sqrt{\xi}} \frac{\lambda_P}{\lambda_S} \frac{\sqrt{CP_P}}{(\mu_P)^{-1}} \frac{\pi^2}{2} + \tan^{-1}(\sqrt{\tau}) \right) \right]^{-1}$.

B. Coverage Probability of the Primary Operator

Similar to the secondary case, for UE_P also, all the primary and secondary BSs can be divided into two independent LOS and NLOS PPPs based on the link type between each BS and UE_P . Recall that we have assumed maximum average received power based association, in which any primary user will associate with the BS \mathbf{x}_0 providing highest average received power. We, now compute the coverage probability of the typical primary user which is given in Lemma 4.

Lemma 4. *The coverage probability of the primary operator is given as*

$$P_P^c(\tau) = \sum_{t_0 \in \{L, N\}} \int_0^\infty 2\pi \lambda_P M_{t_0}(u) \exp\left(-\frac{\tau u^{\alpha_{t_0}}}{G_{P1}} \sigma_P^2\right) \mathcal{L}_{I_P'}\left(\frac{\tau u^{\alpha_{t_0}}}{G_{P1}}\right) \mathcal{L}_{I_S}\left(\frac{\tau u^{\alpha_{t_0}}}{G_{P1}}\right) \exp\left(-2\pi \lambda_P \int_0^{u^{\alpha_{t_0}/\alpha_L}} M_L(z) z dz - 2\pi \lambda_P \int_0^{u^{\alpha_{t_0}/\alpha_N}} M_N(z) z dz\right) u du \quad (15)$$

where I_P' is the interference from the primary operator conditioned on the fact that the serving BS is at \mathbf{x}_0 and I_S is the interference from the secondary operator.

Proof: The proof is similar to the proof in Appendix B. The only difference is that the computations for the primary and secondary operators are interchanged and there will not be any expectation with respect to the transmit power of the primary BSs as the primary transmit power is deterministic. ■

We now compute the Laplace transforms of the primary and secondary interference which is given in the following two Lemmas.

Lemma 5. *The Laplace transform of the interference I_P' from the conditioned primary network is given as*

$$\mathcal{L}_{I_P'}(s) = \exp\left(-\lambda_P \sum_{k=1}^2 b_k E_P(s G_{Pk}, u^{\alpha_{t_0}})\right) \quad (16)$$

where $E_P(B, e)$ is given as: $E_P(B, e) = B^{\frac{2}{\alpha_t}} \sum_{t \in \{L, N\}} \int_{(e/B)^{\frac{1}{\alpha_t}}}^\infty \frac{1}{1 + v^{\alpha_t}} M_t\left(v B^{\frac{2}{\alpha_t}}\right) 2\pi v dv$.

Proof: The proof is similar to the proof of Lemma 2 with only difference being lack of any expectation with respect to the primary BSs' transmit powers. ■

The secondary interference can be written as sum of following two interferences: the interference $I_{\mathcal{F}S}$ from the BSs that are not in native set \mathcal{N}_0 and interference $I_{\mathcal{N}S}$ from the BSs that are in \mathcal{N}_0 . The following Lemma gives the Laplace transform of the interference from the secondary operator where functions $E_{\mathcal{F}S}$ and $E_{\mathcal{N}S}$ are due to $I_{\mathcal{F}S}$ and $I_{\mathcal{N}S}$ respectively.

Lemma 6. *The Laplace transform of the interference from the secondary network is given as*

$$\mathcal{L}_{I_S}(s) = \exp \left(-\lambda_S \sum_{k=1}^2 a_k (E_{\mathcal{F}S}(sG_{S_k}, \xi) + E_{\mathcal{N}S}(sG_{S_k})) \right) \quad (17)$$

where $E_{\mathcal{F}S}(B, \xi)$ and $E_{\mathcal{N}S}(B)$ are given as

$$E_{\mathcal{F}S}(B, \xi) = (B\xi)^{\frac{2}{\alpha_t}} \sum_{t \in \{L, N\}} \int_{(\xi B)^{-\frac{1}{\alpha_t}}}^{\infty} \frac{K_t \left(v(B\xi)^{\frac{1}{\alpha_t}} \right)}{1 + v^{\alpha_t}} 2\pi v dv \quad (18)$$

$$E_{\mathcal{N}S}(B) = \frac{1}{1 + (B\xi)^{-1}} \int_0^1 (K_L(v) + K_N(v)) 2\pi v dv \quad (19)$$

Proof: See Appendix E. ■

Now, substituting the Laplace transforms of I_P and I_S in Lemma 4, we can compute the final expression of the coverage probability, which is given in the following theorem.

Theorem 2. *The coverage probability of a typical user of the primary operator in a mmWave system with secondary licensing is given as*

$$\begin{aligned} P_P^c(\tau) = & \sum_{t_0 \in \{L, N\}} \int_0^{\infty} 2\pi \lambda_P M_{t_0}(u) e^{-\frac{\tau u^{\alpha_{t_0}}}{G_{P1}} \sigma_S^2} e^{-\lambda_P \sum_{k=1}^2 b_k E_P \left(\frac{\tau u^{\alpha_{t_0}}}{G_{P1}} G_{Pk}, u^{\alpha_{t_0}} \right)} e^{-\lambda_S \sum_{k=1}^2 a_k E_{\mathcal{F}S} \left(\frac{\tau u^{\alpha_{t_0}}}{G_{P1}} G_{Sk}, \xi \right)} \\ & \times e^{-\lambda_S \sum_{k=1}^2 a_k E_{\mathcal{N}S} \left(\frac{\tau u^{\alpha_{t_0}}}{G_{P1}} G_{Sk} \right)} e^{\left(-2\pi \lambda_P \int_0^{u^{\alpha_{t_0}/\alpha_L}} M_L(z) z dz - 2\pi \lambda_P \int_0^{u^{\alpha_{t_0}/\alpha_N}} M_N(z) z dz \right)} u du. \end{aligned} \quad (20)$$

Special Cases: Similar to the secondary case, consider a mmWave network with identical parameters for LOS and NLOS channels. For this case, $M_t(u)$ and $K_t(u)$ are replaced by constant M and K . Now, $E_P(B, e)$, $E_{\mathcal{F}S}(B)$ and $E_{\mathcal{F}S}(B, \xi)$ can be simplified as follows:

$$E_P(B, e) = \pi M B^{\frac{2}{\alpha}} \rho(\alpha, B/e), \quad E_{\mathcal{F}S}(B, \xi) = (\xi B)^{\frac{2}{\alpha}} \pi K \rho(\alpha, \xi B), \quad E_{\mathcal{N}S}(B) = \frac{\pi K}{1 + (B\xi)^{-1}}$$

$$\begin{aligned} \text{Now,} \quad E_P \left(\frac{\tau u^{\alpha}}{G_{P1}} G_{Pk}, u^{\alpha_{t_0}} \right) &= \pi M u^2 \tau^{\frac{2}{\alpha}} \left(\frac{G_{Pk}}{G_{P1}} \right)^{\frac{2}{\alpha}} \rho \left(\alpha, \frac{\tau G_{Pk}}{G_{P1}} \right), \\ E_{\mathcal{F}S} \left(\frac{\tau u^{\alpha} G_{Sk}}{G_{P1}}, \xi \right) &= \pi K \tau^{\frac{2}{\alpha}} u^2 \xi^{\frac{2}{\alpha}} \left(\frac{G_{Sk}}{G_{P1}} \right)^{\frac{2}{\alpha}} \rho \left(\alpha, \xi \frac{\tau u^{\alpha} G_{Sk}}{G_{P1}} \right), \end{aligned}$$

$$E_{\mathcal{N}_S} \left(\frac{\tau u^\alpha G_{S_k}}{G_{P1}} \right) = \frac{\pi K}{1 + \left(\frac{\tau G_{S_k}}{G_{P1}} \xi \right)^{-1} u^{-\alpha}}$$

Then, the coverage probability is given as

$$\begin{aligned} P_S^c(\tau) = & 2\pi\lambda_P M \int_0^\infty e^{-\frac{\tau u^\alpha}{\xi G_{S1}} \sigma_S^2 - u^2 \pi \tau^{\frac{2}{\alpha}} \left(\lambda_P \sum_{k=1}^2 b_k M \left(\frac{G_{P_k}}{G_{P1}} \right)^{\frac{2}{\alpha}} \rho \left(\alpha, \frac{\tau G_{P_k}}{G_{P1}} \right) \right)} \\ & e^{-u^2 \pi \tau^{\frac{2}{\alpha}} \left(\lambda_S \sum_{k=1}^2 a_k K \xi^{\frac{2}{\alpha}} \left(\frac{G_{S_k}}{G_{P1}} \right)^{\frac{2}{\alpha}} \rho \left(\alpha, \xi \frac{\tau u^\alpha G_{S_k}}{G_{P1}} \right) \right) - \pi \lambda_S \sum_{k=1}^2 a_k K / \left(1 + \left(\frac{\tau G_{S_k}}{G_{P1}} \xi \right)^{-1} u^{-\alpha} \right) - \pi \lambda_P M u^2} u du. \end{aligned}$$

Assuming similar assumptions for the primary and secondary antennas as taken in the secondary case, we can get insights about how antenna beamwidth affects the primary performance.

Impact of narrowing primary antenna beamwidth: The term denoting secondary interference decreases with N_P as $u^2 c^{\frac{2}{\alpha}} \rho \left(\alpha, u^\alpha \frac{c}{N_P} \right) \frac{\kappa}{N_P^{2/\alpha}} + \frac{1}{1 + N_P u^{-\alpha}/c}$ ($\approx \frac{1}{N_P} \frac{c}{u^\alpha}$ as $N_P \rightarrow \infty$). Here, c is some variable independent of N_P . Similarly, the term denoting the primary interference decreases with N_P as $\frac{\kappa}{N_P} \rho(\alpha, \tau) + \left(\frac{1-\kappa}{N_P} \right)^{2/\alpha} \rho \left(\alpha, \tau \frac{1-\kappa}{N_P} \right)$. Therefore, narrowing the primary antennas beamwidth improves the primary performance significantly.

Impact of narrowing secondary antenna beamwidth: Here, the term denoting the secondary interference changes with N_S as $u^2 d^{\frac{2}{\alpha}} \rho \left(\alpha, u^\alpha N_S d \right) \frac{\kappa}{N_S^{1-2/\alpha}} + \frac{\kappa}{N_S} \frac{1}{1 + u^{-\alpha}/(N_S d)} + u^2 \left((1 - \kappa) d \right)^{\frac{2}{\alpha}} \rho \left(\alpha, u^\alpha (1 - \kappa) d \right) + 1 / \left(1 + u^{-\alpha} / ((1 - \kappa) d) \right)$, where d is some variable independent of N_S . The term denoting the primary interference remains unchanged with N_S . Therefore, narrowing the secondary beamwidth has very little affect on the primary performance.

C. Rate Coverage for the Primary and Secondary Operators

In this section, we derive the downlink rate coverage which is defined as the probability that the rate of a typical user is greater than the threshold ρ , $R^c(\rho) = \mathbb{P}[\text{Rate} > \rho]$.

Let O_S (or O_P) denote the time-frequency resources allocated to each user associated with the ‘tagged’ BS of a secondary user (or a primary user). The instantaneous rate of the considered typical secondary user can then be written as $R_S = O_S \log(1 + \text{SINR}_S)$. The value of O_S depends upon the number of users (n_S), equivalently the load, served by the tagged BS. The load n_S is a random variable due to the randomly sized coverage areas of each BS and random number of users in the coverage areas. As shown in [6], [27], approximating this load with its respective mean does not compromise the accuracy of results. Since the user distribution of each network is assumed to be PPP, the average number of users associated with the tagged BS of each

networks associated with the typical user can be modeled similarly to [6], [27]: $n_S = 1 + 1.28 \frac{\mu_S}{\lambda_S}$ and $n_P = 1 + 1.28 \frac{\mu_P}{\lambda_P}$. Now, we assume that the scheduler at the tagged BS gives $1/n$ fraction of resources to each user. This assumption can be justified as most schedulers such as round robin or proportional fair give approximately $1/n_S$ (or $1/n_P$) fraction of resources to each user on average. Using the mean load approximation, the instantaneous rate of a typical secondary user which is associated with BS at \mathbf{y}_0 is given as

$$R_S = \frac{W}{n_S} \log(1 + \text{SINR}_S). \quad (21)$$

Now, $R_S^c(\rho)$ and $R_P^c(\rho)$ can be derived in terms of coverage probability as follows:

$$\begin{aligned} R_S^c(\rho) &= \mathbb{P}[R_S > \rho] = \mathbb{P}\left[\frac{W}{n_S} \log(1 + \text{SINR}_S) > \rho\right] \\ &= \mathbb{P}\left[\text{SINR}_S > 2^{\rho \frac{n_S}{W}} - 1\right] = P_S^c(2^{\rho n_S/W} - 1), \\ R_P^c(\rho) &= P_P^c(2^{\rho n_P/W} - 1). \end{aligned} \quad (22)$$

We now define the median rate which works as a proxy to the network performance.

Definition 1. Let \mathcal{B} denote a region with unit area. The median rate \mathcal{R} of an operator is defined as the sum of the median rates of all the users served in \mathcal{B} , which is

$$\mathcal{R} = \mathbb{E}\left[\sum_{u \in \Psi \cap \mathcal{B}} \mathbb{M}_u[R]\right] \quad (23)$$

where $\mathbb{M}_u[R]$ is the median rate of the user at u .

From the stationarity of the user PPP,

$$\mathcal{R} = \mathbb{E}\left[\sum_{u \in \Psi \cap \mathcal{B}} \mathbb{M}_u[R]\right] = \mu \int_{\mathcal{B}} \mathbb{M}^0[R] du = \mu \mathbb{M}^0[R] \quad (24)$$

where \mathbb{M}^0 denotes the median rate at the origin under Palm (*i.e.* conditioned on the fact that there is a user at 0). Note that this is equal to the rate threshold where rate coverage of the typical user at the origin is 0.5. Let $(P^c)^{-1}(\cdot)$ denote the inverse of $P^c(\cdot)$. Now using (22), we can compute the median rate of the primary and secondary operators as follows:

$$\mathcal{R}_P = W \frac{\mu_P}{1 + 1.28 \mu_P / \lambda_P} \log(1 + (P_P^c)^{-1}(0.5)) \quad (25)$$

$$\mathcal{R}_S = W \frac{\mu_S}{1 + 1.28 \mu_S / \lambda_S} \log(1 + (P_S^c)^{-1}(0.5)). \quad (26)$$

IV. LICENSE PRICING AND REVENUE MODEL

In this section, we present the utility model, and describe the general license pricing and revenue functions. We assume a centralized licensing model in which a central entity, such as FCC, has a control over the licensing for the primary and secondary operators. Therefore, even though the primary operator has an "exclusive-use" license, the decision to sell a restricted license to a secondary operator is taken by both the primary operator and the central licensing authority. These two entities will also share the revenue of the restricted secondary license.

Let $\mathcal{M}_P(\mathcal{R}_P)$ define the per-unit-area revenue function of the primary operator from its own users when it provides a sum rate of \mathcal{R}_P . Similarly, we define the secondary revenue function $\mathcal{M}_S(\cdot)$ that models the revenue of the secondary network from its users. One special case is the linear mean revenue function, which is given as follows

$$\mathcal{M}_P(\mathcal{R}_P) = M_P \mathcal{R}_P, \quad \mathcal{M}_S(\mathcal{R}_S) = M_S \mathcal{R}_S, \quad (27)$$

with M_P and M_S representing the linear primary and secondary revenue constants.

To characterize the licensing cost, we assume the licenses are given on a unit area region basis. Let the primary licensing function $\mathcal{P}_P(\mathcal{R}_P)$ denote the license price paid by the primary to central entity when it provides the median rate of \mathcal{R}_P to its users. Similarly, we define secondary licensing function $\mathcal{P}_{SC}(\cdot)$ which denotes the price paid by the secondary operator to the central entity. We also assume that secondary operator has to pay some license price to the primary operator as an incentive to let it use the primary license band which is given as $\mathcal{P}_{SP}(\mathcal{R}_S)$. We also define a special case as linear licensing function where the licensing cost paid by the primary and the secondary operators to the central entity and by the secondary operator to the primary operator are given as

$$\mathcal{P}_P(\mathcal{R}_P) = \Pi_P \mathcal{R}_P, \quad \mathcal{P}_{SC}(\mathcal{R}_S) = \Pi_{SC} \mathcal{R}_S, \quad \mathcal{P}_{SP}(\mathcal{R}_S) = \Pi_{SP} \mathcal{R}_S.$$

The utility function of an entity is defined by its total revenue which for the three entities is given as follows:

$$U_P(\mathcal{R}_P) = \mathcal{M}_P(\mathcal{R}_P) - \mathcal{P}_P(\mathcal{R}_P) + \mathcal{P}_{SP}(\mathcal{R}_S), \quad (28)$$

$$U_S(\mathcal{R}_S) = \mathcal{M}_S(\mathcal{R}_S) - \mathcal{P}_{SC}(\mathcal{R}_S) - \mathcal{P}_{SP}(\mathcal{R}_S), \quad (29)$$

$$U_C(\mathcal{R}_S) = \mathcal{P}_P(\mathcal{R}_P) + \mathcal{P}_{SC}(\mathcal{R}_S). \quad (30)$$

Note that the secondary median rate depends on the maximum interference limit ξ . By increasing this limit, secondary network can increase its median rate for which it has to pay more to central entity and the primary operator. Increasing this limit, however, decreases the primary median rate which impacts the primary network revenue from its own users. Therefore, there exists a trade-off when varying the interference limit ξ .

V. SIMULATION RESULTS AND DISCUSSION

In this section, we provide numerical results computed from the analytical expressions derived in previous sections, and draw insights into the performance of restricted secondary licensing in mmWave systems. For these numerical results, we adopt an exponential blockage model, i.e., the LOS link probability is determined by $p_L(x) = \exp(-x/\beta)$, with a LOS region $\beta = 150\text{m}$. The LOS and NLOS pathloss exponents are $\alpha_L = 2.5$ and $\alpha_N = 3.5$, and the corresponding gains are $C_L = C_N = -60\text{dB}$. Unless otherwise mentioned, the primary network has an average cell radius of 100m, which is equivalent to a BS density of $\approx 30/\text{km}^2$. The transmit power of the primary BSs is 40dBm, while the transmit power of each secondary BS is determined according to (6) to ensure that its average interference on its home primary user is less than the threshold ξ . Both networks operate at 28GHz carrier frequency over a shared bandwidth of 500MHz. Note that the noise power at the BS is -110dB . Therefore, if ξ is between -110dB and -120dB , the secondary interference will be in the order of the noise. For the antenna patterns, the primary and secondary BSs employ a sectored beam pattern models as described in Section II-A. First, we verify the derived analytical results for the primary and secondary coverage probabilities, before delving into the spectrum sharing rate and utility characterization.

A. Coverage and Rate Results

Since the secondary operator shares the same time-frequency resources with the primary, it is important to characterize the impact of sharing on the primary performance. In this subsection, we evaluate the coverage and rate for both operators, and study the impact of secondary network's densification and narrowing the beamforming beams on the performance of the two networks.

Validation of analysis and impact of the secondary densification: Fig. 3 shows the coverage probabilities of both operators for two different values of the secondary density, $\lambda_S = 30$ BSs/km² and $\lambda_S = 60$ BSs/km². The density of the primary BSs is fixed at $\lambda_P = 30$ BSs/km²

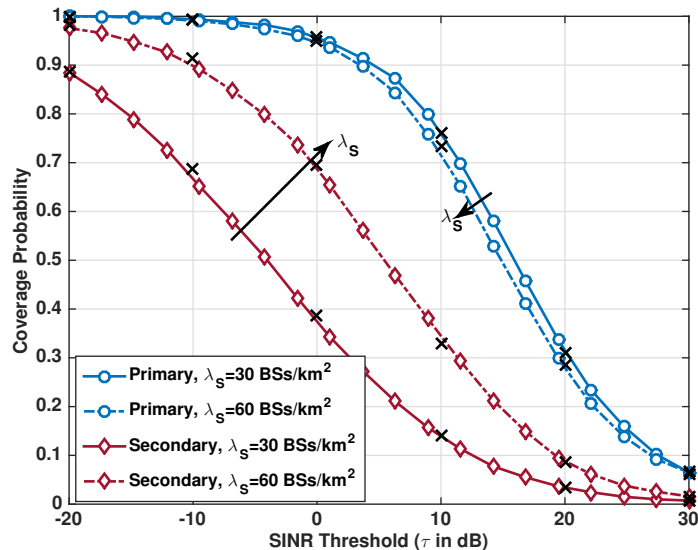


Fig. 3. Coverage probabilities of the two licensees for two different values of λ_S with $\xi = -120$ dB. The secondary can improve its coverage by choosing an appropriate density without impacting the primary coverage.

and the maximum secondary interference threshold is set to -120 dB. We can see that despite the various assumptions taken in the analysis, the analysis matches the simulations closely. An interesting note from Fig. 3 is that increasing the secondary network density significantly improves the secondary network coverage while causing a negligible impact on the primary network performance. In particular, when λ_S increases from 30 to 60 BSs/km², the median SINR of the secondary network increases from -4 dB to 6 dB while the median SINR of primary network decreases only by 2 dB. This indicates that in mmWave, both primary and secondary can achieve significant coverage probability by selecting appropriate values of ξ and BS densities.

Impact of the secondary antenna beamwidth: One important feature of mmWave systems is their ability to use large antennas arrays and narrow directional beams. To examine the impact of antenna beamwidth, we plot the median per-user rate of both the primary and secondary networks along with their sum-rate for two different values of number of secondary antennas in Fig. 4. These rates are plotted versus the secondary interference threshold ξ . First, Fig. 4 shows that the secondary network performance improves as the number of its BS antennas increase (or equivalently as narrower beams are employed). Another interesting note is that the primary performance is almost invariant of the secondary antennas beamwidth. This means that the secondary network can always improve its performance by employing narrower beamforming

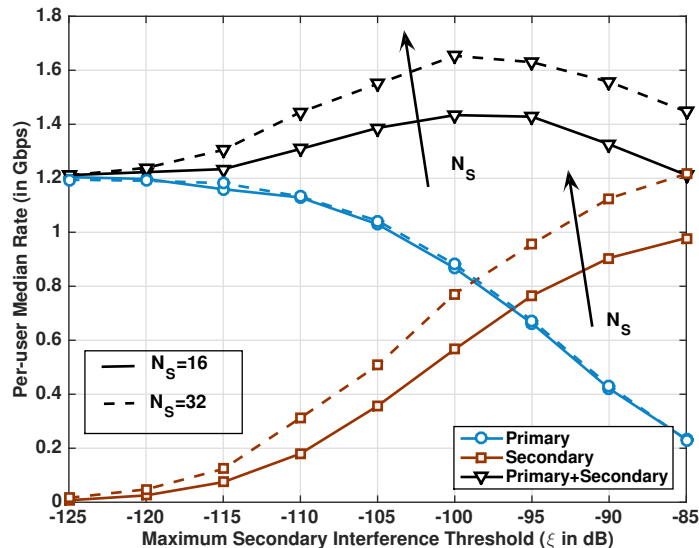


Fig. 4. Sum median rate of the primary and secondary networks as well as the total sum median rate versus ξ . The networks have equal density of 56 BS/km², which corresponds to an average cell radius of 75m.

beams without impacting the primary performance. This will also lead to an improvement in the overall system performance. Finally, we note that for every secondary BS beamwidth, there exists a finite value for the interference threshold ξ at which the sum-rate is maximized. Therefore, this threshold need to be wisely adjusted for the spectrum sharing network based on the different network parameters to guarantee achieving the best performance.

To verify the insights drawn from the analytical expressions about narrowing the primary and secondary beamforming beamwidth in Sections III-A - III-B, we plot the primary and secondary median rates versus the BS antenna beamwidth in Fig. 5. This figure shows the narrowing the beams of the BSs in one network (primary or secondary) improves the performance of this network with almost no impact on the other network performance. This trend happens even with higher secondary interference threshold as depicted in Fig. 5.

Comparison with uncoordinated spectrum sharing: Now, we compare the gain from restricted secondary licensing proposed in this paper over the uncoordinated spectrum sharing considered in [8]. We consider a scenario where two operators buy exclusive licenses to two different mmWave bands with equal bandwidth. The two operators decide to share their licenses in the following way: each operator is known as a primary in its own band and a secondary in the other operators band. In the restricted secondary licensing, each operator can transmit in

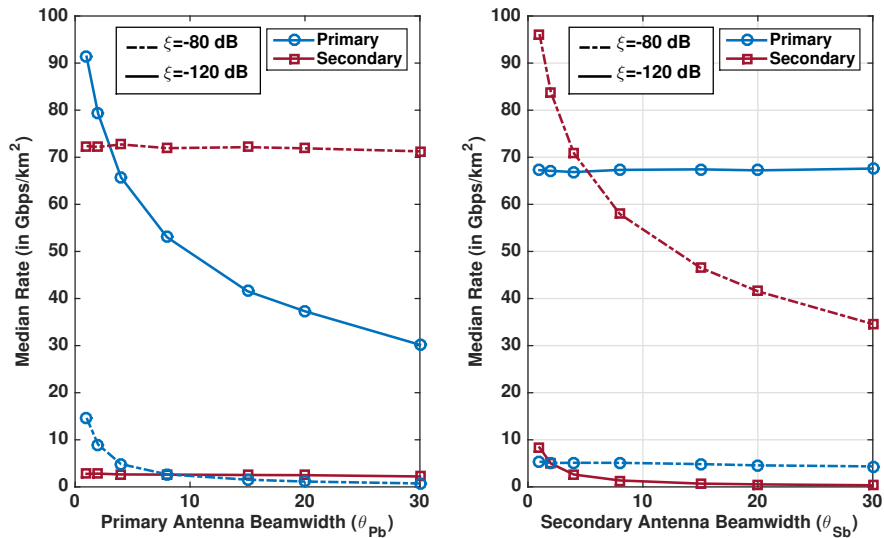


Fig. 5. Effect of primary and secondary antenna beamwidth over primary and secondary operators for two values of interference threshold ξ . Both operators have equal density of 60 BSs/km². Secondary antenna beamwidth significantly improves its own performance but does not impact primary performance. Therefore, secondary antennas can be made narrow to get high rates without causing additional interference on primary. Similar trends can also be observed for primary antennas.

other operator bands with the restriction on its transmit power. In the uncoordinated sharing, the two operators are allowed to transmit in each other bands with no restriction. For simplicity, we assume that the two operators, in the uncoordinated sharing case, have the same transmit power. To have a fair comparison, we choose the transmit power in uncoordinated case such that the total power (sum of the transmit power of the two operators) is equal to the total power of the restricted secondary sharing case. Fig. 6(a) compares the median rates of an operator achieved in its primary and secondary bands as well as its aggregate median rate for the two sharing cases. First, this figure shows that restricted secondary licensing can achieve higher sum rates compared to uncoordinated sharing if the interference threshold is appropriately adjusted. The figure also indicates that the restricted licensing approach provides a mean for differentiating the access to guarantee that the primary user gets better performance in its band. This is captured by the higher rate of the primary operator in the restricted secondary licensing case compared to the primary rate in the uncoordinated sharing for wide range of ξ values.

In Fig. 6(b), we show the impact of secondary network density (λ_S) on the gain of restricted secondary licensing over uncoordinated sharing. Fig. 6(b) illustrates that increasing λ_S decreases

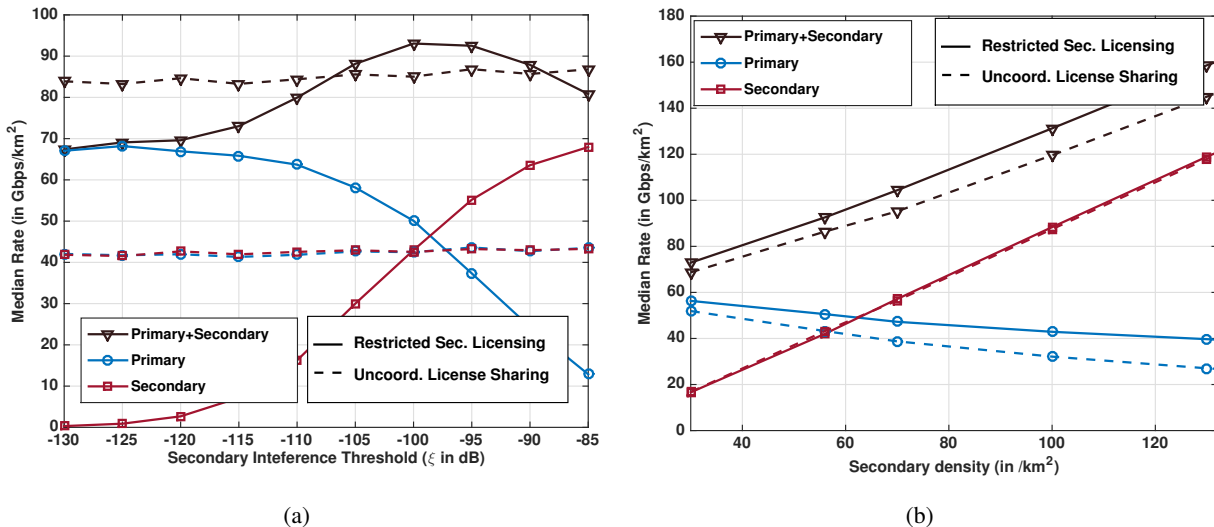


Fig. 6. Comparison of restricted secondary licensing over uncoordinated sharing. (a) Variation of median rates of an operator in the primary and secondary bands and its sum median rate with ξ . Both operators have equal density of 60 BSs/km². Secondary licensing can achieve higher sum rates compared to uncoordinated sharing if ξ is appropriately adjusted. (b) Variation of median rates of an operator in the primary and secondary bands and its sum median rate with secondary density λ_S . Primary BS density is kept constant at 60 BSs/km². The gain of restricted secondary licensing over uncoordinated sharing increases with λ_S .

the rate of the primary operator in two sharing approaches, which is expected. Interestingly, the degradation in the primary performance is smaller in the restricted licensing case which leads to higher overall gain compared to the uncoordinated sharing. This also means that the gain of restricted licensing over uncoordinated sharing increases in dense networks, which is particularly important for mmWave systems. In conclusion, the results in Fig. 6(a) - Fig. 6(b) indicate that static coordination is in fact beneficial for mmWave dense networks as it leads to higher rates and provides a way of differentiating the access between the spectrum sharing operators.

B. Primary and Secondary Utilities: The Benefits of Spectrum Sharing

In this subsection, we explore the potential gains of secondary licensing in mmWave cellular systems. We adopt the pricing model from Section IV, with revenue constants $M_P = 1$, $M_S = 1$, and licensing cost constants $\Pi_P = 0.25$, $\Pi_{SC} = 0.125$.

Gain of the primary network from restricted secondary licensing: In Fig. 7, we plot the utility functions of the primary operator, the secondary operator, and the central licensing authority, defined in (28)-(30), versus the secondary interference threshold ξ for three different values of the secondary-to-primary licensing constant Π_{SP} . In this result, we consider a primary

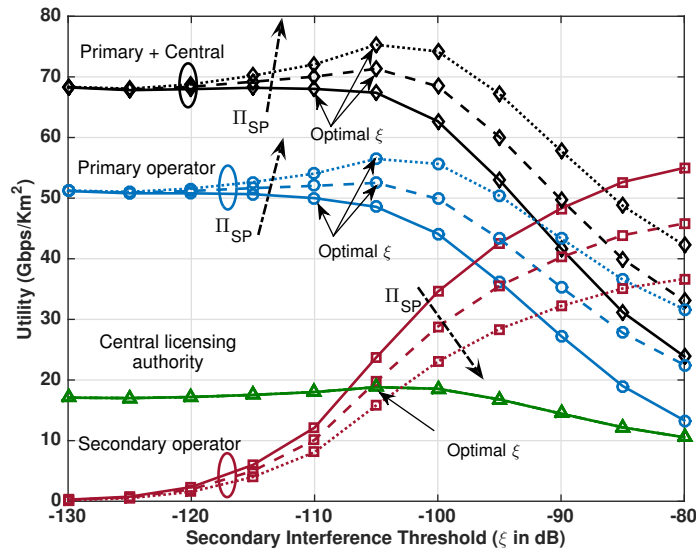


Fig. 7. Utility of primary network, the central licensing authority and the sum of the former two utilities as function of the maximum secondary interference threshold ξ . The optimal threshold for the total utilities falls in between the optimal thresholds of utilities of the primary and the central entity $\Pi_{SP} = .125, .25, .375$.

network of density $30/\text{km}^2$, and a secondary network of density of $60/\text{km}^2$. First, the figure shows that increasing ξ improves the secondary operator utility which is expected. Interestingly, the utility of the primary network does not always decrease with increase in ξ . The figure indicates that ξ that maximizes the primary network utility is finite, which means that the primary network can actually benefit from the restricted secondary licensing. The intuition is that the secondary network needs to pay for its interference to the primary network. As this interference increases, the money that the primary network gets from the restricted secondary licensing is more than its revenue from its own network. This underlying trade-off normally yields an optimal value for the secondary interference threshold that maximizes the primary network utility. This means that the primary network has clear incentive to share its spectrum using restricted secondary licensing.

Joint optimization of the primary and the central entity: The utility of the central licensing authority remains constant for different values of Π_{SP} , which can be noted from (28)-(30). As the value of ξ that maximizes the utility of the central authority can be larger than that maximizing the primary utility as shown in Fig. 7, the central licensing authority has the incentive to push the primary to share with more degradation than the primary would otherwise share. Fig. 7, also plots the total utility function which is defined as the sum of the primary and central licensing

authority's utilities. Intuitively, the optimal threshold for the total utility falls in between the optimal thresholds of the primary and central entity utilities.

VI. CONCLUSION

In this paper, we modeled a mmWave cellular system with a primary operator that has an "exclusive-use" license with a provision to sell a restricted secondary license to another operator that has a maximum allowable interference threshold. This licensing approach provides a way of differentiating the spectrum access for the different operators, and hence is more practical. Due to this restriction on the secondary interference, though, the transmit power of a secondary BSs is a random variable. This required developing new analytical tools to analyze the network coverage and rate. Results showed that secondary can achieve good rate coverage with a small impact on the primary performance. Results also indicated that narrow beams and dense networks can further improve secondary network performance. Compared to uncoordinated sharing, we showed that a reasonable gain can be achieved with the proposed static coordinated sharing approach. Further, restricted secondary licensing can guarantee a certain spectrum access quality for the primary user, which is not the case in uncoordinated sharing. We also considered a revenue model for both operators in the presence of a central licensing authority. Using this model, we showed that the primary operator can achieve good benefits from restricted secondary licensing, and hence has a good incentive to share its spectrum. Results also illustrated that the central licensing authority can get more gain with restricted secondary licensing. As the optimal interference thresholds for the central licensing and primary operators can be different, the central authority may push the primary operator to share with more degradation than the primary would otherwise share. Overall, the primary and secondary operators as well as the central licensing authority can benefit from restricted secondary licensing. For future work, it would be of interest to investigate how techniques like multi-user multiplexing affect the insights on restricted secondary licensing. It is also important to explore how temporal variations in the traffic demands for the two operators impact the network performance.

APPENDIX A

DERIVATION OF PROBABILITY DISTRIBUTION OF R_i 'S

Here, we compute the joint distribution of R_i and $T_i = L$. The proof for $T_i = N$ is similar. Consider the i^{th} secondary BS. Now, the primary user PPP can be divided into two independent

PPPs: $\Phi_{\text{IL}}^{\text{R}}$ consisting of all primary user having LOS link to the i^{th} secondary BS and $\Phi_{\text{IL}}^{\text{R}}$ with all primary user having NLOS link to the i^{th} secondary BS. Now, let R_{Li} denote the distance of the closest primary user in Ψ_{PL} whose distribution can be computed as follows:

$$\begin{aligned}\mathbb{P}[R_{Li} > r] &= \exp\left(-\int_0^\infty \mu_{\text{PPL}}(r)2\pi r dr\right) = e^{-\mu_{\text{P}}V_{\text{L}}(r)} \\ f_{R_{Li}}(r) &= \frac{d}{dr}\mathbb{P}[R_{Li} > r] = 2\pi\mu_{\text{PPL}}(r)r \exp(-\mu_{\text{P}}V_{\text{L}}(r))\end{aligned}$$

where the first step is from the void probability of the non-homogenous PPP Ψ_{PL} . Similarly the distance distribution of the closest primary user in Ψ_{PN} can also be computed. Now, the joint probability of the event $R_i > r$ and the event that \mathcal{H}_i is a LOS BS (*i.e.* $T_i = \text{L}$) is computed as

$$\begin{aligned}\mathbb{P}[R_i > r, T_i = \text{L}] &= \int_r^\infty f_{R_{Li}}(u)\mathbb{P}[C_{\text{N}}R_{\text{Ni}}^{-\alpha_{\text{N}}} < C_{\text{L}}u^{-\alpha_{\text{L}}}] du = \int_r^\infty f_{R_{Li}}(u)\mathbb{P}\left[R_{\text{Ni}} > \left(\frac{C_{\text{N}}}{C_{\text{L}}}\right)^{\frac{1}{\alpha_{\text{N}}}} u^{\frac{\alpha_{\text{L}}}{\alpha_{\text{N}}}}\right] du \\ &= \int_r^\infty f_{R_{Li}}(u)\mathbb{P}[R_{\text{Ni}} > E_{\text{LN}}(u)] du = \int_r^\infty 2\pi\mu_{\text{PPL}}(u)r \exp(-\mu_{\text{P}}V_{\text{L}}(u) - \mu_{\text{P}}V_{\text{N}}(E_{\text{LN}}(u))) du\end{aligned}$$

where the last step is from the void probability of Ψ_{PN} . Therefore, the joint distribution can be computed as follows:

$$f_{R_i}(r, T_i = \text{L}) = \frac{d}{dr}\mathbb{P}[R_i > r, T_i = \text{L}] = 2\pi\mu_{\text{PPL}}(r)r \exp(-\mu_{\text{P}}V_{\text{L}}(r) - \mu_{\text{P}}V_{\text{N}}(E_{\text{LN}}(r))).$$

APPENDIX B

PROOF OF LEMMA 1

Let Φ be an arbitrary PPP. Now let us assign to each i^{th} secondary BS, a mark $e(\mathbf{y}_i, \Phi)$ as indicator of \mathbf{y}_i being selected as serving BS from Φ and another mark $S(\mathbf{y}_i, \Phi)$ as SINR at SU_0 if BS at \mathbf{y}_i is selected for serving and interferers are from Φ ,

$$e(\mathbf{y}_i, \Phi) = \mathbb{1}\left(\frac{P_{\text{S}_i}C_{t_{\mathbf{y}_i}}}{\|\mathbf{y}_i\|^{\alpha_{t_{\mathbf{y}_i}}}} > \frac{P_{\text{S}_j}C_{t_{\mathbf{y}_j}}}{\|\mathbf{y}_j\|^{\alpha_{t_{\mathbf{y}_j}}}} \forall j, j \in \Phi\right), \quad S(\mathbf{y}_i, \Phi) = \frac{G_{\text{S}_1}h_{\mathbf{y}_i}P_{\text{S}_i}C_{t_{\mathbf{y}_i}}\|\mathbf{y}\|^{-\alpha_{t_{\mathbf{y}_i}}}}{I_{\text{P}} + I_{\text{S}}(\Phi) + \sigma_{\text{S}}^2} \quad (31)$$

where $I_{\text{P}} = \sum_{\mathbf{x}_j \in \Phi_{\text{P}}} P_{\text{P}}G_{\text{P}}(\theta_j)h_{\mathbf{x}_j}C_{t_{\mathbf{x}_j}}x_j^{-\alpha_{t_{\mathbf{x}_j}}}$, and $I_{\text{S}}(\Phi) = \sum_{\mathbf{y}_j \in \Phi} P_{\text{S}_j}G_{\text{P}}(\omega_j)h_{\mathbf{y}_j}C_{t_{\mathbf{y}_j}}y_j^{-\alpha_{t_{\mathbf{y}_j}}}$.

Using the above two indicators, the coverage probability of UE_{S} can be written as

$$P_{\text{S}}^{\text{c}}(\tau) = \sum_{t_0 \in \{\text{L}, \text{N}\}} \mathbb{E}\left[\sum_{\mathbf{y}_i \in \Phi_{2t_0}} \mathbb{1}(S(\mathbf{y}_i, \Phi_{\text{S}} \setminus \mathbf{y}_i) > \tau, e(\mathbf{y}_i, \Phi_{\text{S}} \setminus \mathbf{y}_i) = 1)\right]. \quad (32)$$

This is due to the fact that $e(\mathbf{y}_i, \Phi_{\text{S}} \setminus \mathbf{y}_i)$ can be 1 only for one BS that is at \mathbf{y}_0 , therefore (32) will give the coverage probability provided by BS at \mathbf{y}_0 . (32) can be further written as

$$\begin{aligned}P_{\text{S}}^{\text{c}}(\tau) &\stackrel{(a)}{=} \sum_{t_0 \in \{\text{L}, \text{N}\}} \int_0^\infty \lambda_{\text{S}}p_{t_0}(\|\mathbf{y}\|)\mathbb{P}^{\mathbf{y}_i!}[S(\mathbf{y}, \Phi_{\text{S}}) > \tau, e(\mathbf{y}, \Phi_{\text{S}}) = 1] d\mathbf{y} \\ &\stackrel{(b)}{=} \sum_{t_0 \in \{\text{L}, \text{N}\}} \int_0^\infty \lambda_{\text{S}}p_{t_0}(\|\mathbf{y}\|)\mathbb{P}\left[S(\mathbf{y}, \Phi_2) > \tau \mid e(\mathbf{y}, \Phi_{\text{S}}) = 1\right] \mathbb{P}[e(\mathbf{y}, \Phi_{\text{S}}) = 1] d\mathbf{y}\end{aligned} \quad (33)$$

where (a) is due to the Campbell Mecke theorem and (b) is due to the Slivnyak theorem. Now $\mathbb{P}[e(\mathbf{y}, \Phi_S) = 1]$ can be computed as

$$\begin{aligned} \mathbb{P}[e(\mathbf{y}, \Phi_S) = 1] &= \mathbb{P}\left[\mathbb{1}\left(\frac{P_{S_0}C_{t_0}}{y^{\alpha_{t_0}}} > \frac{P_{S_j}C_{t_j}}{y_j^{\alpha_{t_j}}} \forall y_j \in \Phi_S\right)\right] = \mathbb{P}\left[\prod_{y_j \in \Phi_S} \mathbb{1}\left(\frac{P_{S_0}C_{t_0}}{y^{\alpha_{t_0}}} > \frac{P_{S_j}C_{t_j}}{y_j^{\alpha_{t_j}}}\right)\right] \\ &\stackrel{(a)}{=} \prod_{t \in \{L, N\}} \mathbb{P}\left[\prod_{y_j \in \Phi_{S_t}} \mathbb{1}(P_{S_0}C_{t_0}/y^{\alpha_{t_0}} > P_{S_j}C_{t_j}/y_j^{\alpha_{t_j}})\right] \\ &\stackrel{(b)}{=} \prod_{t \in \{L, N\}} \exp\left(-2\pi\lambda_S \int_0^\infty \mathbb{E}_{P_S}[\mathbb{1}(P_S C_t/u^{\alpha_t} > P_{S_0}C_{t_0}/y^{\alpha_{t_0}})] p_t(u) u du\right) \\ &\stackrel{(c)}{=} \prod_{t \in \{L, N\}} \exp\left(-2\pi\lambda_S \int_0^\infty \mathbb{E}_{\overline{P_S}}[\mathbb{1}(\overline{P_S} C_t/u^{\alpha_t} > \overline{P_{S_0}}C_{t_0}/y^{\alpha_{t_0}})] p_t(u) u du\right) \end{aligned}$$

where (a) is due to independence of LOS and NLOS tiers, (b) is from PGFL of PPP and (c) is due to the fact that $P_S = \overline{P_S}\xi$. Now using the transformation $u = (\overline{P_S}C_t)^{\frac{1}{\alpha_t}} z$, we get

$$\begin{aligned} \mathbb{P}[e(\mathbf{y}, \Phi_S) = 1] &= \prod_{t \in \{L, N\}} \exp\left(-2\pi\lambda_S \int_0^\infty \mathbb{E}_{\overline{P_S}}\left[\mathbb{1}\left(\frac{1}{z^{\alpha_t}} > \frac{\overline{P_{S_0}}C_{t_0}}{y^{\alpha_{t_0}}}\right) p_t((\overline{P_S}C_t)^{\frac{1}{\alpha_t}} z) (\overline{P_S}C_t)^{\frac{2}{\alpha_t}} z dz\right]\right) \\ &= \prod_{t \in \{L, N\}} \exp\left(-2\pi\lambda_S \int_0^{(\overline{P_{S_0}}C_{t_0}/y^{\alpha_{t_0}})^{-\frac{1}{\alpha_t}}} K_t(z) z dz\right). \end{aligned} \quad (34)$$

Using the value from (34), (33) can be written as

$$\begin{aligned} P_S^c(\tau) &= \sum_{t_0 \in \{L, N\}} \mathbb{E}_{\overline{P_{S_0}}} \left[\int_0^\infty \lambda p_{t_0}(y) \mathbb{P}\left[\frac{G_{S_1} h_{\mathbf{y}} \overline{P_{S_0}} \xi C_{t_0} y^{-\alpha_{t_0}}}{I_P + I_S + \sigma_S^2} > \tau \mid \left(\frac{\overline{P_{S_0}} \xi C_{t_0}}{y^{\alpha_{t_0}}} > \frac{\overline{P_{S_j}} \xi C_{t_j}}{y_j^{\alpha_{t_j}}} \forall j \in \Phi_2\right)\right] \right. \\ &\quad \left. \exp\left(-2\pi\lambda_S \int_0^{(\overline{P_{S_0}}C_{t_0}/y^{\alpha_{t_0}})^{-\frac{1}{\alpha_L}}} K_L(z) z dz\right) \exp\left(-2\pi\lambda_S \int_0^{(\overline{P_{S_0}}C_{t_0}/y^{\alpha_{t_0}})^{-\frac{1}{\alpha_N}}} K_N(z) z dz\right) 2\pi y dy \right]. \end{aligned}$$

Now, substituting $y = u \overline{P_{S_0}}^{-1/\alpha_{t_0}} C_{t_0}^{1/\alpha_{t_0}}$, we get

$$\begin{aligned} P_S^c(\tau) &= \sum_{t_0 \in \{L, N\}} \mathbb{E}_{\overline{P_{S_0}}} \left[\int_0^\infty \lambda p_{t_0}(u \overline{P_{S_0}}^{-1/\alpha_{t_0}} C_{t_0}^{1/\alpha_{t_0}}) \mathbb{P}\left[\frac{G_{S_1} \xi h_{\mathbf{y}} u^{-\alpha_{t_0}}}{I_P + I_S + \sigma_S^2} > \tau \mid \left(u^{\alpha_{t_0}} < \frac{y^{\alpha_{t_j}}}{\overline{P_{S_j}} C_{t_j}} \forall j \in \Phi_2\right)\right] \right. \\ &\quad \left. \exp\left(-2\pi\lambda_S \int_0^{u^{\alpha_{t_0}/\alpha_L}} K_L(z) z dz\right) \exp\left(-2\pi\lambda_S \int_0^{u^{\alpha_{t_0}/\alpha_N}} K_N(z) z dz\right) \overline{P_{S_0}}^{-2/\alpha_{t_0}} C_{t_0}^{2/\alpha_{t_0}} 2\pi u du \right] \end{aligned}$$

which can be further simplified by moving the expectation inside as

$$\begin{aligned} P_S^c(\tau) &= \sum_{t_0 \in \{L, N\}} \int_0^\infty 2\pi\lambda_S \mathbb{E}_{\overline{P_{S_0}}} \left[p_{t_0}(u \overline{P_{S_0}}^{-1/\alpha_{t_0}} C_{t_0}^{1/\alpha_{t_0}}) \overline{P_{S_0}}^{-2/\alpha_{t_0}} \right] \mathbb{P}\left[\frac{G_{S_1} \xi h_{\mathbf{y}} u^{-\alpha_{t_0}}}{I_P + I'_S + \sigma_S^2} > \tau\right] \\ &\quad \exp\left(-2\pi\lambda_S \int_0^{u^{\alpha_{t_0}/\alpha_L}} K_L(z) z dz\right) \exp\left(-2\pi\lambda_S \int_0^{u^{\alpha_{t_0}/\alpha_N}} K_N(z) z dz\right) C_{t_0}^{2/\alpha_{t_0}} u du \end{aligned} \quad (35)$$

where I'_S is interference from the conditioned secondary PPP. Using the MGF of $h_{\mathbf{y}}$, the inner SINR probability term can be written as

$$\mathbb{P}\left[\frac{G_{S_1} h_{\mathbf{y}} \xi u^{-\alpha_{t_0}}}{I_P + I'_S + \sigma_S^2} > \tau\right] = \exp\left(-\frac{\tau u^{\alpha_{t_0}}}{\xi G_{S_1}} \sigma_S^2\right) \mathcal{L}_{I_P}\left(\frac{\tau u^{\alpha_{t_0}}}{\xi G_{S_1}}\right) \mathcal{L}_{I'_S}\left(\frac{\tau u^{\alpha_{t_0}}}{\xi G_{S_1}}\right) \quad (36)$$

Using the definition of $K_t(z)$ and substituting (36) in (35), we get the Lemma.

APPENDIX C

PROOF OF LEMMA 2: SECONDARY INTERFERENCE AT UES

The interference from the conditional secondary PPP is given as

$$I'_S = \sum_{\mathbf{y}_i \in \Phi_S} h_{\mathbf{y}_i} \mathbb{1} \left(\frac{y_i^{\alpha_{t_{\mathbf{y}_i}}}}{\overline{P_{S_i}} C_{t_{\mathbf{y}_i}}} > u^{\alpha_{t_0}} \right) \xi \overline{P_{S_i}} C_{t_{\mathbf{y}_i}} y_i^{-\alpha_{t_{\mathbf{y}_i}}} G_S(\theta_i).$$

I'_S can be split into interference from LOS and NLOS BSs in Φ_S as $I'_S = I'_{SL} + I'_{SN}$. Hence, the Laplace transform of I'_S can be expressed as product of Laplace transforms of I'_{SL} and I'_{SN} . Now, the Laplace transform of I'_{SL} is given as

$$\begin{aligned} \mathcal{L}_{I'_{SL}}(s) &= \mathbb{E} \left[\exp \left(-s \sum_{\mathbf{y}_i \in \Phi_{SL}} h_{\mathbf{y}_i} \mathbb{1} \left(\frac{y_i^{\alpha_L}}{\overline{P_{S_i}} C_L} > u^{\alpha_{t_0}} \right) \xi \overline{P_{S_i}} C_L y_i^{-\alpha_L} G_S(\theta_i) \right) \right] \\ &\stackrel{(a)}{=} \exp \left(-\lambda_S 2\pi \mathbb{E}_{P_S, \theta} \left[\int_0^\infty \left(1 - e^{-sh_{\mathbf{y}} \xi \overline{P_S} C_L y^{-\alpha_L} G_S(\theta)} \right) \mathbb{1} \left(\frac{y^{\alpha_L}}{\overline{P_S} C_L} > u^{\alpha_{t_0}} \right) p_L(y) y dy \right] \right) \end{aligned}$$

where (a) is due to PGFL of the PPP. Now using the transformation $y = v(\overline{P_S} C_L)^{1/\alpha_L}$, we get

$$\mathcal{L}_{I'_{SL}}(s) = \exp \left(-\lambda_S 2\pi \mathbb{E}_{P_S, \theta} \left[\int_0^\infty \left(1 - e^{-sh_{\mathbf{y}} \xi v^{-\alpha_L} G_S(\theta)} \right) \mathbb{1} (v^{\alpha_L} > u^{\alpha_{t_0}}) p_L(v(\overline{P_S} C_L)^{\frac{1}{\alpha_L}}) (\overline{P_S} C_L)^{\frac{2}{\alpha_L}} v dv \right] \right).$$

Now moving the expectation with respect to θ and $\overline{P_S}$ inside the integration, we get

$$\mathcal{L}_{I'_{SL}}(s) = \exp \left(-\lambda_S 2\pi \int_{u^{\alpha_L}}^\infty \mathbb{E}_\theta \left[1 - e^{-sh_{\mathbf{y}} \xi v^{-\alpha_L} G_S(\theta)} \right] K_L(v) v dv \right). \quad (37)$$

Now, using definition of a_k 's, the inner term can be written as

$$1 - \mathbb{E} \left[\exp(-sh_{\mathbf{y}} \xi v^{-\alpha_L} G_S(\theta)) \right] = \mathbb{E} \left[\frac{s \xi v^{-\alpha_L} G_S(\theta)}{1 + s \xi v^{-\alpha_L} G_S(\theta)} \right] = \sum_{k=1}^2 \frac{a_k}{1 + \xi^{-1} s^{-1} G_{S_k}^{-1} v^{\alpha_L}}. \quad (38)$$

Using (38) in (37), we get

$$\mathcal{L}_{I_{SL}}(s) = \exp \left(-\lambda_S 2\pi \int_{u^{\alpha_L}}^\infty \sum_{k=1}^2 \frac{a_k}{1 + \xi^{-1} s^{-1} G_{S_k}^{-1} v^{\alpha_L}} K_L(v) v dv \right).$$

Similarly $\mathcal{L}_{I'_{SN}}(s)$ can be computed. Multiplying the values of $\mathcal{L}_{I'_{SL}}(s)$ and $\mathcal{L}_{I'_{SN}}(s)$ and using the definition of $F_S(B, e)$, we get the Lemma.

APPENDIX D

PROOF OF LEMMA 3: PRIMARY INTERFERENCE AT UES

The primary interference is given as $I_P = \sum_{\mathbf{x}_i \in \Phi_P} h_{\mathbf{x}_i} P_P C_{t_{\mathbf{x}_i}} x_i^{-\alpha_{t_{\mathbf{x}_i}}} G_P(\theta_i)$. Similar to Appendix C, $\mathcal{L}_{I_P}(s) = \mathcal{L}_{I_{PL}}(s) \mathcal{L}_{I_{PN}}(s)$. Using the PPP's PGFL, $\mathcal{L}_{I_{PL}}(s)$ can be computed as

$$\mathcal{L}_{I_{PL}}(s) = \exp \left(-\lambda_P 2\pi \mathbb{E}_\theta \left[\int_0^\infty \left(1 - e^{-sh_{\mathbf{x}_i} P_P C_L x^{-\alpha_L} G_P(\theta)} \right) p_L(x) x dx \right] \right).$$

Now using the transformation $x = v(P_P C_L)^{1/\alpha_L}$, we get

$$\mathcal{L}_{I_{PL}}(s) = \exp \left(-\lambda_P 2\pi \mathbb{E}_{P_S, \theta} \left[\int_0^\infty \left(1 - e^{-sh_{\mathbf{x}_i} v^{-\alpha_L} G_P(\theta)} \right) p_L(v(P_P C_L)^{\frac{1}{\alpha_L}}) (P_P C_L)^{\frac{2}{\alpha_L}} v dv \right] \right).$$

Now, interchanging the order of expectation and integration and using $M_t(\cdot)$'s definition, we get

$$\mathcal{L}_{I_{PL}}(s) = \exp \left(-\lambda_P 2\pi \int_0^\infty \mathbb{E}_\theta \left[1 - e^{-sh_{\mathbf{x}} v^{-\alpha_L} G_P(\theta)} \right] M_L(v) v dv \right). \quad (39)$$

Now, using definition of b_k 's, the inner term can be written as

$$1 - \mathbb{E} \left[\exp \left(-sh_{\mathbf{x}} v^{-\alpha_L} G_P(\theta) \right) \right] = \mathbb{E} \left[\frac{sv^{-\alpha_L} G_P(\theta)}{1 + sv^{-\alpha_L} G_P(\theta)} \right] = \sum_{k=1}^2 \frac{b_k}{1 + s^{-1} G_{P_k}^{-1} v^{\alpha_L}}. \quad (40)$$

Using (40) in (39), we get $\mathcal{L}_{I_{PL}}(s) = \exp \left(-\lambda_S 2\pi \int_0^\infty \sum_{k=1}^2 \frac{b_k}{1 + s^{-1} G_{P_k}^{-1} v^{\alpha_L}} M_L(v) v dv \right)$.

Similarly $\mathcal{L}_{I_{PN}}(s)$ can be computed. Using the values of $\mathcal{L}_{I_{PL}}(s)$ and $\mathcal{L}_{I_{PN}}(s)$ and the definition of $F_P(B)$, we get the Lemma.

APPENDIX E

PROOF OF LEMMA 6: SECONDARY INTERFERENCE AT UE_P

Let us first consider I_{FS} which is given as

$$I_{FS}(s) = \sum_{t \in \{L, N\}} \sum_{\mathbf{y}_i \in \Phi_{S_t}} g_{\mathbf{y}_i} \mathbb{1} \left(C_{T_i} R_i^{-\alpha_{T_i}} > C_t y_i^{-\alpha_t} \right) \xi \overline{P_{S_i}} C_t y_i^{-\alpha_t} G_S(\theta_i) \quad (41)$$

where the indicator term denotes that only those secondary BSs are considered whose receiver power at their home primary user is greater than their received power at UE_P which means that UE_P is not the home primary user for these BSs. Now its Laplace transform is equal to

$$\begin{aligned} \mathcal{L}_{I_{FS}}(s) &\stackrel{(a)}{=} \prod_{t \in \{L, N\}} \mathbb{E} \left[\exp \left(-s \sum_{\mathbf{y}_i \in \Phi_{S_t}} g_{\mathbf{y}_i} \mathbb{1} \left(1/\overline{P_S} > C_t y_i^{-\alpha_t} \right) \xi \overline{P_{S_i}} C_t y_i^{-\alpha_t} G_S(\theta_i) \right) \right] \\ &\stackrel{(b)}{=} \prod_t \exp \left(-\lambda_S 2\pi \mathbb{E}_{\overline{P_S}, \theta} \left[\int_0^\infty \left(1 - e^{-sg_{\mathbf{y}} \xi \overline{P_S} C_t y^{-\alpha_t} G_S(\theta)} \right) \mathbb{1} \left(\overline{P_S} < C_t^{-1} y_i^{\alpha_t} \right) p_t(y) y dy \right] \right) \end{aligned}$$

where (a) is from independence of LOS and NLOS tiers and (b) is due to the PGFL of PPP. Now, using the transformation $y = v(\overline{P_S} C_t)^{1/\alpha_t}$, we get $\mathcal{L}_{I_{FS}}(s) =$

$$\begin{aligned} &\prod_t \exp \left(-\lambda_S 2\pi \mathbb{E}_{\overline{P_S}, \theta} \left[\int_0^\infty \left(1 - \exp \left(-sg_{\mathbf{y}} \xi v^{-\alpha_t} G_S(\theta) \right) \mathbb{1} (v > 1) \right) p_t(v(\overline{P_S} C_t)^{\frac{1}{\alpha_t}}) v(\overline{P_S} C_t)^{\frac{2}{\alpha_t}} dv \right] \right) \\ &\stackrel{(a)}{=} \prod_t \exp \left(-\lambda_S 2\pi \mathbb{E}_\theta \left[\int_1^\infty \left(1 - \exp \left(-sg_{\mathbf{y}} \xi v^{-\alpha_t} G_S(\theta) \right) \right) K_t(v) v dv \right] \right) \end{aligned}$$

where (a) is due to interchanging the integration and the expectation with respect to $\overline{P_S}$ and applying K_t 's definition. Now, using the MGF of $g_{\mathbf{y}}$ and the distribution of $G_S(\theta)$, we get

$$\mathcal{L}_{I_{FS}}(s) = \prod_t \exp \left(-\lambda_S 2\pi \int_1^\infty \sum_{k=1}^2 \frac{a_k}{1 + s^{-1} \xi^{-1} G_{S_k}^{-1} v^{\alpha_t}} K_t(v) v dv \right).$$

Now substituting $u = (s\xi G_{S_k})^{-1/\alpha_t} v$, we get

$$\mathcal{L}_{I_{\mathcal{F}_S}}(s) = \prod_t \exp \left(-\lambda_S 2\pi (s\xi G_{S_k})^{2/\alpha_t} \int_{(s\xi G_{S_k})^{-1/\alpha_t}}^{\infty} \sum_{k=1}^2 \frac{a_k}{1+u^{\alpha_{S_y}}} K_t \left((s\xi G_{S_k})^{1/\alpha_t} u \right) u du \right).$$

Using the definition of $E_{\mathcal{F}_S}(B, \xi)$, we get

$$\mathcal{L}_{I_{\mathcal{F}_S}}(s) = \exp \left(-\lambda_S \sum_{k=1}^2 a_k E_{\mathcal{F}_S}(sG_{S_k}, \xi) \right). \quad (42)$$

Now, let us consider I_{NS} which is given as

$$I_{NS}(s) = \sum_{t \in \{L, N\}} \sum_{i \in \Phi_{S_L}} g_{y_i} \left(1 - \mathbb{1} \left(C_{T_i} R_i^{-\alpha_{T_i}} > C_L y_i^{-\alpha_L} \right) \right) \xi G_S(\theta_i)$$

where the indicator term are exact opposite of the previous case and denotes that only those secondary BSs are considered whose receiver power at the their home primary user is not greater than their received power at UE_P. Note that the interference from each of these secondary BSs is equal to ξ . Hence, its Laplace transform is given as

$$\begin{aligned} \mathcal{L}_{I_{NS}}(s) &= \prod_{t \in \{L, N\}} \mathbb{E} \left[\exp \left(-s \sum_{i \in \Phi_{S_L}} g_{y_i} \mathbb{1} \left(C_{T_i} R_i^{-\alpha_{T_i}} < C_t y_i^{-\alpha_t} \right) \xi G_S(\theta_i) \right) \right] \\ &\stackrel{(a)}{=} \prod_{t \in \{L, N\}} \exp \left(-\lambda_S 2\pi \mathbb{E}_{\overline{P}_S, \theta} \left[\int_0^{\infty} \left(1 - \exp \left(-s g_y \xi G_S(\theta) \mathbb{1} \left(\frac{y^{\alpha_t}}{\overline{P}_S C_t} < 1 \right) \right) \right) p_t(y) y dy \right] \right) \end{aligned}$$

where (a) is due to PGFL of a PPP. Substituting $y = (\overline{P}_S C_t)^{1/\alpha_t} v$, we get $\mathcal{L}_{I_{NS}}(s) =$

$$\prod_{t \in \{L, N\}} \exp \left(-\lambda_S 2\pi \mathbb{E}_{\overline{P}_S, \theta} \left[\int_0^{\infty} \left(1 - e^{-s g_y \xi G_S(\theta)} \right) \mathbb{1} \left(v^{\alpha_t} < 1 \right) p_t \left((\overline{P}_S C_t)^{\frac{1}{\alpha_t}} v \right) (\overline{P}_S C_t)^{\frac{2}{\alpha_t}} v dv \right] \right).$$

Now using the MGF of exponential g_y and the PMF of $G_S(\theta)$, we get

$$\mathcal{L}_{I_{NS}}(s) = \exp \left(-\lambda_S 2\pi \left[\sum_{k=1}^2 \frac{a_k}{1 + (s\xi G_{S_k})^{-1}} \right] \left(\int_0^1 K_L(v) v dv + \int_0^1 K_N(v) v dv \right) \right). \quad (43)$$

Using (42) and (43), we get the Lemma.

REFERENCES

- [1] A. K. Gupta, A. Alkhatieb, J. G. Andrews, and R. W. Heath Jr, "Restricted secondary licensing in millimeter wave cellular system: How much gain can be obtained?" submitted to IEEE GLOBECOM.
- [2] Z. Pi and F. Khan, "An introduction to millimeter-wave mobile broadband systems," *IEEE Commun. Mag.*, vol. 49, no. 6, pp. 101–107, June 2011.
- [3] J. Andrews, S. Buzzi, W. Choi, S. Hanly, A. Lozano, A. Soong, and J. Zhang, "What will 5G be?" *IEEE J. Sel. Areas Commun.*, vol. 32, no. 6, pp. 1065–1082, June 2014.
- [4] F. Boccardi, R. Heath, A. Lozano, T. Marzetta, and P. Popovski, "Five disruptive technology directions for 5G," *IEEE Commun. Mag.*, vol. 52, no. 2, pp. 74–80, Feb. 2014.
- [5] S. Rangan, T. Rappaport, and E. Erkip, "Millimeter-wave cellular wireless networks: Potentials and challenges," *Proc. IEEE*, vol. 102, no. 3, pp. 366–385, March 2014.

- [6] S. Singh, M. Kulkarni, A. Ghosh, and J. Andrews, "Tractable model for rate in self-backhauled millimeter wave cellular networks," *IEEE J. Sel. Areas Commun.*, vol. PP, no. 99, pp. 1–1, 2015.
- [7] T. Bai and R. W. Heath Jr., "Coverage and rate analysis for millimeter wave cellular networks," *IEEE Trans. Wireless Commun.*, vol. 14, no. 2, pp. 1100–1114, Feb. 2015.
- [8] A. K. Gupta, J. G. Andrews, and R. W. Heath Jr., "On the feasibility of sharing spectrum licenses in mmWave cellular systems," *submitted to IEEE Trans. Commun.*, *arXiv preprint arXiv:1512.01290*, 2016.
- [9] FCC, "Spectrum policy task force," *ET Docket 02-135*, Nov. 2002.
- [10] S. Haykin, "Cognitive radio: brain-empowered wireless communications," *IEEE J. Sel. Areas Commun.*, vol. 23, no. 2, pp. 201–220, Feb 2005.
- [11] X. Kang, Y.-C. Liang, H. Garg, and L. Zhang, "Sensing-based spectrum sharing in cognitive radio networks," *IEEE Trans. Veh. Technol.*, vol. 58, no. 8, pp. 4649–4654, Oct. 2009.
- [12] C. Stevenson, G. Chouinard, Z. Lei, W. Hu, S. Shellhammer, and W. Caldwell, "IEEE 802.22: The first cognitive radio wireless regional area network standard," *IEEE Commun. Mag.*, vol. 47, no. 1, pp. 130–138, Jan. 2009.
- [13] I. F. Akyildiz, W.-Y. Lee, M. C. Vuran, and S. Mohanty, "NeXt generation/dynamic spectrum access/cognitive radio wireless networks: A survey," *Computer Networks*, pp. 2127–2159, 2006.
- [14] S. Stotas and A. Nallanathan, "Enhancing the capacity of spectrum sharing cognitive radio networks," *IEEE Trans. Veh. Technol.*, vol. 60, no. 8, pp. 3768–3779, Oct 2011.
- [15] C. Lima, M. Bennis, and M. Latva-aho, "Coordination mechanisms for self-organizing femtocells in two-tier coexistence scenarios," *IEEE Trans. Wireless Commun.*, vol. 11, no. 6, pp. 2212–2223, June 2012.
- [16] H. ElSawy and E. Hossain, "Two-tier HetNets with cognitive femtocells: Downlink performance modeling and analysis in a multichannel environment," *IEEE Trans. Mobile Computing*, vol. 13, no. 3, pp. 649–663, March 2014.
- [17] M. Khoshkholgh, K. Navaie, and H. Yanikomeroglu, "Outage performance of the primary service in spectrum sharing networks," *IEEE Trans. Mobile Computing*, vol. 12, no. 10, pp. 1955–1971, Oct. 2013.
- [18] T. V. Nguyen and F. Baccelli, "A stochastic geometry model for cognitive radio networks," *The Computer Journal*, vol. 55, no. 5, pp. 534–552, 2012.
- [19] J. Bae, E. Beigman, R. Berry, M. L. Honig, H. Shen, R. Vohra, and H. Zhou, "Spectrum markets for wireless services," in *Proc. IEEE DySPAN*, Oct 2008, pp. 1–10.
- [20] A. Guo and M. Haenggi, "Asymptotic deployment gain: A simple approach to characterize the SINR distribution in general cellular networks," *IEEE Trans. Commun.*, vol. 63, pp. 962–976, Mar. 2015.
- [21] R. K. Ganti and M. Haenggi, "Asymptotics and approximation of the SIR distribution in general cellular networks," *arXiv preprint arXiv:1505.02310v1*.
- [22] J. Kibilda, P. D. Francesco, F. Malandrino, and L. A. DaSilva, "Infrastructure and spectrum sharing tradeoffs in mobile networks," in *Proc. IEEE DySPAN*, Stockholm, Sweden, Sept. 2015, pp. 348–357.
- [23] S. Akoum, O. El Ayach, and R. W. Heath, "Coverage and capacity in mmwave cellular systems," in *Proc. ASILOMAR*, Pacific Grove, CA, 2012, pp. 688–692.
- [24] A. M. Hunter, J. G. Andrews, and S. Weber, "Transmission capacity of ad hoc networks with spatial diversity," *IEEE Trans. on Wireless Commun.*, vol. 7, no. 12, pp. 5058–5071, December 2008.
- [25] J. G. Andrews, A. K. Gupta, and H. S. Dhillon, "A primer on cellular network analysis using stochastic geometry," *submitted to IEEE Commun. Surveys Tuts.*, *arXiv preprint arXiv:1604.03183*, 2016.
- [26] H. L. Van Trees, "Optimum array processing (detection, estimation, and modulation theory, part iv)," *Wiley-Interscience, Mar*, no. 50, p. 100, 2002.
- [27] S. Singh, H. S. Dhillon, and J. G. Andrews, "Offloading in heterogeneous networks: modeling, analysis and design insights," *IEEE Trans. Wireless Commun.*, vol. 12, no. 5, pp. 2484 – 2497, May 2013.