

Effective Single Photon Decay Mode of Positronium Decay via Electroweak Interactions

Jesús Pérez-Ríos and Sherwin T. Love

Department of Physics and Astronomy, Purdue University, 47907 West Lafayette, IN, USA

(Dated: November 5, 2018)

We consider the decay of positronium to a neutrino-antineutrino accompanied by a single photon. Since the neutrino pair go undetected, this appears as a single photon decay of positronium. These decay channel are mediated through the exchange of the massive W and Z vector bosons of the electroweak interaction. After summing over the various neutrino channels, the standard model calculation yields the rate for such a single photon decay process of $\Gamma_{Ps \rightarrow \gamma} = 1.72 \times 10^{-19} \text{ s}^{-1}$.

I. INTRODUCTION

Positronium (Ps) is a metastable leptonic atom [1] composed of an electron and its antiparticle, the positron. This exotic atom resembles in many ways the hydrogen atom, but with bound state energy levels appearing at half of the energies due to its reduced mass being half of the electron mass. The existence of Ps was firstly postulated by Mohorovicic in 1934 [2] and finally observed in 1951 by Deutsch [3]. As in the case of the hydrogen atom, two Ps can form a molecular bound state, leading to a hydrogen-like molecule but with a leptonic nature Ps_2 , which was predicted in the 40's by Wheeler [4], and recently observed [5]. Different decay channels of both positronium and molecular positronium Ps_2 have been addressed in the framework of QED [6–9].

Just as the case with the Hydrogen atom, Ps possesses two different spin states, a singlet state which is called parapositronium (p-Ps), and the triplet state called orthopositronium (o-Ps). Within the strict confines quantum electrodynamics (QED), which preserves charge conjugation symmetry, the p-Ps state can only decay into an even number of photons, while o-Ps decays to an odd number of photons [10]. The vast majority of the decay modes of Ps which are allowed within pure QED, both the dominant modes as well as more exotic decay channels, have been computed [9]. For the dominant modes the calculations have been extended to include higher order QED radiative corrections. The inclusion of the electroweak interaction which are mediated by the exchange of the massive vector W and Z bosons allows for additional decay modes such as those involving neutrinos which are absent in pure QED analysis. For instance, o-Ps can decay into two neutrinos leading to an invisible channel [9, 11] which has been experimentally investigated [12]. However, the influence of the electroweak interaction into the decay modes of p-Ps remain unexplored.

In this work, we report on the calculation of the decay mode of p-Ps into a neutrino-antineutrino plus a single photon. Since the neutrino pair goes undetected, this appears experimentally as a single photon decay channel. The studied decay mode involves the exchange of massive vector bosons of the electro-weak interaction and as such cannot arise within pure QED. The energy of the

photon emitted in this mode exhibits a continuous spectra of energy between zero and m_e . The process can shed some additional light on the influence of the electroweak interaction in leptonic bound states, as well constituting another novel decay channel for the completeness of the decay chart of Ps.

II. SINGLE PHOTON DECAY MODE OF PS

The annihilation of Ps into a neutrino-antineutrino plus a single photon is a consequence of the electroweak interaction. Through the exchange of the massive W and Z vector bosons, the electrons and positrons comprising the positronium can produce a neutrino-antineutrino pair which can be accompanied by the emission of the photon off the incident electron or positron. To secure the single photon total rate (here denoted by $\text{Ps} \rightarrow \gamma$), we compute the contributions from each of the possible final states involving each of the three species of neutrinos (ν_e, ν_μ, ν_τ) and add the rates incoherently. For the final state containing the photon plus the $\nu_e - \bar{\nu}_e$ pair, the relevant Feynman diagrams with the final state photon emitted off the incident electron leg are displayed in Fig. 1. In addition, there are the analogous graphs with the outgoing photon emitted from the positron line which are not displayed. The process with the $\nu_e \bar{\nu}_e \gamma$ final state includes both t -channel W boson exchange (Fig. 1a) and s -channel Z boson exchange (Fig. 1b). In addition, the photon can also be emitted off the internal charged W line as shown in Fig. 2, but its contribution to the amplitude is further suppressed by $\frac{m_e^2}{M_W^2}$, with m_e and M_W the electron and W masses respectively, and is thus neglected. For the $\nu_\mu \bar{\nu}_\mu \gamma$ and $\nu_\tau \bar{\nu}_\tau \gamma$ final states, only the s -channel Z boson exchange displayed in Fig 1b contributes. Here again, there are the analogous graphs with the photon emitted off the positron line which are not explicitly displayed. The W exchange diagram of Fig. 1a does not contribute in either of these cases. The energy-momentum of the incoming electron and positron are labeled as p_1, p_2 respectively, while the outgoing neutrino and antineutrino are labeled as p_3 and p_4 respectively and the emitted photon 4-momentum is denoted by k . Here, the energy-momentum vectors are represented as (E, \vec{p}) and $\alpha \simeq 1/137$ is the fine structure

constant. We work throughout using natural units ($\hbar = c = 1$). Throughout the calculation, the tiny mass of the neutrinos is neglected and they are treated as massless.

The decay rate of a bound positronium state into each particular mode, $\Gamma_{Ps \rightarrow \nu_l \bar{\nu}_l \gamma}$; $l = e, \nu, \tau$, can be expressed in terms of the cross section, $\sigma(e^+e^- \rightarrow \nu_l \bar{\nu}_l \gamma)$; $l = e, \mu, \tau$, associated with the process $e^-e^- \rightarrow \nu_l \bar{\nu}_l \gamma$; $l = e, \mu, \tau$ in which the e^+, e^- constituents of the bound state as a free particles. So doing, the decay rate for the single photon decay mode of Ps is then given by

$$\begin{aligned} \Gamma_{Ps \rightarrow \gamma} &= \sum_{l=e, \mu, \tau} \Gamma_{Ps \rightarrow \nu_l \bar{\nu}_l \gamma} \\ &= \sum_{l=e, \mu, \tau} 4v_{rel} |\Psi_{Ps}(0)|^2 \sigma_{e^+e^- \rightarrow \nu_l \bar{\nu}_l \gamma}, \end{aligned} \quad (1)$$

where $|\Psi_{Ps}(0)|^2$ denotes the probability of finding the electron and positron in the same point of space and v_{rel} is the relative velocity of the colliding e^+e^- pairs. Here the electron-positron annihilation cross sections $\sigma_{e^+e^- \rightarrow \gamma \nu_l \bar{\nu}_l}$ is

$$\begin{aligned} \sigma_{e^+e^- \rightarrow \gamma \nu_l \bar{\nu}_l} &= \frac{1}{4m_e^2 v_{rel}} \int \frac{d^3 p_3}{2(2\pi)^3 |\vec{p}_3|} \\ &\int \frac{d^3 p_4}{2(2\pi)^3 |\vec{p}_4|} \int \frac{d^3 k}{2(2\pi)^3 |\vec{k}|} \\ &(2\pi)^4 \delta^{(4)}(p_1 + p_2 - p_3 - p_4 - k) < |\mathcal{T}|^2 >, \end{aligned} \quad (2)$$

where $< |\mathcal{T}|^2 > = \frac{1}{4} \sum_{s_1, s_2, s_3, s_4} |\mathcal{T}|^2$ is the totally spin averaged square of the transition matrix element \mathcal{T} obtained by averaging over the initial e^- and e^+ spins (s_1 and s_2 respectively) and summing over the undetected final state neutrino and antineutrino spins (s_3 and s_4 respectively). Eq. (2) includes the Lorentz invariant phase-space factors, as well as the energy-momentum conservation (which is guaranteed by the δ functions). Ps has a binding energy of 6.8 eV, which gives an upper bound to the momentum of the leptons involved in the decay of Ps. These values are negligible in comparison with the rest mass energy of those leptons, m_e . Thus, the initial energy-momentum vectors are taken as $(m_e, 0, 0, 0)$. Using this approximation and applying the momentum conservation through the delta function, the integral over $d^3 p_4$ in Eq. (2) is performed, yielding

$$\begin{aligned} \sigma_{e^+e^- \rightarrow \gamma} &= \frac{1}{4m_e^2 v_{rel} 2^8 \pi^5} \int \frac{d^3 p_3}{|\vec{p}_3|} \frac{1}{|\vec{p}_3 + \vec{k}|} \int \frac{d^3 k}{|\vec{k}|} \\ &\delta\left(2m_e - |\vec{p}_3| - |\vec{p}_3 + \vec{k}| - |\vec{k}|\right) < |\mathcal{T}|^2 >. \end{aligned} \quad (3)$$

This expression can be further simplified integrating over the angular degrees of freedom of $|\vec{p}_3|$ by virtue of the

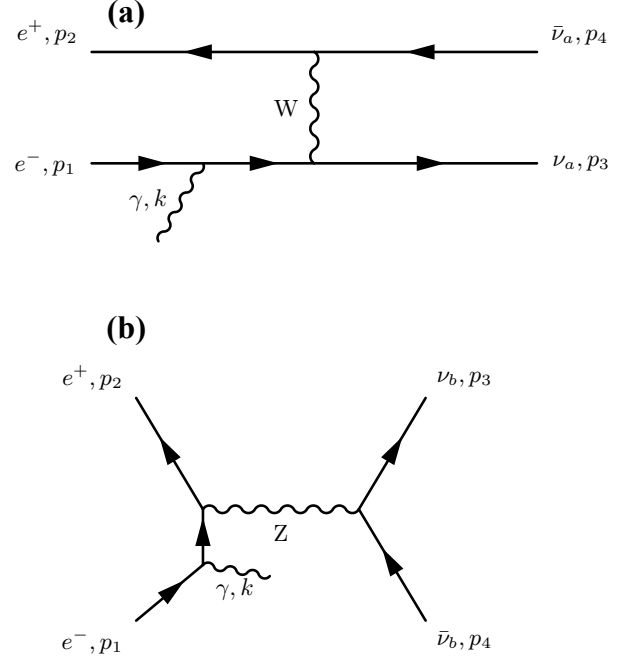


FIG. 1. Feynman diagrams contributions to the annihilation process $e^+e^- \rightarrow \nu_l \bar{\nu}_l \gamma$, with $l = e, \mu, \tau$. Both figures (a) and (b) contribute to the case $l = e$, while only figure (b) contributes to the cases $l = \mu, \tau$. In addition to these graphs, there are also the graphs where the outgoing photon is emitted off the positron leg.

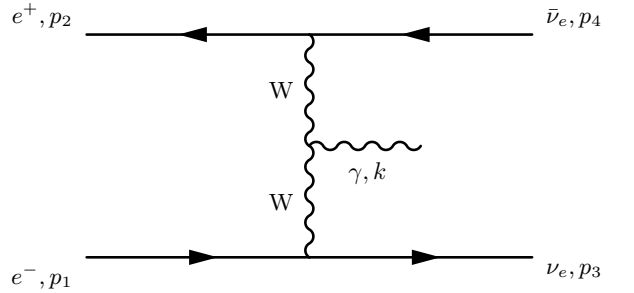


FIG. 2. Feynman diagram contributing to $\sigma(e^+e^- \rightarrow \nu_e \bar{\nu}_e \gamma)$ process which involves the exchange of two W bosons. The contribution from this graph is thus highly suppressed and is neglected in our analysis.

kinematic constrains present in the delta function resulting in

$$\sigma_{e^+e^- \rightarrow \gamma} = \frac{1}{4m_e^2 v_{rel} 2^7 \pi^4} \int_0^{m_e} \frac{d^3 k}{|\vec{k}|^2} \int_{m_e - |\vec{k}|}^{m_e} d|\vec{p}_3| < |\mathcal{T}|^2 >. \quad (4)$$

Finally, the angular degrees of freedom of \vec{k} are integrated, leading to the final form for the cross section for electron-positron annihilation into one single photon

$$\sigma_{e^+e^- \rightarrow \gamma} = \frac{1}{4m_e^2 v_{rel} 2^5 \pi^3} \int_0^{m_e} d|\vec{k}| \int_{m_e - |\vec{k}|}^{m_e} d|\vec{p}_3| \langle |\mathcal{T}|^2 \rangle. \quad (5)$$

The relevant T matrix element is secured from the Feynman graphs of Fig. 1 and the analogous graphs with the photon emitted off the positron leg. Since the momentum transfer is far smaller than the W and Z masses, it can be neglected in the W and Z boson propagators. So doing and working in Feynman gauge, one finds

$$\begin{aligned} \mathcal{T} = \sum_{\lambda=1,2} i \frac{e^3 G_F}{\sqrt{2}} & \left[\delta_{l,e} \bar{v}(p_2, s_2) \gamma^\alpha (1 - \gamma_5) v_e(p_4, s_4) \right. \\ & \bar{u}_e(p_3, s_3) \gamma_\alpha (1 - \gamma_5) \frac{\not{p}_1 - \not{k} + m_e}{(p_1 - k)^2 - m_e^2} \gamma^\nu \epsilon_\nu^*(k, \lambda) u(p_1, s_1) \\ & + \bar{u}(p_3, s_3) \gamma^\alpha \frac{1 - \gamma_5}{2} v(p_4, s_4) \\ & \left(\bar{v}(p_2, s_2) \left(-\frac{1}{2} + \sin^2 \theta_W \right) \gamma_\alpha (1 - \gamma_5) \right. \\ & \frac{\not{p}_1 - \not{k} + m_e}{(p_1 - k)^2 - m_e^2} \gamma^\nu \epsilon_\nu^*(k, \lambda) u(p_1, s_1) \\ & + \bar{v}(p_2, s_2) \sin^2 \theta_W \gamma_\alpha (1 + \gamma_5) \\ & \left. \left. \frac{\not{p}_1 - \not{k} + m_e}{(p_1 - k)^2 - m_e^2} \gamma^\nu \epsilon_\nu^*(k, \lambda) u(p_1, s_1) \right) \right]. \quad (6) \end{aligned}$$

where the slash notation, *i.e.*, $\not{p} = \gamma^\nu p_\nu$ has been employed and we have summed over the polarizations of the final state photon. Here $G_F = \frac{2\sqrt{2}\pi^2 \alpha^2}{\sin^2 \theta_W M_W^2}$ is the Fermi constant which has the numerical value $1.17 \times 10^{-5} \text{ GeV}^{-2}$ and $\sin \theta_W \simeq 0.24$ is the weak mixing Weinberg angle. We employ the Dirac γ matrix conventions as is defined in Ref. [10]. The diagrams with the outgoing photon emitted from the positron leg has the analogous structure except for the replacement the fermionic propagator $\frac{\not{p}_1 - \not{k} + m_e}{(p_1 - k)^2 - m_e^2}$ with the propagator $\frac{-\not{p}_2 + \not{k} + m_e}{(-p_2 + k)^2 - m_e^2}$. The coefficient $\delta_{l,e}$ guarantees that the W exchange graph only contributes to the $\nu_e \bar{\nu}_e \gamma$ final state.

With the amplitude \mathcal{T} in hand, the spin averaged transition probability can be extracted by standard techniques. To do so, we employ Mathematica [13]. However, before calculating the total cross section, let us first consider the differential cross section

$$\frac{d\sigma(e^+e^- \rightarrow \gamma)}{d|\vec{k}|} = \sum_{l=e,\mu,\tau} \frac{d\sigma(e^+e^- \rightarrow \nu_l \bar{\nu}_l \gamma)}{d|\vec{k}|}, \quad (7)$$

which in the present case represents the probability to have a collision per unit of area and energy of the emitted photon. It's integral over the photon momentum magnitude gives the total cross section as

$$\sigma_{e^+e^- \rightarrow \gamma} = \int_0^{m_e} d|\vec{k}| \frac{d\sigma(e^+e^- \rightarrow \gamma)}{d|\vec{k}|}. \quad (8)$$

The differential cross section is displayed in Fig. 3. The cross section is relatively flat as a function of the photon energy peaking when the energy of the photon is $2m_e/3$, which is represented as the red-dashed line in Fig. 3. In other words, the most probable energy of the photon emitted will be $2m_e/3$.

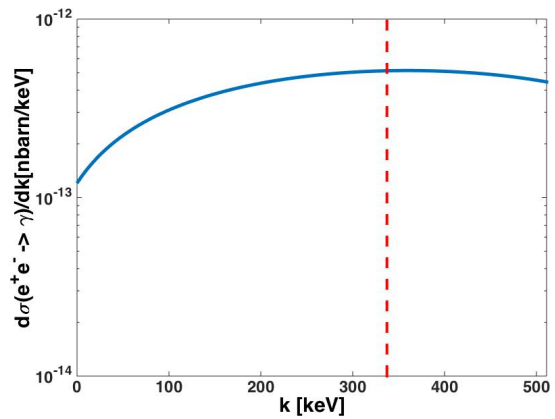


FIG. 3. Differential cross section for the process $e^+e^- \rightarrow \gamma$ as a function of the energy of the emitted photon. The red-dashed line represents the photon energy leading to the maximum probability of collision.

Finally, integrating the differential cross section from $[0, m_e]$ as instructed by Eq.(8) yields the total cross section of the decay mode $e^+e^- \rightarrow \gamma$ which is then employed in the calculation of the decay rate of $\text{Ps} \rightarrow \gamma$ yielding

$$\Gamma_{\text{Ps} \rightarrow \gamma} = |\Psi_{\text{Ps}}(0)|^2 \frac{370.8 \times G_F^2 m_e^2 e^6}{2^7 \pi^3}, \quad (9)$$

Using $|\Psi_{\text{Ps}}(0)|^2 = m_e^3 \alpha^3 / (8\pi)$ gives a decay rate of $\Gamma_{\text{Ps} \rightarrow \gamma} = 1.72 \times 10^{-19} \text{ s}^{-1}$. This value is roughly the same order as for the $\nu \bar{\nu}$ (invisible) mode for o-Ps [9].

III. CONCLUSIONS

Due to the presence of the electroweak interactions, additional decay modes become available for the positronium atom. In the present work, we addressed what is effectively the single photon decay mode of parapositronium, which emerges from the $\nu_l \bar{\nu}_l \gamma$; $l = e, \nu, \tau$ final states and the non observation of the outgoing neutrinos and antineutrinos. These processes become operational

due to the exchange of W and Z massive vector bosons. The study of this decay aids in elucidating the role of the electroweak interaction in the decay of Ps. Since this mode involves the emission of a single photon, it has a somewhat unique signature which in principle may be detected. The calculated decay rate is $\Gamma_{Ps \rightarrow \gamma} = 1.72 \times 10^{-19} \text{ s}^{-1}$, which is experimentally challenging, is comparable to the previously reported electroweak mediated decays in orthopositronium but without the photon emission.

The decay mode presented will be also present in the decay of other exotic atoms, such as true muonium; the

bound state of a muon and anti-muon. For this bound state, the analogous single decay rate for will be at enhanced by a factor of $\sim 8 \times 10^6$ due to the heavier mass of the muon with respect to the electron.

IV. ACKNOWLEDGEMENTS

The work of J. P.-R. was supported by the Department of Energy, Office of Science, under Award Number de-sc0010545.

-
- [1] M. Charlton and J. W. Humberston, *Positron Physics* (Cambridge Univ. Press., Cambridge, 2001).
 - [2] A. Rich, Rev. Mod. Phys. **53**, 127 (1981).
 - [3] M. Deutsch, Phys. Rev. **82**, 455 (1951).
 - [4] J. A. Wheeler, Ann. NY Acad. Sci. **48**, 219 (1946).
 - [5] D. B. Cassidy and A. P. J. Mills, Nature **449**, 195 (2007).
 - [6] A. M. Frolov, Phys. Rev. A **80**, 014502 (2009).
 - [7] M. Puchalki and A. Czarnecki, Phys. Rev. Lett. **101**, 183001 (2008).
 - [8] J. Pérez-Ríos, S. T. Love, and C. H. Greene, Europhys. Lett. **109**, 63002 (2015).
 - [9] A. Czarnecki and S. Karshenboim, in *Proceedings of the 14th International Workshop on High Energy Physics and Quantum Field Theory (QFTHEP 99)*, edited by B. B. Levchenko and I. Savrin (MSUPress, Moscow, Russia, 1999) pp. 538–544.
 - [10] M. E. Peskin and D. V. Schroeder, *An Introduction to Quantum Field Theory* (Westvie Press, 1995).
 - [11] J. Govaerts and M. V. Caille, Phys. Lett. B **381**, 451 (1996).
 - [12] A. Badertscher, P. Crivelli, W. Fetscher, U. Gendotti, S. N. Gninko, V. Postoev, A. Rubbia, V. Samoylenko, and D. Sillou, Phys. Rev. D **75**, 032004 (2007).
 - [13] *Mathematica*, Wolfram Research, Inc., Champaign, Illinois, version 8.0 ed. (2010).