

Min-max piecewise constant optimal control for multi-model linear systems

Félix A. Miranda, Fernando Castaños and Alexander Poznyak

March 26, 2021

Abstract

The present work addresses a finite-horizon linear-quadratic optimal control problem for uncertain systems driven by piecewise constant controls. The precise values of the system parameters are unknown, but assumed to belong to a finite set (i.e., there exist only finitely many possible models for the plant). Uncertainty is dealt with using a min-max approach (i.e., we seek the best control for the worst possible plant). The optimal control is derived using a multi-model version of Lagrange’s multipliers method, which specifies the control in terms of a discrete-time Riccati equation and an optimization problem over a simplex. A numerical algorithm for computing the optimal control is proposed and tested by simulation.

1 Introduction

Multi-model dynamical systems arise in several areas of control: Some times as a result of the uncertainty in the system parameters and some times when the original model is largely complicated and needs to be divided into subsystems, each of which characterizes an important feature in some region of the parameter or the state space.

For this class of models, the optimal control problem can be formulated in such a way that an operation of maximization is taken over the set of uncertainties and an operation of minimization is taken over the control strategies. This is known as a min-max optimal control problem [1]. In this approach, the original system model is replaced by a finite set of dynamic models such that each model describes a particular uncertain case.

The multi-model min-max optimal control problem has been considered in several works like [2, 3, 4, 5, 6, 7], to name a few. The purpose in these references is to obtain a control signal $u(\cdot)$ which guarantees that the cost does not exceed the “worst cost” incurred by the plant realizing the “worst parameters”. This problem was solved in [3] using the so-called robust maximum principle. On the other hand, the multi-model control problem was studied in [4] from a dynamic-programming perspective, and a natural relationship between dynamic

programming and the robust maximum principle was established for a class of linear-quadratic (LQ) problems.

In references [5] and [7] a min-max control problem is solved using a Model Predictive Control (MPC) approach, where the cost functional is considered with a polyhedral norm (a p -norm with $p = 1$ or ∞). As reported in [5], there is no efficient technique for finding the solution of quadratic cost problems ($p = 2$). The case of norm $p = 2$ is treated in [6] following a MPC view point for the case of unidimensional control ($m = 1$), where the authors obtain a characterization of the optimal control in terms of the possible location of the optimal solution, resulting in a combinatorial problem whose size grows exponentially with the number of plants.

The multi-model control problem is also relevant when the designer is not only concerned about optimizing control effort, but it is interested in optimizing communication bandwidth as well. Bandwidth optimization is common in applications belonging to the field of networked control systems, where the controller is not completely dedicated to the plant or it does not have full access to the network resources at every time (see e.g. [8, 9]). The communication constraint leads to the consideration of a particular set of admissible controls, given by piecewise constant functions on the interval $[t_0, t_N]$, which in general are not uniformly spaced in time. Non-uniformity is motivated by the fact that, in terms of bandwidth optimization, a uniform sampling is not necessarily a “good” choice [10]. Non-uniform switching sequences also appear in the field of compressed sampling [11, 12, 13], where there is a given number m of samples which, in general, are not uniformly spaced in time either. The objective is to recover the full signal in the receptor side. This technique has shown to be promising in band-limited networked control applications [14].

Motivated by the applications described above, we restrict the control actions to the class of piecewise constant functions of time. We also assume that the sequence of switching times is known *a priori*, inasmuch as the choice of the switching times can be carried out independently from the choice of the control levels when performing bandwidth optimization [15, 16].

The purpose of this paper is to derive an optimal min-max control strategy in an *analytical* fashion, for the case when parametric uncertainty belongs to a finite set. That is, when there is a finite set of possible models (see Remark 2). The LQ optimal control problem is stated formally in Section 2. Motivated by the piecewise constant nature of the control laws, the problem will be reformulated in a discrete-time context.

Main Contribution. Theorem 1 in Section 3.2 states the solution to the LQ problem. Using convex analysis and generalized gradients, a discrete-time extended Riccati equation is obtained. The equation is parametrized by μ , a vector whose elements are convex multipliers for the costs incurred by the individual plants. To compute the optimal control, a maximization problem constrained to a finite dimensional simplex has to be solved for μ . Additionally, it is shown that a complementary slackness condition holds between μ and the

individual costs.

In Section 3.3 we propose a numerical algorithm to find μ and the corresponding optimal control, this algorithm can be used in conjunction with MPC. It is based on the classical gradient with projection approach, but the gradient is approximated using Kiefer-Wolfowitz algorithm [17]. The complementary slackness condition turns out to be critical in deciding a practical stopping criterion for the numerical algorithm.

Finally, we present numerical examples illustrating the usefulness of Theorem 1, the feasibility of the numerical algorithm and the soundness of the min-max paradigm when confronted to multi-models.

2 Problem Formulation

Consider the following general continuous-time linear system with parametric uncertainty:

$$\dot{x}(t) = A^\alpha(t)x(t) + B^\alpha(t)u(t), \quad x(t_0) = x_0, \quad \alpha \in \mathcal{A}, \quad t \in [t_0, t_N], \quad (2.1)$$

where $x(t) \in \mathbb{R}^n$ is the system state vector and $u(t) \in \mathbb{R}^m$ is the control input. The actual realization of the system and input matrices $A^\alpha(t)$ and $B^\alpha(t)$ is unknown, but these belong to a known finite set which is indexed by α . In other words, equation (2.1) describes one realization taken out from a finite set of possible systems. The index α is taken to be constant, *but unknown*, through all the process lifetime, i.e., from t_0 until t_N . For a fixed $\alpha \in \mathcal{A}$, we will denote the solution of (2.1) by $x^\alpha(t)$.

2.1 Admissible Controls

The family of admissible controls takes a stepwise form. This is motivated by some applications in networked control systems. For example, when passing through a digital band-limited communication channel, the control input u may only take a finite number of changes (switches) on its levels over the whole interval $[t_0, t_N]$. Let the times at which these switches occur be given by a monotonically increasing sequence¹

$$\delta = \{t_0, t_1, \dots, t_{N-1}\}, \quad (2.2)$$

where δ is bounded by t_N . The set of admissible controls is given by

$$\mathcal{U}_{\text{ad}}^\delta = \left\{ u : [t_0, t_N] \rightarrow \mathbb{R}^m \mid u(t) = \sum_{k=0}^{N-1} \chi_{[t_k, t_{k+1})}(t)v_k, \right. \\ \left. t_k \in \delta, v_k \in \mathbb{R}^m, k = 0, \dots, N-1 \right\} \quad (2.3)$$

¹Note that, since the controller is updated at most $N-1$ times, a reduction on N directly translates into a reduction of the required band-width of the communication channel.

with

$$\chi_{[t_k, t_{k+1})}(t) = \begin{cases} 1, & \text{if } t \in [t_k, t_{k+1}) \\ 0, & \text{otherwise} \end{cases}$$

the characteristic function of the interval $[t_k, t_{k+1})$ and v_k the value of $u(t)$ when $t \in [t_k, t_{k+1})$. It is worth mentioning that the switching sequences δ that are taken under consideration are non uniform in general. The reason is that, regarding minimal bandwidth consumption, a uniform sampling is not always the best choice (see e.g. [10] and Remark 1 below).

2.2 Problem Statement

Associated to (2.1), we consider the quadratic cost functional

$$J^\alpha(u) = \frac{1}{2} x^\alpha(t_N)^\top G x^\alpha(t_N) + \frac{1}{2} \int_{t=0}^{t_N} x^\alpha(t)^\top Q(t) x^\alpha(t) + u(t)^\top R(t) u(t) dt, \quad (2.4)$$

where the usual positiveness conditions are assumed:

$$G = G^\top \geq 0, \quad Q(t) = Q(t)^\top \geq 0 \quad \text{and} \quad R(t) = R(t)^\top \geq \varepsilon I \quad (2.5)$$

for all $t \in [t_0, t_N]$ and some $\varepsilon > 0$.

The optimization problem consists in finding a control action $u^*(\cdot) \in \mathcal{U}_{\text{ad}}^\delta$ that provides a “good” behavior for all systems from the given collection of models (2.1), including the “worst” case. The resulting control strategy is applied to (2.1), regardless of the actual α -realization. We state this formally as the min-max optimization problem

$$\begin{aligned} & \text{minimize } J(u) \\ & \text{subject to } u(\cdot) \in \mathcal{U}_{\text{ad}}^\delta, \end{aligned} \quad (2.6)$$

where $J(u) = \max_{\alpha \in \mathcal{A}} J^\alpha(u)$ subject to (2.1) (see, e.g., [4] and [1]).

Remark 1. All admissible controls $u(\cdot)$ clearly depend on the switching sequence δ but, as it is noted in [15] and [16], it is possible to perform optimization in two stages: First, seek an optimal switching sequence δ and then look for an optimal control input for the given switching sequence. We focus on the second stage, so it is assumed that the switching sequence is given a priori.

Remark 2. It is worth to mention that, for the case when the set of considered uncertainties is a compact polyhedron (i.e., we have a infinite number of possible realizations of (2.1)), and the map $\alpha \mapsto J^\alpha(u)$ is convex, the problem is reduced to study only those uncertainties what belongs to the set of extreme points of the polyhedron (i.e., its vertices) [18, Theorem 3.4.7]. In this case the problem falls in our setting (see [6] for an application of this fact).

The stepwise nature of the control motivates the use of a discrete-time approach, using δ as the sampling time-sequence. Indeed, the problem is finite-dimensional, since it is only necessary to find N values of the control signal. Now, let

$$v = [v_0^\top \ \cdots \ v_{N-1}^\top]^\top \in \mathbb{R}^{mN} \quad (2.7)$$

be the decision vector and allow us construct the vector x^α , obtained by appending each point of the resulting discrete-time orbit,

$$x^\alpha = [x_1^{\alpha\top} \ x_2^{\alpha\top} \ \cdots \ x_N^{\alpha\top}]^\top \in \mathbb{R}^{nN} .$$

The discrete-time representation of problem (2.6) is thus

$$\text{minimize } \bar{J}(v, x, x_0) , \quad (2.8)$$

where the discrete costs are given by

$$\bar{J}(v, x, x_0) = \max_{\alpha \in \mathcal{A}} \bar{J}^\alpha(v, x^\alpha, x_0)$$

subject to

$$x_{k+1}^\alpha = \Phi_k^\alpha x_k^\alpha + \Gamma_k^\alpha v_k , \quad x_0^\alpha = x_0 , \quad \alpha \in \mathcal{A} , \quad k = 0, \dots, N-1$$

with

$$\bar{J}^\alpha(v, x^\alpha, x_0) = \frac{1}{2} x_N^{\alpha\top} G x_N^\alpha + \frac{1}{2} \sum_{k=0}^{N-1} [x_k^{\alpha\top} \Pi_k^\alpha x_k^\alpha + 2x_k^{\alpha\top} \Theta_k^{\alpha\top} v_k + v_k^\top \Psi_k^\alpha v_k] . \quad (2.9)$$

To alleviate the notation, we will denote the cost functional $\bar{J}^\alpha(v, x^\alpha, x_0)$ simply by $\bar{J}^\alpha(v, x^\alpha)$, bearing in mind the dependence of the initial condition in the cost².

It is straightforward to verify that the weighting matrices in (2.9) are

$$\begin{aligned} \Gamma^\alpha(t, t_k) &:= \int_{t_k}^t \Phi^\alpha(t, \tau) B^\alpha(\tau) d\tau \in \mathbb{R}^{n \times m} , \\ \Pi_k^\alpha &:= \int_{t_k}^{t_{k+1}} \Phi^\alpha(t, t_k)^\top Q(t) \Phi^\alpha(t, t_k) dt \in \mathbb{R}^{n \times n} , \\ \Theta_k^\alpha &:= \int_{t_k}^{t_{k+1}} \Gamma^\alpha(t, t_k)^\top Q(t) \Phi^\alpha(t, t_k) dt \in \mathbb{R}^{m \times n} , \\ \Psi_k^\alpha &:= \int_{t_k}^{t_{k+1}} (\Gamma^\alpha(t, t_k)^\top Q(t) \Gamma^\alpha(t, t_k) + R(t)) dt \in \mathbb{R}^{m \times m} , \\ \Gamma_k^\alpha &:= \Gamma^\alpha(t_{k+1}, t_k) \end{aligned}$$

and $\Phi_k^\alpha := \Phi^\alpha(t_{k+1}, t_k)$ with $\Phi^\alpha(t, t_0)$ the state transition matrix for the α -system (2.1). Notice that $\Pi_k^\alpha = \Pi_k^{\alpha\top} \geq 0$ and $\Psi_k^\alpha = \Psi_k^{\alpha\top} > 0$ for all $k = 0, \dots, N-1$.

²Moreover, we will write in (3.3) the cost as a function of v only, to reflect the fact that x^α depends on v through the constraint equations.

3 Solution to the Min-Max Problem

3.1 Multi-model method of Lagrange multipliers

Recall that, in the classical discrete-time LQ problem (i.e., when \mathcal{A} is a singleton, $\mathcal{A} = \{1\}$), the optimal control can be obtained using the Lagrange multipliers framework [19, ch. 8]. The following lemma states that the framework is still valid, *mutatis mutandis*, for the discrete-time multi-model case.

Lemma 1. *Let (v^*, x^*) be an optimal pair solution of (2.8), then the following conditions are satisfied:*

$$0 \in \text{conv}\{\nabla_v L^\alpha(v^*, x^*, \lambda^\alpha) : \alpha \in I(v^*)\} \quad (3.1a)$$

$$0 = \nabla_x L^\alpha(v^*, x^*, \lambda^\alpha) \text{ for all } \alpha \in I(v^*) \quad (3.1b)$$

$$0 = \nabla_\lambda L^\alpha(v^*, x^*, \lambda^\alpha) \text{ for all } \alpha \in I(v^*) , \quad (3.1c)$$

where conv denotes convex closure and $L^\alpha : \mathbb{R}^{mN} \times \mathbb{R}^{nN} \times \mathbb{R}^{nN} \rightarrow \mathbb{R}$ denotes the Lagrangian of the problem, that is,

$$L^\alpha(v, x^\alpha, \lambda^\alpha) = \bar{J}^\alpha(v, x^\alpha) + \lambda^{\alpha\top} g^\alpha(v, x^\alpha) \quad (3.2)$$

with

$$\begin{aligned} g^\alpha(v, x^\alpha) &= [g_0^{\alpha\top}(v, x^\alpha), \dots, g_{N-1}^{\alpha\top}(v, x^\alpha)]^\top \in \mathbb{R}^{nN} \\ g_k^\alpha(v, x^\alpha) &= -x_{k+1}^\alpha + \Phi_k^\alpha x_k^\alpha + \Gamma_k^\alpha v_k . \end{aligned}$$

$I(v)$ denotes the set of indices where \bar{J}^α reaches the maximum value (with v fixed), i.e.,

$$I(v) = \{\alpha \in \mathcal{A} : \bar{J}^\alpha(v, x^\alpha) = \bar{J}(v, x)\} .$$

Proof. In order to make the proof easier to follow, we introduce the function

$$W^\alpha(v) := \bar{J}^\alpha(v, x^\alpha(v)) , \quad (3.3)$$

where we are exploiting the fact that x^α is a function of v through the restriction equations. Indeed, is easy to see that for each v , x^α is uniquely defined by the constraint $g^\alpha(v, x^\alpha) = 0$. Moreover, $W^\alpha(\cdot)$ is again convex since it is the composition of an affine and a convex function.

Our immediate goal is to derive necessary conditions for optimality of the problem

$$\text{minimize: } \bar{J}(v, x) ,$$

which is equivalent to

$$\text{minimize } W(v) \quad (3.4)$$

with $W(v) = \max_{\alpha \in \mathcal{A}} W^\alpha(v)$. Note that W is obtained by choosing the maximum among a finite set of functions, so it is in general a non-smooth function, even in the case where each $W^\alpha(v)$ is smooth.

Is well know [20, p. 70] that a necessary condition for optimality of (3.4) is $0 \in \partial_c W(v^*)$, where $\partial_c W$ denotes the convex subdifferential of W at v^* ³. The subdifferential of the max function has been reported in the literature (see e.g. [20, p. 49]) and it is known to satisfy $\partial_c W(v) = \text{conv} \{\nabla W^\alpha(v) : \alpha \in I(v)\}$, where $I(v) = \{\alpha \in \mathcal{A} : W^\alpha(v) = W(v)\}$ (i.e., $I(v)$ is the set of indices where the maximum is reached). Thus, we have the following necessary condition for optimality

$$0 \in \text{conv} \{\nabla W^\alpha(v^*) : \alpha \in I(v^*)\} .$$

It is worth stressing the fact that the right-hand side does not involve all the possible α -realizations of the uncertain plant. Only those plants for which the maximum is reached play a role in the optimization procedure — In the following section we propose a method for finding these *extreme* plants (see also Remark 4).

From the definition of W^α we have

$$\nabla W^\alpha(v) = \nabla_v \bar{J}^\alpha(v, x^\alpha) + \nabla_x \bar{J}(v, x^\alpha(v)) \nabla x^\alpha(v) ,$$

where we defined the gradient of a map $F : \mathbb{R}^n \rightarrow \mathbb{R}^m$ as

$$\nabla F(x) = \begin{bmatrix} \frac{\partial F_1(x)}{\partial x_1} & \dots & \frac{\partial F_1(x)}{\partial x_n} \\ \vdots & \ddots & \vdots \\ \frac{\partial F_m(x)}{\partial x_1} & \dots & \frac{\partial F_m(x)}{\partial x_n} \end{bmatrix} \in \mathbb{R}^{m \times n}$$

(i.e., we adhere to the convention that the gradient of a scalar function is as a row vector).

Since the plant is a well defined system, there exist at least one pair $(\bar{v}, \bar{x}^\alpha)$ for which $g^\alpha(\bar{v}, \bar{x}^\alpha) = 0$. Furthermore,

$$\nabla_x g^\alpha(v, x^\alpha) = \begin{bmatrix} -I_n & 0 & 0 & \dots & 0 & 0 \\ \Phi_1^\alpha & -I_n & 0 & \dots & 0 & 0 \\ 0 & \Phi_2^\alpha & -I_n & \dots & 0 & 0 \\ \vdots & \vdots & \vdots & \ddots & \vdots & \vdots \\ 0 & 0 & 0 & \dots & -I_n & 0 \\ 0 & 0 & 0 & \dots & \Phi_{N-1}^\alpha & -I_n \end{bmatrix}$$

is an invertible matrix, so it is possible to apply the implicit function theorem, write x^α as a function of v and write the gradient

$$\nabla x^\alpha(v) = -[\nabla_x g^\alpha(v, x^\alpha(v))]^{-1} \nabla_v g^\alpha(v, x^\alpha(v)) .$$

This results in

$$\begin{aligned} \nabla W^\alpha(v) = & \nabla_v \bar{J}^\alpha(v, x^\alpha(v)) - \\ & \nabla_x \bar{J}^\alpha(v, x^\alpha(v)) [\nabla_x g^\alpha(v, x^\alpha(v))]^{-1} \nabla_v g^\alpha(v, x^\alpha(v)) . \end{aligned}$$

³Note that W is the maximum of a finite set of convex functions, which is again convex.

Now, define $\lambda^{\alpha\top} := -\nabla_x \bar{J}^\alpha(v, x^\alpha(v)) [\nabla_x g^\alpha(v, x^\alpha(v))]^{-1} \in \mathbb{R}^{1 \times nN}$, write the Lagrangian as in (3.2) and immediately obtain (3.1a). From the definition of λ^α , we have

$$0 = \nabla_x \bar{J}^\alpha(v, x^\alpha(v)) + \lambda^{\alpha\top} \nabla_v g^\alpha(v, x^\alpha(v)),$$

which is the same as (3.1b). Finally, note that (3.1c) is a restatement of the constraints. \square

3.2 Extended Riccati equation, complementary slackness

Throughout the rest of this section we will work simultaneously with all α -realizations. In order to make the presentation clearer, we introduce the following extended matrices:

$$\begin{aligned} \mathbf{G}(\mu) &= \text{diag}\{\mu_1 G, \dots, \mu_{|\mathcal{A}|} G\} \in \mathbb{R}^{n|\mathcal{A}| \times n|\mathcal{A}|} \\ \mathbf{\Pi}_k(\mu) &= \text{diag}\{\mu_1 \Pi_k^1, \dots, \mu_{|\mathcal{A}|} \Pi_k^{|\mathcal{A}|}\} \in \mathbb{R}^{n|\mathcal{A}| \times n|\mathcal{A}|} \\ \mathbf{\Theta}_k(\mu) &= \begin{bmatrix} \mu_1 \Theta_k^1 & \cdots & \mu_{|\mathcal{A}|} \Theta_k^{|\mathcal{A}|} \end{bmatrix} \in \mathbb{R}^{m \times n|\mathcal{A}|} \\ \mathbf{\Psi}_k(\mu) &= \sum_{\alpha=1}^{|\mathcal{A}|} \mu_\alpha \Psi_k^\alpha \in \mathbb{R}^{m \times m} \\ \mathbf{\Phi}_k &= \text{diag}\{\Phi_k^1, \dots, \Phi_k^{|\mathcal{A}|}\} \in \mathbb{R}^{n|\mathcal{A}| \times n|\mathcal{A}|} \\ \mathbf{\Gamma}_k &= \begin{bmatrix} \Gamma_k^{1\top} & \Gamma_k^{2\top} & \cdots & \Gamma_k^{|\mathcal{A}|\top} \end{bmatrix}^\top \in \mathbb{R}^{n|\mathcal{A}| \times m} \\ \mathbf{M}(\mu^*) &= \text{diag}\left(\mu_1^* I_n, \dots, \mu_{|\mathcal{A}|}^* I_n\right), \end{aligned}$$

where $|\mathcal{A}|$ is the cardinality of \mathcal{A} . Note that the vector μ (formally defined below as an element of a simplex) only intervenes in the matrices that are related to the cost. Also, note that the symmetry and positive (semi) definiteness of G , Π_α^k and Ψ_α^k are inherited by $\mathbf{G}(\mu)$, $\mathbf{\Pi}_k(\mu)$ and $\mathbf{\Psi}_k(\mu)$, for all $k \in 0, \dots, N-1$ and for all μ in the simplex.

Let us now define the extended vectors

$$\mathbf{x}_k = \begin{bmatrix} x_k^1 \\ \vdots \\ x_k^{|\mathcal{A}|} \end{bmatrix} \in \mathbb{R}^{n|\mathcal{A}|} \quad \text{and} \quad \mathbf{\Lambda}_k(\mu^*) = \begin{bmatrix} \mu_1^* \lambda_k^1 \\ \vdots \\ \mu_{|\mathcal{A}|}^* \lambda_k^{|\mathcal{A}|} \end{bmatrix} \in \mathbb{R}^{n|\mathcal{A}|},$$

so that we can formulate the main contribution of this work. The result can be interpreted as a discrete-time version of the robust maximum principle developed by one of the authors in [1] and applied to the LQ problem.

Theorem 1. *Consider the multi-model linear system (2.1) and the cost functional (2.4) subject to the usual positiveness assumptions (2.5). Let δ be a switching sequence given a priori and of the form (2.2) and let $\mathcal{U}_{\text{ad}}^\delta$ be the set of*

admissible controllers defined by (2.3). The control $u^{**}(\cdot) \in \mathcal{U}_{\text{ad}}^\delta$ that solves the min-max problem (2.6) is given by:

$$\begin{aligned} u^{**}(t) &:= u^*(t, \mu^*) = \sum_{k=0}^{N-1} \chi_{[t_k, t_{k+1})}(t) v_k^*(\mu^*), \quad t_k \in \delta, \\ v_k^*(\mu) &= -(\Psi_k(\mu) + \Gamma_k^\top \mathbf{P}_{k+1}(\mu) \Gamma_k)^{-1} (\Theta_k(\mu) + \Gamma_k^\top \mathbf{P}_{k+1}(\mu) \Phi_k) \mathbf{x}_k, \end{aligned} \quad (3.5)$$

where the boldface matrices were defined previously, except for $\mathbf{P}_k(\mu)$, which is defined implicitly as the positive-definite solution of the discrete-time Riccati equation

$$\begin{aligned} \mathbf{P}_k(\mu) &= \mathbf{\Pi}_k(\mu) + \Phi_k^\top \mathbf{P}_{k+1}(\mu) \Phi_k - (\Theta_k(\mu) + \Gamma_k^\top \mathbf{P}_{k+1}(\mu) \Phi_k)^\top \times \\ &\quad (\Psi_k(\mu) + \Gamma_k^\top \mathbf{P}_{k+1}(\mu) \Gamma_k)^{-1} (\Theta_k(\mu) + \Gamma_k^\top \mathbf{P}_{k+1}(\mu) \Phi_k) \end{aligned} \quad (3.6a)$$

with boundary condition

$$\mathbf{P}_N(\mu) = \mathbf{G}(\mu). \quad (3.6b)$$

The optimal vector μ^* is the solution of

$$\max_{\mu \in \mathcal{S}^{|\mathcal{A}|}} \frac{1}{2} \mathbf{x}_0^\top \mathbf{P}_0(\mu) \mathbf{x}_0 \quad (3.7)$$

and $\mathcal{S}^{|\mathcal{A}|}$ is the simplex of dimension $|\mathcal{A}| - 1$,

$$\mathcal{S}^{|\mathcal{A}|} = \left\{ \mu \in \mathbb{R}^{|\mathcal{A}|} : \sum_{\alpha \in \mathcal{A}} \mu_\alpha = 1, \mu_\alpha \geq 0, \text{ for all } \alpha \in \mathcal{A} \right\}.$$

Moreover, the complementary slackness condition

$$\mu_\alpha^* [J^\alpha(u^{**}) - J(u^{**})] = 0 \quad (3.8)$$

is satisfied for every $\alpha \in \mathcal{A}$.

Remark 3. Equations (3.5) and (3.6) define the solution of a classical discrete-time LQ problem for the extended system $\mathbf{x}_{k+1} = \Phi_k \mathbf{x}_k + \Gamma_k v_k$, the only difference being the dependence that the matrices have on μ . In view of this observation and the structure of the extended cost matrices, one concludes that the cost for the extended system is a convex combination of the individual costs. In symbols,

$$\begin{aligned} \frac{1}{2} \mathbf{x}_N^\top \mathbf{G}(\mu) \mathbf{x}_N + \frac{1}{2} \sum_{k=0}^{N-1} (\mathbf{x}_k^\top \mathbf{\Pi}_k(\mu) \mathbf{x}_k + 2 \mathbf{x}_k^\top \Theta_k(\mu)^\top v_k + v_k^\top \Psi_k(\mu) v_k) \\ = \sum_{\alpha \in \mathcal{A}} \mu_\alpha \bar{J}^\alpha(v, x^\alpha). \end{aligned}$$

Remark 4. *The complementarity slackness condition reveals that only the extreme plants (those for which the maximum is attained) play a role in the computation of the optimal control. Indeed, the optimal vector μ^* acts as an indicator for the set of extreme plants (having nonzero elements in the α -coordinates if, and only if, the corresponding plant is extreme).*

Proof of Theorem 1. It has already been established that the continuous-time problem (2.6) is equivalent to the discrete-time problem (2.8). Thus, our problem consists in minimizing $\bar{J}(v, x)$. Lemma 1 states that the optimal control pair must satisfy (3.1), which translates to

$$0 = \sum_{\alpha \in I(v^*)} \{ \mu_\alpha^* (\nabla_v \bar{J}^\alpha(v^*, x^*) + \lambda^{\alpha\top} \nabla_v g^\alpha(v^*, x^*)) \} \quad (3.9a)$$

for some $\mu^* \in \mathcal{S}^{|I(v^*)|}$ (i.e., such that $\sum_{\alpha \in I(v^*)} \mu_\alpha^* = 1$ and $\mu_\alpha^* \geq 0$) and

$$0 = \nabla_x \bar{J}^\alpha(v^*, x^*) + \lambda^{\alpha\top} \nabla_x g^\alpha(v^*, x^*) \quad (3.9b)$$

$$0 = g^\alpha(v^*, x^*) \quad (3.9c)$$

for all $\alpha \in I(v^*)$. Allow us to embed μ^* in the larger simplex $\mathcal{S}^{|\mathcal{A}|}$ by putting zeros in the $\alpha \notin I(v^*)$ -entries, so the new vector $\mu^* \in \mathcal{S}^{|\mathcal{A}|}$ acts an indicator for the *extreme* plants.

Computing (3.9) explicitly gives

$$\begin{aligned} 0 &= \sum_{\alpha \in \mathcal{A}} \mu_\alpha^* (\Psi_k^\alpha v_k^* + \Theta_k^\alpha x_k^{\alpha*} + \Gamma_k^{\alpha\top} \lambda_{k+1}^\alpha) \\ 0 &= \mu_\alpha^* [\Pi_k^\alpha x_k^{\alpha*} + \Theta_k^{\alpha\top} v_k^* + \Phi_k^\top \lambda_{k+1}^\alpha - \lambda_k^\alpha] \\ 0 &= \mu_\alpha^* [\lambda_N - G x_N^{\alpha*}] \\ 0 &= \mu_\alpha^* [-x_{k+1}^{\alpha*} + \Phi_k^\alpha x_k^{\alpha*} + \Gamma_k^\alpha v_k^*] \end{aligned} \quad (3.10)$$

for all $k = 0, \dots, N-1$. In order to make the notation more compact we will make use of the block matrices defined above. The optimality conditions (3.10) can now be rewritten as

$$0 = \Psi_k(\mu^*) v_k^* + \Theta_k(\mu^*) \mathbf{x}_k^* + \Gamma_k^\top \Lambda_{k+1}(\mu^*) \quad (3.11a)$$

$$0 = \Pi_k(\mu^*) \mathbf{x}_k^* + \Theta_k(\mu^*)^\top v_k^* + \Phi_k^\top \Lambda_{k+1}(\mu^*) - \Lambda_k(\mu^*) \quad (3.11b)$$

$$0 = \mathbf{G}(\mu^*) \mathbf{x}_N^* - \Lambda_N(\mu^*) \quad (3.11c)$$

$$0 = \mathbf{M}(\mu^*) [-\mathbf{x}_{k+1}^* + \Phi_k \mathbf{x}_k^* + \Gamma_k v_k^*] \quad (3.11d)$$

for all $k = 0, \dots, N-1$. Note that these equations are similar to the classical discrete-time LQ optimality equations of an $n|\mathcal{A}|$ -dimensional linear system parametrized by μ^* [19, p. 582]. To obtain the optimal control v^* , we simply follow the classical discrete-time approach (only the main steps are reported since the approach is well known).

Recall that it is always possible to write the adjoint variable $\Lambda(\mu^*)$ as a linear function of the (extended) state \mathbf{x}^* , i.e., as $\Lambda_k(\mu^*) = \mathbf{P}_k(\mu^*) \mathbf{x}_k^*$. It is

straightforward to verify that, for $\mathbf{\Lambda}_k(\mu^*)$ to satisfy (3.11), $\mathbf{P}_k(\mu^*)$ must be the (positive semi-definite) solution of the μ^* -parametrized Riccati equation (3.6). The optimal control then takes the form

$$v_k^*(\mu^*) = -(\mathbf{\Psi}_k(\mu^*) + \mathbf{\Gamma}_k^\top \mathbf{P}_{k+1}(\mu^*) \mathbf{\Gamma}_k)^{-1} (\mathbf{\Theta}_k(\mu^*) + \mathbf{\Gamma}_k^\top \mathbf{P}_{k+1}(\mu^*) \mathbf{\Phi}_k) \mathbf{x}_k^*$$

(see [19, ch. 8] for a detailed development of the classical discrete-time LQ problem).

It is not difficult to prove that the optimal cost of the extended system is equal to $\frac{1}{2} \mathbf{x}_0^\top \mathbf{P}_k(\mu^*) \mathbf{x}_0$ (see [19, p. 575]) so, according to Remark 3,

$$\sum_{\alpha \in \mathcal{A}} \mu_\alpha^* \bar{J}^\alpha(v^*(\mu^*), x^{\alpha*}) = \frac{1}{2} \mathbf{x}_0^\top \mathbf{P}_k(\mu^*) \mathbf{x}_0. \quad (3.12)$$

On the other hand, according to Lemma 3 in the Appendix, this vector also satisfies

$$\mu^* = \arg \max_{\mu \in \mathcal{S}^{|\mathcal{A}|}} \sum_{\alpha \in \mathcal{A}} \mu_\alpha \bar{J}^\alpha(v^*(\mu), x^{\alpha*}). \quad (3.13)$$

Statement (3.7) now follows directly from (3.12) and (3.13).

Lemma 3 also implies that the components of μ^* will be different from zero at the α -positions where $J^\alpha(u^{**}) = J(u^{**})$ (i.e., where the maximum is attained) and will be zero otherwise. This fact is equivalent to the complementary slackness condition (3.8). \square

Remark 5. Notice from (3.7) that μ^* depends on the initial conditions and the system parameters only (not on the whole state trajectory). This allow us to separate the optimization problem in two simpler subproblems. Namely, the first part consists in solving the μ -parametrized Riccati equation (3.6). The second part consists in finding the solution μ^* of (3.7). Both stages can be accomplished off-line.

3.3 Numerical Algorithm

Theorem 1 provides the feedback control equations in terms of the parameters of every α -model and μ^* . Thus, in order to determine the control law completely, it is necessary to solve (3.7). Gradient-based algorithms are widely used for numerical optimization. These are methods where the search directions are defined by the gradient of a target function at the current iteration point. Computing the gradient of the performance index $\frac{1}{2} \mathbf{x}_0^\top \mathbf{P}_0(\mu) \mathbf{x}_0$ directly is a challenging task, mainly because of the recursion in the Riccati equation (3.6). To circumvent this problem we propose to use an approximation of the gradient in combination with a projection algorithm that guarantees that μ belongs to $\mathcal{S}^{|\mathcal{A}|}$.

Let $f(\mu) \in \mathbb{R}$ be a convex cost function to be minimized. The classical gradient with projection algorithm for finding the minimum is given by the recursion [21]

$$\mu^j = \text{Proj} [\mu^{j-1} - \gamma_j \nabla f(\mu^{j-1})]_{\mathcal{S}^{|\mathcal{A}|}}, \quad (3.14)$$

where $\text{Proj}[\cdot]_{\mathcal{S}^{|\mathcal{A}|}}$ refers to the projection of a point in $\mathbb{R}^{|\mathcal{A}|}$ into the set $\mathcal{S}^{|\mathcal{A}|}$, i.e.,

$$x^* = \text{Proj}[y]_{\mathcal{B}} \text{ if and only if } x^* = \arg \min_{x \in \mathcal{B}} \|y - x\|$$

and γ_j is a positive and small number called the step-size⁴. The convexity of $f(\cdot)$ implies that $\lim_{j \rightarrow \infty} f(\mu^j) = f(\mu^*)$, where μ^* is the minimum of f constrained to $\mu^* \in \mathcal{S}^{|\mathcal{A}|}$ (see [21]). Equivalently, for all $\varepsilon_1 > 0$, there exists an $N_{\varepsilon_1} > 0$ such that

$$|f(\mu^j) - f(\mu^*)| < \varepsilon_1$$

for all $j \geq N_{\varepsilon_1}$. As mentioned above, we will approximate $\nabla f(\mu^{j-1})$ in (3.14). The chosen approximation is the one used in the classical Kiefer-Wolfowitz procedure [17],

$$Y_m(\mu^{j-1}) = \frac{1}{2\beta_m} \sum_{i=1}^{|\mathcal{A}|} [f(\mu^{j-1} + \beta_m e_i) - f(\mu^{j-1} - \beta_m e_i)] e_i \in \mathbb{R}^{|\mathcal{A}|}, \quad (3.15)$$

where the sequence β_m vanishes as $m \rightarrow \infty$ and the vector e_i represents the i -th element of the canonical basis in $\mathbb{R}^{|\mathcal{A}|}$.

Lemma 2. *Consider the approximation (3.15). If the gradient $f(\cdot)$ exists at μ^{j-1} and $\lim_{m \rightarrow \infty} \beta_m = 0$, then the limit of $Y_m(\mu^{j-1})$ as $m \rightarrow \infty$ is equal to the gradient of $f(\cdot)$ at μ^{j-1} .*

Proof. The proof is in [17] but we briefly repeat it here for completeness. Since f is differentiable at μ^{j-1} , we can write the first order approximation of $f(\mu^{j-1} + \beta_m e_i)$ at μ^{j-1} as

$$f(\mu^{j-1} + \beta_m e_i) = f(\mu^{j-1}) + \langle \nabla f(\mu^{j-1}), \beta_m e_i \rangle + o(\beta_m).$$

where $o(\cdot)$ satisfies

$$\lim_{x \rightarrow 0} \left| \frac{o(x)}{x} \right| = 0.$$

Representing $f(\mu^{j-1} - \beta_m e_i)$ in the corresponding fashion gives

$$\begin{aligned} Y_m(\mu^{j-1}) &= \frac{1}{\beta_m} \sum_{i=1}^{|\mathcal{A}|} [\langle \nabla f(\mu^{j-1}), \beta_m e_i \rangle + o(\beta_m)] e_i \\ &= \sum_{i=1}^{|\mathcal{A}|} \left[\frac{\partial f(\mu^{j-1})}{\partial \mu_i^{j-1}} + \frac{o(\beta_m)}{\beta_m} \right] e_i \\ &= \nabla f(\mu^{j-1}) + \frac{o(\beta_m)}{\beta_m} \sum_{i=1}^{|\mathcal{A}|} e_i. \end{aligned}$$

Taking the limit as $m \rightarrow \infty$ gives the desired result. \square

⁴Actually, there is a large variety of possibilities for choosing the step-size γ_j . See, e.g. [22].

With the convergence of the recursion (3.15) assured, it seems natural to adjust the classical gradient with projection algorithm as follows.

Proposition 1. *Consider the recursion*

$$\mu^j = \text{Proj} [\mu^{j-1} - \gamma_j Y_j(\mu^{j-1})]_{\mathcal{S}|\mathcal{A}|} \quad (3.16)$$

with $f(\cdot)$ a convex (and therefore continuous) function. Then, $\lim_{j \rightarrow \infty} f(\mu^j) = f(\mu^*)$.

Proof. It follows from Lemma 2 that $\nabla f(\mu^{j-1}) = \lim_{m \rightarrow \infty} Y_m(\mu^{j-1})$. By substituting this expression in (3.14) we obtain

$$\begin{aligned} \mu^j &= \text{Proj} \left[\mu^{j-1} - \gamma_j \lim_{m \rightarrow \infty} Y_m(\mu^{j-1}) \right]_{\mathcal{S}|\mathcal{A}|} \\ &= \lim_{m \rightarrow \infty} \text{Proj} [\mu^{j-1} - \gamma_j Y_m(\mu^{j-1})]_{\mathcal{S}|\mathcal{A}|} , \end{aligned} \quad (3.17)$$

where the second equation follows from the continuity of $\text{Proj}[\cdot]_{\mathcal{S}|\mathcal{A}|}$. Let us define the term

$$\mu^{j,m} := \text{Proj} [\mu^{j-1} - \gamma_j Y_m(\mu^{j-1})]_{\mathcal{S}|\mathcal{A}|} .$$

Then we can write (3.17) as $\mu^j = \lim_{m \rightarrow \infty} \mu^{j,m}$ and $f(\mu^j) = \lim_{m \rightarrow \infty} f(\mu^{j,m})$, where we have used again a continuity argument to compute the second limit. Thus, for all $\varepsilon_2 > 0$, there exists an $M_{\varepsilon_2} > 0$ such that

$$|f(\mu^{j,m}) - f(\mu^j)| < \varepsilon_2$$

for all $m \geq M_{\varepsilon_2}$. Finally, for every $\varepsilon > 0$, we can choose $\varepsilon_1 > 0$ and $\varepsilon_2 > 0$ such that $\varepsilon = \varepsilon_1 + \varepsilon_2$. It is then straightforward to verify that

$$\begin{aligned} |f(\mu^{j,m}) - f(\mu^*)| &= |f(\mu^{j,m}) - f(\mu^*) \pm f(\mu^j)| \\ &\leq |f(\mu^{j,m}) - f(\mu^j)| + |f(\mu^j) - f(\mu^*)| \\ &< \varepsilon_1 + \varepsilon_2 = \varepsilon \end{aligned}$$

for all $j, m \geq \max\{N_{\varepsilon_1}, M_{\varepsilon_2}\}$. Consequently, for the sequence $\mu^{j,j} = \mu^j$ we have

$$|f(\mu^{j,j}) - f(\mu^*)| < \varepsilon \quad \text{for all } j \geq \max\{N_{\varepsilon_1}, M_{\varepsilon_2}\} .$$

The convergence of the recursion (3.16) has been proved. \square

In order to apply the recursion (3.16) to our optimization problem, it suffices to set $f(\mu) = -\mathbf{x}_0^\top \mathbf{P}_0(\mu) \mathbf{x}_0$ and specify a stop criterion. The latter can be obtained from the complementary slackness condition (3.8) in Theorem 1. More precisely: The fact that, at the optimal value μ^* , the components μ_α^* that are different from zero must have equal associated costs can be used to determine whether or not an optimal μ^* has been found. In a real implementation, however, the slackness condition is impossible to achieve exactly, due to finite

machine precision. For this reason we introduce a threshold value $\varepsilon \ll 1$ for which the stop condition is

$$|\mu_\alpha^j [J^\alpha(u^*(\mu^{j-1})) - J(u^*(\mu^{j-1}))]| < \varepsilon, \quad (3.18)$$

for all $\alpha \in \mathcal{A}$ and for some $j \in \mathbb{N}$ sufficiently large.

The procedure for computing the optimal control law for problem (2.6) is summarized in the following algorithm:

1. Fix $\mu^0 \in \mathcal{S}^{|\mathcal{A}|}$ and set $j = 1$.
2. Compute the matrix $\mathbf{P}_0(\mu^{j-1})$ as the positive-definite solution of (3.6).
3. Make one step through the recursion (3.16) by computing the term $\mu^{j-1} - \gamma_j Y_j(\mu^{j-1})$ and projecting on the simplex $\mathcal{S}^{|\mathcal{A}|}$.
4. Compute the product $\mu_\alpha^j [J^\alpha(u^*(\mu^j)) - J(u^*(\mu^j))]$ for every α in \mathcal{A} and verify the stop condition (3.18)⁵. If True, go to step 5; else increase j by one and go to step 2.
5. Compute the optimal control law as in (3.5).

Remark 6. *Note that, the proposed algorithm can be implemented in an MPC scenario by computing the μ_α components at each prediction horizon. From a numerical point of view it is more efficient than solving the original problem.*

4 Numerical examples

Example 1. *Consider the following multi-model system*

$$\dot{x} = A^\alpha x + B^\alpha u, \quad x_0 = [3 \quad -2]^\top \quad (4.1)$$

with $\alpha \in \mathcal{A} = \{1, 2\}$,

$$A^1 = \begin{bmatrix} 0 & 1 \\ -1 & -1 \end{bmatrix}, \quad B^1 = \begin{bmatrix} 0 \\ 1 \end{bmatrix}, \quad A^2 = 10A^1, \quad B^2 = B^1.$$

Also, consider the cost functional

$$J^\alpha(u) = \frac{1}{2} x^{\alpha\top}(10) G x^\alpha(10) + \int_0^{10} (x^{\alpha\top} Q x^\alpha + u^\top R u) dt \quad (4.2)$$

$$G = \begin{bmatrix} 5 & 0 \\ 0 & 5 \end{bmatrix}, \quad Q = \begin{bmatrix} 50 & 0 \\ 0 & 10 \end{bmatrix}, \quad R = 10.$$

Note that the worst dominant plant (i.e., the plant whose individual cost J^{α_w} is always greater than the other costs J^α , for all $\alpha \in \mathcal{A} \setminus \{\alpha_w\}$ and for all

⁵At the expense of a large computational burden, the term $J(u^*(\mu^j))$ can be obtained by integrating the system equations numerically. Alternatively, $J(u^*(\mu^j))$ can be approximated by $\frac{1}{2} \mathbf{x}_0^\top \mathbf{P}_0(\mu^j) \mathbf{x}_0$ (notice that $\lim_{j \rightarrow \infty} (J(u^*(\mu^j)) - \frac{1}{2} \mathbf{x}_0^\top \mathbf{P}_0(\mu^j) \mathbf{x}_0) = 0$).

admissible controls) is given by $\alpha = 1$ (the slowest plant). We expected the proposed algorithm to be able to identify it. In this case we consider a random switching sequence

$$\begin{aligned}\delta &= \delta_1 \cup \delta_2 \\ \delta_1 &= [0 \ 0.82 \ 1.73 \ 1.86 \ 2.78 \ 3.42 \ 3.52 \ 3.80 \ 4.35] \\ \delta_2 &= [5.31 \ 6.28 \ 6.44 \ 7.42 \ 8.38 \ 8.87 \ 9.68 \ 9.83 \ 10].\end{aligned}$$

Setting $\varepsilon = 2 \times 10^{-5}$ and applying the algorithm described in Section 3.3, one obtains the optimal vector

$$\mu^* = [1 \ 0]^\top.$$

After substituting the optimal parameter in (3.5), the optimal control u^* is obtained. Such control is plotted in Fig. 1. The optimal min-max cost $J(u^{**})$ is equal to 139.1381. The individual costs that result from applying the optimal min-max control $u^{**}(\cdot)$ to every α -system independently are $J^1(u^{**}) = 139.1381$ and $J^2(u^{**}) = 20.7546$, which confirms that the worst plant was identified correctly. Finally, the state trajectories for each system are presented in Figs. 2a and 2b.

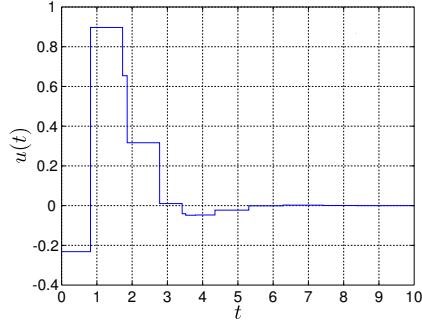


Figure 1: Optimal min-max control.

Example 2. Consider now the linear multi-model system

$$\begin{aligned}\dot{x}^\alpha &= A^\alpha x^\alpha + B^\alpha u \\ A^\alpha &= \begin{bmatrix} 0 & 1 \\ (\alpha - 0.9) \operatorname{sign}(1.1 - \alpha) & -(4 - \alpha)^2 \end{bmatrix}, \quad B^\alpha = \begin{bmatrix} 0 \\ \sqrt{\alpha} \end{bmatrix}, \quad x_0 = \begin{bmatrix} -5 \\ 3 \end{bmatrix}\end{aligned}\tag{4.3}$$

with $\alpha \in \mathcal{A} = \{1, 2, 3, 4\}$ and the cost functional

$$\begin{aligned}J(u) &= \frac{1}{2} x^{\alpha\top} G x^\alpha + \int_0^{20} (x^{\alpha\top} Q x^\alpha + u^\top R u) dt \\ G &= \begin{bmatrix} 5 & 0 \\ 0 & 5 \end{bmatrix}, \quad Q = \begin{bmatrix} 50 & 0 \\ 0 & 10 \end{bmatrix}, \quad R = 10.\end{aligned}\tag{4.4}$$

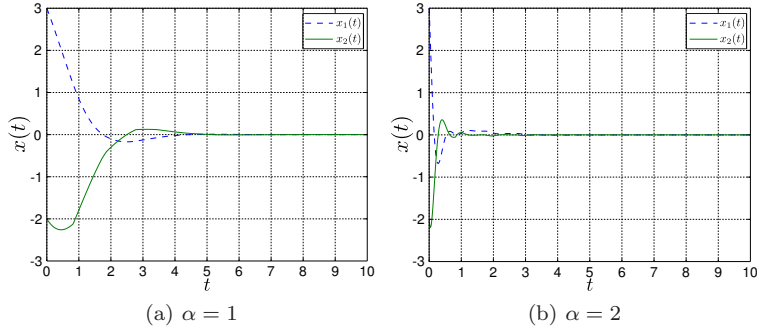


Figure 2: Time trajectories for the system (4.1) with $\alpha = 1, 2$

In this case we consider a random switching sequence δ given by:

$$\begin{aligned} \delta_1 &= [0 \quad 0.82 \quad 1.73 \quad 1.86 \quad 2.78 \quad 3.42 \quad 3.52 \quad 3.80 \quad 4.35] \\ \delta_2 &= [5.31 \quad 6.28 \quad 6.44 \quad 7.42 \quad 8.38 \quad 8.87 \quad 9.68 \quad 9.83 \quad 10.26] \\ \delta_3 &= [11.18 \quad 11.98 \quad 12.94 \quad 13.60 \quad 13.64 \quad 14.49 \quad 15.43 \quad 16.11 \quad 16.87] \\ \delta_4 &= [17.62 \quad 18.02 \quad 18.68 \quad 20.00 \quad 20.52 \quad 22.36 \quad 23.96 \quad 25.88 \quad 27.20] \\ \delta_5 &= [27.28 \quad 28.98 \quad 30.86 \quad 32.22 \quad 33.74 \quad 35.24 \quad 36.04 \quad 37.36 \quad 40.00] \\ \delta &= \cup_{i=1, \dots, 5} \delta_i. \end{aligned}$$

Applying the algorithm described with $\varepsilon = 5 \times 10^{-3}$ gives

$$\mu^* = [0.4842 \quad 0.1842 \quad 0.1432 \quad 0.1884]^\top$$

(notice that the model is unstable and marginally stable for $\alpha = 1$ and $\alpha = 4$, respectively). Fig. 3 shows the optimal control (3.5) after plugging in μ^* . The optimal min-max cost is equal to $J(u^{**}) = 3688.1$ and the individual costs are

$$J^1(u^{**}) = 3688.1, \quad J^2(u^{**}) = 3688.1, \quad J^3(u^{**}) = 3688.1 \quad \text{and} \quad J^4(u^{**}) = 3688.1. \quad (4.5)$$

In this case, all the plants play a role in the optimal control and can be viewed as extreme plants in the min-max sense. The min-max control strategy is well suited for the multi-model case in the sense that, for every plant, an appropriate upper bound on the cost is ensured. For comparison purposes, we have computed each control $u^{\alpha*}$, where $u^{\alpha*}$ is defined as the optimal control for the plant α . Next, we have computed the cost that each plant incurs when subject to $u^{\alpha*}$. All costs are shown in Table 1. It can be seen that, for all $u^{\alpha*}$, there is at least one plant that incurs a cost which is larger than $J(u^{**})$. This supports the claim that the min-max is a reasonable criterion. Finally, the state trajectories for each system are presented in Fig. 4.

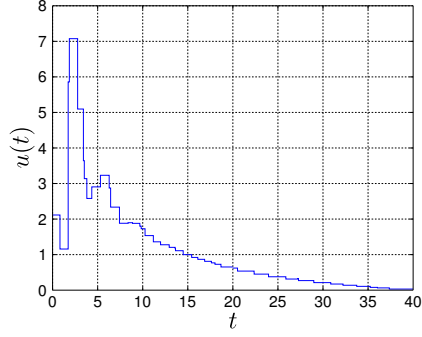


Figure 3: Optimal min-max control, u^{**} .

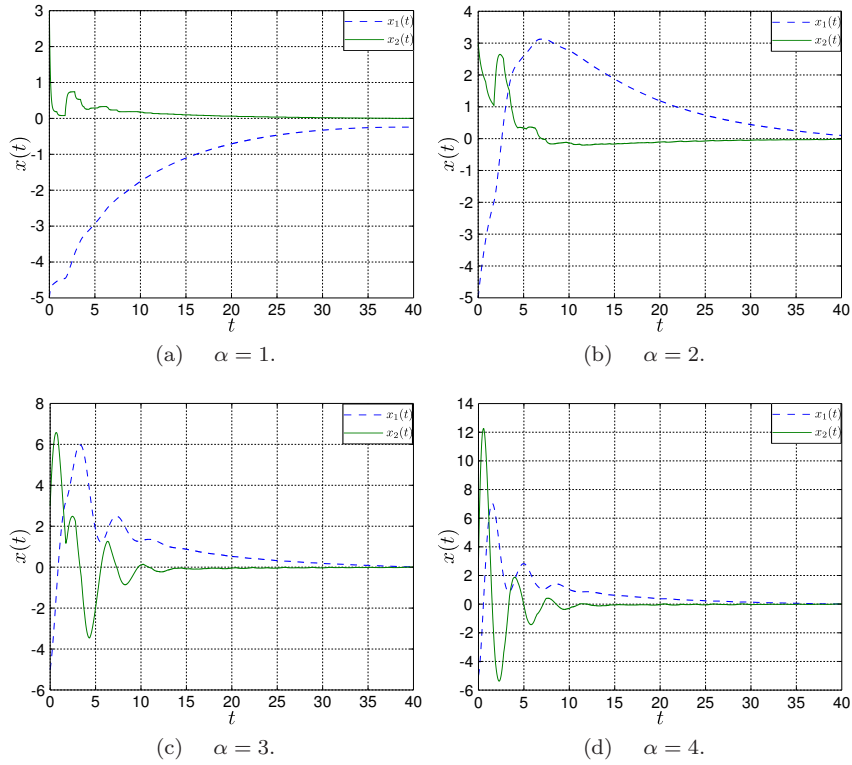


Figure 4: Trajectories of (4.3) subject to u^{**} .

	$J^1(u)$	$J^2(u)$	$J^3(u)$	$J^4(u)$
$u = u^{1*}$	2384.4	4900.0	7649.7	1.22×10^5
$u = u^{2*}$	2.462×10^4	570.77	1526.7	6.465×10^4
$u = u^{3*}$	3.889×10^4	1194.2	381.16	1.269×10^4
$u = u^{4*}$	4.454×10^4	1749.6	691.35	485.76

Table 1: The costs that each plant incurs when subject to $u^{\alpha*}$, the optimal control for the α -system. Compare with (4.5).

5 Conclusions

By employing generalized gradients we have formulated a multi-model method of Lagrange multipliers. When applied to the discrete-time min-max optimal control problem, the method leads to a Riccati equation for an extended plant with a state vector obtained by aggregating the state of each individual plant. This is in perfect analogy with the continuous-time solution [1]. The Riccati equation is parametrized by μ , a member of a simplex whose elements determine the weight assigned to the cost of each plant. Non-smooth analysis specifies μ as the solution of a maximization problem over a simplex, thus completely characterizing the optimal solution. Non-smooth analysis also leads to a complementary slackness condition on μ , which turns out to be useful when computing the solution numerically.

Numerical experiments show the effectiveness of the min-max approach in the context of a multi-model setting, in the sense that the cost of each plant is kept at a reasonable level. It is worth mentioning, however, that the resulting optimal control is essentially open-loop, since it depends on the state-trajectories of all the models, whether they are actually realized or not. The problem of obtaining a state-feedback control thus remains open, but points the direction for continuing this line of research.

Appendix

Lemma 3. *Consider the problem of finding the maximum element among a finite set indexed by \mathcal{A} , i.e., $\max_{\alpha \in \mathcal{A}} \{z^1, \dots, z^{|\mathcal{A}|}\}$. This problem is equivalent to the following linear program:*

$$\text{maximize}_{\mu \in \mathcal{S}^{|\mathcal{A}|}} \sum_{\alpha \in \mathcal{A}} \mu_{\alpha} z^{\alpha} .$$

Moreover, the solution μ^* of the linear program satisfies $\mu_k^* = 0$ for all $k \notin I := \{\alpha \in \mathcal{A} : z^{\alpha} = z^0\}$ with $z^0 := \max\{z^1, \dots, z^{|\mathcal{A}|}\}$.

Proof. Notice that

$$z^0 = \sum_{\alpha \in \mathcal{A}} \mu_{\alpha} z^0 \geq \sum_{\alpha \in \mathcal{A}} \mu_{\alpha} z^{\alpha} \quad \text{for all } \mu \in \mathcal{S}^{|\mathcal{A}|} ,$$

so that $z^0 \geq \zeta^* := \max_{\mu \in \mathcal{S}[\mathcal{A}]} \sum_{\alpha \in \mathcal{A}} \mu_\alpha z^\alpha$. On the other hand, we have $\zeta^* \geq z^\alpha$ for all $\alpha \in \mathcal{A}$. Therefore, $z^0 = \zeta^*$. The proof is established by contradiction: suppose that there exists some indices $b \in \bar{I} := \{\alpha \in \mathcal{A} : z^\alpha < z^0\}$ such that $\mu_b^* \neq 0$. We have

$$\begin{aligned} z^0 &= \sum_{\alpha \in \mathcal{A}} \mu_\alpha^* z^\alpha \\ &= \sum_{\alpha \in I} \mu_\alpha^* z^0 + \sum_{\alpha \in \bar{I}} \mu_\alpha^* z^\alpha \\ &\leq \sum_{\alpha \in I} \mu_\alpha^* z^0 + \sum_{\alpha \in \bar{I}} \mu_\alpha^* \tilde{z}, \end{aligned}$$

where $\tilde{z} = \max_{\alpha \in \bar{I}} z^\alpha$. The last inequality implies that

$$\sum_{\alpha \in \bar{I}} \mu_\alpha^* z^0 = \left(1 - \sum_{\alpha \in I} \mu_\alpha^*\right) z^0 \leq \sum_{\alpha \in \bar{I}} \mu_\alpha^* \tilde{z}.$$

In other words, $z^0 \leq \tilde{z}$, the desired contradiction. \square

References

- [1] Boltyanski V, Poznyak A. *The Robust Maximum Principle: Theory and Applications*. Springer, 2011.
- [2] Varga A. Optimal output feedback control: a multi-model approach. *Computer-Aided Control System Design, 1996., Proceedings of the 1996 IEEE International Symposium on* 1996; :327–332.
- [3] Poznyak AS, Duncan TE, Pasik-Duncan B, Boltyanski VG. Robust maximum principle for multi-model LQ-problem. *International Journal of Control* 2002; **75**(15):1170–1177.
- [4] Azhmyakov V, Boltyanski V, Poznyak A. The dynamic programming approach to multi-model robust optimization. *Nonlinear Analysis: Theory, Methods & Applications* 2010; **72**(2):1110 – 1119.
- [5] Besselmann T, Lofberg J, Morari M. Explicit mpc for lpv systems: Stability and optimality. *Automatic Control, IEEE Transactions on* Sept 2012; **57**(9):2322–2332.
- [6] Ramirez D, Camacho E. Characterization of min-max mpc with bounded uncertainties and a quadratic criterion. *American Control Conference, 2002. Proceedings of the 2002*, vol. 1, 2002; 358–363 vol.1.
- [7] Bemporad A, Borrelli F, Morari M. Min-max control of constrained uncertain discrete-time linear systems. *Automatic Control, IEEE Transactions on* Sept 2003; **48**(9):1600–1606.

- [8] Hespanha J, Naghshtabrizi P, Xu Y. A survey of recent results in networked control systems. *Proceedings of the IEEE* 2007; **95**(1):138–162.
- [9] Yang TC. Networked control system: a brief survey. *Control Theory and Applications, IEE Proceedings - 2006*; **153**(4):403–412.
- [10] Bini E, Buttazzo G. The optimal sampling pattern for linear control systems. *Automatic Control, IEEE Transactions on* Jan 2014; **59**(1):78–90.
- [11] Bryan K, Leise T. Making do with less: An introduction to compressed sensing. *SIAM Review* 2013; **55**(3):547–566.
- [12] Candes E, Wakin M. An introduction to compressive sampling. *Signal Processing Magazine, IEEE* 2008; **25**(2):21–30.
- [13] Nagahara M, Matsuda T, Hayashi K. Compressive sampling for remote control systems. *Transactions on Fundamentals, IEICE* 2012; **E95-A**(4):713–722.
- [14] Nagahara M, Quevedo D, Matsuda T, Hayashi K. Compressive sampling for networked feedback control. *Acoustics, Speech and Signal Processing (ICASSP), 2012 IEEE International Conference on*, 2012; 2733–2736.
- [15] Skafidas E, Nerode A. Optimal measurement scheduling in linear quadratic gaussian control problems. *Control Applications, 1998. Proceedings of the 1998 IEEE International Conference on* 1998; **2**:1225–1229 vol.2.
- [16] Xu X, Antsaklis P. Optimal control of switched systems based on parameterization of the switching instants. *Automatic Control, IEEE Transactions on* 2004; **49**(1):2–16.
- [17] Poznyak A. *Advanced Mathematical Tools for Control Engineers: Volume 2: Stochastic Systems*. Advanced Mathematical Tools for Automatic Control Engineers, Elsevier Science, 2009.
- [18] Bazaraa M, Sherali H, Shetty C. *Nonlinear Programming: Theory and Algorithms*. Wiley, 2006.
- [19] Ogata K. *Discrete-Time Control Systems*. Prentice Hall International editions, Prentice-Hall International, 1995.
- [20] Mäkelä MM, Neittaanmäki P. *Nonsmooth Optimization: Analysis and algorithms with applications to optimal control*. World Scientific Publishing, 1992.
- [21] Levitin ES, Polyak BT. Constrained minimization methods. *URSS Comput. Math. Math. Phys.* 1965; **6**:787–823.
- [22] Bertsekas D. *Nonlinear programming*. Athena Scientific optimization and computation series, Athena Scientific, 1999.