

Photon statistics of radiation in an incoherently pumped three-level cascade system

Shaik Ahmed, Preethi N. Wasnik,
Suneel Singh and P. Anantha Lakshmi*

School of Physics, University of Hyderabad
Hyderabad - 500046, India

*palsp@uohyd.ernet.in

Abstract

We study the intensity-intensity correlations of the radiation emitted on probe transition in a three level cascade electromagnetically induced transparency (EIT) scheme. By applying an incoherent pump, we also monitor further changes in the characteristics of the emitted radiation. It is found that application of even a very weak incoherent pump can significantly alter the characteristics of the emitted radiation, even though the EIT characteristics remain unaltered. Our study demonstrates that for certain range of parameter values, the two photon correlation function in the probe transition oscillates between classical and non-classical domains.

PACS number(s) 42.50.Ar, 42.50.Gy, 42.50.Hz

1 INTRODUCTION

It is well known that the first order correlation function gives information about the absorption and emission spectra of the radiation emitted from an

atomic system under the influence of external radiation fields. On the other hand, a study of second order (intensity - intensity) correlation function of the radiation field determines its photon statistics [1], which enables one to gain insight into the nonclassical nature of the radiation field. Study of intensity correlations of emitted radiation from multilevel systems driven by external fields, in different environments, is of tremendous interest in recent times. Several studies of two photon correlations in driven three level systems in various (Λ -, V- and cascade) configurations exist. Huang et al [2] have studied the intensity autocorrelations in fluorescence from the upper and lower transitions of a strongly driven three level cascade system. They found additional resonances in the upper transition which was attributed to the influence of spontaneous decay between the lower transition levels. In a different study [3, 4], Ficek et al. investigated the two photon correlations in a three level V-type system, with perpendicular dipole moments. A DC field was applied to create an additional two photon coherence between the upper two levels. Two photon correlations have also been employed as a tool to probe the vacuum induced coherences by [5] Das et al. They have demonstrated interference phenomena in the second-order correlations of the fluorescence light from ion pairs. From their work it is inferred that higher order photon correlations could be present even in situations where first-order interferences do not appear [6]. In another study, the effect of vacuum-induced coherence on the photon correlation [7] in an equi-spaced three level cascade system has been reported. Several of these studies aim at investigating the modification in the characteristics of the emitted light, because a study of the first and higher order correlation functions of the emitted radiation fields gives information about the nature of the light. In addition, such a study can further be exploited to probe other quantum features.

Thus, two photon correlation spectroscopy is found to be a very effective tool in determining the nature of the radiation fields emitted from the atomic system under different excitation mechanisms. The characteristics of the emitted light vary, depending on the nature of excitation, various incoherent processes that influence the system and any other external perturbers. On the other hand, electromagnetically induced transparency (EIT) [8] and lasing without inversion (LWI) [9] are well studied phenomena and still are of current research interest. It would be interesting from the experiment point of view to look at the nature of emitted radiation in the EIT scheme and also in the LWI configuration, the latter of which involves application of an incoherent pump. The present work deals with such a study.

For this purpose, we have considered the atomic system in a three level cascade configuration, which can be related to a typical EIT scheme in any of the alkali atoms [8]. The lower transition of this cascade system is driven by a weak probe field while the upper transition is driven by a strong pump field. We do not impose any restrictions on the energy level separations of the upper and lower transitions. Our model incorporates the effect of incoherent pumping from the ground level to both the excited levels, in addition to the spontaneous emission decays.

The radiation field emitted, in the far field zone, in both the pump and probe transitions can be expressed in terms of the atomic operators. Using the quantum regression theorem, the multi-time correlation functions can be written in terms of the expectation values of the atomic operators in steady state multiplied by the function of the delayed time, which comes from the assumption of statistical stationarity of the fields.

In particular, our studies demonstrate that application of a very weak incoherent pump can significantly alter the characteristics of the emitted radiation. For suitable values of the parameters, the two photon correlation function in the probe transition oscillates between non classical and classical behaviour.

The organisation of this paper is as follows. In section II the mathematical formulation for obtaining the equations of motion for the atomic density matrix elements is given. This is followed by a brief description of the intensity-intensity correlation functions of the fluorescent fields in terms of the correlation functions of the atomic operators. In section III, we present a detailed analysis of the behaviour of the above system in terms of the absorption spectra and the corresponding intensity-intensity correlation function, in particular, for the probe transition.

2 FORMULATION

We model the atom as a three level system in cascade configuration. The atomic level scheme is shown in Figure 1. The top level $|3\rangle$ (energy E_3) decays spontaneously with a rate $2\gamma_{32}$ to the intermediate level $|2\rangle$ (energy E_2) which decays spontaneously with a rate $2\gamma_{21}$ to the ground level $|1\rangle$ (energy E_1). The pump and probe laser fields drive the transitions $|2\rangle$ - $|3\rangle$ and $|1\rangle$ - $|2\rangle$ with Rabi frequencies Ω_c and Ω_p respectively. In addition, the upper levels $|3\rangle$ and $|2\rangle$ may be incoherently pumped from the ground level

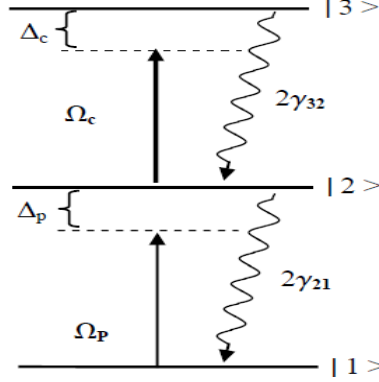


Figure 1: Three level cascade system - energy levels and interaction scheme

$|1\rangle$, at the rate Λ_{13} and Λ_{12} respectively.

The Hamiltonian for this system in the electric dipole approximation is

$$\begin{aligned}
 H = H_0 & - (|3\rangle\langle 2|\vec{\mu}_{32} + |2\rangle\langle 3|\vec{\mu}_{23}) \cdot (\vec{E}_c e^{-i\omega_c t} + c.c.) \\
 & - (|2\rangle\langle 1|\vec{\mu}_{21} + |1\rangle\langle 2|\vec{\mu}_{12}) \cdot (\vec{E}_p e^{-i\omega_p t} + c.c.) \quad (1)
 \end{aligned}$$

The equation of motion for the density operator ρ of the atomic system is

$$i\hbar \frac{\partial \rho}{\partial t} = -[H, \rho] + \mathcal{L}\rho \quad (2)$$

where the second term accounts for spontaneous emission from the upper levels. The equation of motion of the density matrix elements of the system after making the rotating wave approximation are obtained as

$$\begin{aligned}
 \frac{d\rho_{11}}{dt} &= -2(\Lambda_{12} + \Lambda_{13})\rho_{11} + 2\gamma_{21}\rho_{22} + i\Omega_p(\rho_{21} - \rho_{12}) \\
 \frac{d\rho_{22}}{dt} &= 2\Lambda_{12}\rho_{11} + 2\gamma_{32}\rho_{33} - 2\gamma_{21}\rho_{22} - i\Omega_p(\rho_{21} - \rho_{12}) - i\Omega_c(\rho_{23} - \rho_{32}) \\
 \frac{d\rho_{33}}{dt} &= 2\Lambda_{13}\rho_{11} - 2\gamma_{32}\rho_{33} + i\Omega_c(\rho_{23} - \rho_{32}) \\
 \frac{d\rho_{12}}{dt} &= -(\gamma_{21} + \Lambda_{12} + \Lambda_{13} + i\Delta_p)\rho_{12} + i\Omega_p(\rho_{22} - \rho_{11}) - i\Omega_c\rho_{13} \\
 \frac{d\rho_{23}}{dt} &= -(\gamma_{21} + \gamma_{32} + i\Delta_c)\rho_{23} + i\Omega_c(\rho_{32} - \rho_{22}) + i\Omega_p\rho_{13}
 \end{aligned}$$

$$\frac{d\rho_{13}}{dt} = -[\gamma_{32} + (\Lambda_{12} + \Lambda_{13}) + i(\Delta_p + \Delta_c)]\rho_{13} + i\Omega_p\rho_{23} - i\Omega_c\rho_{12} \quad (3)$$

together with $\rho_{ij} = \rho_{ji}^*$. In these equations, $\Delta_p = \omega_{21} - \omega_p$ and $\Delta_c = \omega_{32} - \omega_c$ are the frequency detunings of probe and pump laser fields respectively. The Rabi frequencies for the probe and pump transitions respectively are $\Omega_p = \frac{\vec{\mu}_{21} \cdot \vec{E}_p}{\hbar}$ and $\Omega_c = \frac{\vec{\mu}_{32} \cdot \vec{E}_c}{\hbar}$ (which are assumed to be real with no loss of generality).

The normalised two-time intensity correlation function, expressed in terms of the atomic populations in steady state and the evolution operator of the density matrix [2, 4] is given by

$$G_{ij}(\tau) = \frac{\langle : I_i(t) I_i(t + \tau) : \rangle}{\langle |i\rangle\langle i| \rangle \langle |j\rangle\langle j| \rangle} = \frac{P_{i+1 \rightarrow j}(\tau)}{P_j}. \quad (4)$$

Here P_j is the steady state population in $|j\rangle$, and $P_{i+1 \rightarrow j}(\tau)$ is the probability of population transfer, within the time interval τ , from the final state of the first emission $|i + 1\rangle$, to the initial state of the second emission $|j\rangle$. These quantities can be evaluated [2, 4] using the set of equations (3) for the density matrix elements. Our interest here is to study the intensity - intensity correlation of the emitted radiation field in the probe transition, $G_{22}(\tau)$, as a function of different parameters. In the next section, we present numerical results for certain representative set of parameters, for the absorption profile as well as the corresponding intensity - intensity correlation function of the radiation field emitted in the probe transition.

3 RESULTS AND DISCUSSION

In this section, we present and discuss the results for probe field emission characteristics, namely the intensity - intensity correlations under the conditions of electromagnetically induced transparency (EIT) [8] and possibly lasing without inversion (LWI) [9], through incoherent pumping of the upper level ($|2\rangle$) of the probe transition.

For this purpose, the intensity correlation function $G_{22}(\tau)$ corresponding to the emission in the probe transition $|2\rangle \rightarrow |1\rangle$ along with its absorption profile are evaluated numerically as a function of various field and atomic parameters, viz. the pump field Rabi strength (Ω_c), the rate of incoherent pumping (Λ_{12}) into the upper level of the probe transition and the spontaneous decays in the probe (γ_{21}) and pump (γ_{32}) transitions.

The parameters chosen here correspond to those used in the experimental studies of EIT in three - level cascade system, for example the $3S_{1/2} \rightarrow 3P_{1/2} \rightarrow 4D_{3/2}$ transition in a sodium atom. For this transition, the level separation wavelengths are $\lambda_{21} = 589.6$ nm, $\lambda_{32} = 568.3$ nm. The corresponding spontaneous emission decay rates are $2\gamma_{21} = 2\pi(10$ MHz) and $2\gamma_{32} = 2\pi(1.6$ MHz) [10].

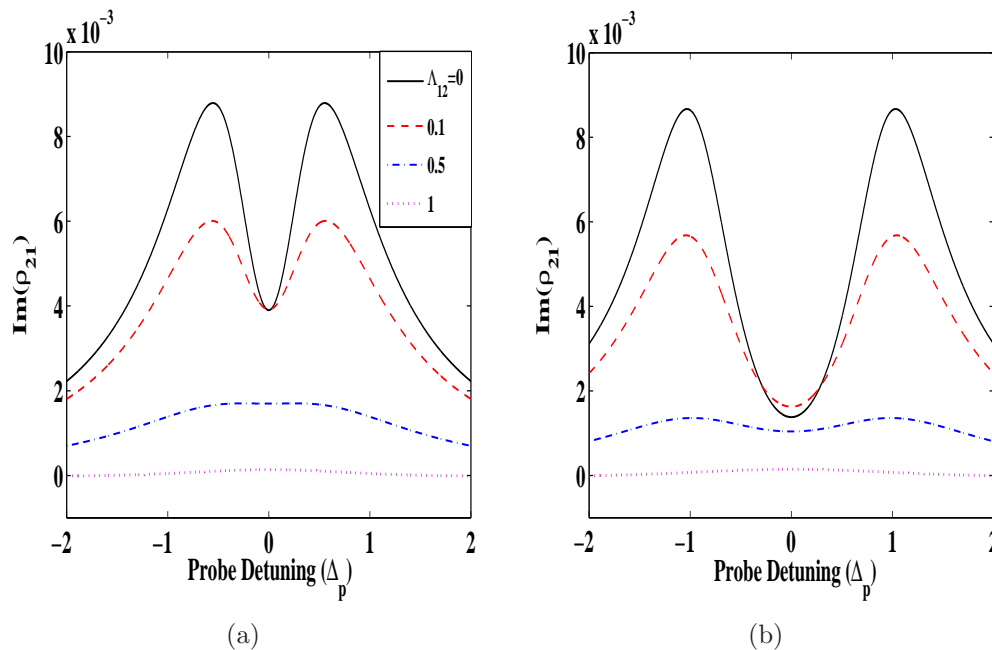


Figure 2: Imaginary part of ρ_{21} (a) $\Omega_c = 0.5$ and (b) $\Omega_c = 1$ for unequal spontaneous emission rates $\gamma_{32} = 0.16$. The values of incoherent pumping Λ_{12} for each curve are shown in the legend. The probe field Rabi frequency $\Omega_p = 0.01$ and the incoherent pumping rate $\Lambda_{13} = 0$. All parameters ($\Delta_p, \Omega_c, \Omega_p, \gamma_{32}, \Lambda_{12}$ and Λ_{13}) used here and in subsequent figures are in units of γ_{21} .

In the EIT regime, the control field Rabi frequency Ω_c is strong compared to the probe Rabi frequency Ω_p . Hence, we have fixed the probe field Rabi frequency at $\Omega_p = 0.01\gamma_{21}$ and used two typical control Rabi field strengths viz., $\Omega_c = \gamma_{21}/2$ and γ_{21} respectively in figures 2(a) and 2(b) to demonstrate the EIT characteristics of the probe field as a function of the probe detuning Δ_p . In addition, we also explore in these figures, the effect of incoherent

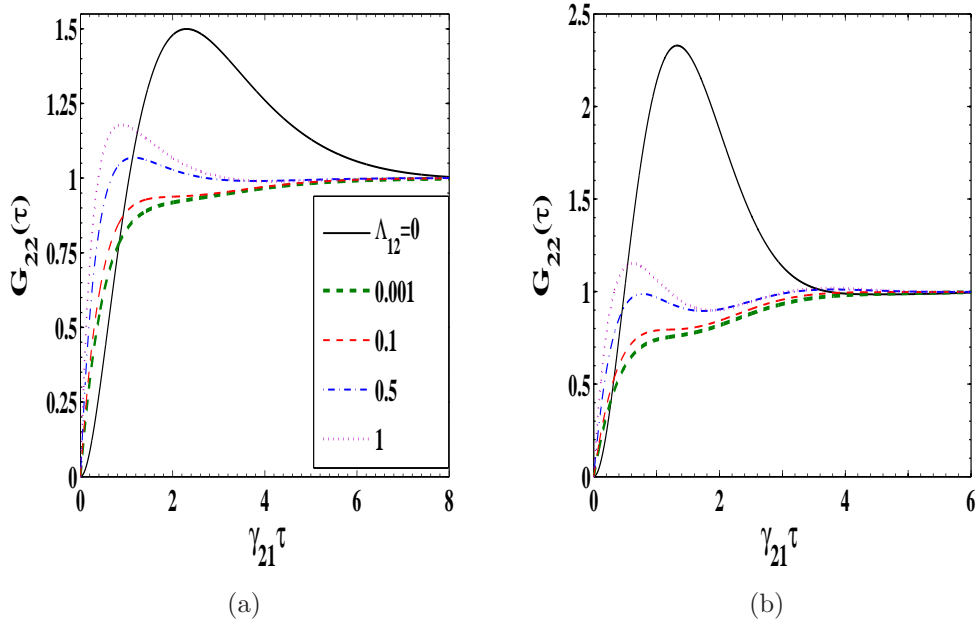


Figure 3: *The probe field intensity correlation function $G_{22}(\tau)$ (a) $\Omega_c = 0.5$ and (b) $\Omega_c = 1$ for unequal spontaneous emission rates $\gamma_{32} = 0.16$ and for the values of Λ_{12} as shown in the legend. Other parameters are same as in Figure 2.*

pumping into the upper level of the probe transition ($|2\rangle$) through the ground level ($|1\rangle$), denoted by the parameter Λ_{12} .

It is seen from figures 2(a) and 2(b) that for smaller incoherent pump rates $\Lambda_{12} \ll \gamma_{21}$, there is no appreciable change in the EIT dip at the line centre and it is nearly identical to the case when there is no incoherent pumping. However the dip vanishes as the incoherent pumping rate increases but the overall probe absorption reduces further over a wider frequency range. In order to understand the absorption reduction with increasing incoherent pumping rate Λ_{12} , we have also examined the steady state population difference ($\rho_{22} - \rho_{11}$) between the upper and lower levels of the probe transition (figure not shown here). It is found that, for values of $\Lambda_{12} \geq 0.5\gamma_{21}$, the vanishing of EIT dip and absorption reduction occurs due to saturation of the populations of the levels involved in the probe transition. We find no evidence of LWI in the parameter regime studied here.

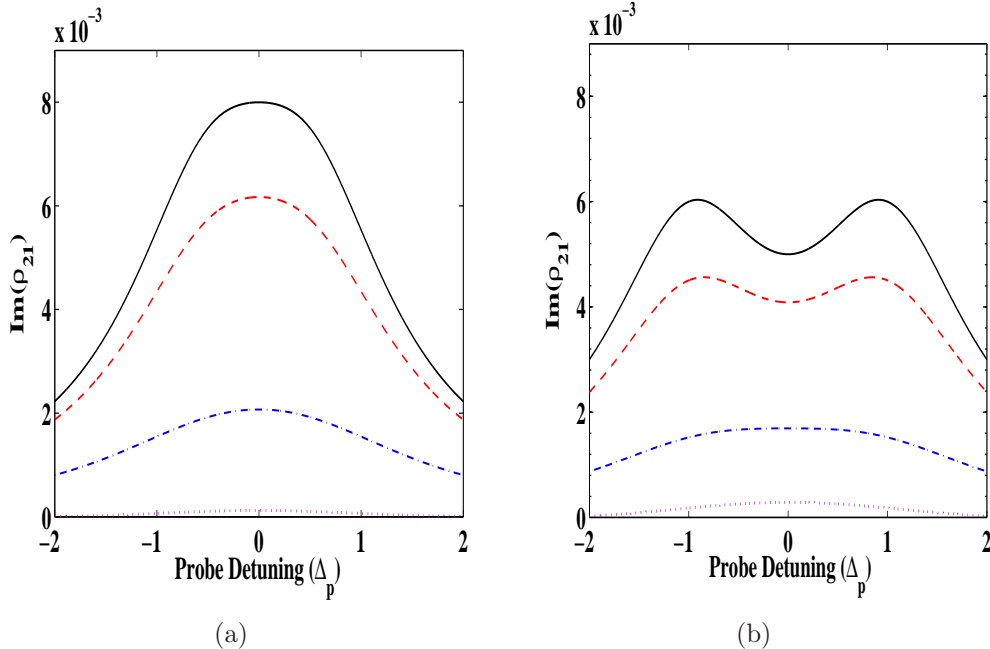


Figure 4: *Imaginary part of ρ_{21} (a) $\Omega_c = 0.5$ and (b) $\Omega_c = 1$ for equal spontaneous emission rates $\gamma_{32} = \gamma_{21}$. Other parameters are same as in Figure 2.*

The intensity correlation function $G_{22}(\tau)$ of the probe transition, corresponding to the same parameters as in figures 2(a) and 2(b) is illustrated in figures 3(a) and 3(b) respectively. These figures reveal that incoherent pumping Λ_{12} has a significant influence on the emission characteristics of the probe field. In the absence of the incoherent pumping ($\Lambda_{12} = 0$), we find that within a correlation time $\tau \sim 1/\gamma_{21}$, the correlation function rapidly crosses the unity mark and enters the classical domain wherein $G_{22}(\tau) > 1$ and remains classical for all later times. On the other hand, even a very weak incoherent pumping causes the correlation function to exhibit non classical behaviour. This can clearly be seen from the curves for non zero values of Λ_{12} ranging from $0.001\gamma_{21}$ to $0.1\gamma_{21}$. Note also that, for the same values of Λ_{12} , there is hardly any variation in the EIT profile as can be seen from figures 2(a) and 2(b). At higher values of $\Lambda_{12} \geq \Omega_c$, the correlation function re-enters the classical regime.

Comparison between the probe intensity correlation function, for two

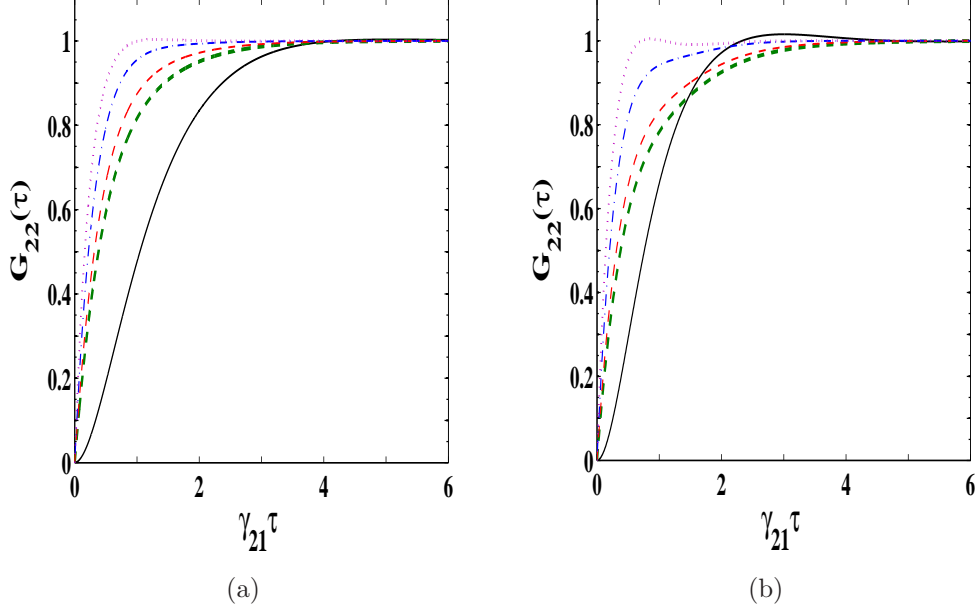


Figure 5: *The probe field intensity correlation function $G_{22}(\tau)$ (a) $\Omega_c = 0.5$ and (b) $\Omega_c = 1$ for equal spontaneous emission rates $\gamma_{32} = \gamma_{21}$. Other parameters are same as in Figure 3.*

different values of the control field strength, plotted in figures 3(a) and 3(b) shows that for the larger of the two values of the control field, namely $\Omega_c = \gamma_{21}$, the functions exhibits stronger classical behaviour before settling into the steady state of uncorrelated random light ($G_{22}(\infty) = 1$). In both cases, it is observed that the re-entry into the nonclassical regime (for a range of values of the time delay τ) occurs whenever $\Lambda_{12} \geq \Omega_c$. The correlation function also is seen to exhibit oscillations for this particular value of the control field. This oscillatory behaviour can be understood as resulting from the Rabi oscillations of the populations of the levels participating in the transition. These Rabi oscillations essentially populate and depopulate the upper level of the probe transition periodically giving rise to oscillatory behaviour in the correlation function.

To further clarify the influence of the spontaneous decay rates in the system on the intensity - intensity correlation characteristics, we have also considered equal decay rates ($\gamma_{21} = \gamma_{32}$), as it may be relevant for many

atomic systems.

A comparison of the EIT feature in both cases reveals the following. For unequal spontaneous decay rates, we have already seen from figures 2(a) and 2(b) that the EIT feature is more pronounced with absorption reduction of around 90% at the line center. On the other hand, we find that for the case of equal spontaneous decays [cf. figures 4(a) and 4(b)], the absorption reduction at the line center is very small when $\Lambda_{12} = 0$. Furthermore, inclusion of moderate incoherent pumping, for this case, does not give rise to significant change in the EIT feature. Whereas at higher values of Λ_{12} , there is reduction in overall absorption over a wider range of frequencies due to saturation of level populations as seen previously for the case of unequal decay rates.

Figures 5(a) and 5(b) reveal that the intensity - intensity correlation function remains largely non classical for the range of pump Rabi field strengths we have studied, for the case of equal spontaneous decay rates. The correlation function is seen to exhibit sub-poissonian characteristics mostly except for the largest value of control Rabi field of $\Omega_c = \gamma_{21}$ considered here, in which case there is a small window of cross-over into the classical regime from $\tau = 2.5$ to 4 (where it is slightly greater than 1). For times beyond this window of classicality, the correlation function is seen to approach the steady state behaviour of uncorrelated random field ($G_{22}(\infty) = 1$).

4 CONCLUSION

In conclusion, we have investigated the role of incoherent pumping on photon statistics of the probe transition in a three level cascade EIT configuration. Both equal and unequal spontaneous emission decay rates from upper levels, the latter of which corresponds to the actual experimental conditions in alkali systems were considered. Our study demonstrates that although the incoherent pumping into the upper level of the probe transition doesn't markedly alter the probe absorption (EIT) characteristics, it is seen to modify the second order correlation function of the probe field significantly.

In the absence of any incoherent pumping ($\Lambda_{12} = 0$), the function $G_{22}(\tau)$ exhibits classical behaviour and it reaches the steady state of uncorrelated thermal light within a few spontaneous emission cycles of the probe transition. However, introduction of a small amount of incoherent pumping to the intermediate level causes the correlation function to attain non classical character. In addition, one notices that the influence of the incoherent pumping

is more during initial times and also that the correlation function reaches steady state earlier as is expected because of the nature of this additional interaction which decoheres the system.

It is to be noted that, at higher values of incoherent pumping, the absorption reduction occurs due to saturation of the populations of the levels participating in the transition as has been ascertained from the steady state level populations.

The present study clearly demonstrates that a comprehensive understanding of the incoherent pumping can be attained from a study of the intensity-intensity correlation function rather than looking at the absorption profile alone. Such a study may not only lead to a better understanding of the role of different processes but also provide us with a means of controlling the probe emission characteristics via manipulation of the system and field parameters.

5 ACKNOWLEDGEMENTS

Shaik Ahmed acknowledges the University Grants Commission, India and Preethi N. Wasnik acknowledges RGNJRF(SC), University Grants Commission, India for financial support.

References

- [1] H. Paul, Rev. Mod. Phys. 54, 1061-1102(1982); R. Loudon, 'The Quantum Theory of Light', 2nd Ed. Oxford Univ. Press (1983).
- [2] H. Huang, S.-Y. Zhu, and M.S. Zubairy, M.O. Scully Phys. Rev. A **53**, 1834 (1996).
- [3] S.Swain, P. Zhou and Z. Ficek, Phys. Rev. A **61**, 043410(2000).
- [4] Z. Ficek and S. Swain, Phys. Rev. A **69**, 023401(2004).
- [5] Sumanta Das and G.S. Agarwal, Phys. Rev. A **77**, 033850(2008).
- [6] G.S. Agarwal, J. von Zanthier, C. Skornia, and H. Walther, Phys. Rev. A **65**, 053826 (2002).

- [7] C. Yao, W. Fei, S. Wen-Xing and X. Ming, Chin. Phys. Lett. **29**, 114209 (2012).
- [8] J.P. Marangos, J. Mod. Opt. **45**, 471, (1998); M. Fleischhauer, A. Imamoglu and J.P. Marangos, Rev. Mod. Phys. **77**, 633 (2005).
- [9] Y. Zhu, Phys. Rev. A **45**, R6149 (1992); M. Fleischhauer, C.H. Keitel, M.O. Scully and C. Su, Opt. Commun. **87** 109 (1992); J. Mompert and R. Corbalan, J.Opt.B: Quant. Semiclass. Opt. **2** R 7 (2000).
- [10] Suneel Singh and M. Anil Kumar Phys. Rev. A **79**, 063821 (2009).