

LETTER TO THE EDITOR

Early-time spectra of supernovae and their precursor winds: the luminous blue variable/yellow hypergiant progenitor of SN 2013cu

Jose H. Groh

Geneva Observatory, Geneva University, Chemin des Maillettes 51, CH-1290 Sauverny, Switzerland; e-mail: jose.groh@unige.ch

Received / Accepted

ABSTRACT

We present the first quantitative spectroscopic modeling of an early-time supernova that interacts with its progenitor wind. Using the radiative transfer code CMFGEN, we investigate the recently-reported 15.5 h post-explosion spectrum of the type IIb SN 2013cu. For the first time, we are able to directly measure the chemical abundances of a SN progenitor and find a relatively H-rich wind, with H and He abundances (by mass) of $X = 0.46 \pm 0.2$ and $Y = 0.52 \pm 0.2$, respectively. The wind is enhanced in N and depleted in C relative to solar values (mass fractions of 8.2×10^{-3} and 1.0×10^{-5} , respectively). We obtain that a dense wind/circumstellar medium, with a mass-loss rate of $\dot{M} \approx 3 \times 10^{-3} M_{\odot} \text{yr}^{-1}$ and $v_{\text{wind}} \approx 100 \text{ km s}^{-1}$, surrounds the precursor at the pre-SN stage. These values are lower than previous analytical estimates, although we find \dot{M}/v_{∞} consistent with previous work. We also compute a CMFGEN model to constrain the progenitor spectral type and find that the high \dot{M} and low v_{wind} imply that the star had an effective temperature of $\approx 8000 \text{ K}$ immediately before the SN explosion. Our models suggest that the progenitor was either an unstable luminous blue variable or a yellow hypergiant undergoing an eruptive phase, and rule out a WR star. We classify the post-explosion spectra at 15.5 h as XWN5(h) and advocate for the use of the prefix ‘X’ (eXplosion) to avoid confusion between post-explosion, non-stellar spectra with those of massive stars. We show that the progenitor spectral type is significantly different than the early post-explosion spectral type owing to the huge differences in the ionization structure before and after the SN event. We find the following temporal evolution: LBV/YHG \rightarrow XWN5(h) \rightarrow SN IIb. Future early-time spectroscopy in the UV will give access to additional spectroscopic diagnostics and further constrain the properties of SN precursors, such as their metallicities.

Key words. stars: supernovae: general – stars: evolution – stars: supernovae: individual (2013cu) – stars: winds, outflows

1. Introduction

Core-collapse supernovae (SN) are the final act in the evolution of stars more massive than about $8\text{--}9 M_{\odot}$. Determining the progenitors of these explosive events and how massive stars are linked to the different SN types are topics of major significance for several fields of Astrophysics.

Numerous techniques have been employed to constrain the nature of SN progenitors. For instance, direct detection of progenitors in pre-explosion images has yielded the determination of the photospheric properties of the progenitors, such as effective temperature and luminosity (e.g., Smartt 2009). However, pre-explosion imaging provide weak constraints on the progenitor chemical abundance, mass loss, and wind speed. So far, mass loss immediately before the SN explosion has been investigated mostly in SN II in using spectroscopy and photometry several days after their discovery (e.g. Smith et al. 2007; Pastorello et al. 2007; Kiewe et al. 2012; Ofek et al. 2014; Moriya et al. 2014).

Recent progress in observational techniques now allow for rapid-response spectroscopic observations of SNe within a day of detection (Gal-Yam et al. 2014, hereafter G14). This allows the study of early phases when the SN shock front has not yet reached spatial scales of 10^{14} cm . Depending on the progenitor’s wind density and SN shock front velocity, these early-time SN observations may probe epochs early enough that the dense parts of the progenitor wind and circumstellar medium (CSM) have not yet been overrun by the SN shock front.

This was the case for the type IIb SN 2013cu (iPTF13ast) reported by G14. The spectroscopic observations obtained 15.5 h

after first detection reveal surprising features that apparently resemble those seen in Wolf-Rayet (WR) stars of the WN6(h) subtype. Based on this spectrum, G14 suggested a WR-like progenitor with evidence of H in its wind, thus being consistent with the SN IIb classification obtained from later spectra. These authors also found evidence of enhanced mass loss prior to the SN explosion, with a mass-loss rate of $\dot{M} \sim 0.01 M_{\odot} \text{yr}^{-1}$.

Here we present the first radiative transfer modeling of spectra of the early-time interactions of a SN with its dense progenitor wind. Our goal is to constrain the progenitor properties of SN 2013cu, such as its chemical composition, mass-loss rate, and wind velocity, from detailed modeling of spectroscopic features. As we discuss below, one of our key findings is that the progenitor spectral type does not correspond to the spectral type detected in rapid-response, post-explosion spectra. In the case of 2013cu, our models indicate that the progenitor was a luminous blue variable (LBV) or yellow hypergiant (YHG).

2. Early-time modeling of SN 2013cu

We employ the non-local thermodynamical equilibrium, spherical, line-blanketed, atmospheric/wind radiative transfer code CMFGEN (Hillier & Miller 1998) to investigate the early post-explosion properties of SN 2013cu via spectroscopic modeling. At this point, we perform no hydrodynamical modeling. Our models are specified by the location of the inner boundary (R_{in}), bolometric luminosity (L_{SN}), constant progenitor mass-loss rate

arXiv:1408.5397v1 [astro-ph.HE] 22 Aug 2014

(\dot{M}) and wind velocity (v_{wind}), and H, He, C, N, and O abundances. Solar abundances are used for P, S, and Fe.

We assume a steep density gradient with a scale height of $0.007R_{\text{in}}$ to simulate the shock layer, which is joined smoothly to the non-shocked progenitor wind characterized by a density profile $\rho \propto r^{-2}$. We assume diffusion approximation at the inner boundary, which has a density ρ_{in} that is adjusted to obtain a Rosseland optical depth (τ_{ross}) of 50 at R_{in} . This ensures that the photons are thermalized at all wavelengths at the inner boundary (see also Dessart & Hillier 2005, although their models are for non-interacting SN at later epochs). These conditions mimic those of SN shock breakout that occurs in the progenitor wind/circumstellar medium (CSM; see Ofek et al. 2010; Chevalier & Irwin 2011; Moriya & Maeda 2014), as proposed by G14 for SN 2013cu. We also assume that no energy is generated in the progenitor wind, that time-dependent effects are negligible, and that the medium is unclumped. By fitting an observed spectrum, we are able to constrain the following properties, using the diagnostics in parenthesis:

- progenitor \dot{M} (strength of the H α line);
- progenitor v_{wind} (width of the narrow component of emission lines);
- L_{SN} and R_{in} (ionization structure and absolute flux assuming a distance d to the SN);
- progenitor chemical abundances (H α , He II $\lambda 5411$, C IV $\lambda \lambda 5801\text{--}5810$, N IV $\lambda \lambda 7109\text{--}7123$).

We are aware that our post-explosion modeling has several simplifications and caveats that may affect the observables. First, we consider a stationary wind for the progenitor with constant mass-loss rate. Second, the hydrodynamics of the inner wind may be modified by the huge radiation field from the SN shock breakout as well as the radiation from the wind–SN interaction (Ofek et al. 2010; Nakar & Sari 2010; Chevalier & Irwin 2011; Rabinak & Waxman 2011; Moriya et al. 2011), with the inner wind being accelerated (Fransson et al. 2013). Radiation hydrodynamical simulations of SN interacting with a dense CSM show that acceleration of the inner wind may occur depending on the wind density and SN luminosity (Moriya et al. 2011). However, CMFGEN cannot handle non-monotonic outflows at the moment. Third, the radiation field and level populations may be affected by time dependence, since the physical conditions rapidly change within the first day after shock breakout (e.g., Dessart & Hillier 2011; Dessart et al. 2011; Gezari et al. 2008). However, as long as the photosphere (defined as the layer where $\tau_{\text{ross}}=2/3$) is located in the progenitor wind and the SN shock front is deep at high optical depths, our working model should allow us to obtain, for the first time, realistic quantitative information about SN progenitor winds via spectroscopic modeling.

Figure 1a shows the observed optical spectrum of 2013cu at 15.5 h after the explosion (G14) and our best-fitting CMFGEN model. We obtain that a dense wind/CSM, with $\dot{M} \approx 3 \times 10^{-3} M_{\odot} \text{yr}^{-1}$ and $v_{\text{wind}} \approx 100 \text{ km s}^{-1}$, surrounds the progenitor at the time of explosion. These values are lower than the analytical estimates of G14 ($1 \times 10^{-2} M_{\odot} \text{yr}^{-1}$ and 500 km s^{-1} , respectively), although our determination of \dot{M}/v_{∞} is roughly consistent with this previous study. Our best-fitting model has $L_{\text{SN}} = 1 \times 10^{10} L_{\odot}$ and $R_{\text{in}} = 1.5 \times 10^{14} \text{ cm}$, which is consistent with the dense portions of the wind not being overrun by the SN shock front.

The early-time spectral morphology of SN 2013cu is well reproduced by our model (Fig. 1a). We can reproduce reasonably well the strength and shape of most features, with a narrow component and broad emission wings that are caused by electron scattering (and not by the wind velocity field). The blue wings of

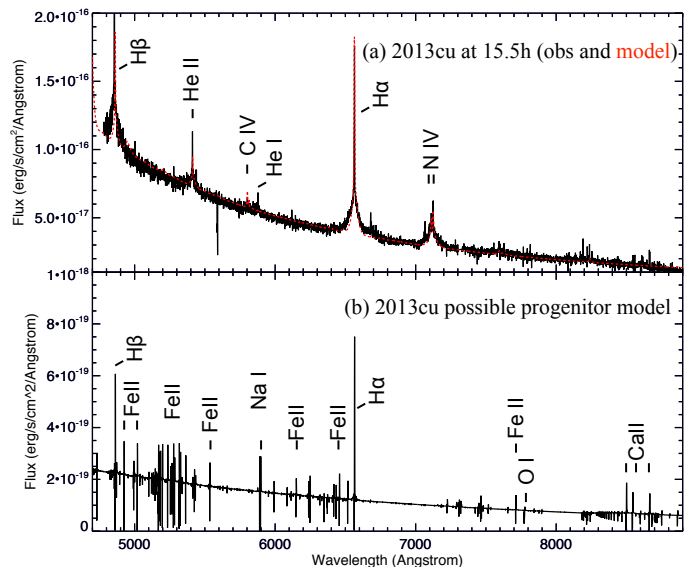


Fig. 1. (a) Model of the spectrum of SN 2013cu at 15.5h after the explosion (red-dashed line) and the respective observations from G14 (black). The strongest features are labelled. (b) Example of a possible LBV pre-explosion spectrum of the progenitor of SN 2013cu. Notice the huge difference in pre- and post-explosions morphology due to very different ionization conditions before and after the SN.

the Balmer lines are underestimated by our models, which may be a sign that the inner wind is accelerated (Fransson et al. 2013). The strength of the He I lines is also underestimated by our models, although a larger value of R_{in} would better reproduce the He I lines. This uncertainty in He I lines yields an error of a factor of 2 in \dot{M} and L_{SN} . It also hampers our ability to precisely constrain the relative H and He abundances.

Yet, our modeling allows us to directly determine, for the first time, the chemical composition of a SN progenitor wind. We find a significant amount of H and He, with abundances (by mass) of $X \approx 0.46 \pm 0.2$ and $Y \approx 0.52 \pm 0.2$, respectively. Future model improvements could possibly reduce these uncertainties significantly. The wind is enhanced in N and depleted in C relative to solar values (mass fractions of 8.0×10^{-3} and 1.0×10^{-5} , respectively). Assuming a solar CNO content yields a depleted O mass fraction of 1.6×10^{-4} . These values are consistent with a progenitor that lost a sizable fraction of the H envelope and presents fully CNO-processed material at the surface, confirming the suggestions from G14. It is important to note that the chemical composition of the SN ejecta will generally be significantly different from the progenitor wind abundance. This is particularly true in the case of SN IIb progenitors, where the H-rich layer that will be later ejected in the SNe contains small amounts of mass ($\sim 0.1 M_{\odot}$; Dessart et al. 2011; Hachinger et al. 2012).

Figure 2a displays the physical conditions of SN 2013cu at 15.5h after explosion. Notice that the photosphere is indeed located in the progenitor wind. We find that the strongest lines in the 15.5h optical spectrum, such as H α , He II $\lambda 5411$, and N IV $\lambda 7123$, are formed over an extended distance of $2\text{--}20 \times 10^{14} \text{ cm}$, with the bulk of the emission coming from $4\text{--}7 \times 10^{14} \text{ cm}$. We also obtain that the outflow is significantly ionized, with H and He being fully ionized up to large distances ($\gtrsim 10^{16} \text{ cm}$). The ionization structure at 15.5h post-explosion is shown in Fig. 2b.

Although an *apparent* WN(h)-like spectrum is seen at 15.5 h after the explosion, we argue here that the spectral type of the progenitor was not the same as that seen during the post ex-

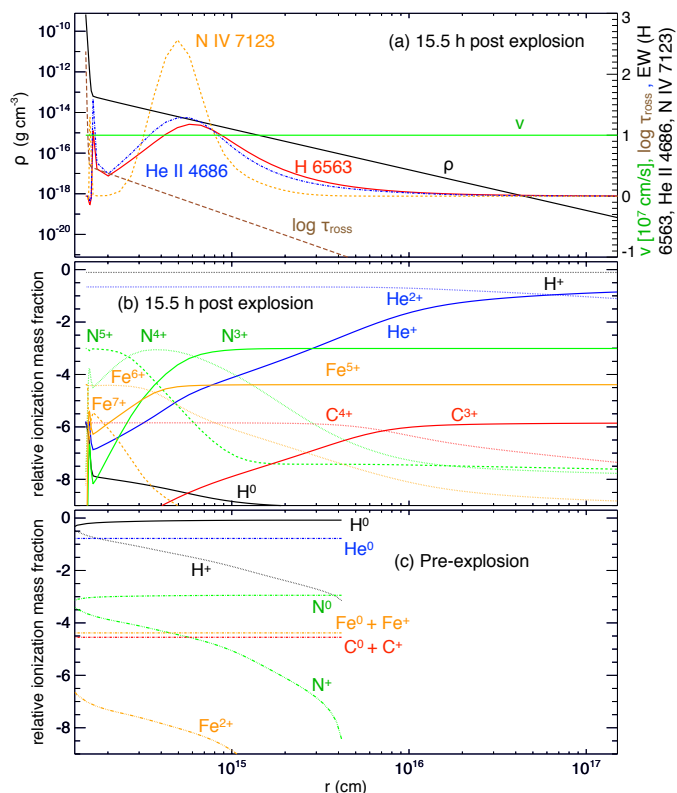


Fig. 2. (a) Density, velocity, Rosseland optical depth, and formation regions of $\text{H}\alpha$, $\text{He II } \lambda 5411$, and $\text{N IV } \lambda 7123$ (area under curve is proportional to the equivalent width) of SN 2013cu based on our CMFGEN model at 15.5h after the explosion. (b) Predicted ionization structure at 15.5 after the explosion. (c) Predicted ionization structure of a possible LBV progenitor before the SN explosion.

plousion. This is because of the very different ionization conditions at the pre- and post-explosion epochs (Fig. 2b,c). Since the number of ionizing photons at the inner boundary at 15.5 h is many orders of magnitude larger than the typical number of ionizing photons of SN progenitors, the progenitor wind is quickly ionized. Our model shows that the ionization structure after the SN explosion responds to the new SN effective temperature and huge increase in luminosity (Fig. 2b).

Because of the non-stellar origin of the apparent WN(h) post-SN explosion spectrum, we advocate here for the use of the prefix ‘X’ (short for eXplosion) before the spectral type of such events like SN and SN impostors where a shock breakout and/or interacting CSM illuminate and ionize the precursor wind. This will avoid future confusion between spectral types seen after the explosion with those of their progenitors. Thus, in the case of the SN 2013cu spectrum at 15.5 h, the spectral type would be XWN5(h), following the WN classification scheme of Smith et al. (1996) and noting that the $\text{C IV } \lambda 5808/\text{He II } \lambda 5411$ ratio favors the earlier classification.

3. An LBV/YHG precursor directly before the SN

To investigate the spectral morphology of the progenitor, we compute its predicted spectrum using as input the values obtained from the post-explosion spectral modeling ($\dot{M} \approx 3 \times 10^{-3} M_{\odot} \text{ yr}^{-1}$, $v_{\text{wind}} \approx 100 \text{ km s}^{-1}$, and chemical abundances). We use CMFGEN in its standard stellar mode as described in, e.g., Groh et al. (2009), where a hydrostatic solution is com-

puted for the subsonic region and merged to the wind solution at 0.75 of the sonic speed. The progenitor wind is assumed to accelerate following a beta-type law with $\beta = 1$. Since we have no constraints on the luminosity (L_{\star}) and hydrostatic radius (R_{\star}) of the progenitor, we assume typical values of $R_{\star} = 100 R_{\odot}$ and $L_{\star} = 5 \times 10^5 L_{\odot}$. Owing to the large \dot{M} and low v_{wind} inferred from the post-explosion spectrum, our pre-explosion models show that the progenitor has a pseudo-photosphere with $T_{\text{eff}} \approx 8000 \text{ K}$. The qualitative pre-explosion spectral morphology and T_{eff} are only weakly dependent on L_{\star} and R_{\star} for sensible changes on these values. Consequently, we are not able to qualitatively differentiate between progenitor models with $R_{\star} = 10$ or $100 R_{\odot}$, i.e. even a compact progenitor would show an LBV morphology immediate before the SN explosion. A similar situation where the hydrostatic layers are deeply buried in an optically-thick wind is seen in Eta Carinae (Hillier et al. 2001, 2006; Groh et al. 2012).

Figure 1b shows a prediction of the possible pre-explosion optical spectrum. The pre- and post-explosion spectra differ significantly due to the different T_{eff} , luminosity, and ionization structures in the two situations (Fig. 2b,c). This example of pre-explosion spectrum resembles those seen in luminous blue variables (LBV). LBVs are a class of unstable massive stars that are found both as a transitional stage from an O-type to a WR star (Humphreys & Davidson 1994; Groh et al. 2014) and as SN progenitors (Kotak & Vink 2006; Smith et al. 2007, 2011; Kochanek et al. 2011; Pastorello et al. 2007; Trundle et al. 2008; Gal-Yam & Leonard 2009; Groh & Vink 2011; Mauerhan et al. 2012; Ofek et al. 2013; Groh et al. 2013a,b).

Another possibility is that the progenitor was a cool yellow hypergiant (YHG), with an inflated radius of $R_{\star} \gtrsim 10^{13} \text{ cm}$ and $T_{\text{eff}} \approx 5000\text{--}7000 \text{ K}$ (see Groh et al. 2013b). This is entirely possible given our lack of constraints on R_{\star} . The progenitor would be losing mass in an outburst similar to that of the Galactic YHG ρ Cas in the year 2000–2001 (Lobel et al. 2003), which further strengthens the link between SN 2013cu and YHGs. Of crucial importance here is that the progenitor of this SN IIb would be a YHG, and not a yellow supergiant (YSG) as often quoted in the literature. This is because YHGs have extensive mass loss and outbursts (de Jager 1998), which is exactly what we infer for the progenitor of SN 2013cu (see discussion in Groh et al. 2013b).

Presumably, the hydrostatic radius of the progenitor could be constrained by future hydrodynamical modeling of the SN lightcurve, in a similar fashion as it has been done for other SN IIb progenitors (Bersten et al. 2012, 2014; Fremling et al. 2014). While this could certainly help to rule out a compact progenitor and further confirm our suggestion, it would be hard to differentiate between LBVs and YHGs, since they both share similar values of radii (up to several 10^{13} cm). To separate between LBVs and cool YHGs, constraints on the luminosity and/or effective temperature of the progenitor would be needed, but this is only directly accessible by detecting the progenitor in pre-explosion images. For distant events as in the case of 2013cu ($d = 108 \text{ Mpc}$), however, this would be challenging with the current instrumentation.

Therefore, we argue that the high value of \dot{M} , relatively low v_{wind} , and chemical abundance pattern are consistent with the progenitor being either an LBV or YHG (and not a WN star) immediately before the SN explosion. It may be possible that the star had a totally different spectral morphology *before* the LBV/YHG eruptive phase. Based on the chemical abundances, at this pre-LBV/YHG eruptive phase, the progenitor could have been a WN, LBV, blue supergiant, YHG, or yellow supergiant, depending on its R_{\star} and \dot{M} . Time-dependent modeling of the

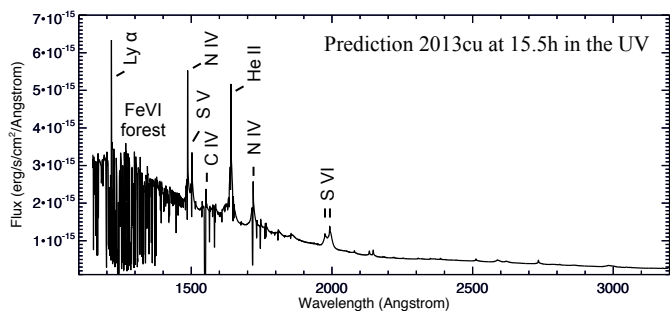
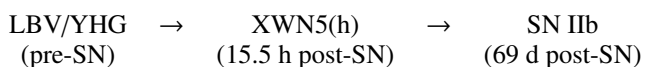


Fig. 3. Prediction of the early UV spectrum of SN 2013cu based on our CMFGEN model at 15.5h after the explosion. A reddening of $A_V = 0.1$ mag is assumed.

SN 2013cu spectral evolution is warranted to investigate the rapid evolution before core collapse. Concluding, we obtain the following temporal evolution for SN 2013cu and its progenitor:



4. Prospects with UV spectroscopy and outlook

The optical spectra of SN 2013cu, despite having a large wavelength coverage, is relatively poor in bright emission lines. Having access to more spectral lines would significantly aid the determination of the progenitor properties, and this would optimally be achieved by observing in the UV.

UV spectroscopy offers several other advantages, such as allowing one to observe as close as possible to the peak of the spectral energy distribution of SNe at early epochs. Our predicted spectrum indicates a flux an order of magnitude higher in the UV at 15.5h (Fig. 3). Observing in the UV allows one to probe resonance lines, such as C IV $\lambda 1548$ – 1551 , and other strong features such as He II $\lambda 1640$, and N IV $\lambda 1718$. Given their high optical depths, observing UV resonance lines should provide detectable spectral features even at much lower wind densities than those of SN 2013cu. In addition, these lines allow a more precise determination of the velocity structure of the progenitor wind and SN/wind interacting region, better constraining the models. Our models predict that a forest of Fe VI and Fe VII lines should be detectable at $\lambda\lambda$ 1200–1450. These have the potential to be used as direct probes of the progenitor and SN metallicities. Notice that, in this particular case, the predicted spectrum is almost featureless in the range 2000–3000 Å, suggesting that observations should be focused below 2000 Å.

Early spectroscopy of SNe opens up a new observational window that allow the inference of progenitor properties hitherto unavailable, or available only in special cases of strong-interacting SNe. We have showed that when these recent observations are combined with non-LTE radiative transfer modeling, quantitative information can be obtained about the progenitor such as its chemical composition, wind velocity and mass-loss rate. These quantities allow us to better infer the nature of the progenitor, in particular because a realistic progenitor spectrum can be computed, as illustrated in Fig. 1b.

In a general case, the apparent spectral morphology at early times will change according to the progenitor wind density and composition, time after SN shock breakout, and SN luminosity. We predict that this will produce a variety of spectral morphologies as the number of events with early-time spectra increases.

For the new events, early-time SN spectroscopy has the potential to provide even more constraints on the progenitor properties if combined with hydrodynamical modeling of the SN lightcurve and/or fortuitous pre-explosion imaging of the progenitor. Having progenitors detected in pre-explosion imaging and spectroscopically observed within a day after the SN explosion will allow us to put definitive constraints on their luminosities, effective temperatures, chemical abundances, wind velocities and mass-loss rates. This will be a key step towards a more complete understanding of the diversity of SN types and the evolutionary channels that produce their progenitors.

Acknowledgements. JHG is supported by an Ambizione Fellowship of the Swiss National Science Foundation. JHG thanks A. Gal-Yam, O. Yaron, and E. Ofek for making the observed spectrum of SN 2013cu available, valuable discussions, and the warm hospitality at the Weizmann Institute of Science (Israel). Discussions with J. Hillier and T. Moriya are also acknowledged.

References

- Bersten, M. C., Benvenuto, O. G., Folatelli, G., et al. 2014, ArXiv e-prints
 Bersten, M. C., Benvenuto, O. G., Nomoto, K., et al. 2012, ApJ, 757, 31
 Chevalier, R. A. & Irwin, C. M. 2011, ApJ, 729, L6
 de Jager, C. 1998, A&A Rev., 8, 145
 Dessart, L. & Hillier, D. J. 2005, A&A, 437, 667
 Dessart, L. & Hillier, D. J. 2011, MNRAS, 410, 1739
 Dessart, L., Hillier, D. J., Livne, E., et al. 2011, MNRAS, 414, 2985
 Fransson, C., Ergon, M., Challis, P. J., et al. 2013, ArXiv e-prints
 Fremling, C., Sollerman, J., Taddia, F., et al. 2014, A&A, 565, A114
 Gal-Yam, A., Arcavi, I., Ofek, E. O., et al. 2014, Nature, 509, 471
 Gal-Yam, A. & Leonard, D. C. 2009, Nature, 458, 865
 Gezari, S., Dessart, L., Basa, S., et al. 2008, ApJ, 683, L131
 Groh, J. H., Hillier, D. J., Damineli, A., et al. 2009, ApJ, 698, 1698
 Groh, J. H., Hillier, D. J., Madura, T. L., & Weigelt, G. 2012, MNRAS, 423, 1623
 Groh, J. H., Meynet, G., & Ekström, S. 2013a, A&A, 550, L7
 Groh, J. H., Meynet, G., Ekström, S., & Georgy, C. 2014, A&A, 564, A30
 Groh, J. H., Meynet, G., Georgy, C., & Ekström, S. 2013b, A&A, 558, A131
 Groh, J. H. & Vink, J. S. 2011, A&A, 531, L10
 Hachinger, S., Mazzali, P. A., Taubenberger, S., et al. 2012, MNRAS, 422, 70
 Hillier, D. J., Davidson, K., Ishibashi, K., & Gull, T. 2001, ApJ, 553, 837
 Hillier, D. J., Gull, T., Nielsen, K., et al. 2006, ApJ, 642, 1098
 Hillier, D. J. & Miller, D. L. 1998, ApJ, 496, 407
 Humphreys, R. M. & Davidson, K. 1994, PASP, 106, 1025
 Kiewe, M., Gal-Yam, A., Arcavi, I., et al. 2012, ApJ, 744, 10
 Kochanek, C. S., Szczygiel, D. M., & Stanek, K. Z. 2011, ApJ, 737, 76
 Kotak, R. & Vink, J. S. 2006, A&A, 460, L5
 Lobel, A., Dupree, A. K., Stefanik, R. P., et al. 2003, ApJ, 583, 923
 Mauerhan, J. C., Smith, N., Filippenko, A., et al. 2012, ArXiv e-prints
 Moriya, T., Tominaga, N., Blinnikov, S. I., Baklanov, P. V., & Sorokina, E. I. 2011, MNRAS, 415, 199
 Moriya, T. J. & Maeda, K. 2014, ApJ, 790, L16
 Moriya, T. J., Maeda, K., Taddia, F., et al. 2014, MNRAS, 439, 2917
 Nakar, E. & Sari, R. 2010, ApJ, 725, 904
 Ofek, E. O., Rabinak, I., Neill, J. D., et al. 2010, ApJ, 724, 1396
 Ofek, E. O., Sullivan, M., Cenko, S. B., et al. 2013, Nature, 494, 65
 Ofek, E. O., Sullivan, M., Shaviv, N. J., et al. 2014, ApJ, 789, 104
 Pastorello, A., Smartt, S. J., Mattila, S., et al. 2007, Nature, 447, 829
 Rabinak, I. & Waxman, E. 2011, ApJ, 728, 63
 Smartt, S. J. 2009, ARA&A, 47, 63
 Smith, L. F., Shara, M. M., & Moffat, A. F. J. 1996, MNRAS, 281, 163
 Smith, N., Li, W., Foley, R. J., et al. 2007, ApJ, 666, 1116
 Smith, N., Li, W., Miller, A. A., et al. 2011, ApJ, 732, 63
 Trundle, C., Kotak, R., Vink, J. S., & Meikle, W. P. S. 2008, A&A, 483, L47