

Low-speed Impact Simulations into Regolith in Support of Asteroid Sampling Mechanism Design I.: Comparison with 1-g Experiments

Stephen R. Schwartz^{a,b,*}, Patrick Michel^b, Derek C. Richardson^a,
Hajime Yano^c

^a *Department of Astronomy, University of Maryland, College Park MD 20740-2421*

^b *Lagrange Laboratory, University of Nice Sophia Antipolis, CNRS
Observatoire de la Côte d'Azur, C.S. 34229, 06304 Nice Cedex 4, France*

^c *Department of Interdisciplinary Space Science, Institute of Space and Astronautical
Science, Japan Aerospace Exploration Agency, 3-1-1 Yoshinodai, Chuo-ku, Sagami-hara,
Kanagawa 252-5210, JAPAN*

Abstract

This study is carried out in the framework of sample-return missions to asteroids that use a low-speed projectile as the primary component of its sampling mechanism (e.g., JAXA's Hayabusa and Hayabusa2 missions). We perform numerical simulations of such impacts into granular materials using different projectile shapes under Earth's gravity. We then compare the amounts of ejected mass obtained in our simulations against what was found in experiments that used similar setups, which allows us to validate our numerical approach. We then investigate the sensitivity of various parameters involved in the contacts between grains on the amount of mass that is ejected.

*

Corresponding author (Phone/Fax): +33 4 92 00 30 (55/58)

Email addresses: srs@oca.eu (Stephen R. Schwartz), michelp@oca.eu (Patrick Michel), dcr@astro.umd.edu (Derek C. Richardson), yano.hajime@jaxa.jp (Hajime Yano)

For the targets, we consider 2 different monodisperse grain-diameter sizes: 5 mm and 3 mm. The impact speed of the projectile is 11 m s^{-1} , and is directed downward, perpendicular to the surface of the targets. Using an implementation of the soft-sphere discrete element method (SSDEM) in the N -Body gravity tree code `pkdgrav`, previously validated in the context of low-speed impacts into sintered glass bead agglomerates, we find a noticeable dependence of the amount of ejected mass on the projectile shape. As found in experiments, in the case of the larger target grain size (5 mm), a conically shaped projectile ejects a greater amount of mass than do projectiles of other shapes, including disks and spheres. We then find that numerically the results are sensitive to the normal coefficient of restitution of the grains, especially for impacts into targets comprised of smaller grains (3 mm). We also find that static friction plays a more important role for impacts into targets comprised of the larger grains. As a preliminary demonstration, one of these considered setups is simulated in a microgravity environment. As expected, a reduction in gravity increases both the amount of ejected mass and the timescale of the impact process. A dedicated quantitative study in microgravity is the subject of future work. We also plan to study other aspects of the ejection process such as velocity distributions and crater properties, and to adapt our methodology to the conditions of sampling mechanisms included in specific mission designs.

Keywords: Asteroids, surfaces; Collisional physics; Granular material; Sampling mechanism; Geological processes; Regoliths

1. Introduction

The impact process plays a major role in the formation and evolution of planetary systems, including our own Solar System. It is particularly important because impact craters are the most commonly observed geological features on the surfaces of solid Solar System bodies. Crater shapes and features are crucial sources of information regarding past and present surface environments, and can provide us indirect information about the internal structures of these bodies as well. Piecing together the chronology of these surfaces relies on our ability to measure the size distribution of craters and to discriminate between primaries and secondaries, the latter the result of low-speed impact ejecta falling back upon the surface. Low-speed impact mechanisms are also being purposefully implemented into the design of robotic spacecraft missions as a way to collect samples from the surfaces of small bodies such as asteroids and comet nuclei. Specific mechanisms have been incorporated, for instance, by JAXA's Hayabusa and Hayabusa2 missions (Fujiwara et al., 2006; Tachibana et al., 2013). The Hayabusa2 mission is targeted for launch in late 2014, and aims to collect surface and sub-surface samples from the primitive near-Earth (C-type) asteroid 1999JU₃ (Vilas, 2008) by firing a small, low-speed, semispherical projectile, similar to the projectile aboard the previous Hayabusa mission (Fujiwara and Yano, 2005; Yano et al., 2006). The Hayabusa2 sample is scheduled to be returned to Earth in 2020.

In this paper we investigate the influence of various projectile shapes, for use in performing low-speed impacts, on the amount of ejected mass from coarse granular material targets. This allows for the determination

of the optimal shape for maximizing the amount of material ejected (and thus collected) from surfaces composed of granular material for purposes of collector design aboard sample-return missions. Moreover, the outcomes are also relevant to the study of secondary cratering, the result of re-impaction of ejecta following a larger impact event, since the outcomes of such processes may be sensitive to the projectile shape.

The rationale in the assumption that asteroid surfaces consist of granular material is based on the results of several observations. First confirmed by space missions that have visited asteroids in the last few decades (Veverka et al., 2000; Fujiwara et al., 2006), it appears that all encountered asteroids thus far are covered with some sort of granular material, usually referred to as “regolith.” To date, this includes a large range in asteroid sizes, from the largest one visited, by the Dawn spacecraft, the main belt asteroid (4) Vesta, which measures ~ 500 km across, to the smallest one, sampled by the Hayabusa mission, the NEA (25143) Itokawa, which measures ~ 500 m across (Russell et al., 2012; Yano et al., 2006; Miyamoto et al., 2007). Thermal infrared observations support the idea that most asteroids are covered with regolith, given their preferentially low thermal inertia (Delbó et al., 2007). Thermal inertia measurements also point to a trend based on asteroid size: larger objects are expected to have a surface covered by a layer of fine regolith, while smaller ones are expected to have a surface covered by a layer of coarse regolith (Delbó et al., 2007; Müller, T. G. et al., 2013).

In previous studies, we have satisfactorily reproduced the experimental results of low-speed impacts into sintered glass bead agglomerates (Schwartz et al., 2013). We have also demonstrated the ability to simu-



Figure 1: Cratering simulation using a target comprised of 1,137,576 particles. A 9 cm-radius projectile impacts perpendicular to the surface at a speed of 100 m/s into a 155 cm-radius half-shell filled with 1 cm-radius grains of collisional restitution coefficient 0.2. From left to right: 5 ms prior to impact; 15 ms after impact; and 375 ms after impact.

late the evolution of millions of granular particles in the context of both flow from a granular hopper (Schwartz et al., 2012b) and low-speed cratering events (e.g., Schwartz et al. 2012a); the latter included an evaluation of ejecta speeds and trajectories, and a preliminary analysis of resulting crater sizes and morphologies at the site of the impact (see Fig. 1).

In principle, if the cratering process involves monolithic rock and/or if the impact speed is in the hypervelocity regime (i.e., is larger than the sound speed of the material), then hydrocode simulations that take into account large plastic deformations and phase changes of particles are the most adapted to model the process (Barr and Citron, 2011). However, if the cratering process involves a low-speed impactor into granular material, then the discreteness of particles as well as the different contact frictional forces among them must be taken into account. Sophisticated constitutive equations may be implemented into hydrocodes to study these types of cases, but numerical codes capable of directly simulating the evolution of particles and the contact forces between them during such impact events are probably best

suited.

We use an implementation of the Soft-Sphere Discrete Element Method (SSDEM), as developed in Schwartz et al. (2012b), to model the impact cratering process into granular materials to predict the amount of ejected mass. The numerical study presented here is based on the experimental results found by Makabe and Yano (2008) in preparation for the Haybusa2 mission, investigating the effects of different projectile shapes on the amounts of collected mass. We then perform simulations of their experiments, to compare the outcomes and provide results for a wider parameter space. Throughout this paper, when particle or projectile sizes are given, they can be assumed to represent their diameters, unless explicitly stated otherwise.

In the current study, our primary aim is to focus on the same measured outcomes from the Makabe and Yano (2008) experiments: the amount of ejected mass. We leave for future study the investigation of other interesting aspects of low-speed impacts (e.g., crater size, morphology, etc.). For this initial study, certain adaptations to the numerical code had to be made in order to simulate projectiles with shapes other than spheres (see Sec. 3). As will be explained, the shapes of the projectiles need to be modeled explicitly.

Many laboratory studies analyzing different aspects of the cratering process caused by low-speed (sub-sonic) impacts into loose granular material have already been performed. These include studies into the properties of crater growth and ejecta fate, and their correlations to impact conditions such as the impact speed, target material, projectile material, and the gravitational environment (see, e.g., Uehara et al. (2003), Yamamoto et al. (2006), Yamamoto et al. (2009), who consider crater depth and morphol-

ogy; Yamamoto et al. (2005), Housen et al. (1983), who investigate particle ejecta speeds; Nakamura et al. (2013), who consider the reaction force on the projectile as the impact process progresses; and Wada et al. (2006), for a numerical study of the excavation stage of low-speed impacts into regolith).

In Sec. 2, we give an overview of the experiments performed by Makabe and Yano (2008). We then describe our numerical method used to perform the simulations of the low-speed impacts with specific projectile shapes in Sec. 3. In Sec. 4, the simulations are presented, and their results are given. And finally, in Sec. 5, discussions, conclusions, and perspectives are presented.

2. Laboratory impacts into granular material

Makabe and Yano (2008) performed low-speed impacts into containers filled with coarse glass beads by shooting projectiles of approximately the same mass as the projectiles designed for the sampling mechanism aboard the Hayabusa spacecraft (i.e., ~ 5 g in mass) but considering a variety of shapes (Fig. 2). The primary purpose of this experiment was to look for substantial improvement of this impact sampling mechanism, in particular, for surfaces of coarse-grained regolith. A good example of such a surface is the smooth terrain of the MUSES-C region on Itokawa, which was discovered and characterized by the Hayabusa mission (Yano et al., 2006; Miyamoto et al., 2007). The portion of the experiment that we consider in this numerical study involves low-speed impacts, ~ 11 m s⁻¹, of 7 different types of projectiles into cylindrical containers, 200 mm in diameter and 150 mm in height, filled with approximately monodisperse glass beads. Two different sizes of glass beads


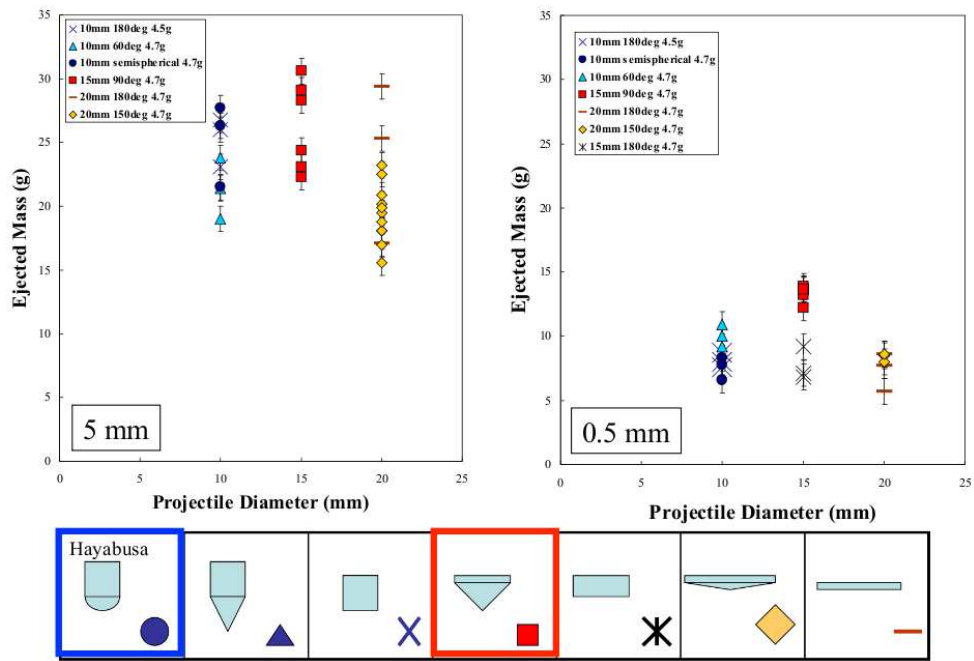


Figure 2: Successive frames showing an experiment that uses a flat projectile impacting into a target comprised of 0.5 mm glass beads, producing a symmetrical ejecta plume.

were used for the targets, 5 mm and 0.5 mm, chosen to produce projectile-to-target grain size ratios of 2:1, 3:1, and 4:1 for the targets comprised of larger grains, and 20:1, 30:1, and 40:1 for the targets comprised of smaller grains. By comparing the pre-impact weight to the post-impact weight of the targets, the amount of material ejected outside the container was measured for each of the impact experiments across the range of different projectile shapes. All projectiles were made of SUS304 metal (common steel, 8.00 g cm^{-3}), the 7 projectile shapes were [mass, diameter (or diameter of the base for cones), angle of projectile surface at impact point]: a hemisphere, as an analog of the projectile chosen for the mechanism aboard Hayabusa [4.7 g, 15 mm, rounded/spherical], three flat disks [4.5 g, 10 mm, 180 degrees; 4.7 g, 15 mm, 180 degrees; 4.7 g, 20 mm, 180 degrees], and three cones [4.7 g, 10 mm, 60 degrees; 4.7 g, 15 mm, 90 degrees; 4.7 g, 20 mm, 150 degrees]. The experimental results are shown in Fig. 3 (see Makabe and Yano, 2008 for further details of the methodology and results). Of these shapes, it was determined that the 90-degree cone tended to produce the greatest amount of ejected material.

3. Numerical method

We attempt to replicate numerically, the experiment described in Sec. 2 as a verification test of the code’s applicability in the context of granular impacts



Credit: *Makabe and Yano (2008)*

Figure 3: Total mass ejected using 7 impactor shapes (see labels on the plots). Left: target comprised of 5 mm glass beads. Right: target comprised of 0.5 mm glass beads. All projectiles were directed downward at 11 m s^{-1} , impacting the surface with a normal (perpendicular) impact angle.

and its usefulness in simulating specific aspects of the sampling mechanism that can be designed and used on future sample return missions. We use an implementation of the Soft-Sphere Discrete Element Method (SSDEM), as developed in Schwartz et al. (2012b) for the N -Body code `pkdgrav` (Stadel, 2001), a numerical gravity solver, adapted for planetary science applications by Richardson et al. (2000). In order to perform a satisfactory replication of the types of experiments described in Sec. 2, we first need support for non-spherical projectile shapes. Thought was given to the idea of making these shapes out of rigid aggregates (Richardson et al., 2009) or out of cohesive soft-sphere agglomerates (Schwartz et al., 2013). To date, the collisional routines in `pkdgrav` have been limited by the fact that particles in the simulation are taken to be spherical. Spherical particles are convenient because intersections are easy to detect: if the sum of the radii of two particles is larger than the distance between their centers-of-mass (COMs), then the two particles are in contact. Further, the plane of contact between a particle and its neighbor is easier to locate in the case of two overlapping spheres than it is for objects of arbitrary shape (cf. Schwartz et al. 2012b). This owes to the fact that alignment between spherical bodies is largely irrelevant and that every point on a spherical particle’s (undeformed) surface is known given the radius and COM location of the particle. This simplifies the coding and lessens the number of computations needed to be performed during a given integration timestep, making the simulation run quickly. However, in the real world, perfectly spherical grains are difficult to find, even in a controlled laboratory setting, much less in the surface regolith that appears to cover the vast majority of solid bodies in the Solar System. Since these effects could be important,

tools have been developed for `pkdgrav` that help account for the effects of non-spherical objects. These include the use of movable, but non-reactionary, boundary walls (Richardson et al., 2011; Schwartz et al., 2012b). Effects of non-sphericity are accounted for with the use of “quasi-reactionary” boundary walls in place of the particle (described below). We have also introduced complex wall geometries to account for non-spherical projectiles involved in our low-speed impact models (Schwartz et al., 2012b).

Relative to the Earth’s gravitational field, self-gravity between particles is insignificant and was turned off for these simulations to save computational time. The neighbor-finding routine of the tree code, used to quickly and efficiently perform interparticle gravity calculations, however, is still used to speed up neighbor searches. It generates a list of closest neighbors for each particle at each timestep in order to check for overlap (contacts); and at every timestep, every particle is checked for states of overlap with its closest neighbors (without redundancy), the projectile, and each boundary wall. Further details, including the specific treatments of the different types of particle-wall interactions, are contained in Schwartz et al. (2012b).

For simulations under Earth’s gravity conditions, two targets were prepared, one using 5-mm monodisperse particles and one using 3-mm monodisperse particles. As stated in Sec. 2, the laboratory experiments involved targets comprised of 5-mm particles and 0.5-mm particles. Although it is feasible to calculate an impact on a target comprised of several tens of millions of particles, which is what would be required for the 0.5-mm case, we chose to use particles of 5 mm and 3 mm in order to perform a number of simulations in a reasonable amount of time, and to nonetheless attempt to

assess the effects of grain size on the outcome.

To prepare a given target, we suspended arrays of particles above an empty cylindrical container, the same size used in the experiments (described in Sec. 2), and then simulated a funnel that allowed these particles to empty into the container gradually under the influence of Earth's gravity. In order to further randomize the granular configuration, we subjected the container to forced oscillations along the axis of the cylinder, jostling the particles, which we then allowed to resettle inside. We then deleted those particles located above the rim of the container, causing in turn a very slight readjustment of those particles remaining inside the container (since the configurations of soft-sphere particles are sensitive to changes in confining pressure). After ensuring that all motion had once again seized, the targets ended up with packing densities of 62% and 63% for the 5-mm-bead targets and the 3-mm-bead targets, respectively, comparable to the targets in the laboratory, which had estimated packing densities of around 64%.

We measured the amount of ejected mass by the same criterion used experimentally, namely, by counting a grain as having been ejected if and only if it escapes the container (particles lofted as a result of the impact, but which land and remain inside the container do not count toward the ejected mass, since they would not have been counted in the laboratory experiment). As each impact simulation is running, periodic checks are made to analyze the position and momentum-state of each grain. Grains below the rim of the container with COM distances from the vertical axis greater than the radius of the container are considered ejected. For each grain above the rim of the container, the code outputs its position, its vertical and radial

velocity components, and, assuming a parabolic (collisionless) trajectory, the time when and position where it will cross the plane of the container top. When grain centers are located no higher than about 3 grain diameters above the rim and are effectively still (speeds $\lesssim 10^{-3}$ cm s $^{-1}$), the simulation is assessed qualitatively using the ray-tracing visualization tool POV-Ray to build an animation. If we confirm both quantitatively and visually that further integration would not yield the ejection of additional grains from the container, then the mass located at distances from the vertical axis greater than the container radius are summed; this sum is taken to be the ejected mass.

Since walls are normally not configured to feel any reaction force, in order to correctly account for resistance by the granular target to penetration, the projectiles formed by combining wall primitives were given special treatment. For simplicity, and taking advantage of the cylindrical symmetry in each of the impacts described in Sec. 2, only the motion along the track of the projectile's initial trajectory is affected. The implicit assumption is that momentum transfer from the granular material onto the projectile's COM, along the direction of its initial trajectory, should account for the majority of the total work that the material does on the projectile in the actual experiment.

The acceleration of an individual particle (grain) due to its collision with the impactor relative to the impactor is given by F/μ , where F is the force exerted on the particle and μ is the reduced mass of the grain-projectile system. In these simulations, since the projectile mass is much larger than the mass of individual grains in the considered cases, we take μ to be equal

to the mass of the grain for grain-projectile collisions. For instance, the mass of an individual 5-mm glass bead is 0.163 g, and the mass of each projectile, which matches its respective counterpart in the laboratory, is 4.7 g (4.5 g, in the case of the flat 10-mm disk)—this gives a reduced mass of 0.158 g; for the 3-mm glass bead targets, the mass and reduced mass of the target particles are 0.0353 g and 0.0351 g, respectively. This slight violation of the law of conservation of energy is not a concern in this scenario since there are significant damping effects (the coefficient of restitution of the grains is less than unity) that utterly dominate the energy loss to the system. Figure 4 shows a comparison of the penetration depth of the projectile as a function of time from two different impact simulations into targets comprised of 3-mm glass beads: one simulation uses a projectile made from a soft-sphere particle, and the other uses a projectile made of a “shell” wall primitive, both equal to the size and mass of the semispherical projectile used in the experiments (note that the hemisphere used in the experiments was substituted for a sphere in the simulations, but both show the same surface to the target upon impact). It can be seen that the path of the free soft-sphere projectile particle is similar to the path followed by the shell projectile. Three factors contribute to the slight differences in the curves: 1) the assumption that $\mu = m$, as discussed; 2) the fact that torques (although the projectile is a sphere, it can still receive a torque due to surface friction effects) and translational motion parallel to the surface that are imparted upon the soft-sphere projectile particle are ignored in the case of the shell projectile; 3) differences in numerical roundoff error as the order of mathematical operations may be different (e.g., “ $a + b = b + a$ ” does not hold for finite-precision floating-point operations). However,

the fact that the latter option might even be a consideration points to the similarity of these two simulations (the final penetration depths of the soft-sphere projectile and shell projectile are 66.22 and 65.31 mm, respectively, a difference of less than 1 mm or about 1 part in 72) and shows that the wall primitive serves as a good proxy for a soft-sphere particle impactor. For different shapes, the second factor above could become more of a concern; this is discussed further in Sec. 5. Any projectile shape that can be created using arbitrary numbers and combinations of the six wall primitives described in Schwartz et al. (2012b) can be substituted for the shell. In this study, disks and cones of infinitesimal thickness are also used to simulate projectile shapes.

4. Numerical simulations and results

In order to develop good numerical representations of these impact experiments, parameters of the target material must first be constrained. We chose values for the normal and tangential soft-sphere stiffness parameters to $k_n = 1.37 \text{ kg s}^{-2}$ and $k_t = (2/7)k_n$, respectively, such that the simulated grains are sufficiently stiff to suffer overlaps of only 1–2% of their radii even in the case of a direct hit from a 11 m s^{-1} projectile (as a utility that accompanies the collision code, additional software has been written to compute appropriate values of the stiffness parameters). In performing this study, the same values of the stiffness parameters, k_n and k_t , were used to govern every collision, i.e., grain-grain, grain-projectile, and grain-container.

Holding these stiffness parameters fixed, there are 5 more free parameters in these simulations that correspond to some of the physical properties

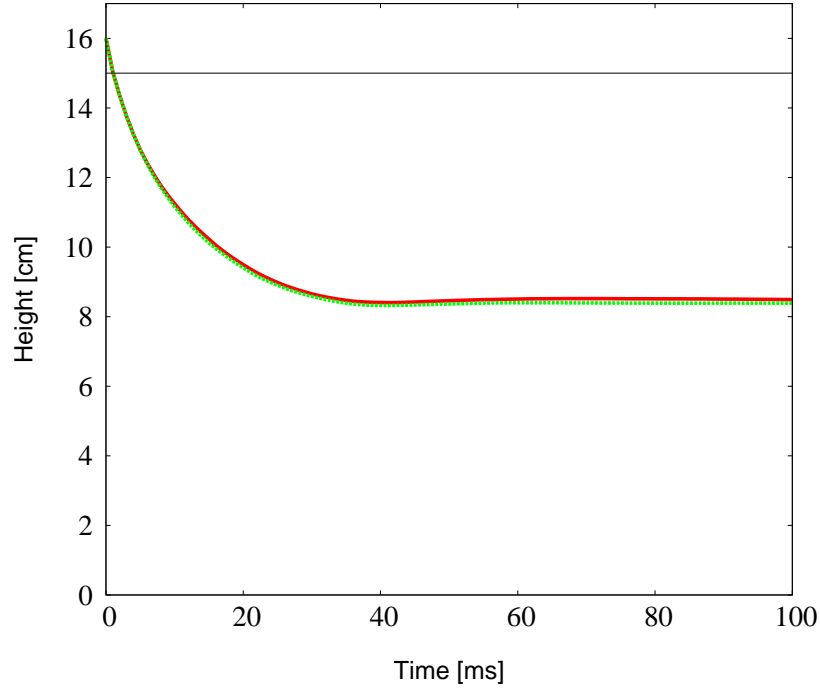


Figure 4: Height of projectile as a function of time using different representations of a spherical intruder for two otherwise identical simulations. The solid (red) line represents the free soft-sphere particle, the dashed (green) line represents the shell of equal size and mass, and the thin solid line at 15 cm shows the initial surface height of the target. Outcomes of the two cases are similar, with the final depth of the projectiles differing by less than a single target particle radius, justifying our methodology in situations where the effects from torques and lateral forces on the projectile can be ignored safely. Also evident is a slight rebound effect of the projectiles after achieving their maximum depths (they then exhibit highly damped oscillation around their final, equilibrated penetration depths).

of the granular material and that are also not constrained by the experiment: the coefficient of static friction μ_s , the coefficient of rolling friction μ_r , the coefficient of twisting friction μ_t , the normal restitution coefficient ε_n , and a measure of the kinetic damping effects in the tangential direction ϵ_t (see, e.g., Schwartz et al. 2012b for detailed definitions). The projectile also requires specification of these same free parameters.

For simplicity, we prescribed that a grain in contact with either the projectile or the container is governed by conservative values of ε_n and ϵ_t of 0.5 and 1.0, respectively, i.e., moderate collisional dissipation and no sliding friction. Other material friction parameters for grain-projectile and grain-wall contacts, μ_s , μ_r , and μ_t , were taken to be identical to the grain-grain contacts of the particular simulation (see below). Since only a relatively small fraction of particles interact directly with either the projectile or the container, these values were not tuned to match the experiments; instead, plausible values were chosen.

For the targets, we used 2 grain configurations, one corresponding to simulations that involved impacts into 5-mm grains and the other corresponding to simulations that involved impacts into 3-mm grains. We picked one spot within a 2-mm square region at the center of the targets' surfaces, at random, as the primary impact point for every projectile; this point lies 1.14 mm from the center. This was done in part to control for variations in the precise bead configurations and impact points over the range of parameter space investigated, allowing us to measure the effects of each parameter using a limited number of simulations. As an additional simulation suite, we also chose 2 impact scenarios for which we varied the point of impact, one

involving the 5-mm-grain target, and one involving the 3-mm-grain target, in order to assess how a change in the precise impact point may affect the amount of material ejected (discussed below in this section).

To sweep this parameter space and analyze the dependencies of these parameters (μ_s , ϵ_n , ϵ_t , μ_r , and μ_t) on the amount of material ejected, we performed a large suite of simulations using one experimental configuration (the same shape impactor and target grain size), varying the values of these 5 parameters. The experimental configuration that we chose to use as this baseline configuration was the collision involving the 90-degree cone projectile into the target comprised of 5-mm grains. This projectile was chosen because it was highlighted in the experiments as being more efficient than a semispherical projectile at ejecting mass from a target (Makabe and Yano, 2008). The grain size of 5 mm was chosen because this matched an actual experiment to simulate coarse grains in the size order that the Hayabusa spacecraft (spatial resolution of 6–8 mm-per-pixel) observed in the gravel field of the MUSES-C region on Itokawa. We thus performed 93 impacts into the 5-mm-bead targets using the 90-degree solid-angle-conical impactor. These 93 impacts each used different values of the five material parameters mentioned. The latter 2 parameters, μ_r and μ_t , were found to have less influence on the amount of material ejected (see the discussion below). From these 93 parameter sets, we chose 5 sets (PS₁–PS₅; see Table 1) that each matched the mass-loss results from the baseline experiment, and that also exhibited variety in the parameter values. We then used these 5 sets of parameters with each of the 7 impactor shapes, and each of the 2 targets, comprised of monodisperse 5-mm grains and monodisperse 3-mm grains, giving a total

of 70 impact simulations. Using one of these parameter sets (PS₂), the 90-degree cone impactor, and the 2 targets (5-mm grains and 3-mm grains), we performed 16 additional impacts (8 on each target), varying the precise point on the target bed where the projectile collides to help assess the importance of the precise point of impact (the result of the impact may differ between head-on collisions and collisions between grains). The 8 additional impact points were distributed uniformly on a circle of radius 2 mm centered on the original impact point. For 5-mm grains, over the sample of the 9 impacts (primary impact point plus the 8 additional impacts), the measured amount of ejected mass was 28.0343 +/- 1.9422 g (1- σ deviation). The scatter is even less in the case of 3-mm grains, where the measured amount of ejected mass was 29.3830 +/- 0.9353 g.

In all, 179 impacts were simulated using multi-core parallel processing; each simulation ran for between one day and two weeks, depending on the target and the processor speed. In addition to these simulations, an additional 6-week simulation was performed that considers the 15 seconds following an impact under microgravity conditions to prepare future investigations closer to the actual gravitational environment on these small bodies.

The results from the impact simulations were compared against the experimental results, and were also analyzed to determine how the values of specific parameters influence the amount of mass ejected from the container. Preliminary exploration of the full material-parameter space suggests that μ_r and μ_t can affect the penetration depth of the projectile, and thus the total amount of mass ejected, but only when used in conjunction with sufficiently high values of μ_s , typically at values of μ_s greater than those used in

this study. Used in conjunction with relatively low values of μ_s (≤ 0.1 ; see Table 2), both μ_r and μ_t show no discernible effect on the amount of mass ejected. In simulations with $\mu_s = 0.3$, higher values of μ_r tend to decrease the amount of ejected mass (Fig. 5; right). The resulting crater shape will also be highly affected by the μ_r parameter, however crater morphology is deferred to a future study. Effects on the amounts of mass ejected due to variations in the value of μ_t were indiscernible from any of these data. In order to limit the wide parameter space to be explored, and because they have little influence on the amounts of mass ejected when used in conjunction with the values of the other SSDEM parameters chosen to match the amounts of mass ejected experimentally, the parameters μ_r and μ_t were kept at zero within these parameter sets.

Using different combinations of 3 parameters, μ_s , ε_n , and ϵ_t , these 5 parameter sets were selected such that they each eject the same amount of mass for one experimental setup: the 90-degree cone impacting into 5-mm beads, as explained earlier. Therefore, it must be kept in mind that patterns in the results of the 70-run suite (Figs. 6–7) will be relative to this baseline setup. Impacts from any projectile shape into either of the 2 targets show that an increase in μ_s decreases the amount of mass ejected, a decrease in ϵ_t (an increase in tangential damping forces; see the equation in the caption of Table 1) also decreases the amount of mass ejected, but that an increase in ε_n increases the amount of mass ejected. Figure 5, showing data from the 93-simulation parameter sweep, shows that in the ranges of values tested, μ_s decreases, and that ε_n and ϵ_t increase, the amount of total ejected mass.

Results from the use of the 3-mm particles show that the simulations from

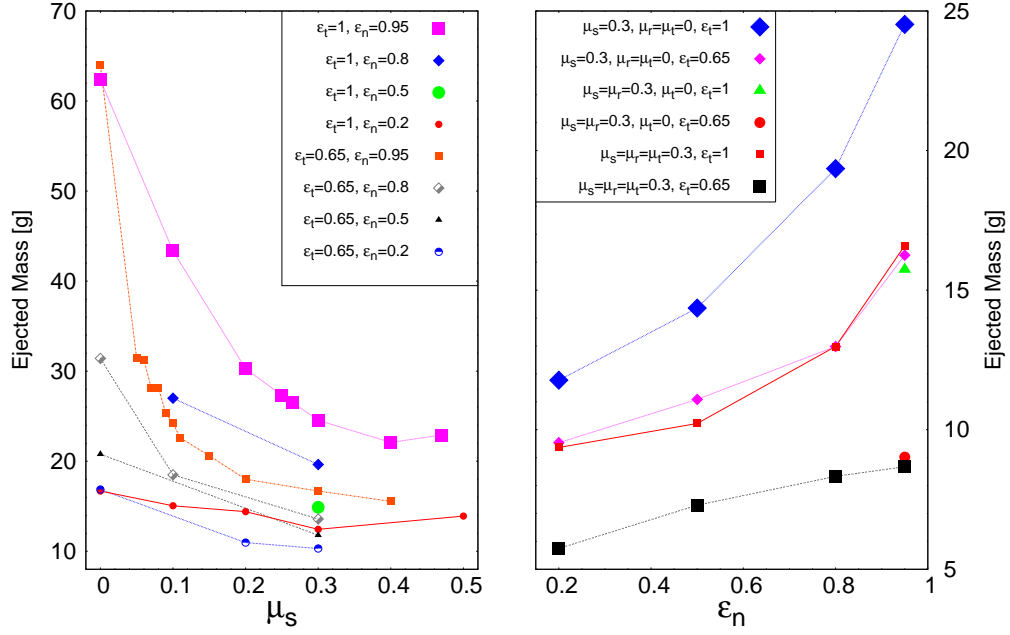


Figure 5: Total mass ejected using the 90-degree cone impactor shape and different SS-DEM parameters (see labels on the plots) with selected data taken from the 93-simulation parameter sweep. Left: total ejected mass plotted against the coefficient of static friction. Increasing the value of the static friction parameter decreases the amount of mass ejected for low to moderate values of μ_s . Included are the results for all simulations with $\epsilon_t = 1$ and $\epsilon_t = 0.65$. Right: total ejected mass plotted against the coefficient of restitution for cases with $\mu_s = 0.3$. Higher values of the coefficient of restitution parameter tend to increase the amount of mass ejected. Dependencies of total mass ejected on parameters other than μ_s and ϵ_n can also be inferred (see text).

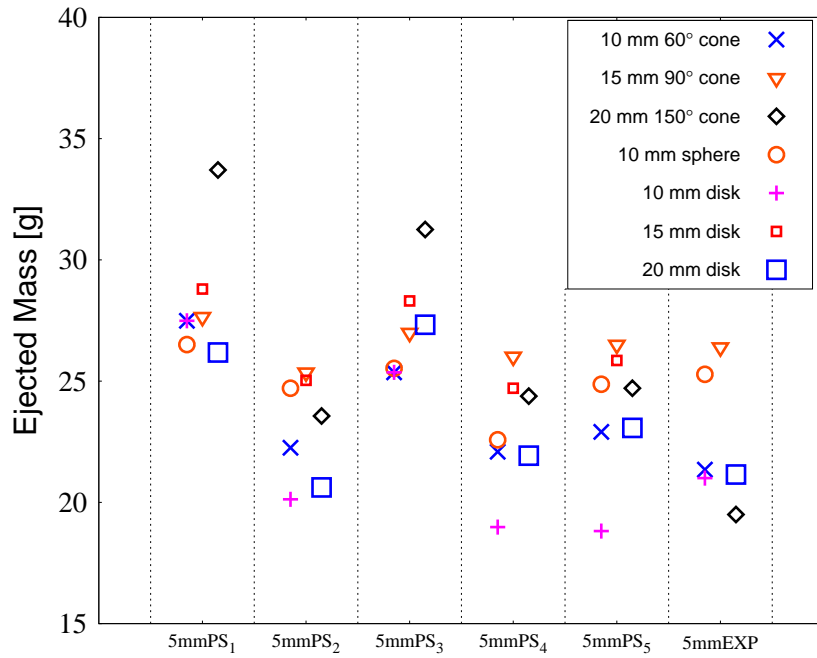


Figure 6: Ejected mass from simulations using 5 mm particle targets, the 5 parameter sets (PS₁–PS₅; see Table 1), and 7 projectiles. The experiments that use the 5 mm particle targets (5mmEXP) are also shown for comparison. (No experiments were performed using the 15 mm disk projectile into the target of 5 mm particles.)

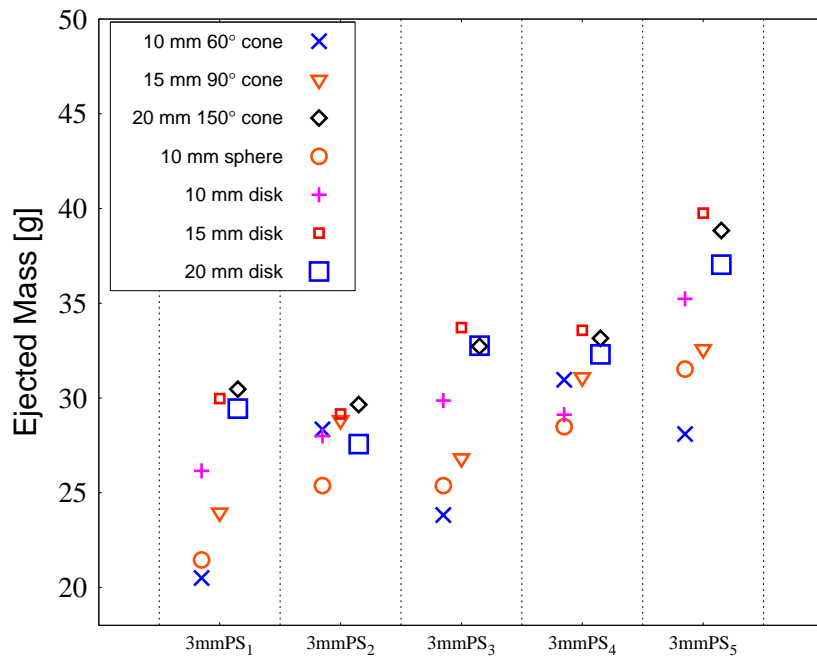


Figure 7: Ejected mass from simulations using 3 mm particle targets, the 5 parameter sets (PS₁–PS₅; see Table 1), and 7 projectiles.

the 70-run suite with greater static friction tend to increase mass loss (the parameter sets PS₁–PS₅ are ordered with increasing μ_s , while each set has different values for the other parameters). This result means that μ_s , relative to ε_n and ϵ_t , has less of an effect on the total amount of ejected mass for the smaller, 3-mm beads than it does for the larger, 5-mm beads. (Conversely, if the trend were reversed—that is, a trend showing a decrease in total mass ejected from left to right in Fig. 7—this would imply that μ_s had a greater effect on the amount of mass ejected on the 3-mm beads than it does on the 5-mm beads impacted with the 90-degree cone projectile.)

In the case of the baseline experiment—the 90-degree cone impacting into 5-mm beads—an increase in static friction requires a corresponding increase in ε_n (PS₁, PS₃, and PS₅) in order to eject the same amount of mass. In the case of the 3-mm beads (Fig. 7), the increases in ε_n tend to overcompensate for the change in μ_s , showing that the ejection of 3-mm beads is more sensitive to the parameter ε_n than to the parameter μ_s , relative to the baseline experiment. At the 5-mm grain size, mass loss does not correlate with static friction across these parameter sets. This shows that, relative to each other and within the set of projectile shapes used, the simulations involving 5-mm beads tend to have similar dependencies on these two parameters.

Over the 5 parameter sets that use the targets comprised of 5-mm beads (hereafter referred to as 5mmPS₁–5mmPS₅), ε_n seems to be the dominant parameter in determining mass loss: 5mmPS₂, 5mmPS₄, 5mmPS₅ each share the same high value of ε_n , namely 0.95. This means that an increase in ε_n does less to increase the amount of ejecta for the simulations with 5-mm beads than for those with 3-mm beads, save for the baseline experiment

and the spherical projectile. The experimental results using the 5-mm beads appear to match better the simulations that use an $\varepsilon_n = 0.95$ (see Sec. 5 for continued discussion). For most projectile shapes, larger values of ε_n do less to increase mass ejection of 5-mm beads than they do in the baseline simulations. This is especially the case for the the 20-mm disk, 150-degree cone, and the 10-mm disk projectiles. For each simulation using $\varepsilon_n = 0.95$ and 5-mm beads, the 90-degree cone projectile maximizes the amount of ejected mass, which agrees with the experimental results.

One advantage of our numerical approach is that we can place the simulated processes into different gravitational environments, suitable for different locations throughout the Solar System. Being primarily interested in conditions relevant to asteroid sampling mechanisms, outside of this suite of runs under the influence of Earth’s gravity, we also performed a first impact simulation, using the 90-degree canonical projectile into a 5mmPS₂ target under microgravity conditions (10^{-6} Earth gravity). Snapshots of the simulation are shown in Fig. 8. Although this simulation was not carried out as part of a complete study involving different gravitational regimes, which will be the subject of a future work, it demonstrates the applicability of our approach to the surface environment of a small asteroid. As one might expect when using the same impact speed in microgravity environments, 11 m s⁻¹, boundary conditions (container size) quickly become important. A measurement of the projectile penetration depth, and of the amount of ejected material at a given time after the impact, is given in Fig. 9. Because of the longer timescales involved in low-gravity conditions, simulations need to be run much further forward in time to capture more of the process. Future studies will be carried




Figure 8: Successive frames showing an 11 m s^{-1} impact simulation of the 90-degree cone into 3 mm particles under microgravity conditions. From left to right: time of impact; 10 ms after impact; 100 ms after impact; 1 s after impact; 10 s after impact. After 10 s, the projectile has descended about 11 cm (just out of the snapshot frame), the ejecta plume near the surface is populated with low-speed ejecta ($< 1 \text{ cm s}^{-1}$), and material continues to be expelled slowly from the container.

out to obtain a more complete understanding of the nature of these impact processes under these gravitational regimes.

5. Discussions, conclusions, and perspectives on this work

We performed numerical impact simulations to measure the amount of granular material ejected as a result of impacts from different projectile shapes. The experiments on which these simulations were based had made use of Hayabusa spacecraft observations of coarse-grained regolith on Itokawa to determine relevant grain sizes to use (5 mm) on bodies with similar surfaces. Targets comprised of 0.5-mm beads were also used in experiments to explore larger projectile-to-target grain size ratios. Firing projectiles of similar mass as the projectile chosen for the sampling mechanism aboard Hayabusa, the results suggest that the projectile shape that corresponds to the 90-degree cone was likely to eject the greatest amount of regolith, especially when using the larger mass ratio. The simulations performed in this study did not use 0.5-mm beads for reasons of computational cost (see Sec. 4). In this study, only numerically modeled containers filled with 5-mm

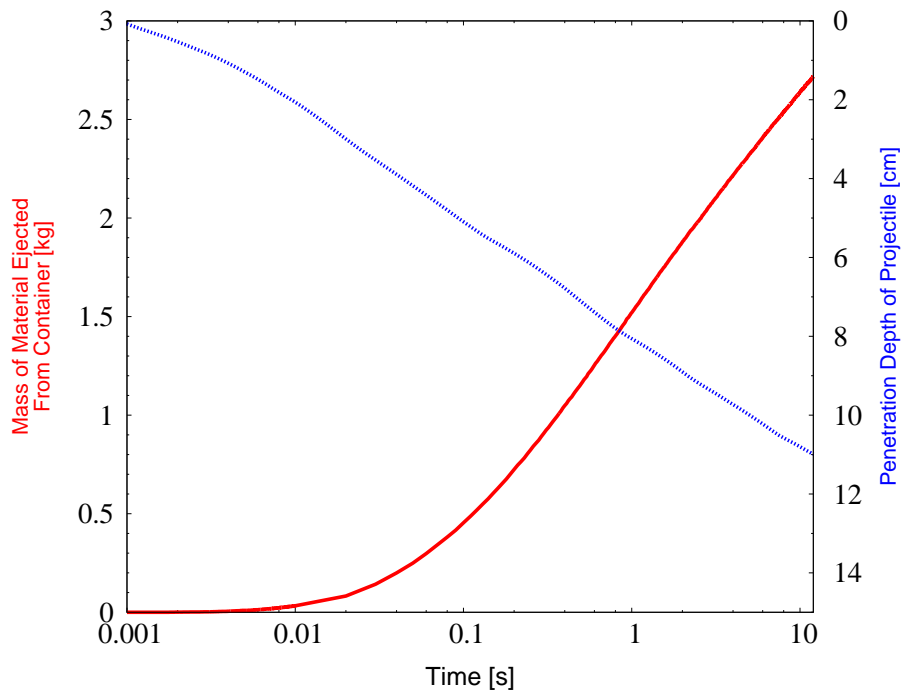


Figure 9: Ejected mass (red/solid line) and projectile penetration depth (blue/dotted line) vs. time after impact. Results obtained from a simulation using 5 mm particle targets with the second material parameter set (PS₂) under microgravity conditions. The 90-degree canonical shape was used as the projectile.

beads and containers filled with 3-mm beads were used. The limited grain-size regimes of our simulations meant we were unable to explore or account for the systematic decrease seen experimentally in the total amount of ejected mass when particle size is decreased from 5 mm to 0.5 mm.

We developed and used a new feature allowing projectiles to take on non-spherical shapes, but with the primary limitation that it neglects torques and transverse forces on the projectile. We explored parameter space based on the experiments that included the 90-degree cone projectile and the containers filled with 5-mm glass beads. Ninety-three simulations were performed to replicate this experiment using a wide range of parameters, holding the precise impact point and target configuration fixed. Within the range explored, we assessed the effects of 5 different SSDEM parameters (Fig. 5; Table 2). We found that greater static friction decreases the total amount of mass ejected, although this effect seems to lessen at the larger end of values of static friction explored here (simulations have $0.0 \leq \mu_s \leq 0.5$). Also, we found increasing ϵ_n and ϵ_t increases the amount of mass ejected (we did not explore values of ϵ_t lower than 0.2). At low values of μ_s (≤ 0.1), rolling friction appears to have little if any effect on the amount of mass ejected, however, at higher values of μ_s , an increase in μ_r decreases the amount of mass ejected. In the parameter space explored, we did not find μ_t to affect the amount of mass ejected.

We also explored the effect of varying the precise impact point of the 90-degree cone projectile onto the target and found relatively small $1\text{-}\sigma$ deviations of about 7% of the mean amount of mass ejected (just under 2 g) and about 3% of the mean amount of mass ejected (just under 1 g) for the

respective cases of the 5-mm beads and the 3-mm beads.

After our preliminary exploration of the material-parameter space using a single projectile, we then selected 5 parameter sets based on how well the corresponding simulations matched the experimental results. These parameter sets, together covering a wide range in parameter space (omitting μ_r and μ_t), were then used to simulate impacts for each of the 7 projectiles into the 2 containers (one was filled with 5-mm beads and the other with 3-mm beads).

The simulated impacts into 5-mm beads matched up well with the experimental results, both in regard to the amount of mass ejected and to the relative ordering of the projectiles that ejected the most mass (see Fig. 6). This was especially the case when using beads with a high normal restitution coefficient of 0.95. The spherical projectile (Hayabusa-type) in the 5-mm cases shows similar mass loss across the parameter sets, which means that these parameters affect the results using the spherical projectile in a similar manner as they do using the 90-degree cone. Some of the other projectile shapes, such as the 150-degree cone, showed more variation, and more sensitivity to the value of the normal coefficient of restitution. The 90-degree cone projectile ejected a similar amount of mass when impacted into targets comprised of 3-mm beads as it did into the targets comprised of 5-mm beads, namely in the ~ 25 – 30 -g mass range, but the flat disks and 150-degree cone produced more ejected mass in many of the cases that used the 3-mm beads. Since there were no impact experiments that used 3-mm beads, nor were there numerical simulations that used 0.5-mm beads, it remains unclear how sensitive the results of mass ejection are on the projectile-to-target grain size

ratios.

For example, could the neglecting of torques felt by the projectile (Sec. 3) be responsible for the fact that the 90-degree cone did not eject more mass relative to others in the case of the 3-mm beads? Neglecting these torques is warranted for the spherically shaped projectile in this type of impact simulation, however, for shapes that are prone to feel relatively large torques, this assumption is less sound. Although the target is cylindrically symmetric on average, small asymmetric forces on, say, a thin flat disk, could cause some modest rotation and lateral motion, influencing the way that energy is delivered to the target grains. This said, it should be noted that this did not seem to be a factor in the simulations that used the spherical projectile and targets of 5-mm beads (Fig. 4). Additionally, in the experiment, images obtained of a disk projectile penetrating the target show an extremely symmetrical ejecta plume, which may mean that there is very little rotation or lateral motion of the projectile during penetration (Fig. 2). Nevertheless, neglecting these degrees-of-freedom on projectiles in simulation could lead to an overestimation of the amount of material ejected; for these reasons, one should expect this to be more of a factor when considering the wider disk and the 150-degree cone projectiles. These projectiles did seem to “over-perform” in simulations using 3-mm beads; that is, they seemed to eject more mass relative to the other projectiles than one might expect based upon the experimental results using other bead sizes.

The 3-mm bead targets were affected more by the combination of ε_n and ϵ_t than they were by μ_s , relative to the baseline simulation. The 5-mm bead targets seemed to all be affected by the μ_s parameter in a similar way. It

was found that ε_n generally affects the targets comprised of 3-mm beads in a similar way as it affects the baseline simulation. The targets of 5-mm beads using the other projectile shapes, with the exception of the sphere, were affected more by the combination of μ_s and ϵ_t than they were by ε_n . This implies that ε_n may do more to increase the amount of mass ejected from targets comprised of smaller grains, and that μ_s may do more to suppress the amount of mass ejected from targets comprised of larger grains that are of more comparable size to the impactor (i.e., smaller projectile-to-target grain size ratio). For these larger target grains, it would seem that surface friction effects play a strong role, but as target grain sizes become significantly smaller than the impactor (i.e., larger projectile-to-target grain size ratio), material properties other than the normal restitution coefficient become less important. This makes some intuitive sense because smaller grains imply a greater number of grains in a given volume, leading to a greater number of collisions, increasing the importance of collisional dissipation. Although the sample size here is small, these results are worthy of further investigation.

In all, our numerical methodology reproduces important aspects of the experiments, leading to the same conclusion that the 90-degree cone is the projectile shape that appears to eject the most 5-mm grain material. We can therefore have some confidence in applying our approach in different regimes. The next steps include the simulation of granular impacts in faster speed regimes (ranging from 100 m s^{-1} to 300 m s^{-1} , which include cases of the Hayabusa-type sampling mechanism) and simulations under various gravitational regimes, such as the microgravity environments of asteroids like Itokawa (Hayabusa) and 1999JU₃ (Hayabusa2); such a study is underway

(see Figs. 8 and 9). The integration of impacts until later times, in order to analyze the resulting crater morphology and ejecta paths, will also be carried out. Finally, we note that in low-gravity regimes, and when using small particles, van der Waals forces can become relevant (London, 1936; Scheeres et al., 2010), and so it would be prudent to include these forces in simulations. This is a capability of the code that we plan to test.

ACKNOWLEDGMENTS

This material is based on work supported by the National Aeronautics and Space Administration under Grant Nos. NNX08AM39G, NNX10AQ01G and NNX12AG29G issued through the Office of Space Science and by the National Science Foundation under Grant No. AST1009579. S.R.S. and P.M. acknowledge support from the French Space National Agency (CNES). S.R.S. acknowledges support from the Chateaubriand 2011 fellowship from the Embassy of France in the United States and partial support from the European Union Seventh Framework Programme (FP7/2007-2013) under grant agreement No. 282703-NEOShield. H.Y.s contributions were partially supported by the Japan Society for the Promotion of Science Grant-in-Aid for Scientific Research on Innovative Areas (Grant No. 20200048) entitled “Innovation of Microgravity Geology.” Most of the computation was performed using the Beowulf computing cluster (*yorp*), run by the Center for Theory and Computation at the University of Maryland’s Department of Astronomy, while many runs were also performed using that department’s public-use machines. For data visualization, the authors made use of the freeware, multi-platform ray-tracing package, Persistence of Vision Raytracer (*POV-Ray*).

References

- Barr, A.C., Citron, R.I., 2011. Scaling of melt production in hypervelocity impacts from high-resolution numerical simulations. *Icarus* 211, 913–916.
- Delbó, M., dell’Oro, A., Harris, A.W., Mottola, S., Mueller, M., 2007. Thermal inertia of near-Earth asteroids and implications for the magnitude of the Yarkovsky effect. *Icarus* 190, 236–249. doi:10.1016/j.icarus.2007.03.007.
- Fujiwara, A., Kawaguchi, J., Yeomans, D.K., Abe, M., Mukai, T., Okada, T., Saito, J., Yano, H., Yoshikawa, M., Scheeres, D.J., Barnouin-Jha, O., Cheng, A.F., Demura, H., Gaskell, R.W., Hirata, N., Ikeda, H., Kominato, T., Miyamoto, H., Nakamura, A.M., Nakamura, R., Sasaki, S., Uesugi, K., 2006. The Rubble-Pile Asteroid Itokawa as Observed by Hayabusa. *Science* 312, 1330–1334. doi:10.1126/science.1125841.
- Fujiwara, A., Yano, H., 2005. The asteroidal surface sampling system on-board the Hayabusa spacecraft. *Aeronautical and Space Sciences Japan* 53, 620, 264–271.
- Housen, K.R., Schmidt, R.M., Holsapple, K.A., 1983. Crater ejecta scaling laws - Fundamental forms based on dimensional analysis. *J. Geophys. Res.* 88, 2485–2499. doi:10.1029/JB088iB03p02485.
- London, F., 1936. On condensed helium at absolute zero. *Proceedings of the Royal Society of London. Series A-Mathematical and Physical Sciences* 153, 576–583.

- Makabe, T., Yano, H., 2008. The effective projectile shape for asteroid impact sampling. Proc. The 26th Intl Conf. Space Tech. and Sci. , 2008–k–08, ISTS Web Paper Archives (<http://archive.ists.or.jp/>).
- Miyamoto, H., Yano, H., Scheeres, D.J., Abe, S., Barnouin-Jha, O., Cheng, A.F., Demura, H., Gaskell, R.W., Hirata, N., Ishiguro, M., Michikami, T., Nakamura, A.M., Nakamura, R., Saito, J., Sasaki, S., 2007. Regolith Migration and Sorting on Asteroid Itokawa. *Science* 316, 1011–1014. doi:10.1126/science.1134390.
- Müller, T. G., Miyata, T., Kiss, C., Gurwell, M. A., Hasegawa, S., Vilenius, E., Sako, S., Kamizuka, T., Nakamura, T., Asano, K., Uchiyama, M., Konishi, M., Yoneda, M., Ootsubo, T., Usui, F., Yoshii, Y., Kidger, M., Altieri, B., Lorente, R., Pál, A., O’Rourke, L., Metcalfe, L., 2013. Physical properties of asteroid 308635 (2005 yu55) derived from multi-instrument infrared observations during a very close earth approach. *A&A* 558, A97. URL: <http://dx.doi.org/10.1051/0004-6361/201321664>, doi:10.1051/0004-6361/201321664.
- Nakamura, A.M., Setoh, M., Wada, K., Yamashita, Y., Sangen, K., 2013. Impact and intrusion experiments on the deceleration of low-velocity impactors by small-body regolith. *Icarus* 223, 222–233. doi:10.1016/j.icarus.2012.11.038.
- Richardson, D.C., Michel, P., Walsh, K.J., Flynn, K.W., 2009. Numerical simulations of asteroids modelled as gravitational aggregates with cohesion. *Planet. Space Sci.* 57, 183–192. doi:10.1016/j.pss.2008.04.015.

- Richardson, D.C., Quinn, T., Stadel, J., Lake, G., 2000. Direct Large-Scale N-Body Simulations of Planetesimal Dynamics. *Icarus* 143, 45–59. doi:10.1006/icar.1999.6243.
- Richardson, D.C., Walsh, K.J., Murdoch, N., Michel, P., 2011. Numerical simulations of granular dynamics: I. Hard-sphere discrete element method and tests. *Icarus* 212, 427–437. doi:10.1016/j.icarus.2010.11.030.
- Russell, C.T., Raymond, C.A., Coradini, A., McSween, H.Y., Zuber, M.T., Nathues, A., De Sanctis, M.C., Jaumann, R., Konopliv, A.S., Preusker, F., Asmar, S.W., Park, R.S., Gaskell, R., Keller, H.U., Mottola, S., Roatsch, T., Scully, J.E.C., Smith, D.E., Tricarico, P., Toplis, M.J., Christensen, U.R., Feldman, W.C., Lawrence, D.J., McCoy, T.J., Prettyman, T.H., Reedy, R.C., Sykes, M.E., Titus, T.N., 2012. Dawn at Vesta: Testing the Protoplanetary Paradigm. *Science* 336, 684–. doi:10.1126/science.1219381.
- Scheeres, D.J., Hartzell, C.M., Sánchez, P., Swift, M., 2010. Scaling forces to asteroid surfaces: The role of cohesion. *Icarus* 210, 968–984. doi:10.1016/j.icarus.2010.07.009.
- Schwartz, S., Richardson, D.C., Michel, P., 2012a. A Numerical Investigation into Low-Speed Impact Cratering Events, in: AAS/Division for Planetary Sciences Meeting Abstracts, p. #105.07.
- Schwartz, S.R., Michel, P., Richardson, D.C., 2013. Numerically simulating impact disruptions of cohesive glass bead agglomerates using the soft-sphere discrete element method. *Icarus* 226,

- 67–76. URL: <http://dx.doi.org/10.1016/j.icarus.2013.05.007>, doi:10.1016/j.icarus.2013.05.007.
- Schwartz, S.R., Richardson, D.C., Michel, P., 2012b. An implementation of the soft-sphere discrete element method in a high-performance parallel gravity tree-code. *Granul. Matter* 14, 363–380. doi:10.1007/s10035-012-0346-z.
- Stadel, J.G., 2001. Cosmological N-body simulations and their analysis. Ph.D. thesis. University of Washington.
- Tachibana, S., Sawada, H., Okazaki, R., Takano, Y., Okamoto, C., Yano, H., Hayabusa-2 Sampler Team, 2013. The Sampling System of Hayabusa-2: Improvements from the Hayabusa Sampler, in: Lunar and Planetary Institute Science Conference Abstracts, p. 1880.
- Uehara, J.S., Ambroso, M.A., Ojha, R.P., Durian, D.J., 2003. Low-Speed Impact Craters in Loose Granular Media. *Phys. Rev. Lett.* 90, 194301. doi:10.1103/PhysRevLett.90.194301.
- Veverka, J., Robinson, M., Thomas, P., Murchie, S., Bell, J.F., Izenberg, N., Chapman, C., Harch, A., Bell, M., Carcich, B., Cheng, A., Clark, B., Domingue, D., Dunham, D., Farquhar, R., Gaffey, M.J., Hawkins, E., Joseph, J., Kirk, R., Li, H., Lucey, P., Malin, M., Martin, P., McFadden, L., Merline, W.J., Miller, J.K., Owen, W.M., Peterson, C., Prockter, L., Warren, J., Wellnitz, D., Williams, B.G., Yeomans, D.K., 2000. NEAR at Eros: Imaging and Spectral Results. *Science* 289, 2088–2097. doi:10.1126/science.289.5487.2088.

- Vilas, F., 2008. Spectral Characteristics of Hayabusa 2 Near-Earth Asteroid Targets 162173 1999 JU3 and 2001 QC34. *AJ* 135, 1101–1105. doi:10.1088/0004-6256/135/4/1101.
- Wada, K., Senshu, H., Matsui, T., 2006. Numerical simulation of impact cratering on granular material. *Icarus* 180, 528–545. doi:10.1016/j.icarus.2005.10.002.
- Yamamoto, S., Barnouin-Jha, O.S., Toriumi, T., Sugita, S., Matsui, T., 2009. An empirical model for transient crater growth in granular targets based on direct observations. *Icarus* 203, 310–319. doi:10.1016/j.icarus.2009.04.019.
- Yamamoto, S., Kadono, T., Sugita, S., Matsui, T., 2005. Velocity distributions of high-velocity ejecta from regolith targets. *Icarus* 178, 264–273. doi:10.1016/j.icarus.2005.04.007.
- Yamamoto, S., Wada, K., Okabe, N., Matsui, T., 2006. Transient crater growth in granular targets: An experimental study of low velocity impacts into glass sphere targets. *Icarus* 183, 215–224. doi:10.1016/j.icarus.2006.02.002.
- Yano, H., Kubota, T., Miyamoto, H., Okada, T., Scheeres, D., Takagi, Y., Yoshida, K., Abe, M., Abe, S., Barnouin-Jha, O., Fujiwara, A., Hasegawa, S., Hashimoto, T., Ishiguro, M., Kato, M., Kawaguchi, J., Mukai, T., Saito, J., Sasaki, S., Yoshikawa, M., 2006. Touchdown of the Hayabusa Spacecraft at the Muses Sea on Itokawa. *Science* 312, 1350–1353. doi:10.1126/science.1126164.

Table 1: Listing of the 5 sets of simulation parameters that were used to compare to experimental results (see main text for further descriptions of these quantities). The parameter sets (PS₁–PS₅) were chosen because each provided a good match to the baseline experiment, which uses the 90-degree conical projectile impacting the target made up of about 45,000 5 mm glass beads. Each of these parameter sets were used for targets comprised of the 5 mm beads (5mmPS₁–5mmPS₅) and targets comprised of the 3 mm beads (3mmPS₁–3mmPS₅), making 10 simulations for each of the 7 projectiles. Results of the simulations are shown in Figs. 6 and 7.

| Parameter Set | μ_s | ϵ_t^* | ϵ_n |
|-----------------|---------|----------------|--------------|
| PS ₁ | 0.000 | 1.000 | 0.730 |
| PS ₂ | 0.090 | 0.650 | 0.950 |
| PS ₃ | 0.100 | 1.000 | 0.800 |
| PS ₄ | 0.180 | 0.950 | 0.950 |
| PS ₅ | 0.265 | 1.000 | 0.950 |

*The quantity ϵ_t used here is not in fact the true tangential coefficient of restitution, ϵ_t , a quantity not straightforward to specify in an SSDEM simulation (see Schwartz et al. 2012b). Still, ϵ_t has a one-to-one mapping to C_t , the coefficient of tangential kinetic friction, and since it can be simpler to work with dimensionless quantities of order unity, it is adopted here using the SSDEM stiffness parameter, k_t . Analogous to ϵ_n , ϵ_t is defined as:

$$C_t \equiv -2 \ln \epsilon_t \sqrt{\frac{k_t \mu}{\pi^2 + (\ln \epsilon_t)^2}}.$$

Table 2: Runs from the 93-simulation parameter sweep that use $\mu_s = 0.1$, $\epsilon_t = 1$, and $\epsilon_n = 0.2$. Holding these three parameters constant, neither μ_r nor μ_t seem to have a discernible effect on the outcome.

| μ_s | μ_r | μ_t | ϵ_t^* | ϵ_n | Ejected Mass [g] |
|---------|---------|---------|----------------|--------------|------------------|
| 0.100 | 0.000 | 0.000 | 1.000 | 0.200 | 15.05 |
| 0.100 | 0.100 | 0.100 | 1.000 | 0.200 | 15.71 |
| 0.100 | 0.200 | 0.200 | 1.000 | 0.200 | 15.38 |
| 0.100 | 0.300 | 0.300 | 1.000 | 0.200 | 15.87 |
| 0.100 | 0.400 | 0.000 | 1.000 | 0.200 | 15.38 |
| 0.100 | 0.400 | 0.200 | 1.000 | 0.200 | 15.54 |
| 0.100 | 0.400 | 0.400 | 1.000 | 0.200 | 15.54 |

*See the equation in the caption of Table 1 in regard to the usage of ϵ_t in this manuscript.