

High-fidelity rapid ground-state loading of an ultracold gas into an optical lattice

Shumpei Masuda,^{1,2} Katsuhiko Nakamura,^{3,4} and Adolfo del Campo^{5,6}

¹*The James Franck Institute, The University of Chicago, Chicago, Illinois 60637, USA*

²*Department of Physics, Tohoku University, Sendai 980, Japan*

³*Turin Polytechnic University in Tashkent, 17 Niyazov Street, Tashkent 100095, Uzbekistan*

⁴*Department of Applied Physics, Osaka City University, Sumiyoshi-ku, Osaka 558-8585, Japan*

⁵*Theoretical Division, Los Alamos National Laboratory, Los Alamos, NM 87545, USA*

⁶*Center for Nonlinear Studies, Los Alamos National Laboratory, Los Alamos, NM 87545, USA*

(Dated: July 16, 2018)

A protocol is proposed for the rapid coherent loading of a Bose-Einstein condensate into the ground state of an optical lattice, without residual excitation associated with the breakdown of adiabaticity. The driving potential required to assist the rapid loading is derived using the fast forward technique, and generates the ground state in any desired short time. We propose an experimentally feasible loading scheme using a bichromatic lattice potential, which approximates the fast-forward driving potential with high fidelity.

PACS numbers: 02.30.Yy, 67.85.d, 37.90.+j

The advance of quantum technologies based on ultracold atoms requires new control methods to manipulate matter waves towards the preparation of a given target state. Coherent controls of Bose-Einstein condensates (BECs) and molecular chemical reactions have been demonstrated experimentally [1, 2]. Most of the control schemes resort to adiabatic driving and their efficiency is limited by a variety of uncontrolled effects including decoherence, three-body losses, noise sources, etc. This motivates the growing body of experimental and theoretical work devoted to tailor excitations in nonadiabatic processes and hence, to design of shortcuts to adiabaticity (STA) [3]. It is now a well-established fact that experimentally realizable STA can be found for the fast driving of matter-waves [4–7], BECs [8–10] and other many-body systems [11–15] in self-similar processes, see [16] for a unifying framework. Experimental demonstrations have been reported with thermal clouds [17], BECs [18, 19] and a single trapped ion [20, 21]. A particularly remarkable achievement is the recent realization of STA at the many-body level in tightly confined ultracold gases [22]. The extension of these techniques to processes not governed by scaling laws remains challenging. Designing an experimentally realizable protocol generally demands the knowledge of the spectral properties of the system [23, 24] and the resulting counterdiabatic fields might involve non-local interactions [14, 25]. The fast-forward approach developed by Masuda and Nakamura [26–30] provides a remarkable way out of this problem. Indeed, it has proved useful in the design of realizable schemes for the fast driving of dynamical processes lacking self-similarity, e.g. splitting of matter waves [31].

These more general processes are ubiquitous in the study of ultracold gases in optical lattices, whose research is spurred by many applications including, non-linear physics [32], quantum simulation [33, 34], the realization of optical-lattice atomic clocks [35], and even

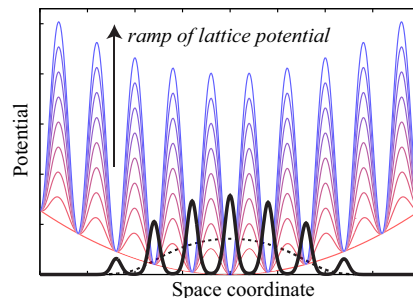


FIG. 1. (Color online) Schematic diagram of the adiabatic loading of a BEC into the ground state of an optical lattice potential. A dotted curve and a thick solid curve represent the ground state in a harmonic trap and the one in a harmonic and an optical lattice traps, respectively. Thin solid curves represent the adiabatic ramp of the lattice potential.

quantum information processors, which requires precise controls of quantum states and to reduce the effect of decoherence [34, 36]. A recurrent goal is to prepare the ground state of the system, e.g., a Bose-Einstein condensate (BEC), in the optical lattice without residual excitations. A natural strategy is to start with an atomic cloud confined in a shallow harmonic trap, and ramp adiabatically the sinusoidal optical-lattice potential created by laser fields (see Fig. 1). Applications requiring the coherence of the cloud and the concatenation of many operations during the coherence time call for alternative control techniques [34, 36, 37]. Schemes for rapid loading have been studied optimizing parameters such as the duration of the ramp time and the intensity of the laser fields [38–41], including self-similar STA [16, 42].

In this Letter, we focus on the fast loading protocol of a BEC into an optical lattice, which reproduces the result of adiabatic loading in a finite time. The required driving potential is derived using the fast-forward theory [26–

28], and can be implemented using the time-averaging painting potential technique [43–45]. Alternatively, it can be efficiently approximated by a time-dependent bichromatic optical lattice.

Fast-forward loading scheme.— The process of loading an atomic cloud into an optical lattice can be described by a ramp, in a finite loading time T_F , of a periodic potential $\mathcal{V}[\mathbf{q}, R(t)] = R(t)V_F(\mathbf{q})$, where $V_F(\mathbf{q})$ represents the optical lattice configuration at the end of the process, $t = T_F$, and \mathbf{q} is the three-dimensional space coordinate. Here, $R(t)$ is a switching function satisfying the boundary conditions $R(0) = 0$ and $R(T_F) = 1$. Under such protocol the evolution is generally nonadiabatic. Predominant excitations are originated in an early stage of the loading process [46], where the atomic cloud is weakly interacting and characterized by a large number of particles, and a discretized lattice description is invalid. We pose the question as to whether there exists a loading scheme, which enforces the evolution through the instantaneous ground state of the atomic cloud in the potential $\mathcal{V}[\mathbf{q}, R(t)]$, and seek an auxiliary potential \mathcal{V}_{aux} which assists the evolution.

We consider a BEC cloud described by the time-dependent Gross-Pitaevskii equation (TDGPE),

$$i\hbar\partial_t\Psi = -\frac{\hbar^2}{2m}\nabla^2\Psi + (\mathcal{V} + \mathcal{V}_{\text{aux}})\Psi + g|\Psi|^2\Psi, \quad (1)$$

where m is the mass of an atom, g the coupling constant, and Ψ the condensate wave function. In the fast-forward paradigm [27] we look for an evolution parametrized by

$$\Psi(\mathbf{q}, t) = \psi[\mathbf{q}, R(t)]e^{i\phi(\mathbf{q}, t)}e^{-\frac{i}{\hbar}\int_0^t\mu[R(t')]dt'}. \quad (2)$$

where $\phi(\mathbf{q}, t)$ is the condensate phase, $\mu(R)$ the chemical potential of the instantaneous ground state and $\psi[\mathbf{q}, R(t)]$ the mean-field condensate wave function of the ground state, which satisfies

$$-\frac{\hbar^2}{2m}\nabla^2\psi + \mathcal{V}\psi + g|\psi|^2\psi = \mu\psi. \quad (3)$$

We impose the boundary condition $\phi(\mathbf{q}, 0) = \phi(\mathbf{q}, T_F) = 0$, so that the initial and the final states coincide with the ground states $\psi[\mathbf{q}, R(0)]$ and $\psi[\mathbf{q}, R(T_F)]e^{-\frac{i}{\hbar}\int_0^{T_F}\mu[R(t')]dt'}$ at $t = 0$ and T_F , respectively. We divide both sides of TDGPE (1) by Ψ and substitute Eq. (2) and decompose the equation into the real and imaginary parts. We then use Eq. (3) and the fact that $\psi[\mathbf{q}, R(t)]$ can be taken to be real. The real part leads to the form of $\mathcal{V}_{\text{aux}}(\mathbf{q}, t)$ as [27]

$$\mathcal{V}_{\text{aux}}(\mathbf{q}, t) = -\frac{\hbar^2}{2m}(\nabla\phi)^2 - \hbar\partial_t\phi, \quad (4)$$

and the imaginary part leads to

$$\nabla^2\phi + 2\nabla\ln\psi \cdot \nabla\phi + \frac{2m}{\hbar}\dot{R}\partial_R\ln\psi = 0, \quad (5)$$

which is used to obtain the phase ϕ . Equipped with both $\psi[\mathbf{q}, R(t)]$ and $\phi(\mathbf{q}, t)$ obtained by solving Eqs. (3) and (5), the auxiliary potential can be directly obtained from Eq. (4). By choosing $\dot{R} = \ddot{R} = 0$ at $t = \{0, T_F\}$, $\phi(\mathbf{q})$ and the auxiliary potential can be taken to be zero at $t = \{0, T_F\}$ [see Eqs. (4) and (5)]. The composite “fast-forward” driving potential $\mathcal{V}_{\text{FF}} = \mathcal{V} + \mathcal{V}_{\text{aux}}$ generates $\psi[\mathbf{q}, R(T_F)]e^{-\frac{i}{\hbar}\int_0^{T_F}\mu[R(t')]dt'}$ from $\psi[\mathbf{q}, R(0)]$ in time T_F .

Numerical results.— We consider a one-dimensional model describing a cigar shaped BEC in an elongated anisotropic trap, and parametrize the time dependence of R by

$$R(t) = \frac{1}{T_F}\left[t - \frac{T_F}{2\pi}\sin\left(\frac{2\pi}{T_F}t\right)\right]. \quad (6)$$

Notice that this ramp function satisfies the boundary conditions $R(0) = 0$, $R(T_F) = 1$ and that its first and the second derivatives vanish at $t = \{0, T_F\}$. The optical lattice potential is taken to be

$$\mathcal{V}[q, R(t)] = U_F R(t) \sin^2(k_L q), \quad (7)$$

where q , $L = \pi/k_L$ and U_F are the one-dimensional space coordinate along the longitudinal axis of the BEC, the period of the lattice potential and the height of the lattice potential at T_F , respectively.

The driving potential is a functional of ψ . We first assume a homogeneous scenario with a spatially uniform BEC as initial state (the effect of an external longitudinal harmonic trap will be discussed below). For a precise characterization of the breakdown of adiabaticity in the homogeneous case we shall focus on the single-site dynamics of the condensate wave function governed by TDGPE with effective one-dimensional coupling constant $c = gN/N_{\text{well}}$, where N_{well}/N is the fraction of the total number of atoms in a single well. We use the mass of ^{87}Rb for m and choose $T_F = 27.4 \mu\text{s}$, $L = 0.4 \mu\text{m}$ and $U_F = 13E_R$ in terms of the recoil energy $E_R = (\hbar k_L)^2/2m$, for which a loading scheme with $\mathcal{V}_{\text{aux}} = 0$ leads to a highly nonadiabatic dynamics. $\psi(q, R)$ is obtained numerically by finding the instantaneous ground states of Gross-Pitaevskii equation as the optical lattice is ramped up. Engineering a STA is found to be most difficult in the non-interacting case ($c = 0$), that we discuss first. The driving potential $\mathcal{V}_{\text{FF}}(q, t)$ is shown in Fig. 2 for various times for $c = 0$.

The evolution of $\Psi(t)$ is monitored by the single-site fidelity $F(t) = |\langle P_{\cup}\psi[R(t)]|P_{\cup}\Psi(t)\rangle|$, where P_{\cup} is the single-site projector, see Fig. 3. Whenever the optical lattice is ramped following the direct protocol $\mathcal{V}[q, R(t)]$ in Eq. (7), the breakdown of adiabatic dynamics leads to a substantial decay of the final fidelity (see the dashed line in Fig. 3). We shall term the control $\mathcal{V}[q, R(t)]$ as simple control hereafter. By contrast, whenever the fast-forward protocol is used, the evolution is nonadiabatic along the process, and the phase modulation $\phi(q, t)$ of

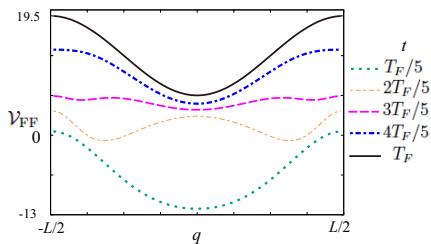


FIG. 2. Single-site driving potential $\mathcal{V}_{\text{FF}}(q, t)$ during the fast loading of an optical lattice in units of E_R for several fractions of the loading time T_F . $\mathcal{V}_{\text{FF}}(q, t)$ for $t > T_F/5$ is shifted upward for the comparison.

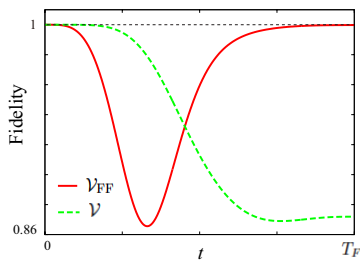


FIG. 3. Time-dependence of the fidelity between the instantaneous ground state of the optical lattice and the state resulting from a nonadiabatic driving. The final time is chosen such that a straightforward loading scheme based on \mathcal{V} fails (green dashed line), illustrating the power of the fast-forward protocol under $\mathcal{V}_{\text{FF}}(q, t)$, which achieves unit-fidelity at the end of the process, $t = T_F$. The nonadiabatic evolution under $\mathcal{V}_{\text{FF}}(q, t)$ is manifested in the transient low-fidelity for intermediate times.

the time evolving state is responsible for the decrease of the fidelity at intermediate times along the process, i.e. $0 < t < T_F$, as shown by the solid curve in Fig. 3. Nonetheless, the fidelity becomes unity again at the final time, as the target state is reached exactly. The time-evolution of the density profile $|P_{\cup}\Psi|^2$ under $\mathcal{V}[q, R(t)]$ and $\mathcal{V}_{\text{FF}}(q, t)$ is exhibited for $0 \leq t \leq 5T_F$ in Figs. 4(a) and 4(b), respectively. In both controls, the potential is fixed to V_F for $t > T_F$. The simple control excites the single-site breathing as manifested by the temporal oscillation of $|P_{\cup}\Psi|^2$ in Fig. 4(a). By contrast, these excitations are completely suppressed under the \mathcal{V}_{FF} driving, which induces a nonadiabatic loading of the BEC in the ground state of the final optical lattice as appreciated in the evolution of the density profile $|P_{\cup}\Psi|^2$ in Fig. 4(b), which becomes stationary for $t > T_F$.

Fast loading with a bichromatic optical lattice. – The driving potential shown in Fig. 2 can be implemented using, for instance, the painting technique, which uses a rapidly moving laser beam to create a possibly dynamic time-averaged optical dipole potential [43–45]. In what follows, we propose an alternative and broadly accessible

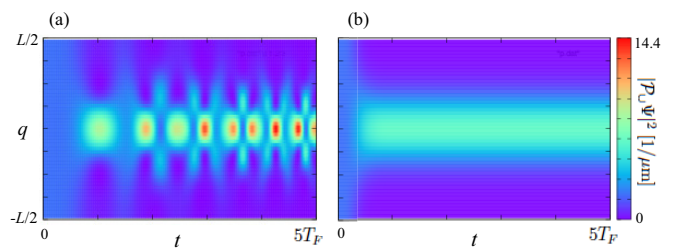


FIG. 4. Shortcut to adiabaticity during the fast loading of an infinite optical lattice. The time-evolutions of the density profile in a single-site are compared between the dynamics driven by (a) $\mathcal{V}[q, R(t)]$ and (b) $\mathcal{V}_{\text{FF}}(q, t)$.

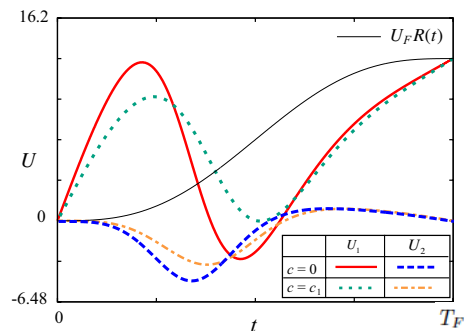


FIG. 5. Time-dependence of U_j is shown with unit E_R for $c = 0$ and c_1 . The thin black solid curve represents the time dependence of $U_FR(t)$ of Eq. (7) in the simple control.

protocol, which resorts instead to the use of a composite bichromatic optical lattice potential of the form

$$\mathcal{V}_{\text{app}}(q, t) = U_1(t) \sin^2(k_L q) + U_2(t) \sin^2(2k_L q). \quad (8)$$

The amplitudes $U_j(t)$ ($j = 1, 2$) are designed using the least squares method so that the composite lattice potential approximates the exact driving potential \mathcal{V}_{FF} . The time dependence of U_j shown in Fig. 5 is calculated for $c/\hbar = 0$ and $c/\hbar = c_1/\hbar = 7.33$ mm/s with the same parameters as Fig. 2. The composite lattice driving potential in Eq. (8) succeeds in preparing the ground state with high fidelity, $F(T_F) = 0.9990$ and 0.9998 for $c = 0$ and c_1 , respectively, illustrating the fact that repulsive contact interactions enhance the efficiency of the protocol by suppressing the formation of density ripples and other quantum transients in the cloud [47].

We next impose a further constraint, and consider the case: $U_1 \geq 0$ and $U_2 \leq 0$ to avoid quick phase shifts of the laser fields required to induce an effective change in sign of U_j . We proceed as above to find second approximation to the fast-forward driving potential, which we denote by $\mathcal{V}'_{\text{app}}$ with amplitudes $\{U'_j\}$. $U'_1 = 0$ when $U_1 < 0$, and $U'_2 = 0$ when $U_2 > 0$. The time dependence of the fidelity for the control with $\mathcal{V}'_{\text{app}}$ is almost the same as the one for \mathcal{V}_{app} . The loading with $\mathcal{V}'_{\text{app}}$ gives $F(T_F) = 0.998$ and

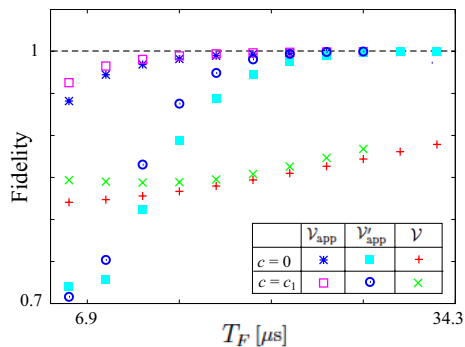


FIG. 6. Efficiency as a function of the loading time T_F of a shortcut to the adiabatic loading of an optical lattice quantified by the fidelity $F(T_F)$ between the final ground state and the state resulting from several nonadiabatic loading schemes designed by the fast-forward technique. The dashed line represents $F = 1$.

0.9997 for $c = 0$ and c_1 , respectively. The range of U_j for $c = c_1$ is narrower than that for $c = 0$ because the wave function flattens for $c > 0$ and its dynamics is more sluggish than in the non-interacting case.

In the control with the constraints, $F(T_F)$ for $c > 0$ is larger than the one for $c = 0$ because the time-interval, when $U'_j = 0 \neq U_j$, is shorter for $c > 0$ than that for $c = 0$. While the $\mathcal{V}'_{\text{app}}$ control speeds up the preparation of the target state with high fidelity compared to the simple control for this T_F , the resulting fidelity can be degraded for smaller T_F as the approximation of \mathcal{V}_{FF} by $\mathcal{V}'_{\text{app}}$ worsens for small T_F . $F(T_F)$ as a function of T_F is shown in Fig. 6. The loading under \mathcal{V}_{app} is effective even for $T_F = 5.5 \mu\text{s}$, while $\mathcal{V}'_{\text{app}}$ disturbs the BEC more than the simple control \mathcal{V} for such a short loading time for the above reason. In addition, $F(T_F)$ for $c = c_1$ is larger than that for $c = 0$ because the bichromatic lattice potential mimics the exact driving potential more closely in the interacting case.

So far we have neglected the effect of the longitudinal confinement whose main effect is to introduce a local chemical potential. In what follows we study the efficiency of our method in the presence of an external harmonic trap by applying $\mathcal{V}'_{\text{app}}$ to the ground state. We consider two cases: (a) $\omega = 2\pi \times 116$ Hz with $T_F = 27.4 \mu\text{s}$ and (b) $2\pi \times 1.8$ Hz with $T_F = 13.7 \mu\text{s}$ for $c = 0$ with the same parameters as Fig. 2. The wave function of the target ground state extends over 7 and 60 wells of the lattice potential, respectively. The fidelity at T_F is 0.909 in case (a) and 0.910 in case (b), while in the simple control $F(T_F) = 0.795$ and 0.67, respectively. In Fig. 7, time-evolutions of $|\Psi|^2$ under $\mathcal{V}[q, R(t)]$ and $\mathcal{V}'_{\text{app}}$ are exhibited for $0 \leq t \leq 5T_F$ for case (a). In the both controls, the lattice potential is fixed to V_F for $t > T_F$. In the simple control, excitations manifest in the time evolution of the density profile $|\Psi|^2$ as a violent beating

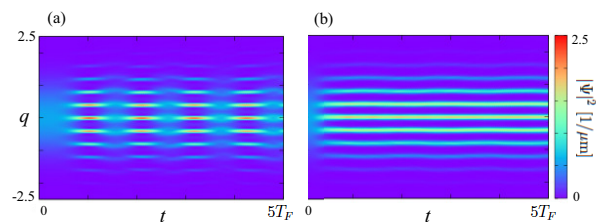


FIG. 7. Time evolution of the density profile during the fast loading of an optical lattice in the presence of an external harmonic confinement. (a) The straightforward loading scheme driven by $\mathcal{V}[q, R(t)]$ leads to a breakdown of adiabaticity resulting in the excitation of the on-site breathing mode. (b) Whenever the nonadiabatic protocol resorts in a time-dependent bichromatic lattice approximating the fast-forward potential $\mathcal{V}'_{\text{app}}(q, t)$, the dynamics of fast loading mimics the adiabatic protocol and excitations are suppressed.

pattern, which can be suppressed using the $\mathcal{V}'_{\text{app}}$ driving. We have also studied the efficiency of our control in the case with finite coupling constant $gN/\hbar = 36.7$ mm/s with the harmonic confinement with $\omega = 2\pi \times 464$ Hz for $T_F = 27.4 \mu\text{s}$. Because of the local chemical potential induced by the harmonic confinement, the fast-forward driving protocol is site-dependent. However, we show that the driving potential $\mathcal{V}'_{\text{app}}$ designed for the average mean-field interaction over the occupied sites in the final configuration remains efficient even in highly inhomogeneous systems. To illustrate this we consider the case in which the final state extends over five lattice sites and take $c(= gN/N_{\text{well}}) = c_1 = 7.33 \hbar$ mm/s as well as the same U'_j used in Fig. 5. The fidelity at $t = T_F$ is around 0.972 in the control with $\mathcal{V}'_{\text{app}}$, while $F(T_F) = 0.865$ in the simple control.

Conclusions. – A high-fidelity nonadiabatic loading scheme of a Bose-Einstein condensate into an optical lattice has been engineered using the fast-forward approach. The finite-time driving protocol generates the ground state in the final optical lattice potential starting from either a uniform or trapped atomic cloud, without unwanted residual excitations associated with the breakdown of adiabaticity. The required auxiliary potential supplementing the ramp of the optical lattice can be implemented using the painting potential technique [43–45]. We have further shown that a composite time-dependent bichromatic lattice mimics the fast-forward driving potential with high fidelity. Before closing, we point out that our approach can be further applied to vibrational multiplexing in optical lattices targeting the preparation of excited states, extending recent proposals for harmonic traps [48]. Equivalent control schemes can be designed as well in other systems, e.g., ultracold fermions in tight waveguides [49, 50].

It is a pleasure to acknowledge discussions with V. Ahufinger, R. Onofrio, B. Rauer and L. Tarruell. SM

thanks Grants-in-Aid for Centric Research of Japan Society for Promotion of Science and JSPS Postdoctoral Fellowships for Research Abroad for its financial support. This research is further supported by the U.S Department of Energy through the LANL/LDRD Program and a LANL J. Robert Oppenheimer Fellowship (AD).

-
- [1] Y. Shin, M. Saba, T. A. Pasquini, W. Ketterle, D. E. Pritchard and A. E. Leanhardt, *Phys. Rev. Lett.* **92**, 050405 (2004).
- [2] S. A. Rice and M. Zhao, *Optical control of molecular dynamics* (Wiley, New York, 2000).
- [3] E. Torrontegui, S. Ibáñez, S. Martínez-Garaot, M. Modugno, A. del Campo, D. Guéry-Odelin, A. Ruschhaupt, Xi Chen, J. G. Muga, *Adv. At. Mol. Opt. Phys.* **62**, 117 (2013).
- [4] X. Chen, A. Ruschhaupt, S. Schmidt, A. del Campo, D. Guéry-Odelin, and J. G. Muga, *Phys. Rev. Lett.* **104**, 063002 (2010).
- [5] K. H. Hoffmann, P. Salamon, Y. Rezek and R. Kosloff, *EPL* **96**, 60015 (2011).
- [6] C. Jarzynski, *Phys. Rev. A* **88**, 040101(R) (2013).
- [7] D. Stefanatos, *Automatica* **49**, 3079 (2013).
- [8] J. G. Muga, X. Chen, S. Ibáñez, I. Lizuain, A. Ruschhaupt, *J. Phys. B: At. Mol. Opt. Phys.* **43**, 085509 (2010).
- [9] A. del Campo, *EPL* **96**, 60005 (2011).
- [10] D. Stefanatos, J. Ruths and J. -S. Li, *Phys. Rev. A* **82**, 063422 (2010).
- [11] A. del Campo, *Phys. Rev. A* **84**, 031606(R) (2011).
- [12] A. del Campo and M. G. Boshier, *Sci. Rep.* **2**, 648 (2012).
- [13] K. H. Hoffmann, B. Andresen and P. Salamon, *Phys. Rev. E* **87**, 062106 (2013).
- [14] A. del Campo, *Phys. Rev. Lett.* **111**, 100502 (2013).
- [15] B. Juliá-Díaz, E. Torrontegui, J. Martorell, J. G. Muga, and A. Polls, *Phys. Rev. A* **86**, 063623 (2012).
- [16] S. Deffner, C. Jarzynski and A. del Campo, *Phys. Rev. X* **4**, 021013 (2014).
- [17] J.-F. Schaff, X.-L. Song, P. Vignolo, G. Labeyrie, *Phys. Rev. A* **82**, 033430 (2010).
- [18] J.-F. Schaff, X.-L. Song, P. Capuzzi, P. Vignolo, G. Labeyrie, *EPL* **93**, 23001 (2011).
- [19] M. G. Bason, M. Viteau, N. Malossi, P. Huillery, E. Arimondo, D. Ciampini, R. Fazio, V. Giovannetti, R. Manna and O. Morsch, *Nature Phys.* **8**, 147 (2011).
- [20] R. Bowler, J. Gaebler, Y. Lin, T. R. Tan, D. Hanneke, J. D. Jost, J. P. Home, D. Leibfried, D. J. Wineland, *Phys. Rev. Lett.* **109**, 080502 (2012).
- [21] A. Walther, F. Ziesel, T. Ruster, S. T. Dawkins, K. Ott, M. Hettrich, K. Singer, F. Schmidt-Kaler, and U. Poschinger, *Phys. Rev. Lett.* **109**, 080501 (2012).
- [22] W. Rohringer, D. Fischer, F. Steiner, I. E. Mazets, J. Schmiedmayer, and M. Trupke, arXiv:1312.5948 (2013).
- [23] M. Demirplak and S. A. Rice, *J. Phys. Chem. A* **107**, 9937 (2003); *J. Phys. Chem. B* **109**, 6838 (2005); *J. Chem. Phys.* **129**, 154111 (2008).
- [24] M. V. Berry, *J. Phys. A: Math. Theor.* **42**, 365303 (2009).
- [25] A. del Campo, M. M. Rams, W. H. Zurek, *Phys. Rev. Lett.* **109**, 115703 (2012).
- [26] S. Masuda and K. Nakamura, *Phys. Rev. A* **78**, 062108 (2008).
- [27] S. Masuda and K. Nakamura, *Proc. R. Soc. A* **466**, 1135 (2010).
- [28] S. Masuda and K. Nakamura, *Phys. Rev. A* **84**, 043434 (2011).
- [29] E. Torrontegui, S. Martínez-Garaot, A. Ruschhaupt, and J. G. Muga, *Phys. Rev. A* **86**, 013601 (2012).
- [30] S. Masuda, *Phys. Rev. A* **86**, 063624 (2012).
- [31] E. Torrontegui, S. Martínez-Garaot, M. Modugno, X. Chen, and J. G. Muga, *Phys. Rev. A* **87**, 033630 (2013).
- [32] O. Morsch and M. Oberthaler, *Rev. Mod. Phys.* **78**, 179 (2006).
- [33] I. Bloch, J. Dalibard, W. Zwerger, *Rev. Mod. Phys.* **80**, 885 (2008).
- [34] M. Lewenstein, A. Sanpera, and V. Ahufinger, *Ultracold atoms in optical lattices: Simulating quantum many-body systems* (Oxford, Oxford, 2012).
- [35] A. Derevianko and H. Katori, *Rev. Mod. Phys.* **83**, 331 (2011).
- [36] D. Jaksch and P. Zoller, *Annals of Physics* **315**, 52 (2005).
- [37] J. I. Cirac and P. Zoller, *Nature Phys.* **8**, 264 (2012).
- [38] J. Hecker Denschlag, J. E. Simsarian, H. Häffner, C. McKenzie, A. Browaeys, D. Cho, K. Helmerson, S. L. Rolston, and W. D. Phillips, *J. Phys. B: At. Mol. Opt. Phys.* **35**, 3095 (2002).
- [39] A. S. Mellish, G. Duffy, C. McKenzie, R. Geursen, and A. C. Wilson, *Phys. Rev. A* **68**, 051601 (2003).
- [40] P. S. Julienne, C. J. Williams, Y. B. Band, and M. Trippenbach, *Phys. Rev. A* **72**, 053615 (2005).
- [41] X. Liu, X. Zhou, W. Xiong, T. Vogt and X. Chen, *Phys. Rev. A* **83**, 063402 (2011).
- [42] C. Yuce, *Phys. Lett. A* **376**, 1717 (2012).
- [43] V. Milner, J. L. Hanssen, W. C. Campbell and M. G. Raizen, *Phys. Rev. Lett.* **86**, 1514 (2001).
- [44] N. Friedman, A. Kaplan, D. Carasso and N. Davidson, *Phys. Rev. Lett.* **86**, 1518 (2001).
- [45] K. Henderson, C. Ryu, C. MacCormick, M. G. Boshier, *New J. Phys.* **11**, 043030 (2009).
- [46] M. Lacki and J. Zakrzewski, *Phys. Rev. Lett.* **110** 065301 (2013).
- [47] A. del Campo, G. García-calderón, and J. G. Muga, *Phys. Rep.* **476**, 1 (2009).
- [48] S. Martínez-Garaot, E. Torrontegui, Xi Chen, M. Modugno, D. Guéry-Odelin, Shuo-Yen Tseng, and J. G. Muga, *Phys. Rev. Lett.* **111**, 213001 (2013).
- [49] E. B. Kolomeisky, T. J. Newman, J. P. Straley, and Xiaoya Qi, *Phys. Rev. Lett.* **85**, 1146 (2000).
- [50] M. D. Girardeau, *Phys. Rev. Lett.* **97**, 210401 (2006).