

Optimal Algorithms for L_1 -subspace Signal Processing

Panos P. Markopoulos[†], George N. Karystinos[‡], and Dimitris A. Pados^{†*}

[†]Department of Electrical Engineering
The State University of New York at Buffalo
Buffalo, NY 14260 USA

E-mail: {pmarkopo, pados}@buffalo.edu

[‡]Department of Electronic and Computer Engineering
Technical University of Crete
Chania, 73100 Greece

E-mail: karystinos@telecom.tuc.gr

EDICS: MLR-ICAN, MLR-LEAR, MDS-ALGO, ASP-ANAL, SSP-SSAN

Submitted: June 27, 2013 - Revised: April 4, 2014

Abstract

We describe ways to define and calculate L_1 -norm signal subspaces which are less sensitive to outlying data than L_2 -calculated subspaces. We start with the computation of the L_1 maximum-projection principal component of a data matrix containing N signal samples of dimension D . We show that while the general problem is formally NP-hard in asymptotically large N , D , the case of engineering interest of fixed dimension D and asymptotically large sample size N is not. In particular, for the case where the sample size is less than the fixed dimension ($N < D$), we present in explicit form an optimal algorithm of computational cost 2^N . For the case $N \geq D$, we present an optimal algorithm of complexity $\mathcal{O}(N^D)$. We generalize to multiple L_1 -max-projection components and present an explicit optimal L_1 subspace calculation algorithm of complexity $\mathcal{O}(N^{DK-K+1})$ where K is the desired number of L_1 principal components (subspace rank). We conclude with illustrations of L_1 -subspace signal processing in the fields of data dimensionality reduction, direction-of-arrival estimation, and image conditioning/restoration.

Index Terms — Dimensionality reduction, direction-of-arrival estimation, eigen-decomposition, erroneous data, faulty measurements, L_1 norm, L_2 norm, machine learning, outlier resistance, subspace signal processing.

*Corresponding author.

This paper was presented in part at the Tenth International Symposium on Wireless Communication Systems (ISWCS), Ilmenau, Germany, August 2013.

I. INTRODUCTION

A general intention of subspace signal processing is to partition the vector space of the observed data and isolate the subspace of the signal component(s) of interest from the disturbance (noise) subspace. Subspace signal processing theory and practice rely, conventionally, on the familiar L_2 -norm based singular-value decomposition (SVD) of the data matrix. The SVD solution traces its origin to the fundamental problem of L_2 -norm low-rank matrix approximation [1], which is equivalent to the problem of maximum L_2 -norm data projection with as many projection (“principal”) components as the desired low-rank value [2]. Among the many strengths of L_2 -norm principal component analysis (PCA), one may point out the simplicity of the solution, scalability (new principal directions add on to the previous ones), and correspondence to maximum-likelihood estimation (MLE) under the assumption of additively Gaussian-noise corrupted data.

Practitioners have long observed, however, that L_2 -norm PCA is sensitive to the presence of outlier values in the data matrix, that is, erroneous values that are away from the nominal data, appear only few times in the data matrix, and are not to appear again under normal system operation upon design. Recently, there has been an – arguably small but growing– interest in pursuing L_1 -norm based approaches to deal with the problem of outliers in principal-components design [3]-[24].¹ The growth in interest can also be credited incidentally to the popularity of compressed sensing methods [25]-[28] that rely on L_1 -based calculations in signal reconstruction.

This paper makes a case for L_1 -subspace signal processing. Interestingly, in contrast to L_2 , subspace decomposition under the L_1 error minimization criterion and the L_1 projection maximization criterion are not the same. A line of recent research pursues calculation of L_1 principal components under error minimization [3]-[9]. The error surface is non-smooth and the problem non-convex resisting attempts to guaranteed optimization even with exponential computational cost. Suboptimal algorithms may be developed by viewing the minimization function as a convex nondifferentiable function with a bounded Lipschitz constant [29], [30]. A different approach is to calculate subspace components by L_1 projection maximization [10]-[22].² No algorithm has appeared so far with guaranteed

¹Absolute-value errors put significantly less emphasis on extreme errors than squared-error expressions.

²A combined L_1/L_2 -norm approach has been followed in [23], [24].

convergence to the criterion-optimal subspace and no upper bounds are known on the expended computational effort.

In this present work, given any data matrix $\mathbf{X} \in \mathbb{R}^{D \times N}$ of N signal samples of dimension D , we show that the general problem of finding the maximum L_1 -projection principal component of \mathbf{X} is formally NP-hard for asymptotically large N, D . We prove, however, that the case of engineering interest of fixed given dimension D is not NP-hard. In particular, for the case where $N < D$, we present in explicit form an algorithm to find the optimal component with computational cost 2^N . For the case where the sample size exceeds the data dimension ($N \geq D$) –which is arguably of higher interest in signal processing applications– we present an algorithm that computes the L_1 -optimal principal component with complexity $\mathcal{O}(N^{\text{rank}(\mathbf{X})})$, $\text{rank}(\mathbf{X}) \leq D$. We generalize the effort to the problem of calculating K , $1 < K \leq \text{rank}(\mathbf{X})$, L_1 components (necessarily a joint computational problem) and present an explicit optimal algorithm for multi-component subspace design of complexity $\mathcal{O}(N^{\text{rank}(\mathbf{X})K-K+1})$. We conclude with illustrations of the developed L_1 subspaces in problems from the fields of dimensionality reduction, direction-of-arrival estimation, and image reconstruction that demonstrate the inherent outlier resistance of L_1 subspace signal processing.

The rest of the paper is organized as follows. Section II presents the problem statement and establishes notation. Section III is devoted to the optimal computation of the L_1 principal component. Section IV generalizes to optimal L_1 -subspace calculation (joint multiple L_1 components). Experimental illustrations are given in Section V and a few concluding remarks are drawn in Section VI.

II. PROBLEM STATEMENT

Consider N real-valued measurements $\mathbf{x}_1, \mathbf{x}_2, \dots, \mathbf{x}_N$ of dimension D that form the $D \times N$ data matrix

$$\mathbf{X} = [\mathbf{x}_1 \ \mathbf{x}_2 \ \dots \ \mathbf{x}_N]. \quad (1)$$

In the common version of the low-rank approximation problem, one seeks to describe (approximate) data matrix \mathbf{X} by a rank- K product $\mathbf{R}\mathbf{S}^T$ where $\mathbf{R} \in \mathbb{R}^{D \times K}$, $\mathbf{S} \in \mathbb{R}^{N \times K}$, $K \leq \min(D, N)$. Given the observation data matrix \mathbf{X} ,

L_2 -norm matrix approximation minimizes the sum of the element-wise squared error between the original matrix and its rank- K surrogate in the form of Problem $\mathcal{P}_1^{L_2}$ defined below,

$$\mathcal{P}_1^{L_2} : (\mathbf{R}_{L_2}, \mathbf{S}_{L_2}) = \arg \min_{\mathbf{R} \in \mathbb{R}^{D \times K}, \mathbf{S} \in \mathbb{R}^{N \times K}} \|\mathbf{X} - \mathbf{R}\mathbf{S}^T\|_2 \quad (2)$$

where $\|\mathbf{A}\|_2 = \sqrt{\sum_{i,j} |A_{i,j}|^2}$ is the L_2 matrix norm (that is, Frobenius norm) of a matrix \mathbf{A} with elements $A_{i,j}$. Problem $\mathcal{P}_1^{L_2}$ is our most familiar K -singular-value-decomposition (K -SVD) problem solved with computational complexity $\mathcal{O}((D+N) \min^2(D, N))$ [2]. $\mathcal{P}_1^{L_2}$ corresponds also to the statistical problem of maximum-likelihood estimation (MLE) of an unknown rank- K matrix corrupted by additive element-wise independent Gaussian noise [31].

We may expand (2) to $\min_{\mathbf{R} \in \mathbb{R}^{D \times K}} \min_{\mathbf{S} \in \mathbb{R}^{N \times K}} \|\mathbf{X} - \mathbf{R}\mathbf{S}^T\|_2$ and inner minimization results to $\mathbf{S} = \mathbf{X}^T \mathbf{R}$ for any fixed \mathbf{R} , $\mathbf{R}^T \mathbf{R} = \mathbf{I}_K$, by the Projection Theorem [2]. Hence, we obtain the equivalent problem

$$\mathcal{P}_2^{L_2} : \mathbf{R}_{L_2} = \arg \min_{\mathbf{R} \in \mathbb{R}^{D \times K}, \mathbf{R}^T \mathbf{R} = \mathbf{I}_K} \|\mathbf{X} - \mathbf{R}\mathbf{R}^T \mathbf{X}\|_2 \quad (3)$$

frequently referred to as left-side K -SVD. Since $\|\mathbf{A}\|_2^2 = \text{tr}(\mathbf{A}^T \mathbf{A})$ where $\text{tr}(\cdot)$ denotes the trace of a matrix, the L_2 error minimization problem $\mathcal{P}_2^{L_2}$ is also equivalent to the L_2 projection (energy) maximization problem

$$\mathcal{P}_3^{L_2} : \mathbf{R}_{L_2} = \arg \max_{\mathbf{R} \in \mathbb{R}^{D \times K}, \mathbf{R}^T \mathbf{R} = \mathbf{I}_K} \|\mathbf{X}^T \mathbf{R}\|_2. \quad (4)$$

The optimal \mathbf{R}_{L_2} (in $\mathcal{P}_1^{L_2}$, $\mathcal{P}_2^{L_2}$, and $\mathcal{P}_3^{L_2}$) is known simply as the K dominant-singular-value left singular vectors of the original data matrix or K dominant-eigenvalue eigenvectors of $\mathbf{X}\mathbf{X}^T$ [1], [2]. Note that, if $K < D$ and we possess the solution $\mathbf{R}_{L_2}^{(K)}$ for K singular/eigen vectors in (2), (3), (4), then the solution for rank $K + 1$ is derived readily by $\mathbf{R}_{L_2}^{(K+1)} = \begin{bmatrix} \mathbf{R}_{L_2}^{(K)} & \mathbf{r}_{L_2}^{(K+1)} \end{bmatrix}$ with

$$\mathbf{r}_{L_2}^{(K+1)} = \arg \max_{\mathbf{r} \in \mathbb{R}^D, \|\mathbf{r}\|_2=1} \left\| \mathbf{X}^T \left(\mathbf{I}_D - \mathbf{R}_{L_2}^{(K)} \mathbf{R}_{L_2}^{(K)T} \right) \mathbf{r} \right\|_2. \quad (5)$$

This is known as the PCA scalability property.

L_2 PCA, as reviewed above in $\mathcal{P}_1^{L_2}$, $\mathcal{P}_2^{L_2}$, and $\mathcal{P}_3^{L_2}$, has a simple solution, is scalable (new principal directions

add on to the previous ones), and corresponds to MLE under the assumption of Gaussian additively corrupted data. Practitioners, however, have long noticed a drawback. By minimizing the sum of squared errors, L_2 principal component calculation becomes sensitive to extreme error value occurrences caused by the presence of outlier measurements in the data matrix (measurements that are numerically distant from the nominal data, appear only few times in the data matrix, and are not to appear under normal system operation upon design). Motivated by this observed drawback of L_2 subspace signal processing, in this work we study and pursue subspace-decomposition approaches that are based on the L_1 norm,

$$\|\mathbf{A}\|_1 = \sum_{i,j} |A_{i,j}|. \quad (6)$$

We may “translate” the three equivalent L_2 optimization problems (2), (3), (4) to new problems that utilize the L_1 norm as follows,

$$\mathcal{P}_1^{L_1} : (\mathbf{R}_{L_1}, \mathbf{S}_{L_1}) = \arg \min_{\mathbf{R} \in \mathbb{R}^{D \times K}, \mathbf{R}^T \mathbf{R} = \mathbf{I}_K, \mathbf{S} \in \mathbb{R}^{N \times K}} \|\mathbf{X} - \mathbf{R}\mathbf{S}^T\|_1, \quad (7)$$

$$\mathcal{P}_2^{L_1} : \mathbf{R}_{L_1} = \arg \min_{\mathbf{R} \in \mathbb{R}^{D \times K}, \mathbf{R}^T \mathbf{R} = \mathbf{I}_K} \|\mathbf{X} - \mathbf{R}\mathbf{R}^T \mathbf{X}\|_1, \quad (8)$$

$$\mathcal{P}_3^{L_1} : \mathbf{R}_{L_1} = \arg \max_{\mathbf{R} \in \mathbb{R}^{D \times K}, \mathbf{R}^T \mathbf{R} = \mathbf{I}_K} \|\mathbf{X}^T \mathbf{R}\|_1. \quad (9)$$

A few comments appear useful at this point: (i) $\mathcal{P}_1^{L_1}$ corresponds to MLE when the additive noise disturbance follows a Laplacian distribution [31]. (ii) The optimal metric value in $\mathcal{P}_3^{L_1}$ with a single dimension ($K = 1$) is the complexity parameter for saddle-point methods when used to provide an approximate solution to the ℓ_1 /nuclear-norm Dantzig selector problem [30]. (iii) Under the L_1 norm, the three optimization problems $\mathcal{P}_1^{L_1}$, $\mathcal{P}_2^{L_1}$, and $\mathcal{P}_3^{L_1}$ are no longer equivalent. (iv) Under L_1 , the PCA scalability property does not hold (due to loss of the Projection Theorem). (v) Even for reduction to a single dimension (rank $K = 1$ approximation), the three problems are difficult to solve. (vi) As of today, it is unknown which of the subspaces defined in $\mathcal{P}_1^{L_1}$, $\mathcal{P}_2^{L_1}$, and $\mathcal{P}_3^{L_1}$ exhibits stronger resistance against faulty measurements; indeed, none of these problems had been solved optimally so far

for general D, K .

In this present work, we focus exclusively on $\mathcal{P}_3^{L_1}$. In Section III, we seek to find efficiently the principal maximum L_1 projection component of \mathbf{X} . In Section IV, we investigate the problem of calculating (jointly necessarily) multiple ($K > 1$) L_1 projection components that maximize the L_1 “energy” of the data on the projection subspace.

III. THE L_1 -NORM PRINCIPAL COMPONENT

In this section, we concentrate on the calculation of the L_1 -maximum-projection component of a data matrix $\mathbf{X} \in \mathbb{R}^{D \times N}$ (Problem $\mathcal{P}_3^{L_1}$ in (9), $K = 1$). First, we show that the problem is in general NP-hard and review briefly suboptimal techniques from the literature. Then, we prove that, if the data dimension D is fixed, the principal L_1 -norm component is in fact computable in polynomial time and present an algorithm that calculates the L_1 principal component of \mathbf{X} with complexity $\mathcal{O}(N^{\text{rank}(\mathbf{X})})$, $\text{rank}(\mathbf{X}) \leq D$.

A. Hardness of Problem and an Exhaustive-search Algorithm Over the Binary Field

We present a fundamental property of Problem $\mathcal{P}_3^{L_1}$, $K = 1$, that will lead us to an efficient solution. The property is presented in the form of Proposition 1 below and interprets $\mathcal{P}_3^{L_1}$ as an equivalent quadratic-form maximization problem over the binary field.

Proposition 1: For any data matrix $\mathbf{X} \in \mathbb{R}^{D \times N}$, the solution to $\mathcal{P}_3^{L_1} : \mathbf{r}_{L_1} = \arg \max_{\mathbf{r} \in \mathbb{R}^D, \|\mathbf{r}\|_2=1} \|\mathbf{X}^T \mathbf{r}\|_1$ is given by

$$\mathbf{r}_{L_1} = \frac{\mathbf{X} \mathbf{b}_{\text{opt}}}{\|\mathbf{X} \mathbf{b}_{\text{opt}}\|_2} \quad (10)$$

where

$$\mathbf{b}_{\text{opt}} = \arg \max_{\mathbf{b} \in \{\pm 1\}^N} \|\mathbf{X} \mathbf{b}\|_2 = \arg \max_{\mathbf{b} \in \{\pm 1\}^N} \mathbf{b}^T \mathbf{X}^T \mathbf{X} \mathbf{b}. \quad (11)$$

In addition, $\|\mathbf{X}^T \mathbf{r}_{L_1}\|_1 = \|\mathbf{X} \mathbf{b}_{\text{opt}}\|_2$.

Proof: For any $\mathbf{z} \in \mathbb{R}^N$, $\|\mathbf{z}\|_1 = \text{sgn}(\mathbf{z})^T \mathbf{z} = \max_{\mathbf{b} \in \{\pm 1\}^N} \mathbf{b}^T \mathbf{z}$. Therefore, we can rewrite the optimization problem as

$$\max_{\|\mathbf{r}\|_2=1} \|\mathbf{X}^T \mathbf{r}\|_1 = \max_{\|\mathbf{r}\|_2=1} \max_{\mathbf{b} \in \{\pm 1\}^N} \mathbf{b}^T \mathbf{X}^T \mathbf{r} = \max_{\mathbf{b} \in \{\pm 1\}^N} \max_{\|\mathbf{r}\|_2=1} \mathbf{r}^T \mathbf{X} \mathbf{b}. \quad (12)$$

For any fixed vector \mathbf{b} , inner maximization in (12) is solved by $\mathbf{r} = \frac{\mathbf{X} \mathbf{b}}{\|\mathbf{X} \mathbf{b}\|_2}$ and

$$\max_{\|\mathbf{r}\|_2=1} \mathbf{r}^T \mathbf{X} \mathbf{b} = \|\mathbf{X} \mathbf{b}\|_2. \quad (13)$$

Combining (12) and (13), we obtain

$$\max_{\|\mathbf{r}\|_2=1} \|\mathbf{X}^T \mathbf{r}\|_1 = \max_{\mathbf{b} \in \{\pm 1\}^N} \|\mathbf{X} \mathbf{b}\|_2. \quad (14)$$

That is, $\|\mathbf{X}^T \mathbf{r}_{L_1}\|_1 = \|\mathbf{X} \mathbf{b}_{\text{opt}}\|_2$ where $\mathbf{b}_{\text{opt}} = \arg \max_{\mathbf{b} \in \{\pm 1\}^N} \|\mathbf{X} \mathbf{b}\|_2$ and $\mathbf{r}_{L_1} = \frac{\mathbf{X} \mathbf{b}_{\text{opt}}}{\|\mathbf{X} \mathbf{b}_{\text{opt}}\|_2}$. ■

By Proposition 1, to find the principal L_1 -norm component \mathbf{r}_{L_1} we solve (11) to obtain \mathbf{b}_{opt} and then calculate $\frac{\mathbf{X} \mathbf{b}_{\text{opt}}}{\|\mathbf{X} \mathbf{b}_{\text{opt}}\|_2}$. The straightforward approach to solve (11) is an exhaustive search among all 2^N binary vectors of length N . Therefore, with computational cost 2^N , Proposition 1 identifies the L_1 -optimal principal component of \mathbf{X} . As the data record size N grows, calculation of the L_1 principal component by exhaustive search in (11) becomes quickly infeasible. Proposition 2 below declares that, indeed, in its general form $\mathcal{P}_3^{L_1}$, $K = 1$, is NP-hard for jointly asymptotically large N, D . McCoy and Tropp provide an alternative proof in [16], that is the earliest known to the authors.

Proposition 2: The computation of the L_1 principal component of $\mathbf{X} \in \mathbb{R}^{D \times N}$ by maximum L_1 -norm projection (Problem $\mathcal{P}_3^{L_1}$, $K = 1$) is NP-hard in jointly asymptotic N, D .

Proof: In (12), for any fixed $\mathbf{r} \in \mathbb{R}^D$, $\mathbf{b} = \text{sgn}(\mathbf{X}^T \mathbf{r})$. Hence,

$$\mathbf{b}_{\text{opt}} = \text{sgn}(\mathbf{X}^T \mathbf{r}_{L_1}). \quad (15)$$

By (10) and (15), computation of the L_1 principal component of \mathbf{X} is equivalent to computation of \mathbf{b}_{opt} in (11).

Consider the special case of (11) where $\mathbf{X}^T \mathbf{X} = \mathbf{I}_N - \mathbf{a} \mathbf{a}^T$, $\mathbf{a} \in \mathbb{R}^N$, $\|\mathbf{a}\|_2 = 1$ (hence, $D = N - 1$). Then,

$$\max_{\mathbf{b} \in \{\pm 1\}^N} \mathbf{b}^T \mathbf{X}^T \mathbf{X} \mathbf{b} = \max_{\mathbf{b} \in \{\pm 1\}^N} \left\{ \|\mathbf{b}\|_2^2 - (\mathbf{b}^T \mathbf{a})^2 \right\} = N - \min_{\mathbf{b} \in \{\pm 1\}^N} (\mathbf{b}^T \mathbf{a})^2. \quad (16)$$

But $\min_{\mathbf{b} \in \{\pm 1\}^N} (\mathbf{b}^T \mathbf{a})^2$ is the NP-complete equal-partition problem [32]. We conclude that computation of the L_1 principal component of \mathbf{X} is NP-hard in jointly asymptotic N, D . ■

B. Existing Approaches in Literature

Recently there has been a growing documented effort to calculate subspace components by L_1 projection maximization [10]-[22]. The work in [11] presented a suboptimal iterative algorithm for the computation of \mathbf{r}_{L_1} , which, following the formulation and notation of this present paper, initializes the solution to some arbitrary component $\mathbf{r}_{L_1}^{(0)}$ and executes

$$\mathbf{b}^{(i+1)} = \text{sgn} \left(\mathbf{X}^T \mathbf{r}_{L_1}^{(i)} \right), \quad (17)$$

$$\mathbf{r}_{L_1}^{(i+1)} = \frac{\mathbf{X} \mathbf{b}^{(i+1)}}{\|\mathbf{X} \mathbf{b}^{(i+1)}\|_2}, \quad (18)$$

$i = 0, 1, 2, \dots$, until convergence. The work in [17] presented an iterative algorithm for the joint computation of $K \geq 1$ principal L_1 -norm components. For the case where $K = 1$, the iteration in [17] simplifies to the iteration in [11] (that is, (17), (18) above). Therefore, for $K = 1$, the algorithms in [11], [17] are identical and can, in fact, be described by the simple single iteration

$$\mathbf{b}^{(i+1)} = \text{sgn} \left(\mathbf{X}^T \mathbf{X} \mathbf{b}^{(i)} \right), \quad i = 1, 2, \dots, \quad (19)$$

for the computation of \mathbf{b}_{opt} in (11). Equation (19), however, does not guarantee convergence to the L_1 -optimal component solution (convergence to one of the many local maxima may be observed). In the following section, we present for the first time in the literature an optimal algorithm to calculate the L_1 principal component of a data matrix with complexity polynomial in the sample size N when the data dimension D is fixed.

C. Exact Computation of the L_1 Principal Component in Polynomial Time

Proposition 2 proves NP-hardness of the computation of the L_1 principal component \mathbf{r}_{L_1} in N, D (that is, when N, D are jointly arbitrarily large). However, of engineering interest is the case of fixed data dimension D . In the following, we show for the first time in the literature that, if D is fixed, then computation of \mathbf{r}_{L_1} is no longer NP-hard (in N). We state our result in the form of Proposition 3 below.

Proposition 3: For any fixed data dimension D , computation of the L_1 principal component of $\mathbf{X} \in \mathbb{R}^{D \times N}$ has complexity $\mathcal{O}(N^{\text{rank}(\mathbf{X})})$, $\text{rank}(\mathbf{X}) \leq D$. ■

By Proposition 2, computation of the L_1 principal component of \mathbf{X} is equivalent to computation of \mathbf{b}_{opt} in (11). To prove Proposition 3, we will prove that \mathbf{b}_{opt} can be computed with complexity $\mathcal{O}(N^{\text{rank}(\mathbf{X})})$. We begin our developments by defining

$$d \triangleq \text{rank}(\mathbf{X}) \leq D. \quad (20)$$

Then, $\mathbf{X}^T \mathbf{X}$ also has rank d and can be decomposed by

$$\mathbf{X}^T \mathbf{X} = \mathbf{Q} \mathbf{Q}^T, \quad \mathbf{Q}_{N \times d} = [\mathbf{q}_1 \ \mathbf{q}_2 \ \dots \ \mathbf{q}_d], \quad \mathbf{q}_i^T \mathbf{q}_j = 0, \quad i \neq j, \quad (21)$$

where $\mathbf{q}_1, \mathbf{q}_2, \dots, \mathbf{q}_d$ are the d eigenvalue-weighted eigenvectors of $\mathbf{X}^T \mathbf{X}$ with nonzero eigenvalue. By (11),

$$\mathbf{b}_{\text{opt}} = \arg \max_{\mathbf{b} \in \{\pm 1\}^N} \mathbf{b}^T \mathbf{Q} \mathbf{Q}^T \mathbf{b} = \arg \max_{\mathbf{b} \in \{\pm 1\}^N} \|\mathbf{Q}^T \mathbf{b}\|_2. \quad (22)$$

For the case $N < D$, the optimal binary vector \mathbf{b}_{opt} can be obtained directly from (11) by an exhaustive search among all 2^N binary vectors $\mathbf{b} \in \{\pm 1\}^N$. Therefore, we can design the L_1 -optimal principal component \mathbf{r}_{L_1} with computational cost $2^N < 2^D = \mathcal{O}(1)$. For the case where the sample size exceeds the data dimension ($N \geq D$), we find it useful in terms of both theory and practice to present our developments separately for data rank $d = 1$, $d = 2$, and $2 < d \leq D$.

1) *Case $d = 1$* : If the data matrix has rank $d = 1$, then $\mathbf{Q} = \mathbf{q}_1$ and (22) becomes

$$\mathbf{b}_{\text{opt}} = \arg \max_{\mathbf{b} \in \{\pm 1\}^N} |\mathbf{q}_1^T \mathbf{b}| = \text{sgn}(\mathbf{q}_1). \quad (23)$$

By (10), the L_1 -optimal principal component is

$$\mathbf{r}_{L_1} = \frac{\mathbf{X} \text{sgn}(\mathbf{q}_1)}{\|\mathbf{X} \text{sgn}(\mathbf{q}_1)\|_2} \quad (24)$$

designed with complexity $\mathcal{O}(N)$. It is of notable practical importance to observe at this point that even when \mathbf{X} is not of true rank one, (24) presents us with a quality, trivially calculated approximation of the L_1 principal component of \mathbf{X} : Calculate the L_2 principal component \mathbf{q}_1 of the $N \times N$ matrix $\mathbf{X}^T \mathbf{X}$, quantize to $\text{sgn}(\mathbf{q}_1)$, and project and normalize to obtain $\mathbf{r}_{L_1} \simeq \mathbf{X} \text{sgn}(\mathbf{q}_1) / \|\mathbf{X} \text{sgn}(\mathbf{q}_1)\|_2$.

2) *Case $d = 2$* : If $d = 2$, then $\mathbf{Q} = [\mathbf{q}_1 \ \mathbf{q}_2]$ and (22) becomes

$$\mathbf{b}_{\text{opt}} = \arg \max_{\mathbf{b} \in \{\pm 1\}^N} \left\{ (\mathbf{q}_1^T \mathbf{b})^2 + (\mathbf{q}_2^T \mathbf{b})^2 \right\}. \quad (25)$$

The binary optimization problem (25) was seen and solved in [33] by the auxiliary-angle method [34], which was also used earlier in [35],[36]. Here, we define the $N \times 1$ complex vector

$$\mathbf{z} \triangleq \mathbf{q}_1 + j\mathbf{q}_2 \quad (26)$$

and rewrite (25) as

$$\mathbf{b}_{\text{opt}} = \arg \max_{\mathbf{b} \in \{\pm 1\}^N} |\mathbf{b}^T \mathbf{z}|. \quad (27)$$

We introduce the auxiliary angle $\phi \in [-\pi, \pi)$ and note that, for any complex scalar w ,

$$\text{Re} \left(w e^{-j\phi} \right) \leq |w| \quad (28)$$

with equality if and only if $\phi = \text{angle}(w)$. That is,

$$|w| = \max_{\phi \in [-\pi, \pi)} \text{Re} \left(we^{-j\phi} \right). \quad (29)$$

Therefore, the maximization in (27) can be rewritten as

$$\max_{\mathbf{b} \in \{\pm 1\}^N} |\mathbf{b}^T \mathbf{z}| = \max_{\mathbf{b} \in \{\pm 1\}^N} \max_{\phi \in [-\pi, \pi)} \text{Re} \left(\mathbf{b}^T \mathbf{z} e^{-j\phi} \right) = \max_{\phi \in [-\pi, \pi)} \max_{\mathbf{b} \in \{\pm 1\}^N} \mathbf{b}^T \text{Re} \left(\mathbf{z} e^{-j\phi} \right) \quad (30)$$

where, for any given angle $\phi \in [-\pi, \pi)$, inner maximization is achieved by

$$\mathbf{b}(\phi) = \text{sgn} \left(\text{Re} \left(\mathbf{z} e^{-j\phi} \right) \right). \quad (31)$$

Then, the optimal vector \mathbf{b}_{opt} in (27), i.e., the solution to (11), is met if we scan the entire interval $[-\pi, \pi)$ and collect the locally optimal vector $\mathbf{b}(\phi)$ for any point $\phi \in [-\pi, \pi)$.

Interestingly, as we scan the interval $[-\pi, \pi)$, the locally optimal vector $\mathbf{b}(\phi)$ does not change unless the sign of $\text{Re}(z_n e^{-j\phi})$ changes for some $n = 1, 2, \dots, N$. Since the latter happens only at angle (z_n) and angle $(z_n) + \pi$, we obtain $2N$ points in total at which $\mathbf{b}(\phi)$ changes. Next, we order the $2N$ points with complexity $\mathcal{O}(2N \log_2 2N)$ and create successively $2N$ binary vectors by changing each time the sign of b_n if the n th element of \mathbf{z} is the one that determines a sign change. It is observed that the $2N$ binary vectors that we obtain this way are pairwise opposite (the vectors that are collected when $\phi \in [-\frac{\pi}{2}, \frac{\pi}{2})$ are opposite to the ones that are collected when $\phi \in [-\pi, -\frac{\pi}{2}) \cup [\frac{\pi}{2}, \pi)$). Since opposite vectors result in the same metric value in (11), we can restrict our search to $[-\frac{\pi}{2}, \frac{\pi}{2})$ and maintain optimality. Therefore, with overall complexity $\mathcal{O}(N \log_2 N)$, we obtain a set of N binary vectors that contains \mathbf{b}_{opt} . Then, we only have to evaluate the N vectors against the metric of interest in (11) to obtain \mathbf{b}_{opt} . We conclude that the L_1 -optimal principal component of a rank-2 matrix $\mathbf{X} \in \mathbb{R}^{D \times N}$ is designed with complexity $\mathcal{O}(N \log_2 N)$.

3) *Case $d > 2$:* If $d > 2$, we design the L_1 -optimal principal component of \mathbf{X} with complexity $\mathcal{O}(N^d)$ by considering the multiple-auxiliary-angle approach that was presented in [37] as a generalization of the work

in [33].

Consider a unit vector $\mathbf{c} \in \mathbb{R}^d$. By the Cauchy-Schwartz inequality, for any $\mathbf{a} \in \mathbb{R}^d$,

$$\mathbf{a}^T \mathbf{c} \leq \|\mathbf{a}\|_2 \|\mathbf{c}\|_2 = \|\mathbf{a}\|_2 \quad (32)$$

with equality if and only if \mathbf{c} is codirectional with \mathbf{a} . Then,

$$\max_{\mathbf{c} \in \mathbb{R}^d, \|\mathbf{c}\|_2=1} \mathbf{a}^T \mathbf{c} = \|\mathbf{a}\|_2. \quad (33)$$

By (33), the optimization problem in (22) becomes

$$\max_{\mathbf{b} \in \{\pm 1\}^N} \|\mathbf{Q}^T \mathbf{b}\|_2 = \max_{\mathbf{b} \in \{\pm 1\}^N} \max_{\mathbf{c} \in \mathbb{R}^d, \|\mathbf{c}\|_2=1} \mathbf{b}^T \mathbf{Q} \mathbf{c} = \max_{\mathbf{c} \in \mathbb{R}^d, \|\mathbf{c}\|_2=1} \max_{\mathbf{b} \in \{\pm 1\}^N} \mathbf{b}^T \mathbf{Q} \mathbf{c}. \quad (34)$$

For every $\mathbf{c} \in \mathbb{R}^d$, inner maximization in (34) is solved by the binary vector

$$\mathbf{b}(\mathbf{c}) = \text{sgn}(\mathbf{Q} \mathbf{c}), \quad (35)$$

which is obtained with complexity $\mathcal{O}(N)$. Then, by (34), the solution to the original problem in (22) is met if we collect all binary vectors $\mathbf{b}(\mathbf{c})$ returned as \mathbf{c} scans the unit-radius d -dimensional hypersphere. That is, \mathbf{b}_{opt} in (22)

is in³

$$\mathcal{S}_1 \triangleq \bigcup_{\mathbf{c} \in \mathbb{R}^d, \|\mathbf{c}\|_2=1, c_d \geq 0} \mathbf{b}(\mathbf{c}). \quad (36)$$

Two fundamental questions for the computational problem under consideration are what the size (cardinality) of set \mathcal{S}_1 is and how much computational effort is expended to form \mathcal{S}_1 .

We address first the first question. We introduce the auxiliary-angle vector $\boldsymbol{\phi} = [\phi_1, \phi_2, \dots, \phi_{d-1}]^T \in \Phi^{d-1}$,

³The d th element of vector \mathbf{c} , c_d , can be set nonnegative without loss of optimality, because, for any given \mathbf{c} , $\|\mathbf{c}\|_2 = 1$, the binary vectors $\mathbf{b}(\mathbf{c})$ and $\mathbf{b}(\text{sgn}(c_d)\mathbf{c})$ result to the same metric value in (22).

$\Phi \triangleq \left[-\frac{\pi}{2}, \frac{\pi}{2}\right)$, and parametrize \mathbf{c} as follows,

$$\mathbf{c}(\boldsymbol{\phi}) \triangleq \begin{bmatrix} \sin \phi_1 \\ \cos \phi_1 \sin \phi_2 \\ \cos \phi_1 \cos \phi_2 \sin \phi_3 \\ \vdots \\ \cos \phi_1 \dots \cos \phi_{d-2} \sin \phi_{d-1} \\ \cos \phi_1 \dots \cos \phi_{d-2} \cos \phi_{d-1} \end{bmatrix}. \quad (37)$$

Then, we re-express the candidate set in (36) in the form

$$\mathcal{S}_1 = \bigcup_{\boldsymbol{\phi} \in \Phi^{d-1}} \mathbf{b}(\boldsymbol{\phi}) \quad (38)$$

where, according to (35),

$$\mathbf{b}(\boldsymbol{\phi}) = [b_1(\boldsymbol{\phi}), b_2(\boldsymbol{\phi}), \dots, b_N(\boldsymbol{\phi})]^T = \text{sgn}(\mathbf{Q}\mathbf{c}(\boldsymbol{\phi})). \quad (39)$$

We note that, for any point $\boldsymbol{\phi}$, each element $b_n(\boldsymbol{\phi})$, $n = 1, 2, \dots, N$, depends only on the corresponding row of \mathbf{Q} and is determined by $b_n(\boldsymbol{\phi}) = \text{sgn}(\mathbf{Q}_{n,:} \mathbf{c}(\boldsymbol{\phi}))$. Hence, the value of the binary element $b_n(\boldsymbol{\phi})$ changes only when

$$\mathbf{Q}_{n,:} \mathbf{c}(\boldsymbol{\phi}) = 0. \quad (40)$$

To gain some insight into the process of introducing the auxiliary-angle vector $\boldsymbol{\phi}$, we notice that the points $\boldsymbol{\phi}$ that satisfy (40) determine a hypersurface (or $(d-2)$ -manifold) in the $(d-1)$ -dimensional space that partitions Φ^{d-1} into two regions. One region corresponds to $b_n = -1$ and the other corresponds to $b_n = +1$. A key observation in the algorithm is that, as $\boldsymbol{\phi}$ scans any of the two regions, the decision on b_n does not change. Therefore, the N rows of \mathbf{Q} are associated with N corresponding hypersurfaces that partition Φ^{d-1} into P_1 cells C_1, C_2, \dots, C_{P_1} such that $\bigcup_{p=1}^{P_1} C_p = \Phi^{d-1}$, $C_p \cap C_q = \emptyset \forall p \neq q$, and each cell C_p corresponds to a distinct vector $\mathbf{b}_p \in \{\pm 1\}^N$. As a result, the candidate vector set is $\mathcal{S}_1 = \bigcup_{p=1}^{P_1} \{\mathbf{b}_p\}$.

In [37], it was shown that $P_1 = \sum_{g=0}^{d-1} \binom{N-1}{g}$ if pairs of cells that correspond to opposite binary vectors (hence, equivalent vectors with respect to the metric of interest in (22)) are considered as one. Therefore, the candidate vector

set \mathcal{S}_1 has cardinality $|\mathcal{S}_1| = \sum_{g=0}^{d-1} \binom{N-1}{g} = \mathcal{O}(N^{d-1})$. Fig. 1 presents a visualization of the algorithm/partition for the case of a data matrix $\mathbf{X}_{D \times N}$ of $N = 8$ samples with rank $d = 3 \leq D \leq N$. Since $d = 3$, the hypersurfaces (or $(d - 2)$ -manifolds) are, in fact, curves in the 2-dimensional space that partition Φ^2 into cells. The $P = \binom{7}{0} + \binom{7}{1} + \binom{7}{2} = 29$ cells and associated binary candidate vectors are formed by the eight-row three-column eigenvector matrix \mathbf{Q} of $\mathbf{X}^T \mathbf{X}$ and the scanning angle vector $\mathbf{c}(\phi) = [\sin \phi_1, \cos \phi_1 \sin \phi_2, \cos \phi_1 \cos \phi_2]^T$.

Regarding the cost of calculating \mathcal{S}_1 , since each cell C contains at least one vertex (that is, intersection of $d - 1$ hypersurfaces), see for example Fig. 1, it suffices to find all vertices in the partition and determine \mathbf{b} for all neighboring cells. Consider $d - 1$ arbitrary hypersurfaces; say, for example, $\mathbf{Q}_{1,:} \mathbf{c}(\phi) = 0$, $\mathbf{Q}_{2,:} \mathbf{c}(\phi) = 0$, \dots , $\mathbf{Q}_{d-1,:} \mathbf{c}(\phi) = 0$. Their intersection satisfies $\mathbf{Q}_{1,:} \mathbf{c}(\phi) = \mathbf{Q}_{2,:} \mathbf{c}(\phi) = \dots = \mathbf{Q}_{d-1,:} \mathbf{c}(\phi) = 0$ and is computed by solving the equation

$$\mathbf{Q}_{1:d-1,:} \mathbf{c}(\phi) = \mathbf{0}. \quad (41)$$

The solution to (41) consists of the spherical coordinates of the unit vector in the null space of the $(d - 1) \times d$ matrix $\mathbf{Q}_{1:d-1,:}$.⁴ Then, the binary vector \mathbf{b} that corresponds to a neighboring cell is computed by

$$\text{sgn}(\mathbf{Q} \mathbf{c}(\phi)) \quad (42)$$

with complexity $\mathcal{O}(N)$. Note that (42) presents ambiguity regarding the sign of the intersecting $d - 1$ hypersurfaces. A straightforward way to resolve the ambiguity⁵ is to consider all 2^{d-1} sign combinations for the corresponding elements b_1, b_2, \dots, b_{d-1} and obtain the binary vectors of all 2^{d-1} neighboring cells. Finally, we repeat the above procedure for any combination of $d - 1$ intersecting hypersurfaces among the N ones. Therefore, the total number of binary candidates that we obtain (i.e., the cardinality of \mathcal{S}_1) is upper bounded by $2^{d-1} \binom{N}{d-1} = \mathcal{O}(N^{d-1})$. Since complexity $\mathcal{O}(N)$ is required for each combination of $d - 1$ rows of \mathbf{Q} to solve (42), the overall complexity of the

⁴If $\mathbf{Q}_{1:d-1,:}$ is full-rank, then its null space has rank 1 and $\mathbf{c}(\phi)$ is uniquely determined (within a sign ambiguity which is resolved by $c_d \geq 0$). If, instead, $\mathbf{Q}_{1:d-1,:}$ is rank-deficient, then the intersection of the $d - 1$ hypersurfaces (i.e., the solution of (41)) is a p -manifold (with $p \geq 1$) in the $(d - 1)$ -dimensional space and does not generate a new cell. Hence, linearly dependent combinations of $d - 1$ rows of \mathbf{Q} are ignored.

⁵An alternative way of resolving the sign ambiguities at the intersections of hypersurfaces was developed in [37] and led to the direct construction of a set \mathcal{S}_1 of size $\sum_{g=0}^{d-1} \binom{N-1}{g} = \mathcal{O}(N^{d-1})$ with complexity $\mathcal{O}(N^d)$.

construction of S_1 is $\mathcal{O}(N^d)$ for any given matrix $\mathbf{Q}_{N \times d}$.

Our complete, new algorithm for the computation of the L_1 -optimal principal component of a rank- d matrix $\mathbf{X} \in \mathbb{R}^{D \times N}$ that has complexity $\mathcal{O}(N^d)$ is presented in detail in Fig. 2. Computation of each element of S_1 (i.e., column of \mathbf{B} in the algorithm) is performed independently of each other. Therefore, the proposed algorithm is fully parallelizable. The space complexity of the algorithm is $\mathcal{O}(N)$, since after every computation of a new binary candidate the best binary candidate needs to be stored.

We note that the required optimal binary vector in (22) can, alternatively, be computed through the algorithm in [38], [39] with time complexity $\mathcal{O}(N^{d+1})$ and space complexity at least $\mathcal{O}(N)$ based on the reverse search for cell enumeration in arrangements [40] or with time complexity $\mathcal{O}(N^{d-1})$ but space complexity proportional to $\mathcal{O}(N^{d-1})$ based on the incremental algorithm for cell enumeration in arrangements [41], [42]. Another algorithm that can solve (22) with polynomial complexity is in [43]. Its time complexity is $\mathcal{O}(N^{d-1} \log N)$, while its space complexity is polynomially bounded by the output size (i.e., $\mathcal{O}(N^{d-1})$). In comparison to the above approaches, the algorithm in Fig. 2 is the fastest known with smallest (linear) space complexity. We conclude that the L_1 -optimal principal component of a rank- d data matrix $\mathbf{X} \in \mathbb{R}^{D \times N}$, $d \leq D \leq N$, is obtained with time complexity $\mathcal{O}(N^d)$ and space complexity $\mathcal{O}(N)$. That is, the time complexity is polynomial in the sample size with exponent equal to the rank of the data matrix, which is at most equal to the data dimension D . The space complexity is linear in the sample size.

IV. MULTIPLE L_1 -NORM PRINCIPAL COMPONENTS

In this section, we switch our interest to the joint design of $K > 1$ principal L_1 components of a $D \times N$ data matrix \mathbf{X} . After we review suboptimal approaches from the recent literature, we generalize the result of the previous section and prove that, if the data dimension D is fixed, then the K principal L_1 components of \mathbf{X} are computable in polynomial time $\mathcal{O}(N^{K \text{rank}(\mathbf{X}) - K + 1})$.

A. Exact Exhaustive-search Computation of Multiple L_1 Principal Components

For any $D \times K$ matrix \mathbf{A} ,

$$\max_{\mathbf{R} \in \mathbb{R}^{D \times K}, \mathbf{R}^T \mathbf{R} = \mathbf{I}_K} \text{tr}(\mathbf{R}^T \mathbf{A}) = \|\mathbf{A}\|_* \quad (43)$$

where $\|\mathbf{A}\|_*$ denotes the nuclear norm (i.e., the sum of the singular values) of \mathbf{A} . Maximization in (43) is achieved by $\mathbf{R} = \mathbf{U}\mathbf{V}^T$ where $\mathbf{U}\mathbf{\Sigma}\mathbf{V}^T$ is the ‘‘compact’’ SVD of \mathbf{A} , \mathbf{U} and \mathbf{V} are $D \times d$ and $K \times d$, respectively, matrices with $\mathbf{U}^T \mathbf{U} = \mathbf{V}^T \mathbf{V} = \mathbf{I}_d$, $\mathbf{\Sigma}$ is a nonsingular diagonal $d \times d$ matrix, and d is the rank of \mathbf{A} . This is due to the trace version of the Cauchy-Schwarz inequality [44] according to which

$$\begin{aligned} \text{tr}(\mathbf{R}^T \mathbf{A}) &= \text{tr}(\mathbf{R}^T \mathbf{U}\mathbf{\Sigma}\mathbf{V}^T) = \text{tr}(\mathbf{U}\mathbf{\Sigma}^{\frac{1}{2}} \cdot \mathbf{\Sigma}^{\frac{1}{2}} \mathbf{V}^T \mathbf{R}^T) \\ &\leq \left\| \mathbf{U}\mathbf{\Sigma}^{\frac{1}{2}} \right\|_2 \left\| \mathbf{\Sigma}^{\frac{1}{2}} \mathbf{V}^T \mathbf{R}^T \right\|_2 = \left\| \mathbf{\Sigma}^{\frac{1}{2}} \right\|_2^2 = \text{tr}(\mathbf{\Sigma}) = \|\mathbf{A}\|_* \end{aligned} \quad (44)$$

with equality if $(\mathbf{U}\mathbf{\Sigma}^{\frac{1}{2}})^T = \mathbf{\Sigma}^{\frac{1}{2}} \mathbf{V}^T \mathbf{R}^T$ which is satisfied by $\mathbf{R} = \mathbf{U}\mathbf{V}^T$.

To identify the optimal L_1 subspace for any number of components K , we begin by presenting a property of $\mathcal{P}_3^{L_1}$ in the form of Proposition 4 below. Proposition 4 is a generalization of Proposition 1 and interprets $\mathcal{P}_3^{L_1}$ as an equivalent nuclear-norm maximization problem over the binary field.

Proposition 4: For any data matrix $\mathbf{X} \in \mathbb{R}^{D \times N}$, the solution to $\mathcal{P}_3^{L_1}$: $\mathbf{R}_{L_1} = \arg \max_{\mathbf{R} \in \mathbb{R}^{D \times K}, \mathbf{R}^T \mathbf{R} = \mathbf{I}_K} \|\mathbf{R}^T \mathbf{X}\|_1$ is given by

$$\mathbf{R}_{L_1} = \mathbf{U}\mathbf{V}^T \quad (45)$$

where \mathbf{U} and \mathbf{V} are the $D \times K$ and $N \times K$ matrices that consist of the K dominant-singular-value left and right, respectively, singular vectors of $\mathbf{X}\mathbf{B}_{\text{opt}}$ with

$$\mathbf{B}_{\text{opt}} = \arg \max_{\mathbf{B} \in \{\pm 1\}^{N \times K}} \|\mathbf{X}\mathbf{B}\|_* . \quad (46)$$

In addition, $\|\mathbf{R}_{L_1}^T \mathbf{X}\|_1 = \|\mathbf{X}\mathbf{B}_{\text{opt}}\|_*$.

Proof: We rewrite the optimization problem in (9) as

$$\begin{aligned}
\max_{\mathbf{R} \in \mathbb{R}^{D \times K}, \mathbf{R}^T \mathbf{R} = \mathbf{I}_K} \|\mathbf{X}^T \mathbf{R}\|_1 &= \max_{\mathbf{R} \in \mathbb{R}^{D \times K}, \mathbf{R}^T \mathbf{R} = \mathbf{I}_K} \sum_{k=1}^K \|\mathbf{X}^T \mathbf{r}_k\|_1 = \max_{\mathbf{R} \in \mathbb{R}^{D \times K}, \mathbf{R}^T \mathbf{R} = \mathbf{I}_K} \sum_{k=1}^K \max_{\mathbf{b}_k \in \{\pm 1\}^N} \mathbf{b}_k^T \mathbf{X}^T \mathbf{r}_k \\
&= \max_{\mathbf{R} \in \mathbb{R}^{D \times K}, \mathbf{R}^T \mathbf{R} = \mathbf{I}_K} \max_{\mathbf{B} \in \{\pm 1\}^{N \times K}} \text{tr}(\mathbf{B}^T \mathbf{X}^T \mathbf{R}) \\
&= \max_{\mathbf{B} \in \{\pm 1\}^{N \times K}} \max_{\mathbf{R} \in \mathbb{R}^{D \times K}, \mathbf{R}^T \mathbf{R} = \mathbf{I}_K} \text{tr}(\mathbf{R}^T \mathbf{X} \mathbf{B}) = \max_{\mathbf{B} \in \{\pm 1\}^{N \times K}} \|\mathbf{X} \mathbf{B}\|_* . \tag{47}
\end{aligned}$$

That is, $\|\mathbf{R}_{L_1}^T \mathbf{X}\|_1 = \|\mathbf{X} \mathbf{B}_{\text{opt}}\|_*$ where $\mathbf{B}_{\text{opt}} = \arg \max_{\mathbf{B} \in \{\pm 1\}^{N \times K}} \|\mathbf{X} \mathbf{B}\|_*$ and, by (43) and (44), $\mathbf{R}_{L_1} = \mathbf{U} \mathbf{V}^T$ where $\mathbf{U} \mathbf{\Sigma} \mathbf{V}^T$ is the ‘‘compact’’ SVD of $\mathbf{X} \mathbf{B}_{\text{opt}}$. ■

By Proposition 4, to find exactly the optimal L_1 -norm projection operator \mathbf{R}_{L_1} we can perform the following steps:

- 1) Solve (46) to obtain \mathbf{B}_{opt} .
- 2) Perform SVD on $\mathbf{X} \mathbf{B}_{\text{opt}} = \mathbf{U} \mathbf{\Sigma} \mathbf{V}^T$.
- 3) Return $\mathbf{R}_{L_1} = \mathbf{U}_{:,1:K} \mathbf{V}^T$.

Steps 1 - 3 offer for the first time a direct approach for the computation of the K jointly-optimal L_1 principal components of \mathbf{X} . Step 1 can be executed by an exhaustive search among all 2^{NK} binary matrices of size $N \times K$ followed by evaluation in the metric of interest in (46). That is, with computational cost $\mathcal{O}(2^{NK})$ we identify the L_1 -optimal K principal components of \mathbf{X} .

B. Existing Approaches in Literature

For the case $K > 1$, [11] proposed to design the first L_1 principal component \mathbf{r}_{L_1} by the coupled iteration (17)-(18) (which does not guarantee optimality) and then project the data onto the subspace that is orthogonal to \mathbf{r}_{L_1} ; design the L_1 principal component of the projected data by the same coupled iteration; and continue similarly. To avoid the above suboptimal projection-greedy approach, [17] presented an iterative algorithm for the computation of \mathbf{R}_{L_1} altogether (that is the joint computation of the K principal L_1 components). In the language of Proposition

4, the algorithm can be described as arbitrary initialization at some $\mathbf{R}_{L_1}^{(0)}$ followed by updates

$$\mathbf{B}^{(i+1)} = \text{sgn} \left(\mathbf{X}^T \mathbf{R}_{L_1}^{(i)} \right), \quad (48)$$

$$\left(\mathbf{U}^{(i+1)}, \mathbf{\Sigma}^{(i+1)}, \mathbf{V}^{(i+1)} \right) = \text{SVD} \left(\mathbf{X} \mathbf{B}^{(i+1)} \right), \quad (49)$$

$$\mathbf{R}_{L_1}^{(i+1)} = \mathbf{U}_{:,1:K}^{(i+1)} \mathbf{V}^{(i+1)T}, \quad (50)$$

for $i = 0, 1, 2, \dots$, until convergence. Similar to the work in [11], the above iteration does not guarantee convergence to the L_1 -optimal subspace.

C. Exact Computation of Multiple L_1 Principal Components in Polynomial Time

By the proof of Proposition 4, for any given $\mathbf{R} \in \mathbb{R}^{D \times K}$ the corresponding metric-maximizing binary matrix is $\mathbf{B} = \text{sgn}(\mathbf{X}^T \mathbf{R})$. Hence,

$$\mathbf{B}_{\text{opt}} = \text{sgn}(\mathbf{X}^T \mathbf{R}_{L_1}). \quad (51)$$

By Proposition 4 and (51), computation of the K principal L_1 components of $\mathbf{X}_{D \times N}$ is equivalent to computation of \mathbf{B}_{opt} in (46), which indicates NP-hardness in N, D (that is, when N, D are arbitrarily large). As before, in this section we consider the case of engineering interest of fixed data dimension D . As in Section III, we show that, if D is fixed, then computation of the K principal L_1 components of \mathbf{X} is no longer NP-hard (in N). We state our result in the form of the following proposition.

Proposition 5: For any fixed data dimension D , optimal computation of the K principal L_1 components of $\mathbf{X} \in \mathbb{R}^{D \times N}$ can be carried out with complexity $\mathcal{O}(N^{\text{rank}(\mathbf{X})K-K+1})$, $\text{rank}(\mathbf{X}) \leq D$. ■

To prove Proposition 5, it suffices to prove that \mathbf{B}_{opt} can be computed with complexity $\mathcal{O}(N^{\text{rank}(\mathbf{X})K-K+1})$. As in (20), (21), let d denote the rank of \mathbf{X} and $\mathbf{Q}\mathbf{Q}^T$ where $\mathbf{Q} \in \mathbb{R}^{N \times d}$ is the eigen-decomposition matrix of $\mathbf{X}^T \mathbf{X}$. By (46),

$$\mathbf{B}_{\text{opt}} = \arg \max_{\mathbf{B} \in \{\pm 1\}^{N \times K}} \sum_{k=1}^K \sqrt{\lambda_k [\mathbf{B}^T \mathbf{X}^T \mathbf{X} \mathbf{B}]} = \arg \max_{\mathbf{B} \in \{\pm 1\}^{N \times K}} \sum_{k=1}^K \sqrt{\lambda_k [\mathbf{B}^T \mathbf{Q} \mathbf{Q}^T \mathbf{B}]} = \arg \max_{\mathbf{B} \in \{\pm 1\}^{N \times K}} \|\mathbf{Q}^T \mathbf{B}\|_* \quad (52)$$

where $\lambda_k[\mathbf{A}]$ denotes the k th eigenvalue of matrix \mathbf{A} , $k = 1, \dots, K$.

For the case $N < D$, the optimal binary matrix \mathbf{B}_{opt} can be obtained directly from (46) by an exhaustive search among all 2^{NK} binary matrices $\mathbf{B} \in \{\pm 1\}^{N \times K}$. Therefore, we can design the L_1 -optimal K principal components with computational cost $2^{NK} < 2^{DK} = \mathcal{O}(1)$.

For the (certainly more interesting) case where the sample size exceeds the data dimension, $N \geq D$, we present for the first time a generalized version of the approach in [33], [37] that introduces an orthonormal scanning matrix to maximize a rank-deficient nuclear norm. In particular, we observe by (52) that we need \mathbf{B}_{opt} that solves

$$\max_{\mathbf{B} \in \{\pm 1\}^{N \times K}} \|\mathbf{Q}^T \mathbf{B}\|_* \stackrel{(43)}{=} \max_{\mathbf{B} \in \{\pm 1\}^{N \times K}} \max_{\mathbf{C} \in \mathbb{R}^{d \times K}, \mathbf{C}^T \mathbf{C} = \mathbf{I}_K} \text{tr}(\mathbf{C}^T \mathbf{Q}^T \mathbf{B}) = \max_{\mathbf{C} \in \mathbb{R}^{d \times K}, \mathbf{C}^T \mathbf{C} = \mathbf{I}_K} \max_{\mathbf{B} \in \{\pm 1\}^{N \times K}} \text{tr}(\mathbf{B}^T \mathbf{Q} \mathbf{C}). \quad (53)$$

By interchanging the maximizations in (53), for any fixed $d \times K$ matrix \mathbf{C} the inner maximization with respect to $\mathbf{B} \in \{\pm 1\}^{N \times K}$ is solved by

$$\mathbf{B}(\mathbf{C}) = [\text{sgn}(\mathbf{Q} \mathbf{C}_{:,1}), \text{sgn}(\mathbf{Q} \mathbf{C}_{:,2}), \dots, \text{sgn}(\mathbf{Q} \mathbf{C}_{:,K})], \quad (54)$$

which is obtained with complexity linear in N . Then, by (53), the solution to our original problem in (52) is met if we collect all possible binary matrices $\mathbf{B}(\mathbf{C})$ returned as the columns of \mathbf{C} scan the unit-radius d -dimensional hypersphere while maintaining orthogonality among them. That is, \mathbf{B}_{opt} in (52) is in⁶

$$\mathcal{S}_K \triangleq \bigcup_{\substack{\mathbf{C} \in \mathbb{R}^{d \times K}, \mathbf{C}^T \mathbf{C} = \mathbf{I}_K, \\ C_{d,k} \geq 0, k=1,2,\dots,K}} \mathbf{B}(\mathbf{C}). \quad (55)$$

Then, by relaxing orthogonality among the columns of \mathbf{C} ,

$$\mathcal{S}_K \subset \bigcup_{\substack{\mathbf{C} \in \mathbb{R}^{d \times K}, [\mathbf{C}^T \mathbf{C}]_{k,k} = 1, \\ C_{d,k} \geq 0, k=1,2,\dots,K}} \mathbf{B}(\mathbf{C}) = \left(\bigcup_{\substack{\mathbf{c} \in \mathbb{R}^d, \|\mathbf{c}\|_2 = 1, \\ c_d \geq 0}} \mathbf{b}(\mathbf{c}) \right)^K = \mathcal{S}_1 \times \mathcal{S}_1 \times \dots \times \mathcal{S}_1 = \mathcal{S}_1^K, \quad (56)$$

⁶Without loss of optimality, we set $C_{d,k} \geq 0$, $k = 1, 2, \dots, K$, since, for any given \mathbf{C} , $\mathbf{C}^T \mathbf{C} = \mathbf{I}_K$, the binary matrices $\mathbf{B}(\mathbf{C})$ and $\mathbf{B}(\mathbf{C} \text{diag}(\text{sgn}(\mathbf{C}_{d,:})))$ result to the same metric value in (46).

which implies that

$$|\mathcal{S}_K| \leq |\mathcal{S}_1|^K = \left(\mathcal{O}\left(N^{d-1}\right)\right)^K = \mathcal{O}\left(N^{dK-K}\right). \quad (57)$$

From (57), we observe that the number of binary matrices that we collect as the columns of \mathbf{C} scan the unit-radius d -dimensional hypersphere –with or without maintaining orthogonality– is polynomial in N . After \mathbf{C} has finished scanning the hypersphere, all collected binary matrices in \mathcal{S}_K are compared to each other against the metric of interest in (52) with complexity $\mathcal{O}(N)$ per matrix. Therefore, the complexity to solve (46) is determined by the complexity to build \mathcal{S}_K or at most \mathcal{S}_1^K since $\mathcal{S}_K \subset \mathcal{S}_1^K$ by (56).

Since $\mathbf{B}_{\text{opt}} \in \mathcal{S}_K \subset \mathcal{S}_1^K$, we already have a direct way to solve (52). First, we construct \mathcal{S}_1 with complexity $\mathcal{O}(N^d)$ as described in Section III. We note that \mathcal{S}_1 contains $\mathcal{O}(N^{d-1})$ binary vectors. Then, we construct \mathcal{S}_1^K which consists of all selections of K elements of \mathcal{S}_1 allowing repeated elements. The order of the elements in each selection can be disregarded, since the order of the columns of \mathbf{B} does not affect the metric in (52). Hence, the total number of selections that we need to consider is the number of possible ways one can choose K elements from a set of $|\mathcal{S}_1|$ elements disregarding order and allowing repetitions (i.e., the number of size- K multisets of all \mathcal{S}_1), which equals [45]

$$P_K = \binom{|\mathcal{S}_1| + K - 1}{K} = \mathcal{O}\left(N^{dK-K}\right) \quad (58)$$

since $|\mathcal{S}_1| = \mathcal{O}(N^{d-1})$. For each one of the P_K binary matrices, we evaluate the corresponding metric $\|\mathbf{Q}^T \mathbf{B}\|_*$ in (52) with complexity $\mathcal{O}(N)$. Then, we identify the optimal matrix \mathbf{B}_{opt} by comparing the calculated metric values. Therefore, the overall complexity to solve (46) is $\mathcal{O}(N^{Kd-K}) \cdot \mathcal{O}(N) = \mathcal{O}(N^{dK-K+1})$.

The complete algorithm for the computation of the optimal K -dimensional ($K > 1$) L_1 -principal subspace of a rank- d matrix $\mathbf{X} \in \mathbb{R}^{D \times N}$ with complexity $\mathcal{O}(N^{dK-K+1})$ is given in Fig. 3. As a simple illustration of the practical computational cost of the presented algorithm, in Table I we show the average CPU time expended by an Intel® Core™ i5 Processor at 3.40 GHz running the algorithm of Fig. 3 in Matlab® R2012a to calculate the $K = 2$ principal components of a $d \times N$ rank- d data matrix for $d = 3, 4, 5, 6$ and $N = 4, 6, \dots, 14$ (we consider only the

cases $N > d$). The presented CPU time for each (d, N) case is the average over 100 data matrix realizations created with independent zero-mean unit-variance Gaussian drawn entries. Importantly, per Figs. 2 and 3, both visiting the $\binom{N}{d-1}$ manifold-intersection points for constructing \mathcal{S}_1 (lines 2-8 of function *compute_candidates* in Fig. 2) and constructing \mathcal{S}_K given \mathcal{S}_1 (line 4 of the L_1 -principal subspace algorithm in Fig. 3) are fully parallelizable actions that can be distributed over multiple processing units. Thus, the entire subspace calculation is fully parallelizable and the expended calculation time can be divided down by the number of available processors (plus necessary inter-processor communication overhead).

V. EXPERIMENTAL STUDIES

In this section, we carry out a few experimental studies on L_1 -subspace signal processing to motivate and illustrate the theoretical developments in the previous sections. Examples are drawn from the research fields of dimensionality reduction, data restoration, direction-of-arrival estimation, and image conditioning/reconstruction.

Experiment 1 - Data Dimensionality Reduction

We generate a nominal data set $\mathbf{X}_{D \times N}$ of $N = 50$ two-dimensional ($D = 2$) observation points drawn from the Gaussian distribution $\mathcal{N}\left(\mathbf{0}_2, \begin{bmatrix} 15 & 13 \\ 13 & 26 \end{bmatrix}\right)$ as seen in Fig. 4(a). We calculate and plot in Fig. 4(a) the L_2 (by standard SVD) and L_1 (by Section III.C, Case $d = 2$, complexity about $50 \log_2 50$) principal component of the data matrix \mathbf{X} .⁷ For reference purposes, we also plot the true nominal data maximum-variance direction, i.e., the dominant eigenvector of the autocorrelation matrix $\begin{bmatrix} 15 & 13 \\ 13 & 26 \end{bmatrix}$. Then, we assume that our data matrix is corrupted by four outlier measurements, $\mathbf{o}_1, \mathbf{o}_2, \mathbf{o}_3, \mathbf{o}_4$, shown in the bottom right corner of Fig. 4(b). We recalculate the L_2 and L_1 principal component of the corrupted data matrix $\mathbf{X}^{\text{CRPT}} = [\mathbf{X}, \mathbf{o}_1, \mathbf{o}_2, \mathbf{o}_3, \mathbf{o}_4]$ and notice (Fig. 4(a) versus Fig. 4(b)) how strongly the L_2 component responds to the outliers compared to L_1 . To quantify the impact of the outliers, in Fig. 4(c) we generate 1000 new independent evaluation data points from $\mathcal{N}\left(\mathbf{0}_2, \begin{bmatrix} 15 & 13 \\ 13 & 26 \end{bmatrix}\right)$ and estimate the mean square-fit-error $\mathbb{E}\{\|\mathbf{x} - \mathbf{r}\mathbf{r}^T\mathbf{x}\|_2^2\}$ when $\mathbf{r} = \mathbf{r}_{L_2}(\mathbf{X}^{\text{CRPT}})$ or $\mathbf{r}_{L_1}(\mathbf{X}^{\text{CRPT}})$. We find $\frac{1}{1000} \sum_{i=1}^{1000} \|\mathbf{x}_i -$

⁷We note that without the presented algorithm, computation of the L_1 principal component of $\mathbf{X}_{2 \times 50}$ would have required complexity proportional to 2^{50} (by (25)), which is of course infeasible.

$\mathbf{r}_{L_2}(\mathbf{X}^{\text{CRPT}})\mathbf{r}_{L_2}(\mathbf{X}^{\text{CRPT}})^T \mathbf{x}_i \|_2^2 = 34.417$ versus $\frac{1}{1000} \sum_{i=1}^{1000} \|\mathbf{x}_i - \mathbf{r}_{L_1}(\mathbf{X}^{\text{CRPT}})\mathbf{r}_{L_1}(\mathbf{X}^{\text{CRPT}})^T \mathbf{x}_i \|_2^2 = 11.555$. In contrast, when the principal component is calculated from the clean training set, $\mathbf{r} = \mathbf{r}_{L_2}(\mathbf{X})$ or $\mathbf{r}_{L_1}(\mathbf{X})$, we find estimated mean square-fit-error 6.077 and 6.080, correspondingly. We conclude that dimensionality reduction by L_1 principal components may lose only minimally in mean-square fit compared to L_2 when the designs are from clean training sets, but can protect significantly when training is carried out in the presence of erroneous data.

Next, we will compare the dimensionality-reduction performance of the proposed L_1 -principal subspace with that of other subspaces in the literature obtained by means of L_1 -norm based methods. Specifically, alongside the L_2 (SVD) and L_1 -principal component (proposed), we calculate the R_1 -principal component [23] as well as the direction obtained by means of L_1 -factorization through alternating weighted median calculation [3], [4].⁸ All directions are calculated from an ($N = 20$)-point corrupted data set $\mathbf{X}^{\text{CRPT}} \in \mathbb{R}^{2 \times 20}$ with N_{out} outliers drawn from $\mathcal{N}\left(\begin{bmatrix} 20 \\ -20 \end{bmatrix}, \begin{bmatrix} 5.73 & -4.494 \\ -4.494 & 5.27 \end{bmatrix}\right)$ and $N - N_{\text{out}}$ nominal points drawn from $\mathcal{N}\left(\mathbf{0}_3, \begin{bmatrix} 15 & 13 \\ 13 & 26 \end{bmatrix}\right)$. In Fig. 5, we plot the mean-squared-fit-error averaged over 10000 independent corrupted training data-set experiments as a function of the number of outlying points in the data set N_{out} . We notice that, when designed on nominal data, all examined subspaces differ little, if any, from the L_2 -principal subspace in mean-square fit error. However, when designed on outlier-corrupted data sets, the L_1 -principal subspace exhibits notable robustness outperforming uniformly and significantly all other subspaces, especially in the 15% - 40% mid-range of corruption. Given that L_1 and L_2 start very near each other in mean-square-fit-error at 0% corruption and meet again only at 100% corruption, one is tempted to say that the L_1 subspaces are to be uniformly preferred over L_2 if the associated computational cost can be afforded.

Experiment 2 - Data Restoration

As a toy numerical example, consider a hypothetical case where we collect from a sensor system eight samples of five-dimensional data. Due to the nature of the sensed source, the data are to lie in a lower-than-five dimensional

⁸Notice that for R_1 -PCA [23] and L_1 -factorization [3], [4], no optimal solution exists in the literature so far.

space, say a plane. Say, then, the true data are given by the rank-2 data matrix below

$$\mathbf{X}_{5 \times 8} = \begin{bmatrix} 2.0724 & -1.2024 & 1.2956 & 2.8719 & 1.5637 & -2.9323 & -3.1792 & -1.4152 \\ -0.5233 & 0.2595 & -0.3298 & -0.7562 & -0.4087 & 0.7973 & 0.8235 & 0.4155 \\ 0.0185 & -0.8158 & -0.0367 & -0.5406 & -0.2380 & 1.0108 & 0.3502 & 1.0487 \\ -0.6424 & 0.1476 & -0.4151 & -1.0486 & -0.5552 & 1.1989 & 1.0913 & 0.7355 \\ -2.1289 & 2.2734 & -1.2687 & -2.2200 & -1.2814 & 1.6751 & 2.7777 & 0.0851 \end{bmatrix}.$$

Assume that due to sensor malfunction or data transfer error or data storage failure, we are presented instead with

$$\mathbf{X}_{5 \times 8}^{\text{CRPT}} = \begin{bmatrix} 2.0724 & 8.9538 & 1.2956 & 2.8719 & 10.6817 & -2.9323 & -3.1792 & -1.4152 \\ -0.5233 & 10.6187 & -0.3298 & -0.7562 & 11.0235 & 0.7973 & 0.8235 & 0.4155 \\ 0.0185 & 11.3050 & -0.0367 & -0.5406 & -0.2380 & 1.0108 & 0.3502 & 1.0487 \\ -0.6424 & 0.1476 & -0.4151 & -1.0486 & 7.8846 & 1.1989 & 1.0913 & 0.7355 \\ -2.1289 & 2.2734 & -1.2687 & -2.2200 & -1.2814 & 1.6751 & 2.7777 & 0.0851 \end{bmatrix}$$

where six of the original entries in two of the data points have been altered/overwritten and \mathbf{X}^{CRPT} spans now a four-dimensional subspace of \mathbb{R}^5 .

Our objective is to “restore” \mathbf{X}^{CRPT} to \mathbf{X} taking advantage of our knowledge (or assumption) of the rank of the original data. Along these lines, we project \mathbf{X}^{CRPT} onto the span of its $K = 2$ L_2 - or L_1 -principal components,

$$\hat{\mathbf{X}} = \mathbf{R}\mathbf{R}^T \mathbf{X}^{\text{CRPT}} \quad (59)$$

where $\mathbf{R}_{5 \times 2} = [\mathbf{r}_{L_2}^{(1)}, \mathbf{r}_{L_2}^{(2)}]$ or $[\mathbf{r}_{L_1}^{(1)}, \mathbf{r}_{L_1}^{(2)}]$. The resulting L_2 - and L_1 -derived representations of \mathbf{X} are

$$\hat{\mathbf{X}}_{L_2} = \begin{bmatrix} 0.8029 & 8.2311 & 0.4919 & 0.9945 & 11.8445 & -0.9197 & -1.1528 & -0.3268 \\ 0.4839 & 11.0891 & 0.2888 & 0.5096 & 10.2500 & -0.3897 & -0.6347 & -0.0285 \\ -0.5922 & 11.1679 & -0.3843 & -0.9862 & 0.0165 & 1.1412 & 1.0192 & 0.7148 \\ 0.6521 & 0.8969 & 0.4067 & 0.8926 & 6.6810 & -0.9024 & -0.9930 & -0.4245 \\ -0.3868 & 2.8347 & -0.2455 & -0.5789 & -2.2540 & 0.6257 & 0.6220 & 0.3444 \end{bmatrix}$$

and

$$\hat{\mathbf{X}}_{L_1} = \begin{bmatrix} 2.0724 & -0.0303 & 1.2956 & 2.8719 & 2.9321 & -2.9323 & -3.1792 & -1.4152 \\ -0.5233 & 0.1880 & -0.3298 & -0.7562 & -0.7283 & 0.7973 & 0.8235 & 0.4155 \\ 0.0185 & 3.2915 & -0.0367 & -0.5406 & 0.2476 & 1.0108 & 0.3502 & 1.0487 \\ -0.6424 & 0.9300 & -0.4151 & -1.0486 & -0.8469 & 1.1989 & 1.0913 & 0.7355 \\ -2.1289 & -4.2139 & -1.2687 & -2.2200 & -3.2976 & 1.6751 & 2.7777 & 0.0851 \end{bmatrix},$$

respectively. In Fig. 6, we plot the element-by-element and per-measurement square-restoration error for the two projections. The relative superiority of L_1 -subspace data representation is clearly captured and documented.

Experiment 3 - Direction-of-Arrival Estimation

We consider a uniform linear antenna array of $D = 5$ elements that takes $N = 10$ snapshots of two incoming signals with angles of arrival $\theta_1 = -30^\circ$ and $\theta_2 = 50^\circ$,

$$\mathbf{x}_n = A_1 \mathbf{s}_{\theta_1} + A_2 \mathbf{s}_{\theta_2} + \mathbf{n}_n, \quad n = 1, \dots, 10, \quad (60)$$

where A_1, A_2 are the received-signal amplitudes with array response vectors \mathbf{s}_{θ_1} and \mathbf{s}_{θ_2} , correspondingly, and $\mathbf{n} \sim \mathcal{CN}(\mathbf{0}_5, \sigma^2 \mathbf{I}_5)$ is additive white complex Gaussian noise. We assume that the signal-to-noise ratio (SNR) of the two signals is $\text{SNR}_1 = 10 \log_{10} \frac{A_1^2}{\sigma^2} \text{dB} = 2 \text{dB}$ and $\text{SNR}_2 = 10 \log_{10} \frac{A_2^2}{\sigma^2} \text{dB} = 3 \text{dB}$. Next, we assume that one arbitrarily selected measurement out of the ten observations $\mathbf{X}_{5 \times 10} = [\mathbf{x}_1, \dots, \mathbf{x}_{10}] \in \mathbb{C}^{5 \times 10}$ is corrupted by a jammer operating at angle $\theta_J = 20^\circ$ with amplitude $A_J = A_2$. We call the resulting corrupted observation set $\mathbf{X}^{\text{CRPT}} \in \mathbb{C}^{5 \times 10}$ and create the real-valued version $\tilde{\mathbf{X}}^{\text{CRPT}} = [\text{Re}\{\mathbf{X}^{\text{CRPT}}\}^T, \text{Im}\{\mathbf{X}^{\text{CRPT}}\}^T]^T \in \mathbb{R}^{10 \times 10}$ by $\text{Re}\{\cdot\}, \text{Im}\{\cdot\}$ part concatenation. We calculate the $K = 2$ L_2 -principal components of $\tilde{\mathbf{X}}^{\text{CRPT}}$, $\mathbf{R}_{L_2} = [\mathbf{r}_{L_2}^{(1)}, \mathbf{r}_{L_2}^{(2)}] \in \mathbb{R}^{10 \times 2}$, and the $K = 2$ L_1 -principal components of $\tilde{\mathbf{X}}^{\text{CRPT}}$, $\mathbf{R}_{L_1} = [\mathbf{r}_{L_1}^{(1)}, \mathbf{r}_{L_1}^{(2)}] \in \mathbb{R}^{10 \times 2}$. In Fig. 7, we plot the standard L_2 MUSIC spectrum [46]

$$P(\theta) \triangleq \frac{1}{\tilde{\mathbf{s}}_\theta^T (\mathbf{I}_{2D} - \mathbf{R}_{L_2} \mathbf{R}_{L_2}^T) \tilde{\mathbf{s}}_\theta}, \quad \theta \in \left(-\frac{\pi}{2}, \frac{\pi}{2}\right), \quad (61)$$

where $\tilde{\mathbf{s}}_\theta = [\text{Re}\{\mathbf{s}_\theta\}^T, \text{Im}\{\mathbf{s}_\theta\}^T]^T$, as well as what we may call “ L_1 MUSIC spectrum” with \mathbf{R}_{L_1} in place of \mathbf{R}_{L_2} . It is interesting to observe how L_1 MUSIC (in contrast to L_2 MUSIC) does not respond to the one-out-of-ten outlying jammer value in the data set and shows only the directions of the two actual nominal signals.

Experiment 4 - Image Reconstruction

Consider the “clean” 100×64 gray-scale image $\mathbf{A} \in \{0, 1, \dots, 255\}^{100 \times 64}$ of Fig. 8(a). We assume that \mathbf{A} is not available and instead we have a data set of $N = 10$ corrupted/occluded versions of \mathbf{A} , say $\mathbf{A}_1, \mathbf{A}_2, \dots, \mathbf{A}_{10}$. Each corrupted instance $\mathbf{A}_i, i = 1, \dots, 10$, is created by partitioning the original image \mathbf{A} into sixteen tiles of size

25×16 and replacing three arbitrarily selected tiles by 25×16 grayscale-noise patches as seen, for example, in Fig. 8(b).

The 10 corrupted instances are vectorized to form the data matrix

$$\mathbf{M} = [\text{vec}(\mathbf{A}_1), \dots, \text{vec}(\mathbf{A}_{10})] \in \{0, \dots, 255\}^{6400 \times 10}. \quad (62)$$

Next, we “condense” \mathbf{M} to a rank-2 representation by both L_2 - and L_1 -subspace projection,

$$\hat{\mathbf{M}}_{L_{2/1}} = \mathbf{R}_{L_{2/1}} \mathbf{R}_{L_{2/1}}^T \mathbf{M}, \quad (63)$$

where $\mathbf{R}_{L_{2/1}} \in \mathbb{R}^{6400 \times 2}$ consists of the $K = 2$ L_2 or L_1 , accordingly, principal components of \mathbf{M} . In Fig. 8(c) we show the projection of the corrupted image of Fig. 8(b) onto the L_2 -derived rank-2 subspace (maximum- L_2 -projection reconstruction). In Fig. 8(d), we show the projection of the same image onto the L_1 -derived rank-2 subspace (maximum- L_1 -projection reconstruction). Figs. 8(c) and (d) offer a perceptual (visual) interpretation of the difference between L_2 and L_1 -subspace rank reduction. It is apparent that maximum- L_1 -projection reconstruction offers a much clearer image representation of \mathbf{A} than maximum- L_2 -projection reconstruction. This is another result that highlights the resistance of L_1 -principal subspaces against outlying data corruption.

VI. CONCLUSIONS

We presented for the first time in the literature optimal (exact) algorithms for the calculation of maximum- L_1 -projection subspaces of data sets with complexity polynomial in the sample size (and exponent equal to the data dimension). It may be possible in the future to develop an L_1 principal-component-analysis (PCA) line of research that parallels the enormously rewarding L_2 PCA/feature-extraction developments. When L_1 subspaces are calculated on nominal “clean” training data, they differ little –arguably– from their L_2 -subspace counterparts in least-squares fit. When, however, subspaces are calculated from data sets with possible erroneous, out-of-line, “outlier” entries, then L_1 subspace calculation offers significant robustness/resistance to the presence of inappropriate data values.

ACKNOWLEDGEMENT

The authors would like to thank the Associate Editor and the four anonymous reviewers for their comments and suggestions that helped improve this manuscript significantly, both in presentation and content.

REFERENCES

- [1] C. Eckart and G. Young, "The approximation of one matrix by another of lower rank," *Psychometrika*, vol. 1, pp. 211-218, Sept. 1936.
- [2] G. H. Golub and C. F. Van Loan, *Matrix Computations*, 3rd Ed. Baltimore, MD: The Johns Hopkins Univ. Press, 1996.
- [3] Q. Ke and T. Kanade, "Robust subspace computation using L1 norm," Internal Technical Report, Computer Science Dept., Carnegie Mellon Univ., CMU-CS-03-172, Aug. 2003.
- [4] Q. Ke and T. Kanade, "Robust L_1 norm factorization in the presence of outliers and missing data by alternative convex programming," in *Proc. IEEE Conf. Comput. Vision Pattern Recog. (CVPR)*, San Diego, CA, June 2005, pp. 739-746.
- [5] A. Eriksson and A. van den Hengel, "Efficient computation of robust low-rank matrix approximations in the presence of missing data using the L_1 norm," in *Proc. IEEE Conf. Comput. Vision Pattern Recog. (CVPR)*, San Francisco, CA, June 2010, pp. 771-778.
- [6] R. He, B.-G. Hu, W.-S. Zheng, and X.-W. Kong, "Robust principal component analysis based on maximum correntropy criterion," *IEEE Trans. Image Process.*, vol. 20, pp. 1485-1494, June 2011.
- [7] L. Yu, M. Zhang, and C. Ding, "An efficient algorithm for L1-norm principal component analysis," in *Proc. IEEE Intern. Conf. Acoust. Speech and Signal Proc. (ICASSP)*, Kyoto, Japan, Mar. 2012, pp. 1377-1380.
- [8] J. P. Brooks and J. H. Dulá, "The L1-norm best-fit hyperplane problem," *Appl. Math. Lett.*, vol. 26, pp. 51-55, Jan. 2013.
- [9] J. P. Brooks, J. H. Dulá, and E. L. Boone, "A pure L_1 -norm principal component analysis," *J. Comput. Stat. Data Anal.*, vol. 61, pp. 83-98, May 2013.
- [10] J. S. Galpin and D. M. Hawkins, "Methods of L_1 estimation of a covariance matrix," *J. Comput. Stat. Data Anal.*, vol. 5, pp. 305-319, 1987.
- [11] N. Kwak, "Principal component analysis based on L1-norm maximization," *IEEE Trans. Pattern Anal. Mach. Intell.*, vol. 30, pp. 1672-1680, Sept. 2008.
- [12] N. Kwak and J. Oh, "Feature extraction for one-class classification problems: Enhancements to biased discriminant analysis," *Pattern Recog.*, vol. 42, pp. 17-26, Jan. 2009.
- [13] X. Li, Y. Pang, and Y. Yuan, "L1-norm-based 2DPCA," *IEEE Trans. Syst., Man, Cybern., Part B: Cybern.*, vol. 40, pp. 1170-1175, Aug. 2009.

- [14] Y. Pang, X. Li, and Y. Yuan, "Robust tensor analysis with L1-norm," *IEEE Trans. Circuits Syst. Video Tech.*, vol. 20, pp. 172-178, Feb. 2010.
- [15] N. Funatsu and Y. Kuroki, "Fast parallel processing using GPU in computing L1-PCA bases," in *Proc. IEEE TENCON*, Fukuoka, Japan, Nov. 2010, pp. 2087-2090.
- [16] M. McCoy and J. A. Tropp, "Two proposals for robust PCA using semidefinite programming," *Electron. J. Stat.*, vol. 5, pp. 1123-1160, June 2011.
- [17] F. Nie, H. Huang, C. Ding, D. Luo, and H. Wang, "Robust principal component analysis with non-greedy l_1 -norm maximization," in *Proc. Int. Joint Conf. Artif. Intell. (IJCAI)*, Barcelona, Spain, July 2011, pp. 1433-1438.
- [18] D. Meng, Q. Zhao, and Z. Xu, "Improve robustness of sparse PCA by L_1 -norm maximization," *Pattern Recogn.*, vol. 45, pp. 487-497, Jan. 2012.
- [19] H. Wang, Q. Tang, and W. Zheng, "L1-norm-based common spatial patterns," *IEEE Trans. Biomed. Eng.*, vol. 59, pp. 653-662, Mar. 2012.
- [20] H. Wang, "Block principal component analysis with L1-norm for image analysis," *Pattern Recogn. Lett.*, vol. 33, pp. 537-542, Apr. 2012.
- [21] H. Q. Luong, B. Goossens, J. Aelterman, A. Pižurica, and W. Philips, "A primal-dual algorithm for joint demosaicking and deconvolution," in *Proc. IEEE Intern. Conf. Image Proc. (ICIP)*, Orlando, FL, Oct. 2012, pp. 2801-2804.
- [22] Z. Gu, W. Lin, B.-S. Lee, and C. T. Lau, "Rotated orthogonal transform (ROT) for motion-compensation residual coding," *IEEE Trans. Image Process.*, vol. 21, pp. 4770-4781, Dec. 2012.
- [23] C. Ding, D. Zhou, X. He, and H. Zha, " R_1 -PCA: Rotational invariant L_1 -norm principal component analysis for robust subspace factorization," in *Proc. Int. Conf. Mach. Learn.*, Pittsburgh, PA, 2006, pp. 281-288.
- [24] X. Li, W. Hu, H. Wang, and Z. Zhang, "Linear discriminant analysis using rotational invariant L_1 norm," *Neurocomputing*, vol. 73, pp. 2571-2579, Aug. 2010.
- [25] D. L. Donoho, "Compressed sensing," *IEEE Trans. Inf. Theory*, vol. 52, pp. 1289-1306, Apr. 2006.
- [26] E. J. Candès, "Compressive sampling," in *Proc. Intern. Cong. Math. (ICM)*, Madrid, Spain, Aug. 2006, pp. 1433-1452.
- [27] R. G. Baraniuk, "Compressive sensing," *IEEE Signal Process. Mag.*, vol. 24, pp. 118-124, July 2007.
- [28] K. Gao, S. N. Batalama, D. A. Pados, and B. W. Suter, "Compressive sampling with generalized polygons," *IEEE Trans. Signal Proc.*, vol. 59, pp. 4759-4766, Oct. 2011.
- [29] P. L. Combettes and J. Luo, "An adaptive level set method for nondifferentiable constrained image recovery," *IEEE Trans. Image Proc.*, vol. 11, pp. 1295-1304, Nov. 2002.
- [30] Y. Nesterov and A. Nemirovski, "On first-order algorithms for ℓ_1 /nuclear norm minimization," *Acta Numerica*, vol. 22, pp. 509-575, May 2013.

- [31] H. L. Van Trees, *Detection, Estimation, and Modulation Theory (Part I)*. Hoboken, NJ: Wiley, 2001.
- [32] M. R. Garey and D. S. Johnson, *Computers and Intractability: A Guide to the Theory of NP-completeness*. San Francisco, CA: W. H. Freeman and Company, 1979.
- [33] G. N. Karystinos and D. A. Pados, "Rank-2-optimal adaptive design of binary spreading codes," *IEEE Trans. Inf. Theory*, vol. 53, pp. 3075-3080, Sept. 2007.
- [34] K. M. Mackenthun, Jr., "A fast algorithm for multiple-symbol differential detection of MPSK," *IEEE Trans. Commun.*, vol. 42, pp. 1471-1474, Feb./Mar./Apr. 1994.
- [35] W. Sweldens, "Fast block noncoherent decoding," *IEEE Commun. Lett.*, vol. 5, pp. 132-134, Apr. 2001.
- [36] I. Motedayen-Aval, A. Krishnamoorthy, and A. Anastasopoulos, "Optimal joint detection/estimation in fading channels with polynomial complexity," *IEEE Trans. Inf. Theory*, vol. 53, pp. 209-223, Jan. 2007.
- [37] G. N. Karystinos and A. P. Liavas, "Efficient computation of the binary vector that maximizes a rank-deficient quadratic form," *IEEE Trans. Inf. Theory*, vol. 56, pp. 3581-3593, July 2010.
- [38] K. Allemand, K. Fukuda, T. M. Liebling, and E. Steiner, "A polynomial case of unconstrained zero-one quadratic optimization," *Mathematical Programming*, vol. A-91, pp. 49-52, Oct. 2001.
- [39] J.-A. Ferrez, K. Fukuda, and T. M. Liebling, "Solving the fixed rank convex quadratic maximization in binary variables by a parallel zonotope construction algorithm," *European Journal of Operational Research*, vol. 166, pp. 35-50, 2005.
- [40] D. Avis and K. Fukuda, "Reverse search for enumeration," *Discrete Applied Mathematics*, vol. 65, pp. 21-46, Mar. 1996.
- [41] H. Edelsbrunner, J. O'Rourke, and R. Seidel, "Constructing arrangements of lines and hyperplanes with applications," *SIAM J. Comput.*, vol. 15, pp. 341-363, May 1986.
- [42] H. Edelsbrunner, *Algorithms in Combinatorial Geometry*. New York, NY: Springer-Verlag, 1987.
- [43] W. Ben-Ameur and J. Neto, "A polynomial-time recursive algorithm for some unconstrained quadratic optimization problems," *Discrete Applied Mathematics*, vol. 159, pp. 1689-1698, Sept. 2011.
- [44] J. R. Magnus and H. Neudecker, *Matrix Differential Calculus with Applications in Statistics and Econometrics*, 2nd Ed. Chichester, UK: Wiley, 1999.
- [45] R. P. Stanley, *Enumerative Combinatorics, Volume 1*, 2nd Ed. New York, NY: Cambridge University Press, 2012.
- [46] R. O. Schmidt, "Multiple emitter location and signal parameter estimation," *IEEE Trans. Antennas Propag.*, vol. AP-34, pp. 276-280, Mar. 1986.

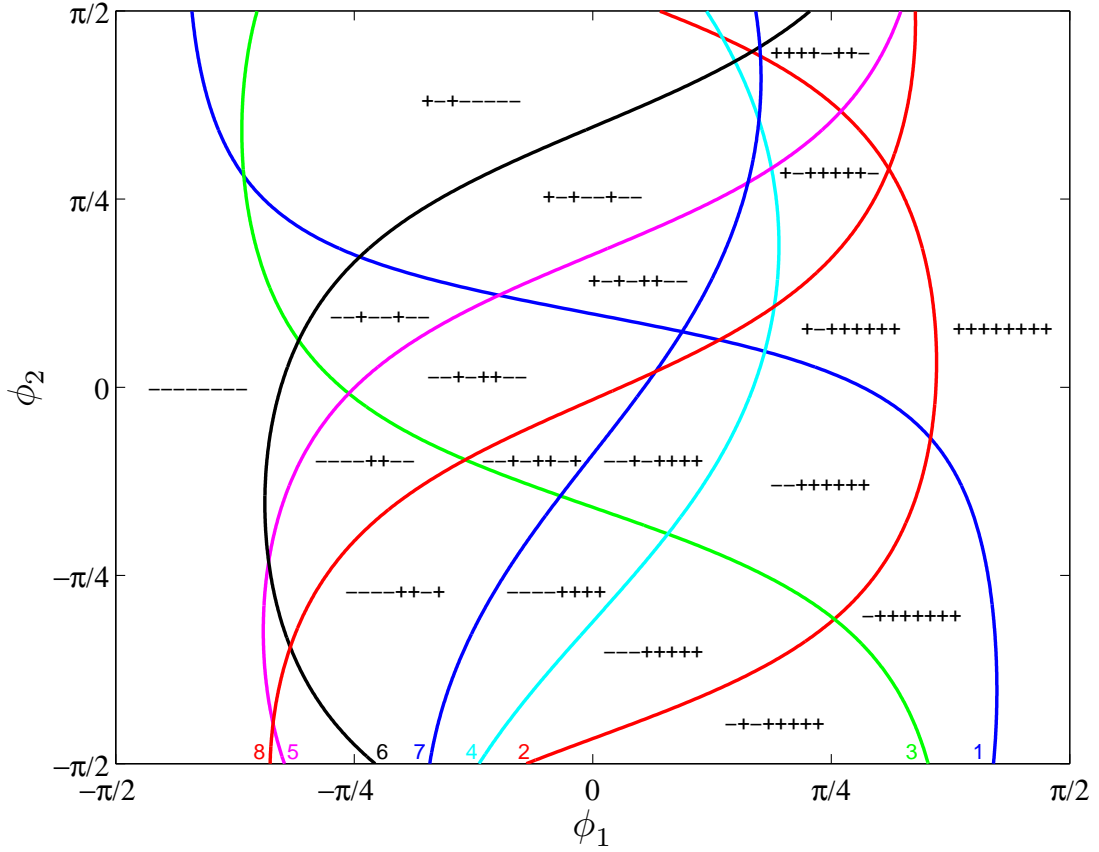


Fig. 1. Visualization of the calculation of the L_1 principal component of a data matrix $\mathbf{X}_{D \times N}$ of $N = 8$ samples with rank $d = 3 \leq D$ ($D \leq N$). The space $\Phi^2 = [-\frac{\pi}{2}, \frac{\pi}{2}] \times [-\frac{\pi}{2}, \frac{\pi}{2}]$ is partitioned into $P_1 = 29$ cells with distinct corresponding binary vectors $\mathbf{b}_p \in \{\pm 1\}^8$, $p = 1, 2, \dots, 29$; \mathbf{b}_{opt} in (11) equals \mathbf{b}_p for some $p \in \{1, 2, \dots, 29\}$ and the L_1 principal component is $\mathbf{r}_{L_1} = \mathbf{X}\mathbf{b}_{\text{opt}}/\|\mathbf{X}\mathbf{b}_{\text{opt}}\|_2$.

The Optimal L_1 -Principal-Component Algorithm

Input: $\mathbf{X}_{D \times N}$ data matrix

- 1: $(\mathbf{U}_{N \times d}, \mathbf{\Sigma}_{d \times d}, \mathbf{V}_{d \times d}) \leftarrow \text{svd}(\mathbf{X}^T)$
 - 2: $\mathbf{Q}_{N \times d} \leftarrow \mathbf{U}\mathbf{\Sigma}$
 - 3: $\mathbf{B}_{N \times P_1} \leftarrow \text{compute_candidates}(\mathbf{Q}), \mathcal{P} \leftarrow \{1, 2, \dots, P_1\}$
 - 4: $z_{\text{opt}} \leftarrow \arg \max_{z \in \mathcal{P}} \|\mathbf{X}\mathbf{B}_{:,z}\|_2$
 - 5: $\mathbf{b}_{\text{opt}} \leftarrow \mathbf{B}_{:,z_{\text{opt}}}$
- Output:** $\mathbf{r}_{L_1} \leftarrow \mathbf{X}\mathbf{b}_{\text{opt}} / \|\mathbf{X}\mathbf{b}_{\text{opt}}\|_2$
-

Function *compute_candidates*

Input: $\mathbf{Q}_{N \times m}$

- 1: if $m > 2$, $i \leftarrow 0$
- 2: for $\mathcal{I} \subset \{1, 2, \dots, N\}$ s.t. $|\mathcal{I}| = m - 1$, $i \leftarrow i + 1$,
- 3: $\bar{\mathbf{Q}}_{(m-1) \times m} \leftarrow \mathbf{Q}_{\mathcal{I},:}$
- 4: $\mathbf{c}_{m \times 1} \leftarrow \text{null}(\bar{\mathbf{Q}}), \mathbf{c} \leftarrow \text{sgn}(c_m)\mathbf{c}$
- 5: $\mathbf{B}_{:,i} \leftarrow \text{sgn}(\mathbf{Q}\mathbf{c})$
- 6: for $j = 1 : m - 1$,
- 7: $\mathbf{c}_{(m-1) \times 1} \leftarrow \text{null}(\bar{\mathbf{Q}}_{:/j,1:m-1}), \mathbf{c} \leftarrow \text{sgn}(c_{m-1})\mathbf{c}$
- 8: $\mathbf{B}_{\mathcal{I}(j),i} \leftarrow \text{sgn}(\bar{\mathbf{Q}}_{j,1:m-1}\mathbf{c})$
- 9: $\mathbf{B} \leftarrow [\mathbf{B}, \text{compute_candidates}(\mathbf{Q}_{:,1:m-2})]$
- 10: elseif $m = 2$,
- 11: for $i = 1 : N$,
- 12: $\mathbf{c}_{2 \times 1} \leftarrow \text{null}(\mathbf{Q}_{i,:}), \mathbf{c} \leftarrow \text{sgn}(c_2)\mathbf{c}$
- 13: $\mathbf{B}_{:,i} \leftarrow \text{sgn}(\mathbf{Q}\mathbf{c}), \mathbf{B}_{i,i} \leftarrow \text{sgn}(\mathbf{Q}_{i,1})$
- 14: else, $\mathbf{B} \leftarrow \text{sgn}(\mathbf{Q})$

Output: \mathbf{B}

Fig. 2. The optimal $\mathcal{O}(N^d)$ algorithm for the computation of the maximum L_1 -projection component of a rank- d data matrix $\mathbf{X}_{D \times N}$ of N samples of dimension D (space complexity $\mathcal{O}(N)$; parallelizable computation of columns of \mathbf{B}).

The Optimal L_1 -Principal-Subspace Algorithm ($K > 1$)

Input: $\mathbf{X}_{D \times N}$ data matrix, subspace dimensionality K

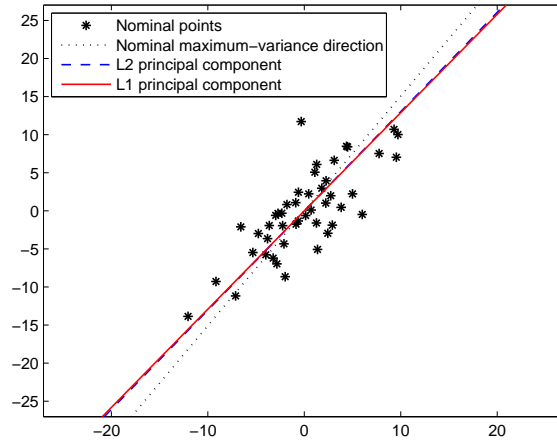
- 1: $(\mathbf{U}_{N \times d}, \mathbf{\Sigma}_{d \times d}, \mathbf{V}_{d \times d}) \leftarrow \text{svd}(\mathbf{X}^T)$
- 2: $\mathbf{Q}_{N \times d} \leftarrow \mathbf{U}\mathbf{\Sigma}$
- 3: $\mathbf{B}_{N \times P_1} \leftarrow \text{compute_candidates}(\mathbf{Q}), \mathcal{P} \leftarrow \{1, 2, \dots, P_1\}$
- 4: $\mathbf{z}_{\text{opt}} \leftarrow \arg \max_{\mathbf{z} \in \mathcal{P}^K, z_1 \leq z_2 \leq \dots \leq z_K} \|\mathbf{X}\mathbf{B}_{:, \mathbf{z}}\|_*$
- 5: $\mathbf{B}_{\text{opt}} \leftarrow \mathbf{B}_{:, \mathbf{z}_{\text{opt}}}$
- 6: $(\mathbf{U}_{D \times K}, \mathbf{\Sigma}_{K \times K}, \mathbf{V}_{K \times K}) \leftarrow \text{svd}(\mathbf{X}\mathbf{B}_{\text{opt}})$

Output: $\mathbf{R}_{L_1} \leftarrow \mathbf{U}\mathbf{V}^T$

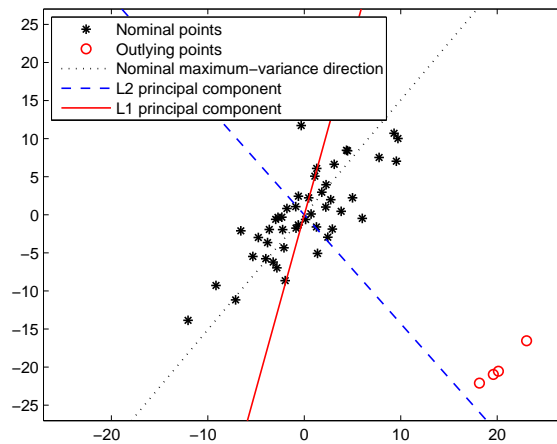
Fig. 3. The optimal $\mathcal{O}(N^{dK-K+1})$ algorithm for the computation of the K -dimensional L_1 -principal subspace of a rank- d data matrix $\mathbf{X}_{D \times N}$ of N samples of dimension D (function *compute_candidates* in Fig. 2).

$d \backslash N$	4	6	8	10	12	14
3	0.0172	0.0406	0.0920	0.1966	0.3900	0.7160
4	-	0.0624	0.3526	1.4212	4.5178	11.8686
5	-	0.1014	0.8471	5.4944	26.3361	99.4600
6	-	-	1.2308	12.2289	87.1546	471.2275

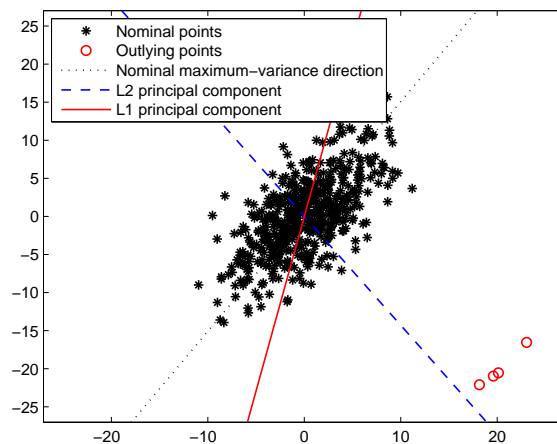
TABLE I: Average CPU time in seconds expended by an Intel[®] Core[™] i5 Processor (at 3.40 GHz) to find the ($K = 2$)-dimensional L_1 -principal subspace of a full-rank $d \times N$ data matrix ($d < N$) by executing serially in Matlab[®] R2012a the algorithm of Fig. 3.



(a)



(b)



(c)

Fig. 4. (a) Training data matrix $\mathbf{X}_{2 \times 50}$ with its L_1 and L_2 principal components ($K = 1$). (b) Training data matrix $\mathbf{X}_{2 \times 50}$ corrupted by four additional outlier points in bottom right with recalculated L_1 and L_2 principal components. (c) Evaluation data set of 1000 nominal points against the outlier infected (Fig. 4(b)) L_1 and L_2 principal components. For reference, in all figures we plot along the ideal maximum-variance direction of the nominal-data distribution (dominant eigenvector of the true nominal-data autocovariance matrix).

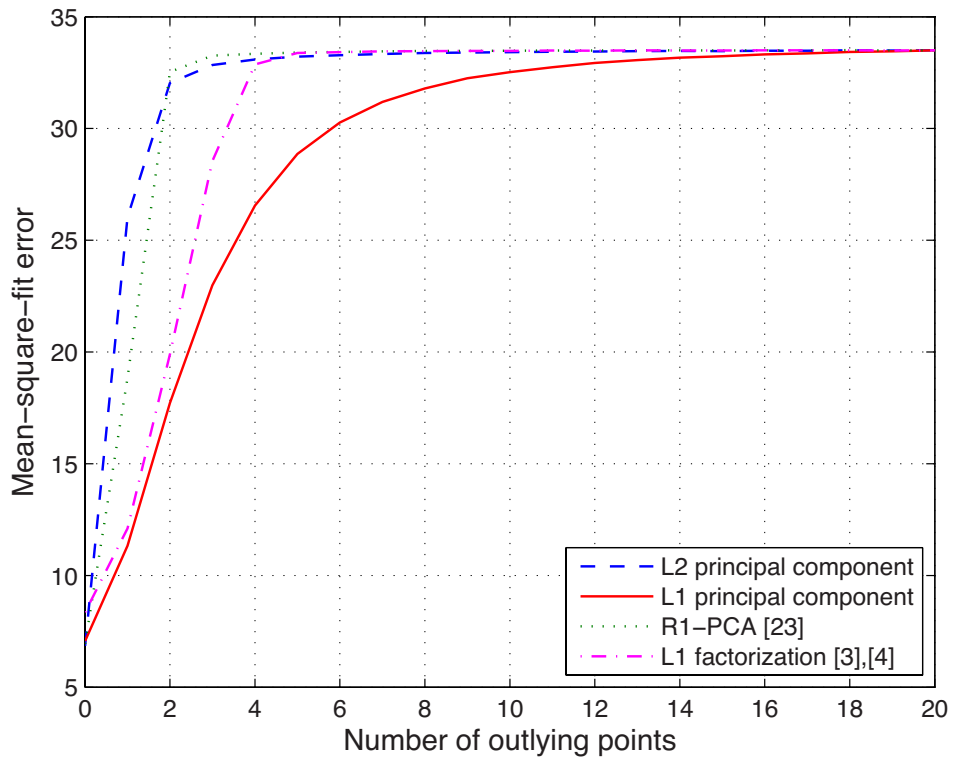
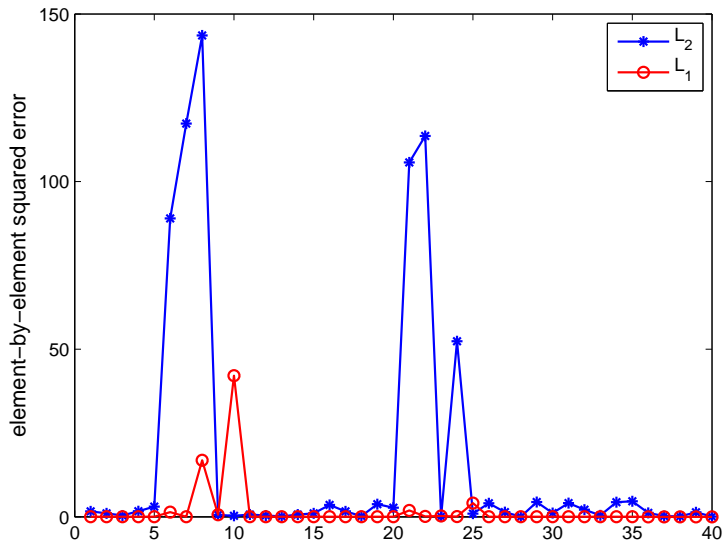
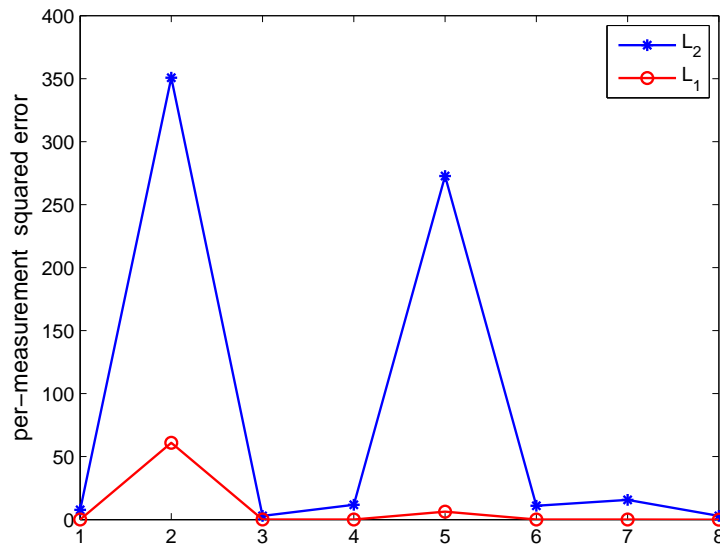


Fig. 5. Mean-square-fit error of ($D = 2$)-dimensional data when projected onto the direction ($K = 1$) of the L_2 -principal component, the L_1 -principal component, the R_1 -principal component [23], and L_1 -factorization [3], [4].



(a)



(b)

Fig. 6. (a) Element-by-element and (b) per-measurement square restoration error.

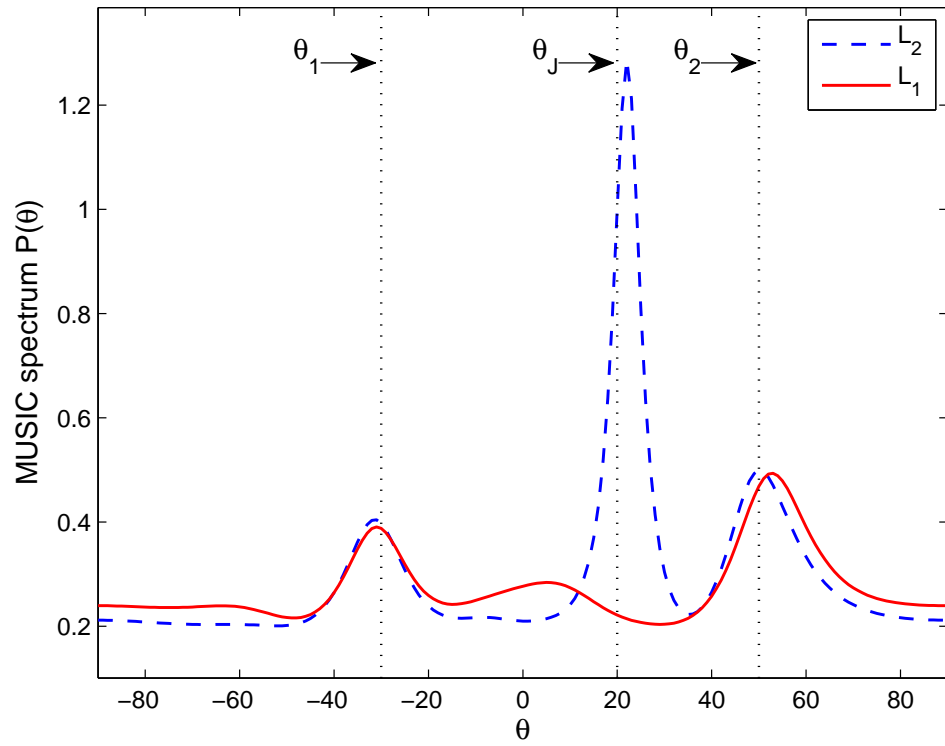


Fig. 7. MUSIC power spectrum with $K = 2$ L_2 or L_1 calculated principal components (data set of $N = 10$ measurements with signals at $\theta_1 = -30^\circ$ and $\theta_2 = 50^\circ$ of which one measurement is additive-jammer corrupted with $\theta_J = 20^\circ$; $\text{SNR}_1 = 2\text{dB}$; $\text{SNR}_2 = \text{SNR}_J = 3\text{dB}$).




Fig. 8. (a) Original image $\mathbf{A} \in \{0, 1, \dots, 255\}^{100 \times 64}$. (b) An “occluded” instance of \mathbf{A} . (c) Maximum- L_2 -projection reconstructed image, and (d) maximum- L_1 -projection reconstructed image.