

Decoherence of a quantum system coupled to an XY spin chain: Role of the initial state of the spin chain

Zi-Gang Yuan,¹ Ping Zhang,² and Shu-Shen Li³

¹*School of Science, Beijing University of Chemical Technology,
Beijing 100029, People's Republic of China*

²*Institute of Applied Physics and Computational Mathematics,
P.O. Box 8009, Beijing 100088, China*

³*State Key Laboratory for Superlattices and Microstructures,
Institute of Semiconductors, Chinese Academy of Sciences,
P.O. Box 912, Beijing 100083, China*

Abstract

We study the decoherence of a coupled quantum system consisting of a central spin and its correlated environment described by a general XY spin-chain model. We make it clear that the evolution of the coherence factor sensitively depends on the initial states of the environment spin-chain. Specially, the dynamical evolution of the coherence factor of the central spin is numerically and analytically investigated in both weak and strong coupling cases for different initial states including thermal equilibrium state. In both weak and strong coupling regimes, the decay of the coherence factor can be approximated by a Gaussian and in the strong coupling regime the coherence factor oscillate rapidly under a Gaussian envelope. The width of the Gaussian decay (envelope) has been studied in details and we explained the origin of the so-called universal regime.

PACS numbers: 03.65.Vf, 75.10.Pq, 05.30.Pr, 42.50.Vk

Decoherence induced by coupling a quantum system with an environment is one of the most important different features of opened quantum systems from isolated ones. It refers to the process that turns the system from quantum coherent pure states into classical mixed states. Usually, this process will destroy the coherence between the pointer states corresponding to their eigenvalues in a short time [1] and is a major obstacle in quantum information processing (QIP) that use the coherent entangled states as resources [2, 3]. Hence the study of decoherence is important for understanding quantum physics and the implementation of QIP.

The decoherence process depends on the effective Hamiltonian and the initial state of the environment. The effects of the effective Hamiltonian on the decoherence has been studied in many papers [4–19]. Especially, dramatic manifestation of the decoherence has often been found in the vicinity of the quantum critical point of the effective Hamiltonian. Hence much work have been focused on the critical properties of the decoherence [7, 9, 10, 15–19]. Whereas, the dependence of the decoherence on the initial state of the environment has been rarely mentioned [20, 21] and thus will be studied in this paper. In particular, we will focus on the Gaussian decay [4, 11, 13, 14, 22, 23] and explain the origin of the so-called universal regime of the Gaussian decay [4, 13].

The dynamical evolution of the reduced density matrix may be used to describe the decoherence process. For a two-level qubit system such as a central spin, which is coupled to an environment of an XY spin chain, the coefficients of the off-diagonal terms in the reduced density matrix of the system, named as “coherence factor” in the following discussion in this paper, may describe the degree of the decoherence. It was found that in such a simple model and with a few additional generic assumptions, the coherence factor displays a Gaussian decay. So the Gaussian decay is general and important for the decoherence research. Furthermore, a universal regime of the Gaussian envelope has been found when the coupling strength is large enough, which means that the envelope of the decay of the coherence factor in the system is Gaussian with a width independent of the system-environment coupling strength [4, 13]. While in another case, the Gaussian width in the strong coupling regime may be proportional to the coupling strength [11].

Now we introduce the Hamiltonian and the model. We consider a two-level quantum system (central spin) transversely coupled to an environment which is described by one-dimensional XY spin chain model. The total Hamiltonian is given by $H=H_E^\lambda+H_I$, where

(we take $\hbar=1$)

$$\begin{aligned}
H_E^\lambda &= -\sum_{l=1}^N \left(\frac{1+\gamma}{2} \sigma_l^x \sigma_{l+1}^x + \frac{1-\gamma}{2} \sigma_l^y \sigma_{l+1}^y + \lambda \sigma_l^z \right), \\
H_I &= -g \sigma^z \sum_{l=1}^N \sigma_l^z.
\end{aligned} \tag{1}$$

Here H_E^λ denotes the Hamiltonian of the environmental spin chain and H_I denotes the interaction between the central spin and the environment. σ^α ($\alpha=x, y, z$) and σ_l^α are the Pauli matrices used to describe the central spin and the j th spin of the spin chain, respectively. The parameters λ characterizes the strength of the spin interaction and the intensity of the magnetic field applied along the z axis respectively, and γ measures the anisotropy in the in-plane interaction. N is the total site number in the spin chain.

Before going any further, we explain how we dress the parameter of the intensity of the magnetic field λ and the Hamiltonian H_E^λ in this paper. To explore the dependence of the decoherence on the initial states of the spin-chain, we should analyze various initial states. A natural and simple choice of the initial state is the ground state of the initial Hamiltonian $H_E^{(\lambda_i)}$ at time $t=0$ which may be different from the evolving Hamiltonian $H_E^{(\lambda_e)}$ for time $t>0$. Both of the the initial Hamiltonian $H_E^{(\lambda_i)}$ and the evolving Hamiltonian $H_E^{(\lambda_e)}$ are defined as H_E^λ in Eq. (1) by replacing λ with λ_i and λ_e , respectively. That is, we assume that the coupling between the central system and the environment begin at $t=0$ and there may be a sudden change for the intensity λ of the Hamiltonian at $t=0$. For simplicity, in the following of this paper we use $H=H_E^{(\lambda_e)}+H_I$ to represent the total Hamiltonian for $t>0$. Furthermore, we use $\lambda_+=\lambda_e+g$ and $\lambda_-=\lambda_e-g$ to dress the intensity of the magnetic field for two effective Hamiltonians $H_E^{(\lambda_+)}$ and $H_E^{(\lambda_-)}$, which are defined as H_E^λ in Eq. (1) by replacing λ with λ_+ and λ_- , respectively. So in this paper we label the intensity of the magnetic field with four types: λ_i , λ_e , λ_+ and λ_- .

Following Ref. [11], we can rewrite the total Hamiltonian H as

$$H = |0\rangle \langle 0| \otimes H_E^{(\lambda_+)} + |1\rangle \langle 1| \otimes H_E^{(\lambda_-)}, \tag{2}$$

where $|0\rangle$ and $|1\rangle$ denote the eigenstates of σ^z with eigenvalues of ± 1 . $H_E^{(\lambda_+)}$ and $H_E^{(\lambda_-)}$ are the corresponding effective Hamiltonians of the spin chain. $H_E^{(\lambda_j)}$ ($j=i, e, +, -$) can be diagonalized by standard procedure [24]. As the first step, we define the conventional Jordan-

Wigner (JW) transformation as follows

$$\sigma_l^x = \prod_{m<l} (1 - 2a_m a_m^\dagger) (a_l + a_l^\dagger), \quad (3)$$

$$\sigma_l^y = -i \prod_{m<l} (1 - 2a_m a_m^\dagger) (a_l - a_l^\dagger), \quad (4)$$

$$\sigma_l^z = 1 - 2a_l a_l^\dagger, \quad (5)$$

which maps spins to one-dimensional spinless fermions with creation (annihilation) operators a_l^\dagger (a_l). After a straightforward derivation, the Hamiltonians become

$$H_E^{(\lambda_j)} = -\sum_{l=1}^N \left[(a_{l+1}^\dagger a_l + a_l^\dagger a_{l+1}) + \gamma (a_{l+1} a_l + a_l^\dagger a_{l+1}^\dagger) - \lambda_j (1 - 2a_l^\dagger a_l) \right]. \quad (6)$$

In the second step, we introduce the Fourier transformation of the fermionic operators described by $a_k = \frac{1}{\sqrt{N}} \sum_l a_l e^{-i2\pi lk/N}$, with $k = -M + 1, \dots, M$; $M = N/2$. The Hamiltonian (6) can be diagonalized by transforming the fermion operators to momentum space and then using the Bogoliubov transformation. The final result is

$$\begin{aligned} H_E^{(\lambda_j)} &= \sum_{k=1}^M H_E^{(k, \lambda_j)} \\ &= \sum_{k=1}^M \Omega_k^{(\lambda_j)} \left(b_{k, \lambda_j}^\dagger b_{k, \lambda_j} - \frac{1}{2} \right), \end{aligned} \quad (7)$$

where $H_E^{(k, \lambda_j)} = \Omega_k^{(\lambda_j)} \left(b_{k, \lambda_j}^\dagger b_{k, \lambda_j} - \frac{1}{2} \right)$ and the energy spectrum is given by

$$\Omega_k^{(\lambda_j)} = 2 \sqrt{\left(\epsilon_k^{(\lambda_j)} \right)^2 + \gamma^2 \sin^2 \frac{2\pi k}{N}} \quad (8)$$

with $\epsilon_k^{(\lambda_j)} = \lambda_j - \cos \frac{2\pi k}{N}$, and the corresponding Bogoliubov transformed fermion operators are defined by

$$b_{k, \lambda_j} = \cos \frac{\theta_k^{(\lambda_j)}}{2} a_{k, \lambda_j} - i \sin \frac{\theta_k^{(\lambda_j)}}{2} a_{-k, \lambda_j}^\dagger \quad (9)$$

with angles $\theta_k^{(\lambda_j)} = \arccos[2\epsilon_k^{(\lambda_j)}/\Omega_k^{(\lambda_j)}]$. The corresponding ground state $|G\rangle_{\lambda_j}$ of $H_E^{(\lambda_j)}$ is the vacuum of the fermionic modes described by $b_{k, \lambda_j} |G\rangle_{\lambda_j} = 0$ for any b_{k, λ_j} and can be written as

$$|G\rangle_{\lambda_j} = \prod_{k=1}^M |G\rangle_{\lambda_j}^k = \prod_{k=1}^M \left[\cos \frac{\theta_k^{(\lambda_j)}}{2} |0\rangle_k |0\rangle_{-k} + i \sin \frac{\theta_k^{(\lambda_j)}}{2} |1\rangle_k |1\rangle_{-k} \right], \quad (10)$$

where

$$|G\rangle_{\lambda_j}^k = \cos \frac{\theta_k^{(\lambda_j)}}{2} |0\rangle_k |0\rangle_{-k} + i \sin \frac{\theta_k^{(\lambda_j)}}{2} |1\rangle_k |1\rangle_{-k}, \quad (11)$$

$|0\rangle_k$ and $|1\rangle_k$ denote the vacuum and single excitation of the k th mode a_{k,λ_j} , respectively. It is straightforward to see that the operator b_{k,λ_j} is related to the operator $b_{k,\lambda_{j'}}$ by the following relation:

$$b_{k,\lambda_j} = \left[\cos \alpha_k^{(\lambda_{jj'})} \right] b_{k,\lambda_{j'}} - i \left[\sin \alpha_k^{(\lambda_{jj'})} \right] b_{-k,\lambda_{j'}}^\dagger, \quad (12)$$

where $j=i, e, +, -$, and $\alpha_k^{(\lambda_{jj'})} = \frac{\theta_k^{(\lambda_j)} - \theta_k^{(\lambda_{j'})}}{2}$. As a result, the corresponding ground states satisfy the relation

$$|G\rangle_{\lambda_j} = \prod_{k=1}^M \left[\cos \alpha_k^{(\lambda_{jj'})} + i \sin \alpha_k^{(\lambda_{jj'})} b_{k,\lambda_{j'}}^\dagger b_{-k,\lambda_{j'}}^\dagger \right] |G\rangle_{\lambda_{j'}}. \quad (13)$$

Suppose the initial state of the total system is described by the density matrix:

$$\rho_{\text{tot}}(0) = \rho_s(0) \otimes \rho_E(0), \quad (14)$$

where $\rho_s(0)$ and $\rho_E(0)$ is the initial density matrix of the central system and the environment respectively. The evolved density matrix of the total system for $t > 0$ is

$$\rho_{\text{tot}}(t) = U(t) \rho_{\text{tot}}(0) U^\dagger(t), \quad (15)$$

where $U(t)$ is the time evolution matrix which can be obtained by solving the equation

$$i\dot{U}(t) = HU.$$

Equation (15) has an exact solution for a time-dependent step function form for the magnetic field $\lambda(t) = \lambda_i + (\lambda_e - \lambda_i)\theta(t)$ which we adopt in this work [25, 26]. Here $\theta(t)$ is the usual mathematical step function. The solution to the time evolution operator for the Hamiltonian of the time-dependent step function form is exactly the same as that for the Hamiltonian of H for $t > 0$. That is, the time evolution operator can be expressed as

$$U(t) = |0\rangle\langle 0| \otimes U_E^{(\lambda^+)}(t) + |1\rangle\langle 1| \otimes U_E^{(\lambda^-)}(t), \quad (16)$$

where $U_E^{(\lambda^\pm)}(t) = \exp[-iH_E^{(\lambda^\pm)}t]$ is the effective time evolution operator dressed by λ_\pm . As a result, the reduced density matrix of the central system is

$$\begin{aligned} \rho_S(t) &= \mathbf{Tr}_E[\rho_{\text{tot}}(t)] \\ &= \begin{pmatrix} [\rho_S(0)]_{11} & [\rho_S(0)]_{12} \left[\mathbf{Tr}_E U_E^{(\lambda^+)}(t) \rho_E(0) U_E^{\dagger(\lambda^-)}(t) \right] \\ [\rho_S(0)]_{21} \left[\mathbf{Tr}_E U_E^{(\lambda^-)}(t) \rho_E(0) U_E^{\dagger(\lambda^+)}(t) \right] & [\rho_S(0)]_{22} \end{pmatrix}. \end{aligned} \quad (17)$$

It reveals in Eq. (17) that the environmental spin chain only modulates the off-diagonal terms of $\rho(t)$ through the coherence factor

$$F(t) = \left| \text{Tr}_E \left[U_E^{(\lambda^+)}(t) \rho_E(0) U_E^{\dagger(\lambda^-)}(t) \right] \right|, \quad (18)$$

Equation (18) is our starting point of the following derivation and discussions. If the initial density matrix of the environmental spin chain $\rho_E(0)$ can be factored as $\rho_E(0) = \prod_{k=1}^M \otimes \rho_E^k(0)$, then

$$F(t) = \prod_{k=1}^M F_k(t), \quad (19)$$

where

$$F_k(t) = \left| \text{Tr}_E \left\{ \exp \left[i H_E^{(k,\lambda^+)} t \right] \rho_E^k(0) \exp \left[-i H_E^{(k,\lambda^-)} t \right] \right\} \right|. \quad (20)$$

Following Refs. [25, 26], we can also rewrite the Hamiltonian $H_E^{(k,\lambda_j)}$ and the effective time evolution operator $U_E^{(k,\lambda_j)}(t) = \exp \left[-i H_E^{(k,\lambda_j)} t \right]$ in the basis of $|\phi_k\rangle_1 = |0\rangle$, $|\phi_k\rangle_2 = a_{k,\lambda_j}^\dagger a_{-k,\lambda_j}^\dagger |0\rangle$, $|\phi_k\rangle_3 = a_{k,\lambda_j}^\dagger |0\rangle$, and $|\phi_k\rangle_4 = a_{-k,\lambda_j}^\dagger |0\rangle$ (or equivalently $|0\rangle_k |0\rangle_{-k}$, $|1\rangle_k |1\rangle_{-k}$, $|1\rangle_k |0\rangle_{-k}$, and $|0\rangle_k |1\rangle_{-k}$) as follows:

$$H_E^{(k,\lambda_j)} = \begin{pmatrix} -\Omega_k^{(\lambda_j)} \cos \theta_k^j - 2 \cos \frac{2\pi k}{N} & i\Omega_k^{(\lambda_j)} \sin \theta_k^j & 0 & 0 \\ -i\Omega_k^{(\lambda_j)} \sin \theta_k^j & \Omega_k^{(\lambda_j)} \cos \theta_k^j - 2 \cos \frac{2\pi k}{N} & 0 & 0 \\ 0 & 0 & -2 \cos \frac{2\pi k}{N} & 0 \\ 0 & 0 & 0 & -2 \cos \frac{2\pi k}{N} \end{pmatrix}, \quad (21)$$

$$U_E^{(k,\lambda_j)}(t) = e^{2it \cos \phi_k} \begin{pmatrix} i \cos \theta_k^j \sin(2t\Lambda_k^j) + \cos(2t\Lambda_k^j) & \sin \theta_k^j \sin(2t\Lambda_k^j) & 0 & 0 \\ -\sin \theta_k^j \sin(2t\Lambda_k^j) & -i \cos \theta_k^j \sin(2t\Lambda_k^j) + \cos(2t\Lambda_k^j) & 0 & 0 \\ 0 & 0 & 1 & 0 \\ 0 & 0 & 0 & 1 \end{pmatrix}. \quad (22)$$

Then for specific initial state of the environmental system $\rho_E(0)$, we can derive the corresponding coherence factor $F(t)$.

A natural choice of the initial state of the environmental system is the ground state $|G\rangle_{\lambda_i}$ of the initial Hamiltonian $H_E^{(k,\lambda_i)}$,

$$\rho_k(0) = S^\dagger \begin{pmatrix} 1 & 0 & 0 & 0 \\ 0 & 0 & 0 & 0 \\ 0 & 0 & 0 & 0 \\ 0 & 0 & 0 & 0 \end{pmatrix} S = \begin{pmatrix} \frac{1}{2} + \frac{1}{2} \cos \theta_k^i & -\frac{i}{2} \sin \theta_k^i & 0 & 0 \\ \frac{i}{2} \sin \theta_k^i & \frac{1}{2} - \frac{1}{2} \cos \theta_k^i & 0 & 0 \\ 0 & 0 & 0 & 0 \\ 0 & 0 & 0 & 0 \end{pmatrix}, \quad (23)$$

where

$$S = \begin{pmatrix} \cos \frac{\theta_k^i}{2} & -i \sin \frac{\theta_k^i}{2} & 0 & 0 \\ -i \sin \frac{\theta_k^i}{2} & \cos \frac{\theta_k^i}{2} & 0 & 0 \\ 0 & 0 & 1 & 0 \\ 0 & 0 & 0 & 1 \end{pmatrix}$$

is the transformation matrix. Then we can get the coherence factor $F(t)$ with the Eq. (20).

The result is

$$F(t) = \prod_{k=1}^M | [\cos 2\alpha_k^{(\lambda_{+-})} \sin(\Omega_k^{(\lambda_+)t}) \sin(\Omega_k^{(\lambda_-)t}) + \cos(\Omega_k^{(\lambda_+)t}) \cos(\Omega_k^{(\lambda_-)t}) + i \cos 2\alpha_k^{(\lambda_{+i})} \sin(\Omega_k^{(\lambda_+)t}) \cos(\Omega_k^{(\lambda_-)t}) - i \cos 2\alpha_k^{(\lambda_{-i})} \sin(\Omega_k^{(\lambda_+)t}) \cos(\Omega_k^{(\lambda_-)t})] |, \quad (24)$$

or equivalently

$$F(t) = \prod_{k=1}^M | - \exp[it(\Omega_k^{(\lambda_+)} + \Omega_k^{(\lambda_-)})] \sin \alpha_k^{(\lambda_{+-})} \cos \alpha_k^{(\lambda_{+i})} \sin \alpha_k^{(\lambda_{-i})} + \exp[it(-\Omega_k^{(\lambda_+)} + \Omega_k^{(\lambda_-)})] \cos \alpha_k^{(\lambda_{+-})} \sin \alpha_k^{(\lambda_{+i})} \sin \alpha_k^{(\lambda_{-i})} + \exp[it(\Omega_k^{(\lambda_+)} - \Omega_k^{(\lambda_-)})] \cos \alpha_k^{(\lambda_{+-})} \cos \alpha_k^{(\lambda_{+i})} \cos \alpha_k^{(\lambda_{-i})} + \exp[it(-\Omega_k^{(\lambda_+)} - \Omega_k^{(\lambda_-)})] \sin \alpha_k^{(\lambda_{+-})} \sin \alpha_k^{(\lambda_{+i})} \cos \alpha_k^{(\lambda_{-i})} |. \quad (25)$$

In Refs. [9–11], it has been shown that the coherence factor $F(t)$ decay more dramatically and rapidly in the vicinity of the quantum critical point $\lambda_i = \lambda_e = 1.0$ [9–11] for small N ($N \approx 10^2$). In this paper we will study the decoherence with different initial states. Hence in Fig. 1 we show dynamical evolution of the coherence factor $F(t)$ as a function of time t and λ_i and keep $\lambda_e = 1$ here and in the following unless specified. The other parameters are $\gamma = 1$, $g = 0.05$, $N = 10^2$. One can see that $F(t)$ with any λ_i decays from unity to zero in a short time. And around $\lambda_i = 1$, there are significant revivals. This indicates that the decoherence process with different λ_i and fixed λ_e may include new interesting behavior and lead to more results.

In fact, the revivals only appear for small N . For large N which may be used to simulate the thermodynamic limit, there are no revivals. In Fig. 2 we show the evolution of $F(t)$ as a function of time t and λ_i . The other parameters are $\gamma = 1$, $g = 0.05$, and $N = 10^4$. One can see that $F(t)$ decays rapidly with no revivals for any λ_i . The disappearance of the revivals for large N can be understood in the following way. Notice that $F(t)$ is a product of a series

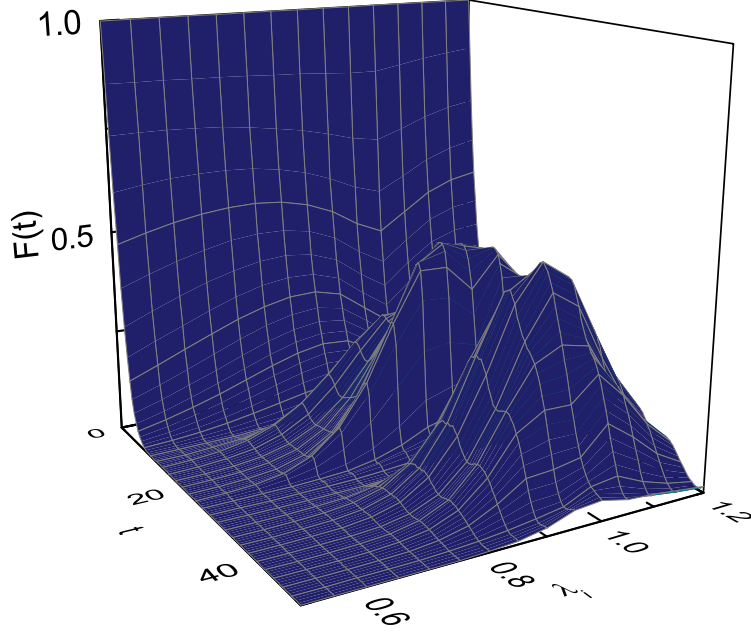


FIG. 1: (Color online). The coherence factor $F(t)$ as a function of time t and λ_i for Ising ($\gamma=1$) spin chain with a size of $N=100$.

of k modes. At $t=0$, the module of every mode is unity. After that, some of them decays remarkably, and the others remain unity. The rapid decay is induced by the effect of QPT of the evolving Hamiltonian $\lambda_e=1$. The effect of QPT come down to the disappearance of the energy gap between the ground state and the excited states. For small N , the number of the modes whose energy gaps nearly disappear is small. As a result, the evolution of the coherence factor $F(t)$ depends on the evolution of $F_k(t)$ of few modes. Hence there are revivals. For large N , the number of the modes whose energy gaps nearly disappear is large and thus leads to a chaos result with no revivals.

In fact, the decay of the coherence factor $F(t)$ is Gaussian. The Gaussian decay arises from the following expression

$$r(t) = \prod_k^M r_k(t) \quad (26)$$

$$= \prod_k^M [|\alpha_k|^2 \exp(i\Omega_k t) + |\beta_k|^2 \exp(-i\Omega_k t)], \quad (27)$$

where the coefficients $|\alpha_k|^2$ and $|\beta_k|^2$ satisfy $|\alpha_k|^2 + |\beta_k|^2 = 1$. The value of such an expression can be understood as the “random walk” problem discussed in Refs. [13, 14], in which

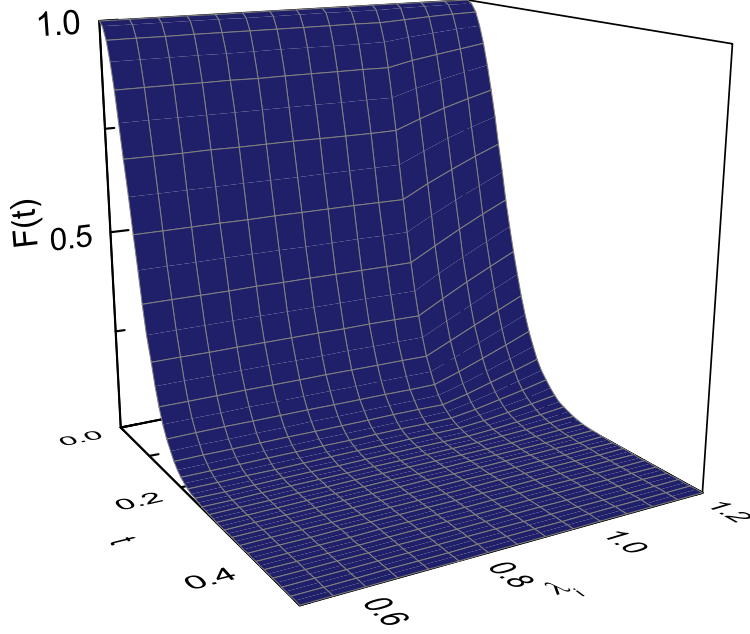


FIG. 2: (Color online). The coherence factor $F(t)$ as a function of time t and λ_i for Ising ($\gamma=1$) spin chain with a size of $N=1 \times 10^4$.

the authors considered the distribution of M -step random walk. Each step correlates to a random variable taking the value $+\Omega_k$ or $-\Omega_k$ with probability $|\alpha_k|^2$ or $|\beta_k|^2$ respectively. We denote a_k and b_k the mean value and its variance of the random variable. If Lindeberg condition, which demands that the cumulative variances is finite, is satisfied, this distribution of energies yields a approximately Gaussian time dependence of $r(t)$ as

$$|r(t)| \approx \exp\left(-\frac{s_M^2 t^2}{2}\right), \quad (28)$$

where

$$s_M^2 = \sum_k^M b_k^2 \quad (29)$$

is the cumulative variance.

In the expression of the coherence factor for $|G\rangle_{\lambda_i}$, Eq. (25), F_k has four terms. While the sum of the coefficients of the four terms is still unity. This enlightens us to consider M -step random walk with random variable taking the values $\Omega_{k1}=+(\Omega_k^{(\lambda_+)} + \Omega_k^{(\lambda_-)})$, $\Omega_{k2}=-(\Omega_k^{(\lambda_+)} + \Omega_k^{(\lambda_-)})$, $\Omega_{k3}=+(\Omega_k^{(\lambda_+)} - \Omega_k^{(\lambda_-)})$, and $\Omega_{k4}=-(\Omega_k^{(\lambda_+)} - \Omega_k^{(\lambda_-)})$ with “probabilities” $p_{k1}=\sin \alpha_k^{(\lambda_{+-})} \cos \alpha_k^{(\lambda_{+i})} \sin \alpha_k^{(\lambda_{-i})}$, $p_{k2}=\cos \alpha_k^{(\lambda_{+-})} \sin \alpha_k^{(\lambda_{+i})} \sin \alpha_k^{(\lambda_{-i})}$, $p_{k3}=\cos \alpha_k^{(\lambda_{+-})} \cos \alpha_k^{(\lambda_{+i})} \cos \alpha_k^{(\lambda_{-i})}$, and $p_{k4}=\sin \alpha_k^{(\lambda_{+-})} \sin \alpha_k^{(\lambda_{+i})} \cos \alpha_k^{(\lambda_{-i})}$, respectively.

Although the “probability” may be negative, the derivation process is similar with that given in Refs. [13, 14]. For this purpose we define $a_k = \bar{\Omega}_{kl} = \sum_{l=1}^4 p_{kl} \Omega_{kl}$ and $b_k = \sum_{l=1}^4 (p_{kl} \Omega_{kl}^2 - p_{kl} a_k^2)$ as mean value and variance of the four random variables, respectively. After a straightforward derivation, we get, in the case of the initial state being $|G\rangle_{\lambda_i}$,

$$a_k = 4g \cos \theta_k^i, \quad (30)$$

$$s_M^2 = \sum_k^M b_k^2 = \sum_k \sum_l [p_{kl} (\Omega_{kl} - a_k)^2] = 16g^2 \sum_k \sin^2 \theta_k^i. \quad (31)$$

For large N , the Lindeberg condition is satisfied and the decoherence factor is

$$F(t) \approx \exp(-s_M^2 t^2 / 2) \approx \exp\left(-8g^2 t^2 \sum_k \sin^2 \theta_k^i\right). \quad (32)$$

By noting that for $\gamma=1$,

$$\sum_k \sin^2 \theta_k^i \approx \begin{cases} \frac{M}{2\lambda_i^2} & \lambda_i^2 > 1 \\ \frac{M}{2} & \lambda_i^2 \leq 1 \end{cases}, \quad (33)$$

we get

$$s_M^2 \approx \begin{cases} \frac{8g^2 M}{\lambda_i^2} & \lambda_i^2 > 1 \\ 8g^2 M & \lambda_i^2 \leq 1 \end{cases}. \quad (34)$$

Thus, the evolution of coherence factor $F(t)$ of Ising model ($\gamma=1$) can be approximated by a very simple formula,

$$F(t) \approx \begin{cases} \exp(-4Mg^2 t^2 / \lambda_i^2) & \lambda_i^2 > 1 \\ \exp(-4Mg^2 t^2) & \lambda_i^2 \leq 1 \end{cases}, \quad (35)$$

which is only affected by the coupling strength g , M and λ_i . With certain λ_i , bigger chain number and stronger coupling strength, $F(t)$ will decay more rapidly. In the previous work [4, 27], the relation between the width of the Gaussian decay and the parameters of the Hamiltonian has been studied. Here we first give the expression for the reciprocal of the width s_M^2 with the parameters of the Hamiltonian for Ising ($\gamma=1$) model. In Fig. 3 we show the numerical results of $F(t)$ as a function of t with $\lambda_i=0.5$ and $\lambda_i=1.5$ respectively. These results are calculated with Eqs. (25), (32), and (35) respectively. The solid lines are drawn with Eq. (25); the dash lines are drawn with Eq. (32); the dot lines are drawn with E.q. (35). The three upper lines are drawn with $\lambda_i=0.5$ and the lower lines are drawn

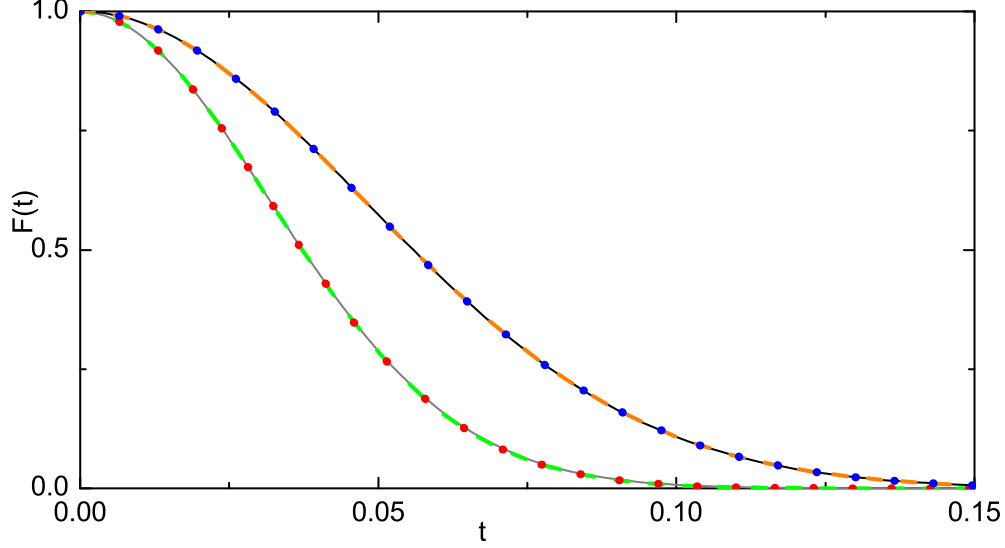


FIG. 3: (Color online). The evolution of the coherence factor $F(t)$ and its approximate analytic expressions Eqs. (32) and (35) as a function of time t with $\lambda_i=0.5$ and $\lambda_i=1.5$ for Ising ($\gamma=1$) spin chain with a size of $N=10^5$. Here, the solid lines are drawn with Eq. (25), the dash lines are drawn with Eq. (32), and the dot lines are drawn with Eq. (35).

with $\lambda_i=1.5$. One can see that the lines from either Eq. (32) or (35) fit the lines from Eq. (25) very well. From Eq. (34) one can also see that the critical point ($\lambda_i=1$) of the initial Hamiltonian still plays a special role. At this critical point, the decaying speed is not particularly high, while the derivative of s_M^2 with λ_i^2 becomes discontinuous.

Next, we choose thermal equilibrium state as initial state. By noting that the partition function of the thermal equilibrium state should be determined by the initial Hamiltonian $H_E^{(\lambda_i)}$, but not $H_E^{(\lambda_e)}$, we can derive the expression for the coherence factor as

$$\begin{aligned}
F(t) = & \frac{1}{Z} | [\cos 2\alpha_k^{(\lambda_{+-})} \sin(\Omega_k^{(\lambda_+)} t) \sin(\Omega_k^{(\lambda_-)} t) + \cos(\Omega_k^{(\lambda_+)} t) \cos(\Omega_k^{(\lambda_-)} t)] \\
& \times [\exp(-2\beta\Omega_k^{(\lambda_i)}) + 1] - i [\cos 2\alpha_k^{(\lambda_{+i})} \sin(\Omega_k^{(\lambda_+)} t) \cos(\Omega_k^{(\lambda_-)} t) \\
& - \cos 2\alpha_k^{(\lambda_{-i})} \sin(\Omega_k^{(\lambda_-)} t) \cos(\Omega_k^{(\lambda_+)} t)] \times [\exp(-2\beta\Omega_k^{(\lambda_i)}) - 1] \\
& + 2 \exp(-\beta\Omega_k^{(\lambda_i)}) |, \tag{36}
\end{aligned}$$

where

$$Z = \exp(-2\beta\Omega_k^{(\lambda_i)}) + 1 + 2 \exp(-\beta\Omega_k^{(\lambda_i)}) \tag{37}$$

is the partition function and $\beta=1/k_B T$ with k_B the Boltzmann constant. By changing β ,

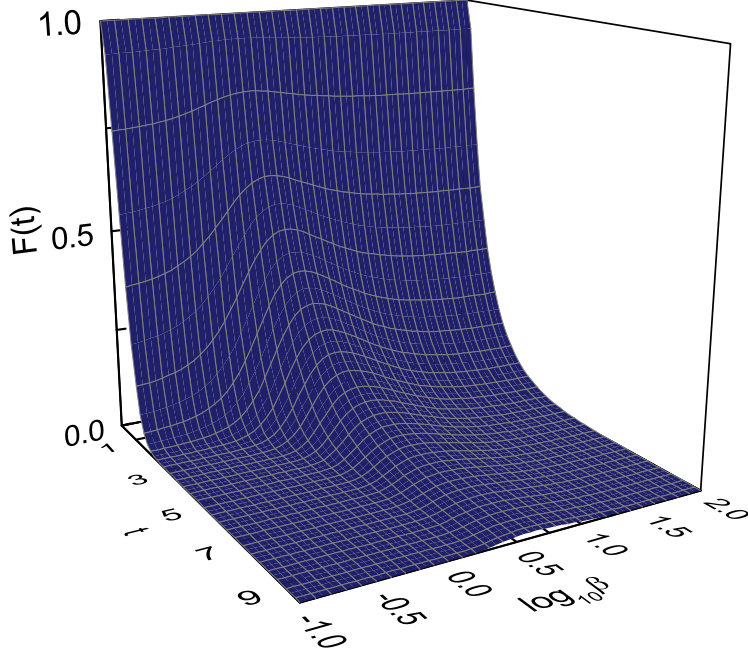


FIG. 4: (Color online). The coherence factor $F(t)$ as a function of time t and temperature T for Ising ($\gamma=1$) spin chain with a size of $N=200$.

we can get the evolution of the coherence factor $F(t)$ at different temperatures. In Fig. 4 we show the numerical result of the coherence factor $F(t)$ as a function of time t and temperature T . The other parameters are $\lambda_i=\lambda_e=1$, $\gamma=1$, $g=0.05$, and $N=2 \times 10^2$. It is within the expectation that the evolution of $F(t)$ for thermal equilibrium state at extremely high temperature drops from unity to zero in a short time. Surprisingly, whereas, the decaying speed of $F(t)$ dose not increase monotonously with temperature for certain time t . In Fig. 5 we show the cross-section of Fig 4 at different time t . One can see that there is a peak on every line. That is, at certain temperature, the coherence factor $F(t)$ decays more slowly than that of the ground state. We think that the decrease in the decay speed of $F(t)$ originates from the increase in the proportion of the states $|1\rangle_k |0\rangle_{-k}$ and $|0\rangle_k |1\rangle_{-k}$ (on which there is no decoherence) in the thermal equilibrium state.

Now we turn to study the evolution of $F(t)$ with different initial states in the strong coupling regime. In this regime, $F(t)$ will oscillate rapidly under a Gaussian envelope [5, 11, 14]. Following Refs. [5, 14], we derive a formula to approximate the Gaussian envelope. By noting that in the strong coupling regime, $\alpha_k^{(\lambda+-)} \approx \pi/2$, we can simplify Eq.

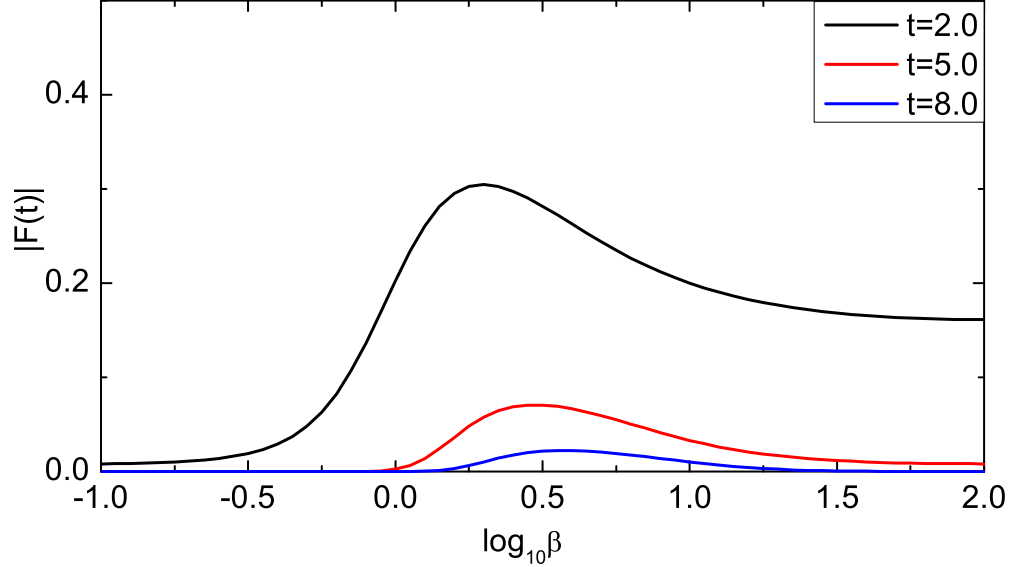


FIG. 5: (Color online). The coherence factor $F(t)$ as a function of temperature T at certain time for Ising ($\gamma=1$) spin chain with a size of $N=200$. These lines are from the cross-section of Fig 4 at different time t .

(25) as

$$F(t) \approx \prod_{k=1}^M \left| \exp \left[it \left(\Omega_k^{(\lambda_+)} + \Omega_k^{(\lambda_-)} \right) \right] \cos^2 \alpha_k^{(\lambda_+)} + \exp \left[it \left(-\Omega_k^{(\lambda_+)} - \Omega_k^{(\lambda_-)} \right) \right] \sin^2 \alpha_k^{(\lambda_+)} \right|. \quad (38)$$

The energy terms can be expressed as $\Omega_k^{(\lambda_+)} + \Omega_k^{(\lambda_-)} = E + \Delta_k$. The evolution of $F_k(t)$ oscillates rapidly with almost the same frequency $E \approx 4g$. The differences $\Delta_k \ll E$ are responsible for the decay of the envelope. By evaluation near the peaks of the oscillations, $t = n\pi/E + \delta t$, and by using the Taylor expansions in δt and Δ_k , we find that the frequency of the peaks corresponds to the energy

$$E = \frac{\sum_k^M \sin^2(\theta_k^g - \theta_k^i) \left[\Omega_k^{(\lambda_+)} + \Omega_k^{(\lambda_-)} \right]}{\sum_k^M \sin^2(\theta_k^g - \theta_k^i)}, \quad (39)$$

and the value of the envelope at these peaks can be approximated by

$$\tilde{F}(t) \approx \exp \left\{ -\tilde{s}_M^2 t^2 / 2 \right\}, \quad (40)$$

where

$$\tilde{s}_M^2 = \sum \left\{ \sin^2 (\theta_k^g - \theta_k^i) \left\{ \left[\Omega_k^{(\lambda_+)} + \Omega_k^{(\lambda_-)} \right] - E \right\}^2 \right\}. \quad (41)$$

By noting that for $\gamma=1$

$$\sum_k \sin^2 \theta_k^i \approx \begin{cases} \frac{M}{2\lambda_i^2} & \lambda_i^2 > 1 \\ \frac{M}{2} & \lambda_i^2 \leq 1 \end{cases}, \quad (42)$$

$$\sum \left(\sin^2 \theta_k^i \sin^2 \frac{2\pi k}{N} \right) \approx \begin{cases} \frac{M}{8} \frac{3\lambda_i^2 - 1}{\lambda_i^4} & \lambda_i^2 > 1 \\ \frac{M}{8} (3 - \lambda_i^2) & \lambda_i^2 \leq 1 \end{cases}, \quad (43)$$

$$\sum \left(\sin^2 \theta_k^i \sin^4 \frac{2\pi k}{N} \right) \approx \begin{cases} \frac{M}{32\lambda_i^6} (10\lambda_i^4 - 5\lambda_i^2 + 1) & \lambda_i^2 > 1 \\ \frac{M}{32} (10 - 5\lambda_i^2 + \lambda_i^4) & \lambda_i^2 \leq 1 \end{cases}, \quad (44)$$

and after a tedious calculation, we obtain the exact expression for \tilde{s}_M^2 as

$$\tilde{s}_M^2 \approx \begin{cases} \frac{M}{8g^2\lambda_i^4} (\lambda_i^2 + 1) & \lambda_i^2 > 1 \\ \frac{M}{8g^2} (\lambda_i^2 + 1) & \lambda_i^2 \leq 1 \end{cases}. \quad (45)$$

Similar to the case of weak coupling regime, here we firstly give the expression for the reciprocal of the envelopes's width \tilde{s}_M^2 with the parameters of the Hamiltonian for Ising ($\gamma=1$) model. That is, we succeed in using a simple formula to approximate the Gaussian envelope of the evolution of the coherence factor. It is noteworthy that in the strong coupling regime, the formula Eq. (35) is still applicable in very short time ($t \ll 1$). In Fig. 6 we show the numerical results of $F(t)$ as a function of t with $\lambda_i=0.5$ and $\lambda_i=1.5$ respectively. The red and blue lines are drawn with Eqs. (25) and (40) respectively with $\lambda_i=0.5$; The black and yellow lines are drawn with Eqs. (25) and (40) respectively with $\lambda_i=1.5$. And the value of \tilde{s}_M^2 in Fig. 6 is calculated with Eq. (45). One can see that the approximate envelope fits very well. Also similar to the case of weak coupling regime, the derivative of \tilde{s}_M^2 with λ_i^2 is not continuous at the critical point $\lambda_i=1.0$ of the initial Hamiltonian. In some previous papers [4, 13], universal regime of the Gaussian envelope has been found when the coupling strength is large enough, which means that the envelope of the decay of the coherence factor in the system is Gaussian with a width independent of the system-environment coupling strength. While obviously, the width of the Gaussian envelope we calculated is proportional to the coupling strength g . This seeming conflict originates from the different settings of the Hamiltonian. In Refs. [4, 13], only one of λ_- and λ_+ is correlated with the coupling

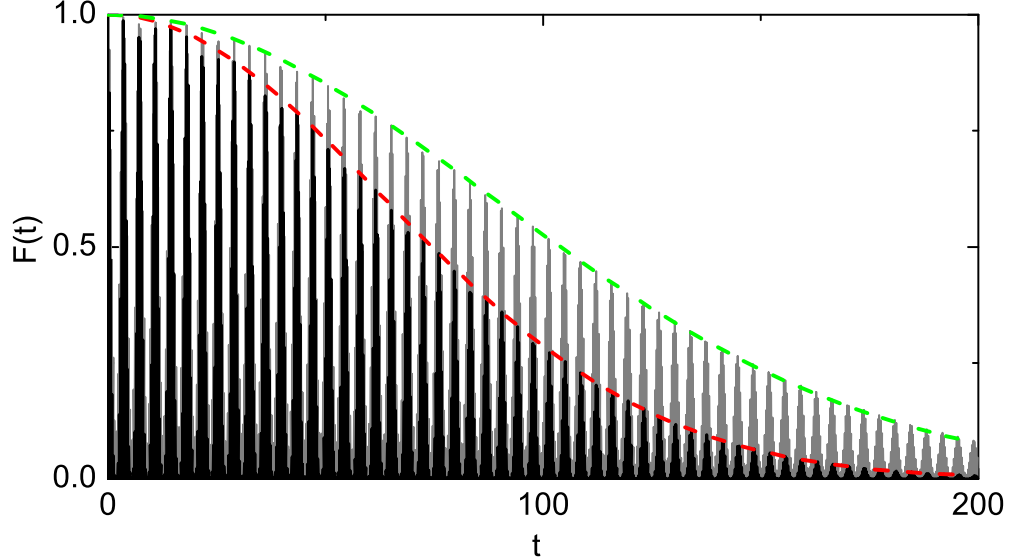


FIG. 6: (Color online). The coherence factor $F(t)$ as a function of time t for Ising ($\gamma=1$) spin chain with a size of $N=800$ in the strong coupling regime $g=500$.

strength g , the other is uncorrelated with g . This setting leads to different results of $F(t)$ and thus the width of the envelope.

In conclusion, we have studied the decaying process of the coherence factor of a coupled system consisting of a central spin and its correlated environment described by a general XY spin-chain model. We mainly analyzed the dependence of the decoherence on the initial state of the environmental Hamiltonian by assuming that the initial state is the ground state of the initial Hamiltonian $H_E^{(\lambda_i)}$ at time $t=0$ which may be different from the evolving Hamiltonian $H_E^{(\lambda_e)}$. In this case we have obtained the exact analytical expression for the decoherence factor $F(t)$. At the critical point $\lambda_e=1$ of the evolving Hamiltonian, the coherence factor $F(t)$ decays rapidly from unity to zero for any value of λ_i and with no revivals when the site number N is large enough. The evolution of the coherence factor $F(t)$ as a function of time t is Gaussian in a short time whenever in weak or strong coupling regime. In the strong coupling regime, $F(t)$ oscillates rapidly under a Gaussian envelope. In this case, as a main result, we have obtained a simple expression for the Gaussian decay and the Gaussian envelope with the parameters of the Hamiltonian for Ising ($\gamma=1$) model. All these approximate expressions fit the evolution of the coherence factor or the envelope very well. We have also chosen thermal equilibrium state as initial state and found that the decaying

speed of $F(t)$ dose not increase monotonously with temperature for certain time t .

This work was supported by NSFC under Grants No. 11147143, No. 11204012, and No. 91321103.

-
- [1] W. H. Zurek. *Rev. Mod. Phys.* **75**, 715–775, (2003).
 - [2] U. Weiss, *Quantum Dissipative Systems*, (World Scientific, Singapore, 2008).
 - [3] H. P. Breuer and F. Petruccione, *The Theory of Open Quantum Systems*, (Oxford University Press, 2002).
 - [4] C. Cormick and J. P. Paz, *Phys. Rev. A* **78**, 012357 (2008).
 - [5] C. Cormick and J. P. Paz, *Phys. Rev. A* **77**, 022317 (2008).
 - [6] W.-L. You and Y.-L. Dong, *Eur. Phys. J. D* **57**, 439 (2010).
 - [7] W.-W. Cheng, C.-J. Shan, Y.-X. Huang, T.-K. Liu, H. Li, *Physica E* **42**, 1544 (2010).
 - [8] H.-L. Lian, D.-P. Tian, *Physica B* **406**, 1814 (2011).
 - [9] H. T. Quan, Z. Song, X. F. Liu, P. Zanardi, and C. P. Sun, *Phys. Rev. Lett.* **96**, 140604 (2006).
 - [10] Z.-G. Yuan, P. Zhang, and S.-S. Li, *Phys. Rev. A* **75**, 012102 (2007).
 - [11] Z.-G. Yuan, P. Zhang, and S.-S. Li, *Phys. Rev. A* **76**, 042118 (2007).
 - [12] B.-Q. Liu, B. S., and J. Z. *Phys. Rev. A* **80**, 062322 (2009).
 - [13] F. M. Cucchietti, S. Fernandez-Vidal, and J. P. Paz, *Phys. Rev. A* **75**, 032337 (2007).
 - [14] F. M. Cucchietti, J. P. Paz, and W. H. Zurek, *Phys. Rev. A* **72**, 052113 (2005).
 - [15] Q. Ai, T. Shi, G. L. Long, and C. P. Sun, *Phys. Rev. A* **78**, 022327 (2008).
 - [16] Y.-C. Li and S.-S. Li, *Phys. Rev. A* **76**, 032117 (2007).
 - [17] Z. Sun, X. Wang, and C. P. Sun, *Phys. Rev. A* **75**, 062312 (2007).
 - [18] B. Damski, H. T. Quan, and W. H. Zurek, *Phys. Rev. A* **83**, 062104 (2011).
 - [19] L. Cincio, J. Dziarmaga, J. Meisner, and M. M. Rams, *Phys. Rev. B* **79**, 094421 (2009).
 - [20] E. A. Winograd, M. J. Rozenberg, R. Chitra, *Phys. Rev. B* **80**, 214429 (2009).
 - [21] V.G. Morozov, S. Mathey, G. Röpke, *Phys. Rev. A* **85**, 022101 (2012).
 - [22] W. H. Zurek, F. M. Cucchietti, J. P. Paz, *Acta Physica Polonica B* **38**, 1685 (2007).
 - [23] D. Rossini, T. Calarco, V. Giovannetti, S. Montangero, and R. Fazio, *Phys. Rev. A* **75**, 032333 (2007).

- [24] S. Sachdev, *Quantum Phase Transition* (Cambridge University Press, Cambridge, 1999).
- [25] G. Sadiq, B. Alkurtass and O. Aldossary, Phys. Rev. A **82**, 052337 (2010).
- [26] B. Alkurtass, G. Sadiq, S. Kais, Phys. Rev. A **84**, 022314 (2011).
- [27] V. Mukherjee, S. Sharma, A. Dutta, Phys. Rev. B **86**, 020301 (2012).