

THE HIGH EFFICIENCY JETS MAGNETICALLY ACCELERATED FROM A THIN DISK IN POWERFUL LOBE-DOMINATED FR II RADIO GALAXIES

SHUANG-LIANG LI^{1,2}
Draft version July 2, 2018

ABSTRACT

A maximum jet efficiency line $R \sim 25$ ($R = L_{\text{jet}}/L_{\text{bol}}$), found in FR II radio galaxies by Fernandes et al., was extended to cover the full range of jet power by Punsly. Recent general relativistic magnetohydrodynamic (GRMHD) simulations on jet formation mainly focused on the enhancement of jet power. In this work, we suggest that the jet efficiency could be very high even for conventional jet power if the radiative efficiency of disk were much smaller. We adopt the model of a thin disk with magnetically driven winds to investigate the observational high efficiency jets in FR II radio galaxies. It is found that the structure of a thin disk can be significantly altered by the feedback of winds. The temperature of disk gradually decreases with increasing magnetic field; the disk density, surface density and pressure also change enormously. The lower temperature and higher surface density in inner disk result in the rapid decrease of radiative efficiency. Thus, the jet efficiency is greatly improved even the jet power is conventional. Our results can explain the observations quite well. A theoretical maximum jet efficiency $R \sim 1000$ suggested by our calculations is large enough to explain all the high jet efficiency in observations even considering the episodic activity of jets.

Subject headings: accretion, accretion disks – galaxies: active – galaxies: jets – galaxies: magnetic fields

1. INTRODUCTION

Relativistic jets are common characters of active galactic nuclei (AGNs). According to the different morphology of their radio structures, the radio galaxies can be divided into two classes, i.e., FRI (defined by edge-darkened radio lobes) and FR II (defined by edge-brightened radio lobes and hot spots) (Fanaroff & Riley 1974). Several recent observations discovered that the jet efficiency (defined as $R = L_{\text{jet}}/L_{\text{bol}}$) of some luminous lobe-dominated FR II could be very high, where L_{jet} and L_{bol} are the jet power and the bolometric luminosity of AGNs, respectively (McNamara et al. 2011; Fernandes et al. 2011; Punsly 2011, hereafter P11). A maximum jet efficiency $R \sim 25$ was found by Fernandes et al. (2011), where they adopted a complete sample of the most powerful radio galaxies at redshift $z \sim 1$. P11 extended the results of Fernandes et al. (2011) and found that the maximum jet efficiency line can cover the full four order of magnitudes of jet power by including other samples, such as, a blazar sample in Ghisellini et al. (2010), a small sample of X-ray cavities in McNamara et al. (2011), etc.

There are mainly two most popular jet formation mechanisms so far, i.e., the Blandford-Znajek (BZ) process (Blandford & Znajek 1977) and the Blandford-Payne (BP) process (Blandford & Payne 1982). In BZ process, the rotating energy of a black hole can be extracted to power a jet by the large scale magnetic fields maintained by an accretion disk. But in BP process, the jet power comes from the rotating disk itself instead.

The bolometric luminosity of a radio galaxy can be expressed as $L_{\text{bol}} = \eta_{\text{th}} \dot{M} c^2$, where η_{th} is the radiative efficiency of the accretion disk. If we specify the jet power as a function of accretion rate, $L_{\text{jet}} = \eta_{\text{Q}} \dot{M} c^2$ (where η_{Q} is the jet production efficiency), the jet efficiency $R (= L_{\text{jet}}/L_{\text{bol}} = \eta_{\text{Q}}/\eta_{\text{th}})$ will be decided by both η_{Q} and η_{th} . The obviously different accretion rate between FRI and FR II radio galaxies implies that they should have different accretion model (Ledlow & Owen 1996; Ghisellini & Celotti 2001; Xu et al. 2009). In the general picture of FR II radio galaxies, jet is supposed to be launched from a radiatively efficient accretion disk, where η_{th} varies from about 0.06 to 0.4 for a non-rotating black hole and a extreme Kerr black hole, respectively. Recent GRMHD simulations on jet formation mainly focused on the improvement of jet power L_{jet} in order to explain the observed high jet production efficiency η_{Q} . The jet production efficiency for a magnetically-arrested-disk (MAD) can reach $\sim 30\%$ and 140% for $a = 0.5$ and 0.99 , respectively (Tchekhovskoy et al. 2011), which implies that the black hole spin parameter a may play a key role in the formation of jets (McKinney 2005; Tchekhovskoy et al. 2010, 2011). However, the observed η_{Q} is based on an assumption that the radiative efficiency $\eta_{\text{th}} \sim 0.1$, which is suggested from observational constraints on the growth of massive black holes (e.g., Yu & Tremaine 2002). Thus, if the radiative efficiency of a disk were much smaller than 0.1, it is possible to get a high jet efficiency R even for conventional jet production efficiency η_{Q} .

Li & Cao (2012) and Li & Begelman (2014) do seem to provide a possible way for this picture. They produced a model for a thin disk with magnetically driven winds/jets, in which the angular momentum and energy carried away by jets are properly included. It was found that the disk properties can be changed significantly by

¹ Key Laboratory for Research in Galaxies and Cosmology, Shanghai Astronomical Observatory, Chinese Academy of Sciences, 80 Nandan Road, Shanghai, 200030, China; lisl@shao.ac.cn

² JILA, University of Colorado and National Institute of Standards and Technology, 440 UCB, Boulder, CO 80309, USA

the feedback of jets. For example, the temperature of a thin disk with jets is obviously lower compared with that of a standard thin disk (see figure 1, Li & Cao 2012) for the reason that a large fraction of gravitational energy released in the disk is carried away by jets. This will directly result in the decrease of bolometric luminosity (and η_{th}) of the accretion disk and the increase of jet efficiency R . In this work, we will detailedly investigate the structure of a thin disk with winds and the high efficiency jets in powerful lobe-dominated FR II radio galaxies.

2. MODEL

We consider a thin disk with magnetically driven winds surrounding a spinning black hole. The continuity, radial momentum, angular momentum and energy equations of the disk are as follows:

$$\frac{d}{dr}(2\pi\Delta^{1/2}\Sigma v_r) + 4\pi r \dot{m}_w = 0, \quad (1)$$

$$\frac{\gamma_\phi AM}{r^4 \Delta} \frac{(\Omega - \Omega_k^+)(\Omega - \Omega_k^-)}{\Omega_k^+ \Omega_k^-} + g_m = 0, \quad (2)$$

$$-\frac{\dot{M}}{2\pi} \frac{dL}{dr} + \frac{d}{dr}(rW_\phi^r) + T_m r = 0, \quad (3)$$

$$\nu \Sigma \frac{\gamma_\phi^4 A^2}{r^6} \left(\frac{d\Omega}{dr} \right)^2 = \frac{16acT^4}{3\bar{\kappa}\Sigma}, \quad (4)$$

where the equations and the meaning of parameters are all the same as Li & Begelman (2014). We focus on the fast moving jets from the disk and adopt $B_\phi = 0.1B_p$, which corresponds to the case of fast moving jets with low mass-loss rate (Ogilvie & Livio 1998; Cao & Spruit 2002; Li & Begelman 2014). So we can simply ignore the mass loss rate term in the continuity equation.

The bolometric luminosity of accretion disk can be calculated as

$$L_{\text{bol}} = \int_{r_{\text{in}}}^{r_{\text{out}}} Q_{\text{rad}} 2\pi r dr = \eta_{\text{th}} \dot{M} c^2, \quad (5)$$

where $r_{\text{in}} = r_{\text{isco}}$ and $r_{\text{out}} = 1000r_g$ ($r_g = GM/c^2$) are the inner and outer radius of disk, respectively, r_{isco} is the innermost stable circular orbit of disk. $Q_{\text{rad}} = 16acT^4/3\bar{\kappa}\Sigma$ is the radiative cooling rate per unit surface and η_{th} is the radiative efficiency of the accretion disk.

Jets can be powered by both BZ and BP processes. In the general form of the BZ process, the jet power L_{BZ} can be estimated with (Ghosh & Abramowicz 1997)

$$L_{\text{BZ}} = \frac{1}{32} \omega_F^2 B_\perp^2 r_H^2 (J/J_{\text{max}})^2 c. \quad (6)$$

where r_H is the horizon radius, B_\perp is the component of the magnetic field normal to the black hole horizon, J and $J_{\text{max}} = GM^2/c$ are the angular momentum and maximum angular momentum of a black hole, and $\omega_F^2 \equiv \Omega_F(\Omega_H - \Omega_F)/\Omega_H^2$ is a factor at black hole horizon determined by the angular velocity of black hole and magnetic field lines. The strength of the field threading the horizon of black hole (B_\perp) is comparable to that threading the inner region of the disk (Livio et al. 1999). In this work, we adopt B_\perp as the maximal magnetic field

strength in the disk for simplicity. The power of the jets accelerated from an accretion disk (BP process) can be calculated with (e.g., Livio et al. 1999; Cao 2002)

$$L_{\text{BP}} = \int_{r_{\text{in}}}^{r_{\text{out}}} \frac{B_p B_\phi}{4\pi} r \Omega 2\pi r dr, \quad (7)$$

where B_ϕ and B_p are the toroidal and poloidal components of magnetic field, respectively.

Thus the total jet power L_{jet} is:

$$L_{\text{jet}} = L_{\text{BZ}} + L_{\text{BP}} = \eta_Q \dot{M} c^2. \quad (8)$$

With η_{th} and η_Q , the jet efficiency is given by:

$$R = \frac{\eta_Q}{\eta_{\text{th}}}. \quad (9)$$

3. RESULTS

We solve equations (1) - (4) to achieve the structure of a thin disk with winds by using the same numerical methods as Li & Begelman (2014). In all the calculations, we adopt the conventional viscosity parameter $\alpha = 0.1$, black hole mass $m = M/M_\odot = 10^9$ (except for figures 6, 7) and Eddington-scale accretion rate $\dot{m} = \dot{M}/\dot{M}_{\text{Edd}} = 0.25$, where $\dot{M}_{\text{Edd}} = 1.5 \times 10^{18} \text{mg/s}$ and $\dot{m} = 0.25$ is the typical value of broad-line AGNs (Kollmeier et al. 2006). Our results are qualitatively the same for different black hole mass and accretion rate.

In figure 1, it is found that the disk structure has been significantly altered by the winds. The temperature of a thin disk with winds is obviously lower than that of a standard thin disk, because a large fraction of the gravitational energy released in the disk is carried away by the jets (see figure 1a), and gradually decreases with increasing magnetic field strength [smaller β_p , $\beta_p = (P_{\text{gas}} + P_{\text{rad}})/(B_p^2/8\pi)$]. Except for the temperature, the disk density and surface density also exhibit enormous changes as presented in figure 1b, c. Especially for the inner disk region, both the density and surface density increase greatly. In figure 1d, it is found the magnetic torque is far more larger than the viscous torque for the disk with strong winds. When the magnetic field is strong enough ($\beta_p \leq 10$), the radiative pressure dominated inner region in a thin disk vanishes and the whole disk is dominated by gas pressure (figure 2). The change of pressure in inner disk also induces the change of disk density: the initial negative correlation between the density and radius has become positive (figure 1b), which is a result of gas pressure dominated inner disk.

The radiative efficiency η_{th} varied with β_p for different black hole spin is plotted in figure 3. In this work, a minimal $\beta_p \sim 1$ is adopted for the reasons that the jet efficiency R ($10^2 - 3$, see figure 5) is high enough for $\beta_p \sim 1$ and that MRI will be totally suppressed if β_p is smaller than 1. η_{th} decreases fast with decreasing β_p and can be as low as $10^{-3} - 10^{-5}$ for different a with $\beta_p = 1$, which is about 0.1% of the efficiency of a standard thin disk. Contrary to η_{th} , the jet production efficiency η_Q decreases rapidly with the increase of β_p (figure 4). The structure of a thin disk with lower spin is found to be changed relatively easier. But the results are qualitatively the same for different spin a (figures, 3 and 4).

As β_p becomes smaller and smaller, the simultaneous increase of η_Q and the decrease of η_{th} will result in a rapid

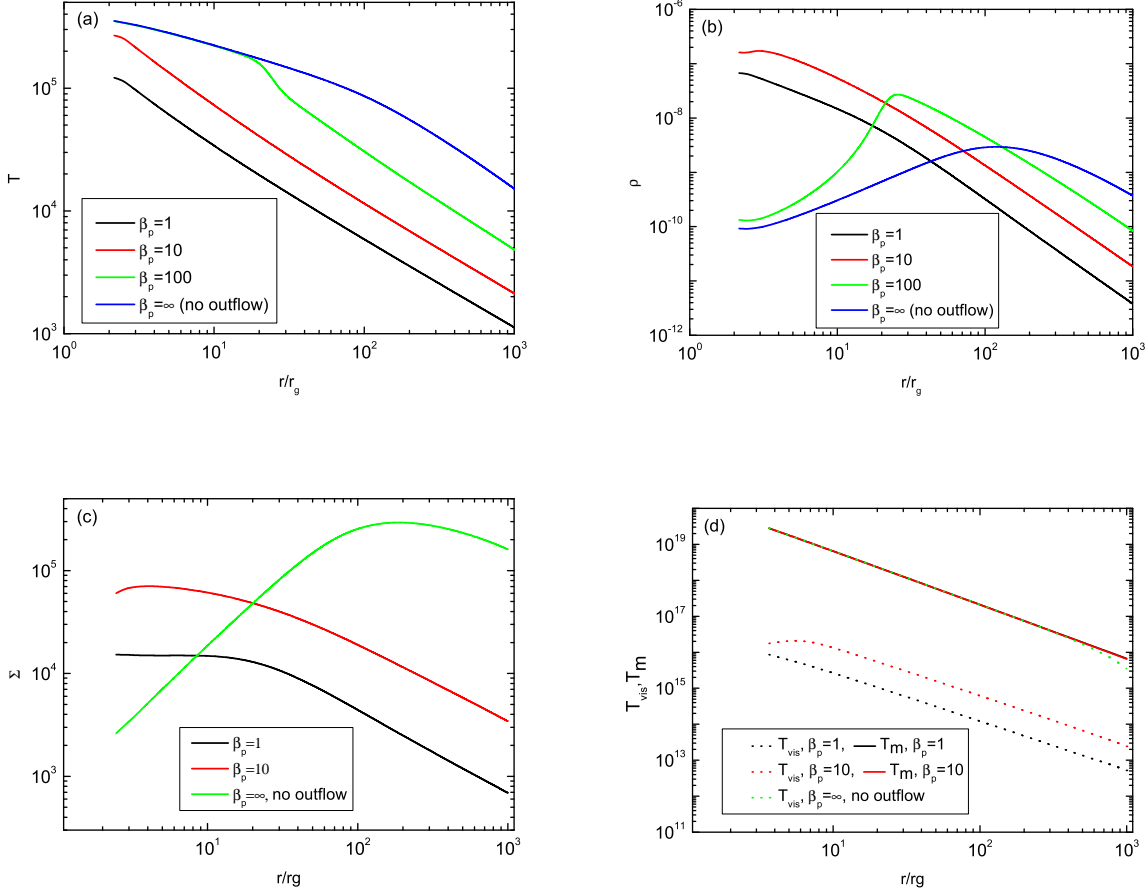


FIG. 1.— The disk properties of a relativistic thin accretion disk with magnetically driven outflows/jets, where $a = 0.9$ is adopted. (a),(b) represent the disk temperature and density for different β_p , respectively. From the bottom up, the black, red, green and blue lines are for $\beta_p = 1, 10, 100$ and ∞ , respectively. (c) represents the disk surface density for different β_p , the black, red and green lines are for $\beta_p = 1, 10$ and ∞ , respectively. (d) represents the viscous torque and magnetic torque for $\beta_p = 1, 10$ and ∞ , respectively. The solid and dotted lines are for magnetic torque and viscous torque, respectively. The black, red and green lines are for $\beta_p = 1, 10$ and ∞ , respectively.

increase of jet efficiency R (see figure 5). The maximum theoretical jet efficiency can reach from several hundreds to 1000 for different spin a with $\beta_p = 1$, which can easily explain the observational high jet efficiency in luminous FR II radio galaxies. In figure 6, we also draw the jet power as functions of disk bolometric luminosity as figure 1 in P11, where the black hole mass varies from $10^8 M_\odot$ to $10^{10} M_\odot$. Compared with the observational maximum jet efficiency (the dashed line), our results suggest that the magnetic pressure is about 5–10% of the gas+radiation pressure in the disk ($10 < \beta_p < 20$) when $\alpha = 0.1$ and $B_\phi = 0.1 B_p$ are adopted.

An inclination angle θ of the field line with respect to the disk surface is required to be smaller than 60 degrees in order to successfully launch jets from a cold thin disk (Blandford & Payne 1982; Cao 2012). We simply adopt an angle of 60 degrees in this work except for figure 7. In figure 7, we investigate the effects of inclination angle θ on the jet power. It is found that the inclination angle strongly affects the jet power and the jet efficiency fast decreases with decreasing θ . For $\beta_p = 1$, the jet efficiency decreases for about two order of magnitudes when θ varies from 60 degrees to 10 degrees. The jet efficiency

R is reduced to ~ 10 for $\beta_p = 1$ and $\theta = 10^\circ$.

4. CONCLUSIONS AND DISCUSSION

The basic physics of the jet formation models adopted in this work are the same as the previous works of Ghosh & Abramowicz (1997) and Livio et al. (1999). However, their estimates of the magnetic field strength of a disk are based on the conventional accretion disk models without magnetic field, which is a good approximation in the weak magnetic field case as the disk structure has not been altered significantly by the field. But that assumption becomes invalid if the field is strong. The high power carried by the jets has greatly changed the structure of a thin disk (figure 1, 2). Except for the angular velocity, which is close to Keplerian angular velocity for a thin disk (Li & Begelman 2014), all other disk properties (temperature, density, surface density, pressure) change a lot compared with the standard disk. The magnetic torque T_m is found to dominate over the viscous torque T_{vis} (see figure 1d). The temperature decreases and the density increases significantly with decreasing β_p . It is the increase of surface density and the decrease of disk temperature in the inner disk region that result in the

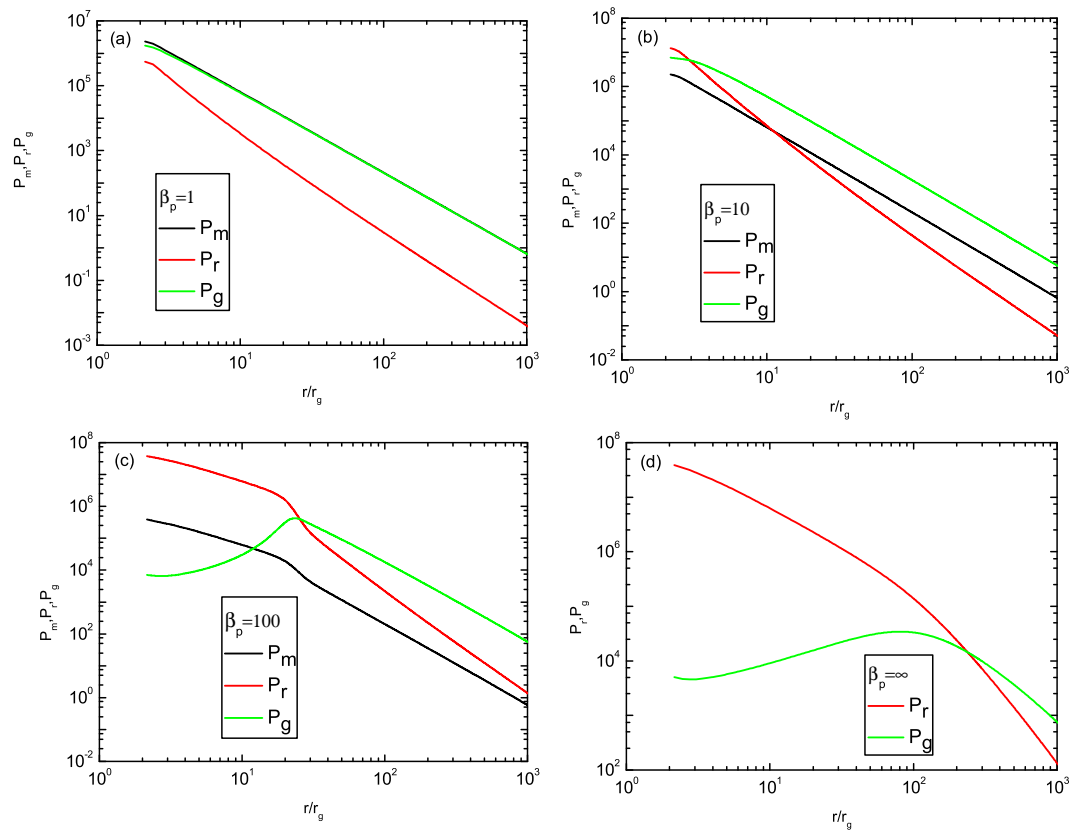


FIG. 2.— The disk pressures as functions of radius, i.e., the gas, radiation and magnetic pressure of a disk for $\beta_p = 1, 10, 100$ and ∞ , respectively, where $a = 0.9$ is adopted. The black, red and green lines are for magnetic pressure, radiation pressure and gas pressure, respectively.

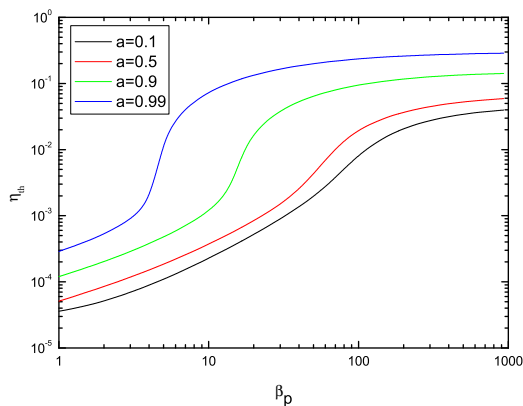


FIG. 3.— Radiative efficiency of a relativistic thin accretion disk with magnetically driven jets as functions of β_p for different spin a . From the bottom up, the black, red, green and blue lines are for $a = 0.1, 0.5, 0.9$ and 0.99 , respectively.

very low radiative efficiency in the disk. The obviously lower temperature compared with that of a standard thin disk even leads to the disappearance of the inner disk

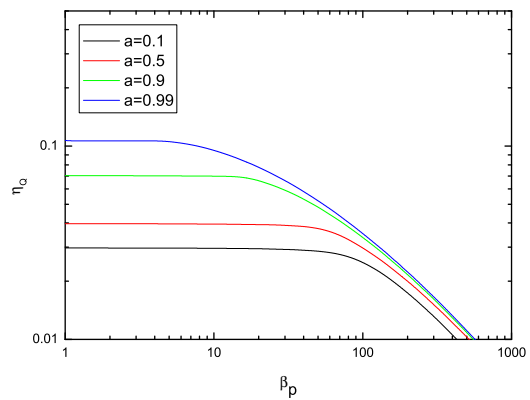


FIG. 4.— Same as Figure 3, except that this figure represent the jet production efficiency.

dominated by radiative pressure (figure 2). Thus, the thin disk becomes both thermally and viscously stable on the presence of disk winds (Li & Begelman 2014).

Previous efforts mainly focused on the improvement of jet power L_{jet} . But indeed, if the accumula-

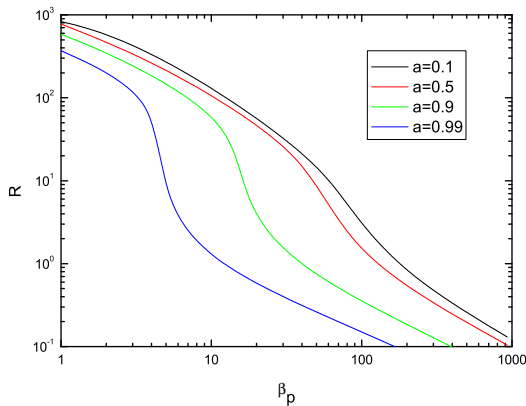


FIG. 5.— Theoretical jet efficiency R as functions of β_p for different black hole spin. From the top down, the black, red, green, and blue lines are for $a = 0.1, 0.5, 0.9$ and 0.99 , respectively.

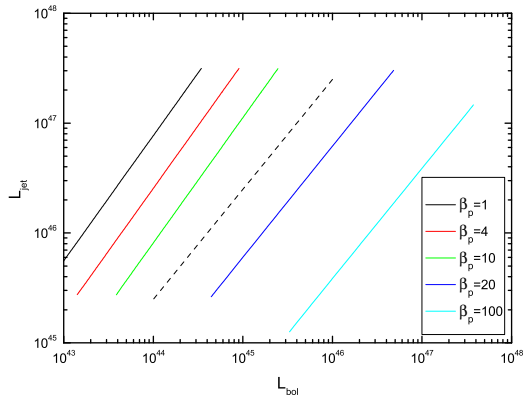


FIG. 6.— Jet power as functions of bolometric luminosity for different β_p with $a = 0.9$, where the black hole mass varies from $10^8 M_\odot$ to $10^{10} M_\odot$. The dashed line corresponds to the observational jet efficiency lines $R = 25$. The black, red, green, blue and cyan lines are for $\beta_p = 1, 4, 10, 20$ and 100 , respectively.

tion of magnetic flux in the inner region of accretion disk is considered (Narayan et al. 2003; Porth & Fendt 2010; Porth et al. 2011; Tchekhovskoy et al. 2011; McKinney et al. 2012; Sikora & Begelman 2013), not only can the jet production efficiency be improved significantly, the radiative efficiency can also decrease a lot. Thus, a very high jet production efficiency η_Q isn't always needed. The jet efficiency could be quite 'normal' if the radiative efficiency decreases significantly (see figure 3, 4). According to our model, the reason for the high jet efficiency is that most of released gravitational energy in the disk is carried away by jets, which results in the very low radiative efficiency. A theoretical maximum jet efficiency $R \sim 1000$ is found, which is large enough even we take the episodic activity of jets into account. Compared with the observational results in P11 (the dashed line in figure 6), our study indicates that $10 < \beta_p < 20$ is required for $\alpha = 0.1$ and $B_\phi = 0.1B_p$. But if we consider smaller α and larger proportion of B_ϕ

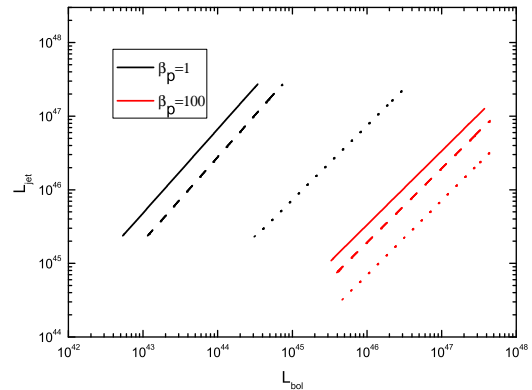


FIG. 7.— Jet power as functions of bolometric luminosity for different β_p and θ with $a = 0.9$, where the black hole mass varies from $10^8 M_\odot$ to $10^{10} M_\odot$. The black and red lines are corresponding to $\beta_p = 1$ and $\beta_p = 100$, respectively. The solid, dashed and dotted lines are for $\theta = 60, 30$ and 10 degrees, respectively.

in the field, the magnetic torque could be more dominant (Li & Begelman 2014). Thus the required field could be much weaker (larger β_p). From figure 7, it seems that the jet efficiency has a positive relation with θ . But if we consider the evolution of field in a thin disk, the smaller θ may represent a stronger magnetic field (Lubow et al. 1994a; Cao & Spruit 2013), which should thus help to improve the jet efficiency.

The large scale magnetic field plays a key role in the formation of jet. But how it forms is still an unsolved problem. A popular mechanism is that the field lines can be dragged inwards with the accretion of gas. The magnification of field seems to be hard in a thin disk because the speed of turbulent diffusion is faster than that of advection (van Ballegoijen 1989; Lubow et al. 1994a). But when taking the magnetically driven winds into account (Cao & Spruit 2013; Li & Begelman 2014), the field may be effectively magnified even for a thin disk with very weak initial field ($\beta_p \sim 10^3$). However, a balance of magnetic field advection and diffusion is required in order to avoid the formation of a MAD. How such a balance can be achieved and kept stable are still unclear (e.g., Cao & Spruit 2002, 2013; Bisnovaty-Kogan & Lovelace 2012). Lubow et al. (1994b) argued that a disk-wind system may be unstable if its angular momentum is taken away by magnetic torque only. The reason is that if there is a perturbation which increases the radial velocity, the inclination angle of the field will become smaller, which in turn increases the mass-loss rate and results in a higher radial velocity. Nevertheless, the linear stability analysis given by Cao & Spruit (2002) suggested that a disk could be stable if the field is weak enough. Lubow et al. (1994b) also stated that they didn't do a global calculation on the disk. Thus, a global time-dependent study should be necessary in order to investigate this problem, which is beyond the scope of this work. The formation of large scale magnetic field also depends on the initial strength and morphology of magnetic field as indicated by some MHD simulations (e.g., Igumenshchev et al. 2003; Beckwith et al. 2008;

McKinney et al. 2012), which is still an open issue at present.

ACKNOWLEDGEMENTS

We thank the referee for his/her very helpful report. We also thank M. C. Begelman, X. Cao and

A. Tchekhovskoy for helpful comments and discussion. This work is supported by the NSFC (grants 11233006, 11373056) and the Science and Technology Commission of Shanghai Municipality (10XD1405000).

REFERENCES

- Beckwith K., Hawley J. F., Krolik J. H., 2008, *ApJ*, 678, 1180
 Bisnovatyi-Kogan, G. S., & Lovelace, R. V. E. 2012, *ApJ*, 750, 109
 Blandford, R. D., & Payne, D. G. 1982, *MNRAS*, 199, 883
 Blandford, R. D., & Znajek, R. 1977, *MNRAS*, 179, 433
 Cao, X., 2002, *MNRAS*, 332, 999
 Cao, X., 2012, *MNRAS*, 426, 2813
 Cao, X., & Spruit, H. C., 2002, *A&A*, 385, 289
 Cao, X., & Spruit, H. C., 2013, *ApJ*, 765, 149
 Fanaroff B. L., & Riley J. M., 1974, *MNRAS*, 167, 31
 Fernandes C. A. C., Jarvis M. J., Rawlings S., et al., 2011, *MNRAS*, 411, 1909
 Ghisellini, G., & Celotti, A. 2001, *A&A*, 379, L1
 Ghisellini, G., et al. 2010, *MNRAS*, 405, 387
 Ghosh P., & Abramowicz M. A., 1997, *MNRAS*, 292, 887
 Igumenshchev I. V., Narayan R., Abramowicz M. A., 2003, *ApJ*, 592, 1042
 Kollmeier, J. A., Onken, C. A., Kochanek, C. S., et al. 2006, *ApJ*, 648, 128
 Ledlow, M. J., & Owen, F. N. 1996, *AJ*, 112, 9
 Li S.-L., & Cao, X., 2012, *ApJ*, 753, 24
 Li S.-L., & Begelman, M. C., 2014, *ApJ*, 786, 6
 Livio M., Ogilvie G. I., Pringle J. E., 1999, *ApJ*, 512, 100
 Lubow S. H., Papaloizou J. C. B., Pringle J. E., 1994a, *MNRAS*, 267, 235
 Lubow S. H., Papaloizou J. C. B., Pringle J. E., 1994b, *MNRAS*, 268, 1010
 McKinney, J. C. 2005, *ApJ*, 630, L5
 McKinney J. C.; Tchekhovskoy A.; Blandford R. D., 2012, *MNRAS*, 423, 3083
 McNamara B. R., Rohanizadegan M., Nulsen P. E. J., 2011, *ApJ*, 727, 39
 Narayan, R., Igumenshchev, I. V., & Abramowicz, M. A. 2003, *PASJ*, 55, L69
 Ogilvie, G. I., & Livio, M. 1998, *ApJ*, 499, 329
 Porth, O.; Fendt, C., 2010, *ApJ*, 709, 1100
 Porth, O.; Fendt, C.; Meliani, Z.; Vaidya, B., 2011, *ApJ*, 737, 42
 Punsly B., 2011, *ApJ*, 728, 17
 Sikora, M.; Begelman, M. C., 2013, *ApJ*, 764, L24
 Tchekhovskoy, A., Narayan, R., & McKinney, J. C. 2010, *ApJ*, 711, 50
 Tchekhovskoy A., Narayan R., & McKinney J. C., 2011, *MNRAS*, 418, L79
 van Ballegoijen, A. A. 1989, in *Astrophysics and Space Science Library*, Vol. 156, *Accretion Disks and Magnetic Fields in Astrophysics*, ed. G., Belvedere (Dordrecht: Kluwer), 99
 Xu, Y.-D., Cao, X., & Wu, Q. 2009, *ApJ*, 694, L107
 Yu, Q., & Tremaine, S. 2002, *MNRAS*, 335, 965