

Buoyancy and Penrose Process Produce Jets from Rotating Black Holes

V S Semenov¹, S A Dyadechkin^{1,2}, M F Heyn³

¹ St. Petersburg State University, Petrodvoretz, 198504, Russia

² Finish Meteorological Institute, Helsinki, Finland

³ Institute for Theoretical and Computational Physics, TU-Graz, Austria

Abstract. The exact mechanism by which astrophysical jets are formed is still unknown. It is believed that necessary elements are a rotating (Kerr) black hole and a magnetised accreting plasma. We model the accreting plasma as a collection of magnetic flux tubes/strings. If such a tube falls into a Kerr black hole, then the leading portion loses angular momentum and energy as the string brakes, and to compensate for this loss, momentum and energy is redistributed to the trailing portion of the tube. We found that buoyancy creates a pronounced helical magnetic field structure aligned with the spin axis. Along the field lines, the plasma is centrifugally accelerated close to the speed of light. This process leads to unlimited stretching of the flux tube since one part of the tube continues to fall into the black hole and simultaneously the other part of the string is pushed outward. Eventually, reconnection cuts the tube, the inner part is filled with new material and the outer part forms a collimated bubble-structured relativistic jet. Each plasmoid can be considered like an outgoing particle in the Penrose mechanism: it carries extracted rotational energy away from the black hole while the falling part with the corresponding negative energy is left inside the ergosphere.

Published in: *Physica scripta* **89**, 045003, 2014.

1. Introduction

Astrophysical jet streams can be found all over the universe and are manifestations of violent energetic outbursts from massive cosmic objects. Those jets are a mixture of super heated, low density gas, extremely energetic particles and magnetic fields which are ejected from the pole area in the form of narrow columns of gas saturated with elementary particles. On the intergalactic scale, these powerful emissions originate in the core of active galactic nuclei (AGNs), including exotic astrophysical objects such as quasars and blazars [1, 2, 3].

In recent years analytical work [4, 2, 5, 6] and numerical simulations [7, 8, 9, 10] reveal ingredients which are necessary to form a jet: plasma accretion, magnetic field and a black hole. To underline the physics it is interesting to look at the interaction of the magnetic field with the accreting matter drawn towards the black hole and its role in the jet formation process. This interaction will be most effective in the presence of a rotating (Kerr) black hole [11]. Two different models of energy extraction from a rotating black hole are often discussed in the literature. On one hand the Penrose mechanism where inside the ergosphere a particle splits into two particles, one possibly escapes to infinity with higher mass-energy than the original infalling particle, whilst the other particle falls with negative mass-energy past the event horizon into the hole [12, 13]. This mechanism is based on frame-dragging of rotating bodies as first derived within general relativity by Lense and Thirring in 1918 [14]. On the other hand the Blandford-Znajek mechanism [4] where the accreted material has a magnetic field threaded through as it falls into the rotating black hole. Again frame-dragging coils and twists the magnetic field like a rope. The associated huge electric currents will eventually transfer their energy into the plasma which is blown away from the black hole in form of jets [5, 6].

Because of frame-dragging there exists a region around the Kerr black hole called the ergosphere, the outer surface is the static limit boundary. It is known that the energy of a particle can assume both positive and negative values inside the ergosphere as measured by an observer at infinity [11]. If a particle with zero angular momentum falls into the black hole, an external observer will see the particle to start to corotate together with the black hole. The deeper the particle falls into the black hole, the faster it will be seen to rotate from the external observer. Positive and negative angular momentum for a particular particle can be defined if it rotates faster or slower than the zero angular particle as it is seen from an external observer. The rotation induced by frame-dragging tends to zero at infinity and takes a maximal value at the event horizon, so it constitutes a strong differential rotation.

A magnetised plasma can be modelled as a gas-like collection of magnetic flux tubes, each of them behaves as a nonlinear string. Therefore, one can simulate the motion of a flux tube (2D problem) instead of solving numerically the complete set of MHD equations (4D problem). This approach has been successfully applied to the model solar cycle ([15]), the magnetic barrier (or depletion layer) at the dayside magnetopause ([16, 17]), and magnetic reconnection in the magnetotail ([18, 19]). This method has

also been used in the problem of relativistic string - Kerr black hole interaction: in (Semenov, 2000) the general problem was stated, subsequent first numerical simulation showed the possibility of energy extraction with the help of a flux tube from a rotating black hole (Semenov, 2002), and finally an improved numerical scheme was able to simulate the appearance of the jet (Semenov 2004). In the present paper the important role of buoyancy and magnetic reconnection is discussed in the process of jet formation as well as the propagation of plasmoids outwards the black hole.

2. Thin flux tube approximation

In classical ideal Magnetohydrodynamics (MHD), the magnetic field is frozen into the flow, i.e. magnetic flux tubes move together with the flow as sketched in Fig. 1; if a flux tube connects two elements of plasma it will do so during the evolution of the plasma flow [20]. From a mathematical point of view this means that the Lie derivative of the two vector fields, namely the ratio of magnetic field over plasma density \mathbf{B}/ρ and plasma velocity \mathbf{v} , vanishes [18] and one can use this set of vector fields as basis vectors for a coordinate system where the fluid trajectories (parametrised by τ) and the magnetic field lines (parametrised by α) serve as coordinate lines [11]. In those coordinates the convective derivative and the the magnetic stress term in the momentum equation become simple,

$$\frac{\partial^2 \mathbf{r}}{\partial \tau^2} - \frac{1}{4\pi} \frac{\partial}{\partial \alpha} \left(\frac{\partial(\rho \mathbf{r})}{\partial \alpha} \right) = -\frac{1}{\rho} \nabla P(\mathbf{r}) - \nabla \Phi. \quad (1)$$

Here, $\mathbf{r}(\tau, \alpha)$ is the position of a point on the flux tube, ρ is the plasma density, P is the total pressure (gas plus magnetic), and Φ is the gravitational potential. Once the function $\mathbf{r}(\tau, \alpha)$ is found, the velocity field and magnetic field are obtained from

$$\frac{\partial \mathbf{r}}{\partial \tau} = \mathbf{v}, \quad \frac{\partial \mathbf{r}}{\partial \alpha} = \frac{\mathbf{B}}{\rho}. \quad (2)$$

If one considers the right hand side of the equation (1), i.e. the distribution of the total pressure and the gravitational potential as a given functions, this equation is similar to the equation of the nonlinear elastic string and it describes the dynamics of a massive infinitely thin flux tube embedded in a plasma. Note, that the plasma density can be found from the following nonlinear algebraic equation which is just definition of the total pressure

$$P(\mathbf{r}) = p(\rho) + \frac{\rho^2}{8\pi} \left(\frac{\partial \mathbf{r}}{\partial \alpha} \right)^2, \quad (3)$$

where $p(\rho)$ is the equation of state, for example an adiabatic law.

Equation set (1) governs plasma inertia, magnetic tension forces, the redistribution of energy, and buoyancy effects. It is a hyperbolic system which describes slow and Alfvénic MHD waves in a given total pressure gradient distribution, i.e. the accumulation and relaxation of Maxwellian stresses. By specifying the total pressure, the fast waves dynamics is not selfconsistently described any more. But the essential physics is still

kept as the remaining waves are able to redistribute angular momentum and energy along the massive flux tube which by itself conserves the line integrated total angular momentum and energy.

The buoyancy of a thin flux tube can be taken into account like it has been shown in Ref. [21]. For this, let us consider a flux tube embedded in a plasma without magnetic field under static equilibrium

$$\frac{1}{\rho^*} \nabla p(\rho^*)(\mathbf{r}) + \nabla \Phi = 0. \quad (4)$$

The distribution of the gas pressure outside the tube can be used as the total pressure distribution in Equation (1), $p(\rho^*) = p(\mathbf{r}) = P(\mathbf{r})$, and this equation takes the form

$$\frac{\partial^2 \mathbf{r}}{\partial \tau^2} - \frac{1}{4\pi} \frac{\partial}{\partial \alpha} \left(\frac{\partial(\rho \mathbf{r})}{\partial \alpha} \right) = - \left(\frac{1}{\rho} - \frac{1}{\rho^*} \right) \nabla P(\mathbf{r}), \quad (5)$$

where ρ^* is the plasma density outside the flux tube. Therefore if $\rho < \rho^*$ the tube will rise whereas for $\rho > \rho^*$ the flux tube will sink. The magnetic pressure inside the tube compensates part of the total pressure in Equation (4). This means that the magnetic field stimulates the buoyancy of the tube: the stronger the magnetic field, the faster the tube emerges.

It is interesting to remember that buoyancy of magnetic tubes is believed to be responsible for the formation of the solar spots [15]. Hence, the buoyancy effect is a necessary element for solar cycle theory.

3. Thin flux tubes in the relativistic MHD

The relativistic magnetohydrodynamic (RMHD) equations can be presented in terms of the time-like vector of the 4-velocity u^i , $u^i u_i = 1$ and the space-like 4-vector of the magnetic field

$$h^i = *F^{ik} u_k, \quad (6)$$

where $*F^{ik}$ is the dual tensor of the electromagnetic field, $h^i h_i < 0$, [22]

$$\nabla_i \rho u^i = 0, \quad (7)$$

$$\nabla_i T^{ik} = 0, \quad (8)$$

$$\nabla_i (h^i u^k - h^k u^i) = 0. \quad (9)$$

Here, T^{ij} is the stress-energy tensor,

$$T^{ij} = Q u^i u^j - P g^{ij} - \frac{1}{4\pi} h^i h^j, \quad (10)$$

where

$$P \equiv p - \frac{1}{8\pi} h^k h_k, \quad Q \equiv p + \varepsilon - \frac{1}{4\pi} h^k h_k, \quad (11)$$

p is the plasma pressure, P is the total (plasma plus magnetic) pressure, ε is the internal energy including ρc^2 , and g_{ik} is the metric tensor with signature $(1, -1, -1, -1)$.

Equation (7) is the continuity equation, (8) are the energy-momentum equations, and (9) are Maxwell equations.

Using (7) Maxwell equations (9) can be rewritten in the form of a Lie derivative

$$\frac{h^i}{\rho} \nabla_i \frac{u^k}{q} = \frac{u^i}{q} \nabla_i \frac{h^k}{\rho}, \quad (12)$$

and one can introduce coordinates τ, α such that [11]

$$x_\tau^i \equiv \frac{\partial x^i}{\partial \tau} = \frac{u^i}{q}, \quad x_\alpha^i \equiv \frac{\partial x^i}{\partial \alpha} = \frac{h^i}{\rho}, \quad (13)$$

with new coordinate vectors $u^i/q, h^i/\rho$ tangent to the trajectory of a fluid element and to the magnetic field line. This allows to define a magnetic flux tube as a bundle of the magnetic field lines h^i/ρ . The motion of the flux tube is introduced as a Lie dragging of the vector field h^i/ρ along the vector field u^i/q . It turns out [23] that the mass coordinate α along the flux tube has the sense of the mass of the plasma for a tube with unit flux in the proper system of reference. The second coordinate τ is not Lagrangian or proper time, but is just a time-like parameter which traces the flux tube in space-time of general relativity.

Using (13), the energy-momentum equation (8) can be rearranged to form a set of string equations

$$-\frac{\partial}{\partial \tau} \left(\frac{Qq}{\rho} x_\tau^l \right) - \frac{Qq}{\rho} \Gamma_{ik}^l x_\tau^i x_\tau^k + \frac{\partial}{\partial \alpha} \left(\frac{\rho}{4\pi q} x_\alpha^l \right) + \frac{\rho}{4\pi q} \Gamma_{ik}^l x_\alpha^i x_\alpha^k = -\frac{g^{il}}{\rho q} \frac{\partial P}{\partial x^i}, \quad (14)$$

where Γ_{ik}^l are Christoffel symbols.

The string equations (14) for a flux tube embedded in a gravitational field $g_{ik}(x^i)$ and a pressure field $P(x^i)$ can as well be derived from the action [24]

$$S = - \int \frac{Q}{\rho} \sqrt{g_{ik} x_\tau^i x_\tau^k} d\tau d\alpha. \quad (15)$$

The action (15) is invariant under τ -reparametrisation $\tau \rightarrow \tau'(\tau)$. Hence, the canonical Hamiltonian vanishes identically and we need a gauge condition to fix the parametrisation. The appropriate gauge condition is [25]

$$q = \sqrt{g_{ik} x_\tau^i x_\tau^k} = \frac{1}{w}, \quad (16)$$

where $w = \varepsilon + p/\rho$ is the enthalpy of the plasma. Using the gauge condition (16) it can be shown that equations (14) are of hyperbolic type with relativistic Alfvénic and slow mode characteristics.

The Kerr metric in Boyer-Lindquist coordinates has two cyclic variables, namely the coordinate time t and the azimuth angle ϕ . Therefore, there exist two conservation laws, for the string - energy E and the angular momentum L ,

$$E = \int_{\alpha_1}^{\alpha_2} \frac{Q}{w\rho} (g_{tt} t_\tau + g_{t\phi} \phi_\tau) d\alpha, \quad (17)$$

$$L = - \int_{\alpha_1}^{\alpha_2} \frac{Q}{w\rho} (g_{t\phi} t_\tau + g_{\phi\phi} \phi_\tau) d\alpha. \quad (18)$$

It is supposed that there is no flux of energy and angular momentum through the ends α_1, α_2 of the flux tube.

The string equations (14) have been solved numerically using the total variation diminishing (TVD) scheme. The conservation laws (17)-(18) have been used to control the accuracy of the numerical scheme. More details on the method can be found in [25].

Summing up, a relativistic flux tube is characterised by the internal parameters of density, pressure and magnetic field and it is embedded in the a priori specified external gravitational field and pressure field. Once this equation for the evolution of the relativistic flux tube has been found, several properties from classical MHD immediately generalise to general relativity: the stretching of field lines leads to a decrease in density and, consequently, to buoyancy forces; the infinite stretching of the field line has to be stopped by some nonideal process like field line reconnection [26].

4. Energy extraction from a rotating black hole

Consider an initially straight infinitely long massive magnetic flux tube with zero angular momentum everywhere along the string as sketched in Fig. 2a. If this would be just a convected fluid tube (no magnetic field), each part of the fluid tube would start to spin up with the Zero Angular Momentum Observer (ZAMO) angular velocity as it falls into the black hole. Due to the inhomogeneous character of the Lense-Thirring torques, the flux tube becomes stretched and twisted (Fig. 2b). The increase of magnetic tension slows down the rotation of the central part of the tube nearest to the black hole and therefore the latter will rotate locally slower than ZAMO and thus gain negative energy and momentum. After a while negative angular momentum (after $\tau \simeq 22$ in Fig. 3, lower panel) as well as negative energy (a bit later, after $\tau \simeq 26$ in Fig. 3, upper panel) appears in this leading part of the tube (depicted in red in Fig. 2). Since the total energy of the tube is conserved, some outer part of the tube will have now more energy than it was initially (Fig. 3, upper panel). The whole process is similar to the Penrose process but in the string mechanism there is no need for the decay of particles or tubes because angular momentum and energy can be redistributed along the tube [25]. Animation 1 of the supporting online material shows the evolution of a field line falling into the black hole and the corresponding distribution of energy and angular momentum.

In the string mechanism MHD waves are responsible for the redistribution of angular momentum and energy. At the beginning of this process the plasma flow inside the ergosphere is everywhere radially directed inward, i.e. the plasma falls into the hole. It is the MHD waves which can cross the static limit surface during this initial stage and provide Poynting flux which can be observed outside the ergosphere. In the course of time the process of field line stretching continues, i.e. the magnetic field strength increases whereas the density decreases. As a result, the speed of the MHD wave strongly increases and the angular momentum and energy transfer becomes even more effective.

5. Buoyancy

At this stage, another physical process plays an important role: the part of the flux tube with extra positive energy loses more and more plasma and the flux tube will feel the relativistic analogon of the buoyancy force [21]. Unfortunately it is not possible to find such a distribution of total pressure which can balance the gravity of a Kerr black hole, because even without a magnetic field there should be a plasma flow across the event horizon. There exists no a simple solution to this problem and we can not use the distribution of the plasma pressure in the right hand side of the string equation (14). But the Kerr black hole is such a powerful object that the actual distribution of the total pressure is not that important. In fact, the buoyancy force first slows down the radial plasma accretion and then eventually pushes some fragment with positive extra energy along the spin axis outside the static limit surface as shown in Fig. 2c- 2e. This is the birth of a jet (see Fig. 3 at $\tau \simeq 50$). The buoyancy force generates the pronounced double helical magnetic field structure aligned with the spin axis. Along these field lines, the plasma is centrifugally accelerated to nearly the speed of light.

An important property of this mechanism including buoyancy is that it does not depend on the detailed initial magnetic field distribution except that the characteristic size of the magnetic field should be of the order of the event horizon. In this case, the Lense-Thirring effect produces the spiral magnetic field while buoyancy creates the outgoing helical structure. Animation 2 of the online supporting material shows the same as Animation 1 but for an inclined magnetic field line.

This process evidently leads to an unlimited stretching of the flux tube since one part of the string continues to fall into the hole and simultaneously another part of the string is pushed outward. An important fact is that this is a continuous process which does not depend sensitively on actual distribution of the total pressure. Apparently at some time this stretching must be limited by some nonideal process. Two such mechanisms are discussed in the literature. The first mechanism is popular in astrophysics and considers a gap with an extremely strong parallel electric field such that this field can produce electron-positrons pairs from the electromagnetic field. Such a gap will produce an electron-positron plasma which will fill up the tube. One can imagine such a process even steady state and axisymmetric. The physics of the steady state process is based on the Blandford-Znajek mechanism further discussed in [27, 5, 6, 2].

A second possibility to limit the stretching process is magnetic reconnection. It consists of a local breakdown of the ideality condition which allows for a slipping of magnetic field lines with respect to the plasma flow. In this nonideal regions the field lines are topologically reordered [28, 25, 3]. Most effectively this will work if the stretched flux tube is reconnected outside the static limit boundary to itself (Fig. 4). A closed double helical structured field line with low density will form a bubble which will freely evolve and the release of magnetic tension will power the jet stream while the ergospheric part of the tube is supplied with new accreting material. Animations 3 and 4 of the supporting online material show details of this evolution.

6. Jet Relaxation

The structure of the magnetic field inside the outgoing plasma bubble becomes more and more simple due to the relaxation of Maxwellian stresses and the double helical structure will relax into a simpler circular structure. As a consequence, the collimation effect becomes less and the width of the jet slowly increases. At some time, the magnetic field cannot confine the rotating plasma any more, and the jet quickly spreads out (Fig. 5). In this picture, there is no need for collisions with external plasmas. Each plasmoid can be considered like an outgoing particle in the Penrose mechanism: it carries additional positive energy away from the black hole. Therefore, the Penrose mechanism is used in a two-fold sense in this scenario, first, for the behavior of the flux tube inside the ergosphere, and, second, for the behavior of the plasmoid outside the ergosphere.

So far we considered only self-reconnection of magnetic flux tubes which produces relatively simple structures of the magnetic field. In reality the situation is expected to be more complicated and chaotic: some tubes fall down into the black hole and simultaneously the other tubes will rise due to buoyancy. Hence, they can collide and reconnect with each other. In other words, the probability for a flux tube to reconnect with some other tube seems to be higher than self-reconnection. In such a case, the magnetic structures will be very complicated and during the relaxation stage we can expect additional collisions of the outgoing flux tubes. As a result, further reconnection events are likely to occur also during the next stage of jet propagation. Reconnection converts magnetic energy into kinetic and internal energy of the plasma and give rise to energetic particles which is important for models of extragalactic radio sources [28].

7. Conclusions

Buoyancy effect can play an important role in the course of jet creation. At the beginning it slows down the motion of the plasma towards the black hole, especially for that part of the tube with low density. Eventually this part starts to move outwards producing a spiral structure needed for centrifugally driven jets. This might resolve an important questions of relativistic jets: how does a magnetised plasma falling into the huge gravitational center of a black hole which, in principle, swallows everything, produce outgoing streams near the speed of light.

A further necessary element in this scenario is magnetic field line reconnection. In this context the question arises where is the correct place to reconnect the field lines. One might expect that this place is near the event horizon because of nearly antiparallel field lines there. However, it turns out that gravity in this region is so strong that the release of Maxwellian stresses there by reconnection cannot prevent the plasma from falling into the black hole. The more appropriate site for reconnection is likely to be near the static limit surface, where magnetic reconnection can produce a chain of plasmoids and supply the black hole with new material.

In addition, we propose a new relaxation mechanism. It is well known that jets

eventually start to spread out, getting wider and wider. Usually this is connected to the collision with the plasma outside or a Kelvin Helmholtz instability. Our point of view is that Maxwellian relaxation continues all the way long and leads to a simplification of the magnetic jet structure. Roughly speaking, each plasmoid tends to become a circle-like structure which leads to a jet of finite thickness.

In our scenario the Penrose mechanism has been used twice. Locally to redistribute angular momentum and energy along the string and, consequently, to extract energy from the Kerr black hole, and globally in form of an outgoing plasmoid which transfers additional positive energy and angular momentum away from the black hole. This plasmoid can be considered as a classical Penrose particle which carries away rotational energy from the black hole.

The accretion of magnetised plasma into a Kerr black hole with differential rotation results in a common pattern, i.e. a helical structure of the magnetic field, a spinning plasma flow which eventually leads to jet formation via the frame dragging effect, the Penrose mechanism, relativistic buoyancy, centrifugal acceleration and reconnection. The predictions of the present mechanism results from the application of energy and angular momentum conservation for magnetic flux tubes. There is practically no dependence on the initial configuration of the magnetic field.

Acknowledgments

The authors thank B. Punsly for useful discussions. VSS acknowledges financial support from the TU Graz.

References

- [1] S. Rawlings and R. Saunders, *Nature* **349**, 138 (1991).
- [2] R. Narayan, *New J. Phys.* **7**, 199 (2005).
- [3] D. Giannios, D. Uzdensky, and M. C. Begelman, *Mon. Not. R. Astron. Soc.* **395**, L29 (2009).
- [4] R. D. Blandford and R. L. Znajek, *Mon. Not. R. Astr. Soc.* **179**, 433 (1977).
- [5] B. Punsly, *Black Hole Gravitohyromagnetics*, Springer-Verlag, New York, 2008.
- [6] V. S. Beskin, *MHD Flows in Compact Astrophysical Objects: Accretion, Winds and Jets*, Springer, Berlin, 2010.
- [7] S. Koide, K. Shibata, T. Kudoh, and D. L. Meier, *Science* **295**, 1688 (2002).
- [8] J. C. McKinney, *Mon. Not. R. Astron. Soc.* **368**, 1561 (2006).
- [9] J. F. Hawley, K. Beckwith, and J. H. Krolik, *Astrophys Space Sci* **311**, 117 (2007).
- [10] J. F. Hawley and J. H. Krolik, *The Astrophysical Journal* **641**, 103 (2006).
- [11] C. W. Misner, K. S. Thorne, and J. A. Wheeler, *Gravitation*, Freeman, San Francisco, 1973.
- [12] R. Penrose, *Rev. Nuovo Cimento* **1**, 252 (1969).
- [13] R. Penrose and R. Floyd, *Nature Phys. Sci.* **229**, 177 (1971).
- [14] J. Lense and H. Thirring, *Physikalische Zeitschrift* **19**, 156 (1918).
- [15] H. W. Babcock, *Astrophys. J.* **133**, 572 (1961).
- [16] B. J. Zwan and R. A. Wolf, *J. Geophys. Res.* **81**, 1636 (1976).
- [17] N. V. Erkaev, A. Mezentsev, and H. K. H. Biernat, *Space Sci. Rev.* **122**, 209 (2006).
- [18] M. I. Pudovkin and V. S. Semenov, *Space Sci. Rev.* **41**, 1 (1985).
- [19] C. X. Chen and R. A. Wolf, *J. Geophys. Res.* **104**, 14613 (1999).

- [20] L. D. Landau, E. M. Lifchitz, and L. P. Pitaevski, *Electrodynamics of Continuous Media*, Pergamon, Oxford, 1984.
- [21] E. N. Parker, *Cosmic Magnetic Fields*, Clarendon Press, Oxford, 1979.
- [22] A. Lichnerowicz, *Relativistic Hydrodynamics and Magnetohydrodynamics*, Benjamin, New York, 1967.
- [23] V. S. Semenov, S. A. Dyadechkin, I. B. Ivanov, and H. K. Biernat, *Physica Scripta* **65**, 13 (2002).
- [24] V. S. Semenov, *Physica Scripta* **62**, 123 (2000).
- [25] V. Semenov, S. Dyadechkin, and B. Punsly, *Science* **305**, 978 (2004).
- [26] E. Priest and T. Forbes, *Magnetic Reconnection*, Cambridge University Press, Cambridge, 2000.
- [27] B. Punsly and F. V. Coroniti, *Astrophysical Journal* **350**, 518 (1990).
- [28] E. G. Blackman, *The Astrophysical Journal* **456**, L87 (1996).

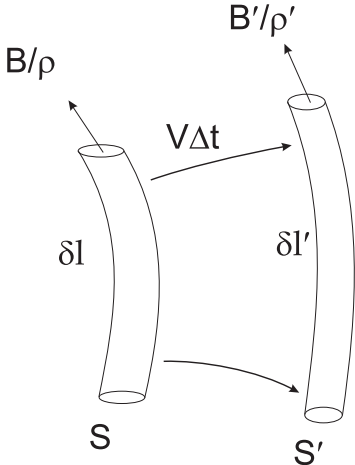


Figure 1. The frozen-in motion of a flux tube together with the plasma.

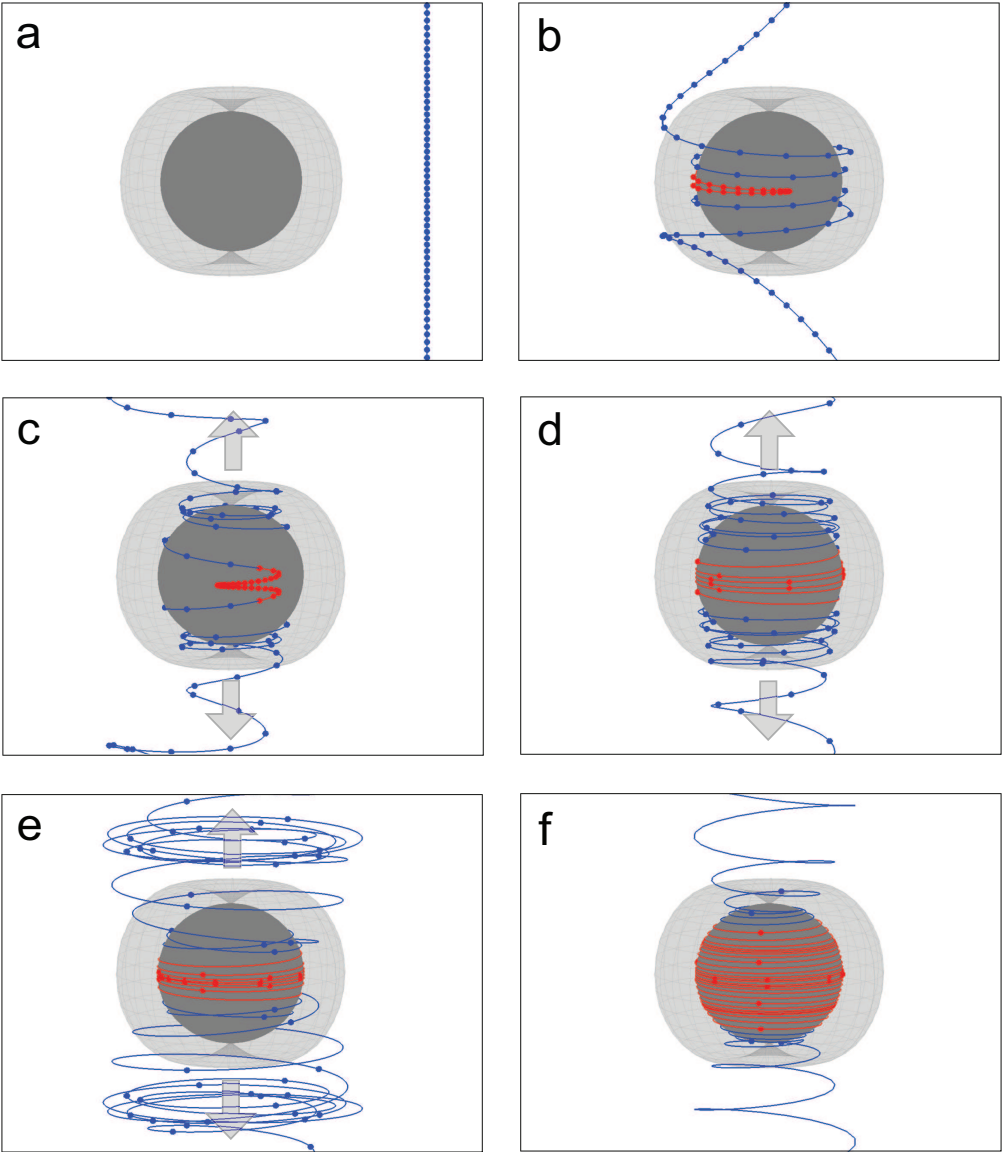


Figure 2. Differential rotation due to the Lense-Thirring effect near the Kerr black hole winds up the massive magnetic flux tube (a-d). Inside the ergosphere (light grey), magnetic tension slows down the rotation of the leading part of the tube marked in red. This part carries negative energy and angular momentum. Stretching of the flux tube is visualised by markers. The stretched field line has lower density and buoyancy produces the helical magnetic structure along the spin axis (e). Centrifugal forces accelerate the plasma along the field lines. This is the birth of the jet (f). See Supporting Online Material: Animation 1.

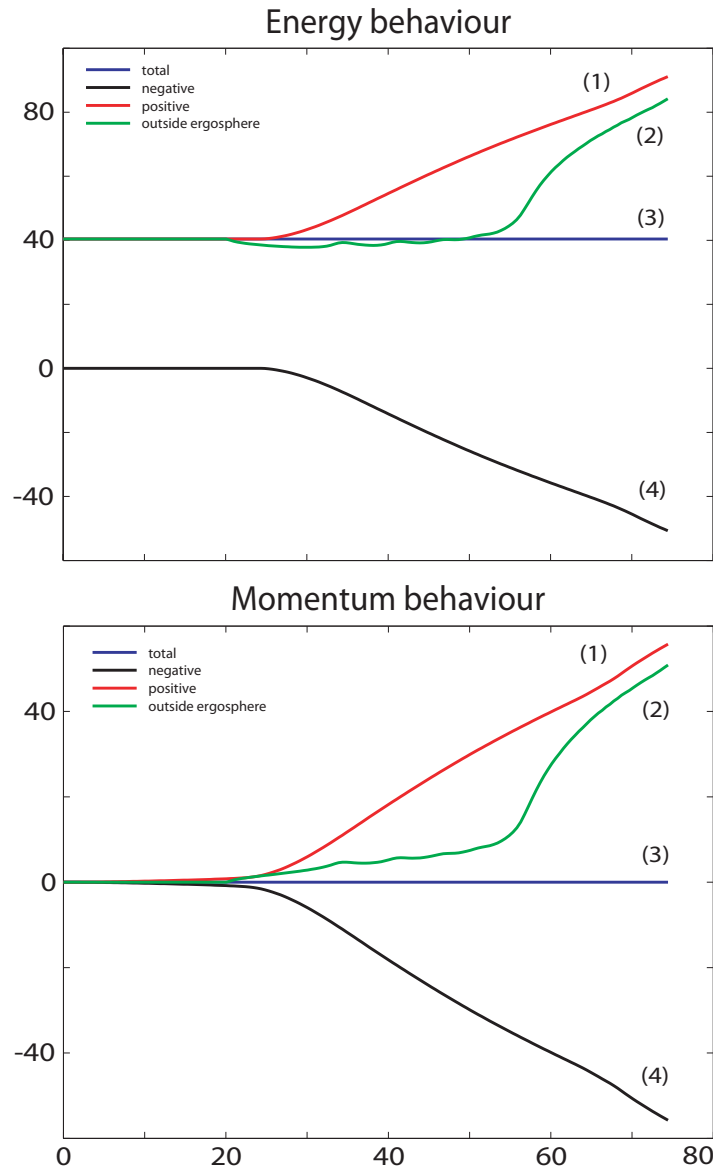


Figure 3. Time history of energy and angular momentum. The total energy (blue) of the flux tube is conserved. Part of the tube inside the ergosphere loses energy, i.e. gains negative energy (black), while other parts of the tube compensate this loss with positive energy (red). Although the flux tube continuously falls into the ergosphere, after some time $\approx 50 r_h/c$ with r_h the radius of the event horizon, the energy content of the flux tube outside the ergosphere (green) exceeds the total initial energy of the flux tube (blue). In the lower panel the corresponding angular momentum evolution is shown.

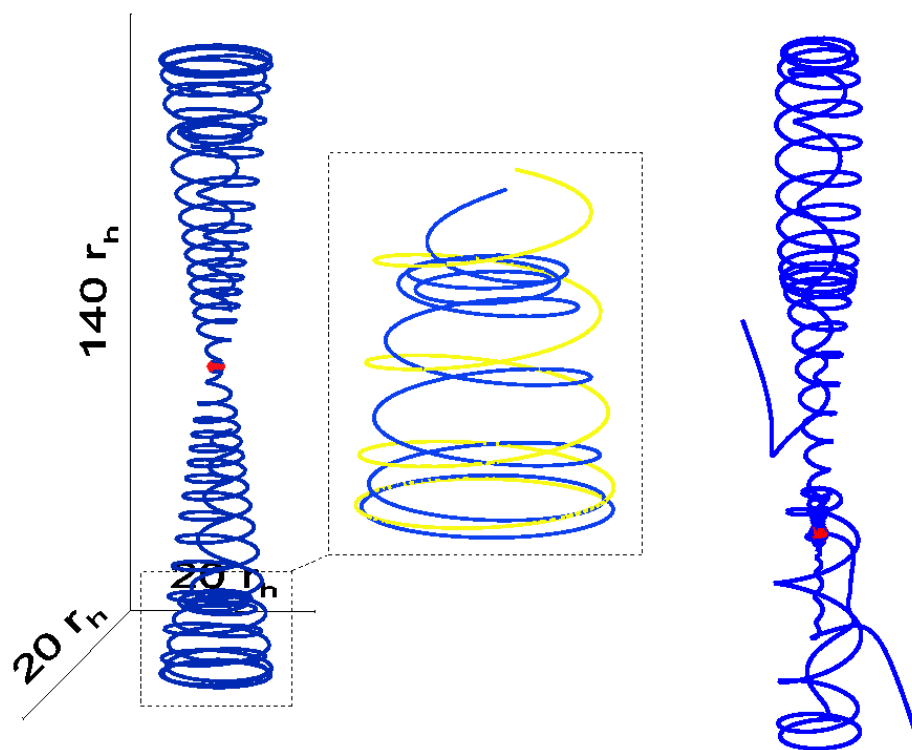


Figure 4. Differential rotation twists the magnetic field which is then expelled by the buoyancy force along the spin axes and forms a double helical structure. On the left the evolution of a field line initially parallel to the spin axis, on the right the evolution of a field line initially inclined with respect to the spin axis. Although the structure is asymmetric for the inclined case, the resulting helical structure is still along the spin axis. Magnetic reconnection shown in the enlarged detail (left) creates autonomous magnetic structures (plasmoids) detached completely from the black hole. See Supporting Online Material: Animation 2.

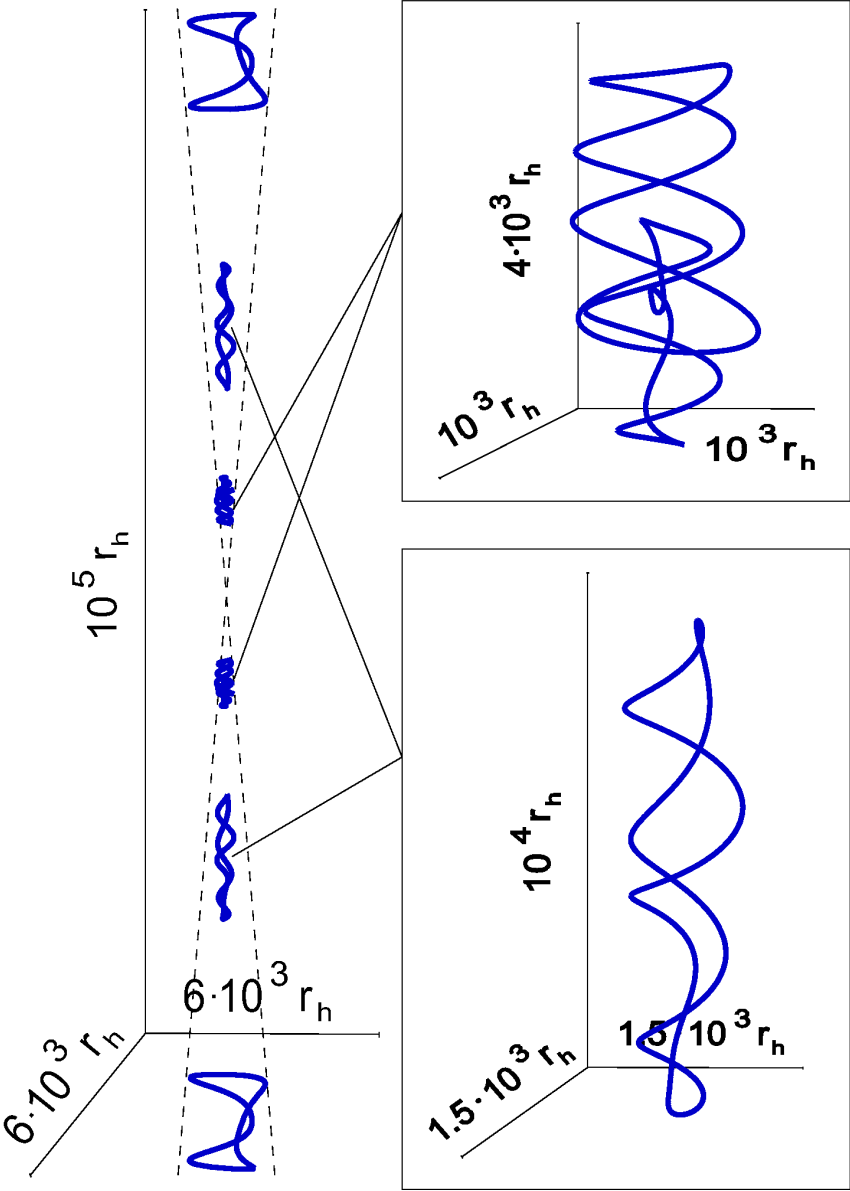


Figure 5. Reconnection outside the ergosphere produces magnetic bubbles with helical magnetic fields and a rotating plasma inside. Each plasmoid carries away rotational energy of the black hole similar to the outgoing particle in the Penrose mechanism. The evolution of such a plasmoid is shown for different time steps. The helical magnetic field relaxes into a simpler circular structure and, as a result, the collimation of the jet is lost in the final stage of evolution. See Supporting Online Material: Animation 3 and 4.