

# PROGENITOR MODELS OF THE ELECTROMAGNETIC TRANSIENT ASSOCIATED WITH THE SHORT GRB 130603B

KENTA HOTOKEZAKA<sup>1</sup>, KOUTAROU KYUTOKU<sup>2</sup>, MASAOMI TANAKA<sup>3</sup>, KENTA KIUCHI<sup>4</sup>, YUICHIRO SEKIGUCHI<sup>4</sup>, MASARU SHIBATA<sup>4</sup>, AND SHINYA WANAJO<sup>3</sup>

<sup>1</sup>Department of Physics, Kyoto University, Kyoto 606-8502, Japan

<sup>2</sup>Department of Physics, University of Wisconsin-Milwaukee, P.O. Box 413, Milwaukee, Wisconsin 53201, USA

<sup>3</sup>National Astronomical Observatory of Japan, Mitaka, Tokyo, Japan

<sup>4</sup>Yukawa Institute for Theoretical Physics, Kyoto University, Kyoto 606-8502, Japan

*Draft version August 21, 2018*

## ABSTRACT

An electromagnetic transient powered by the radioactive decay of  $r$ -process elements, a so-called kilonova/macronova, is one of the possible observable consequences of compact binary mergers including at least one neutron star. Recent observations strongly suggest the first discovery of the electromagnetic transient, which is associated with the short GRB 130603B. We explore a possible progenitor of this event combining the numerical-relativity simulations and radiative transfer simulations of the dynamical ejecta of binary neutron star and black hole - neutron star mergers. We show that the ejecta models within a realistic parameter range consistently reproduce the observed near-infrared excess. We also show that the soft equation of state models for binary neutron star mergers and the stiff equation of state models for black hole - neutron star mergers are favored to reproduce the observed luminosity.

*Subject headings:*

## 1. INTRODUCTION

Mergers of compact binaries such as binary neutron stars (NS-NSs) and black hole-neutron star binaries (BH-NSs)<sup>1</sup> are the candidates for progenitors of short-hard gamma-ray bursts (GRBs) (Paczynski 1986; Goodman 1986; Eichler et al. 1989). As an observable consequence of compact binary mergers, an electromagnetic transient powered by radioactive decay of the heavy elements produced in their ejecta (so-called kilonova/macronova) was proposed by Li & Paczyński (1998). Recently, a strong evidence of the electromagnetic transient associated with the short GRB 130603B was observed by *Hubble Space Telescope* (Tanvir et al. 2013; Berger et al. 2013). The observed near-infrared excess is largely consistent with the radioactively powered emission models of NS-NS merger ejecta (Kasen et al. 2013; Barnes & Kasen 2013; Tanaka & Hotokezaka 2013; Grossman et al. 2013)<sup>2</sup>. This could be a direct evidence for the compact binary merger scenario of short GRBs.

Characteristics of the radioactively powered transient are determined primarily by  $r$ -process elements which are expected to be produced in the ejecta of compact binary mergers because of their neutron-richness (Lattimer & Schramm 1974; Symbalisty & Schramm 1982; Meyer 1989; Freiburghaus et al. 1999; Goriely et al. 2011; Korobkin et al. 2012; Rosswog et al. 2013b; Bauswein et al. 2013). The decay of the  $r$ -process elements heats the ejecta and gives rise to an electromagnetic transient emission (Metzger et al. 2010; Roberts et al. 2011; Goriely et al. 2011; Grossman et al.

2013). The  $r$ -process elements play also an important role as the dominant opacity source of the ejecta. The bound-bound transitions of partially ionized  $r$ -process elements significantly enhance the opacity of the ejecta in ultraviolet to near-infrared wavelengths (Kasen et al. 2013; Tanaka & Hotokezaka 2013).

The brightness and time scale of an electromagnetic transient depend also on the global properties of the ejecta such as the mass, expansion velocity, and morphology. Using the observed data of the near-infrared excess, Berger et al. (2013) estimated the ejecta mass and expansion velocity under the assumption of spherically expanding ejecta. These properties of the ejecta depend on the type of the progenitor (NS-NS or BH-NS), on the parameters of the progenitor models such as mass and spin of the two objects, and on the equation of state (EOS) of neutron-star matter. Recent numerical simulations of compact binary mergers have explored the ejecta properties (Rosswog et al. 1999; Oechslin et al. 2007; Hotokezaka et al. 2013; Bauswein et al. 2013; Rosswog 2013; Foucart et al. 2013; Lovelace et al. 2013; Kyutoku et al. 2013; Deaton et al. 2013). By these numerical studies, we can estimate the dependences of the ejecta properties on the parameters of the progenitor models and on EOSs. Therefore, combining the observed data of the near-infrared excess and the results of numerical simulations, it is possible to constrain the progenitor models of the short GRB 130603B.

In this Letter, we explore possible progenitor models of the electromagnetic transient associated with the short GRB 130603B using our numerical-relativity simulations and radiative transfer simulations of the dynamical ejecta of compact binary mergers. We focus in particular on its dependence on the EOS of neutron-star matter.

## 2. MASS EJECTION OF COMPACT BINARY MERGERS

<sup>1</sup> A compact binary implies an NS-NS or BH-NS binary throughout this Letter.

<sup>2</sup> See Jin et al. (2013) for an alternative interpretation, but the non-detection of late-time radio emission of GRB 130603B provides a strong constraint on it (Fong et al. 2013).

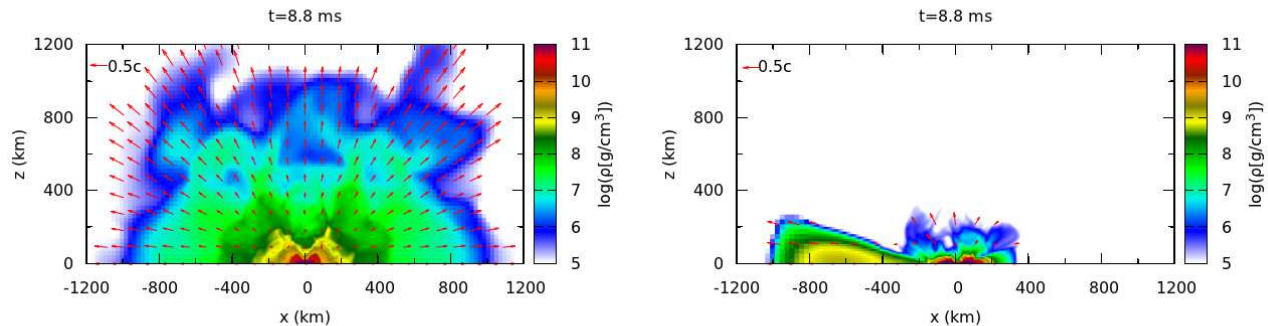


FIG. 1.— The rest-mass density profiles on the meridional plane for the NS-NS (SLy,  $M_{\text{tot}} = 2.7M_{\odot}$ ,  $Q = 1.0$ ) and BH-NS (H4,  $Q = 3$ ,  $\chi = 0.75$ ) models at 8.8 ms after the onset of the merger.

The density and velocity structures of the ejecta of compact binary mergers are determined by the numerical-relativity simulation using SACRA code (Yamamoto et al. 2008). We follow the dynamical ejecta with the numerical-relativity simulation until the head of the ejecta reaches  $\simeq 1000$  km (see Hotokezaka et al. 2013 and Kyutoku et al. 2013 for details). After that, the density and velocity structures of the ejecta are modeled assuming homologous expansion (Rosswog et al. 2013a). For the simulations, we employ a piecewise polytropic EOS with which the cold EOSs of neutron-star matter are well fitted (Read et al. 2009). For systematic studies of the dependence of mass ejection on the cold EOSs of neutron-star matter, we consider five cold EOSs: APR4 (Akmal et al. 1998) and SLy (Douchin & Haensel 2001) as soft EOSs, ALF2 (Alford et al. 2005) as a moderate EOS, and H4 (Glendenning & Moszkowski 1991; Lackey et al. 2006) and MS1 (Müller & Serot 1996) as stiff EOSs<sup>3</sup>.

For NS-NS mergers, we choose the total gravitational mass of the binary  $M_{\text{tot}} = 2.6M_{\odot} - 2.8M_{\odot}$  and the mass ratio  $Q = 1.0 - 1.25$ . For BH-NS mergers, the gravitational mass of the neutron star  $M_{\text{NS}}$  is fixed to be  $1.35M_{\odot}$  and the mass ratio is chosen to be  $Q = 3 - 7$ . The nondimensional spin parameter of the black hole  $\chi$  is chosen as  $\chi = 0.75$ . We also perform the simulations for  $Q = 7$  and  $\chi = 0.5$ . These parameters, ejecta masses  $M_{\text{ej}}$ , and averaged ejecta velocities  $\langle v_{\text{ej}} \rangle / c$  of the progenitor models are summarized in Table 1.

The morphologies of the ejecta for NS-NS and BH-NS mergers are compared in Fig. 1. This figure plots the profiles of the density and velocity fields at 8.8 ms after the onset of the merger. Note that the ejecta velocities are in the small range between  $\sim 0.1c$  and  $\sim 0.3c$ , because those are roughly equal to the escape velocities from the neutron stars, which do not depend sensitively on the progenitor models. However, the total mass and

morphology of the ejecta depend sensitively on the progenitor models. In the following, we briefly summarize these properties of the NS-NS and BH-NS ejecta.

*NS-NS ejecta.* As shown in Fig. 1, the NS-NS ejecta have spheroidal shape rather than a torus or a disk irrespective of  $Q$  and EOS as long as a hypermassive neutron star is formed after the merger. The reason is as follows. The origin of the ejecta for NS-NS mergers can be divided into two parts: the contact interface of two neutron stars at the collision and the tidal tails formed during an early stage of the merger. At the contact interface, the kinetic energy of the approaching velocities of the two stars is converted into thermal energy through shock heating. The heated matter at the contact interface expands into low-density region. As a result, the shocked matter can escape even toward the rotational axis and the ejecta shape becomes spheroidal. By contrast, the tidal tail component is asymmetric and the ejecta is distributed near the equatorial plane.

Numerical simulations of NS-NS mergers show that the total amount of ejecta is in a range  $10^{-4} - 10^{-2}M_{\odot}$  depending on  $M_{\text{tot}}$ ,  $Q$ , and EOSs (see the left panel of Fig. 2). The more compact neutron star models with soft EOSs produce the larger amounts of ejecta, because the impact velocities and subsequent shock heating effects at merger are larger. More specifically, the amounts of the ejecta are

$$\begin{aligned} 10^{-4} &\lesssim M_{\text{ej}}/M_{\odot} \lesssim 2 \times 10^{-2} && \text{(soft EOSs),} \\ 10^{-4} &\lesssim M_{\text{ej}}/M_{\odot} \lesssim 5 \times 10^{-3} && \text{(stiff EOSs).} \end{aligned} \quad (1)$$

Bauswein et al. (2013) also show a similar dependence of the ejecta masses on the EOSs and  $M_{\text{ej}} \lesssim 0.01M_{\odot}$  for stiff EOS models. According to these results, it is worthy to note that the ejecta masses of the stiff EOS models are likely to be at most  $0.01M_{\odot}$ .

The dependence of the ejecta mass on the total mass of the binary is rather complicated as shown in the left panel of Fig. 2. The ejecta mass increases basically with increasing  $M_{\text{tot}}$  as long as a hypermassive neutron star with lifetime  $\gtrsim 10$  ms is formed after the merger. More massive NS-NS mergers result in hypermassive neutron stars with lifetime  $\lesssim 10$  ms or in black holes. For such a case, the ejecta mass decreases with increasing  $M_{\text{tot}}$

<sup>3</sup> In this Letter, ‘soft’ and ‘stiff’ EOSs mean those which reproduce the radii  $R_{1.35} \leq 12$  km and  $R_{1.35} \geq 13.5$  km, respectively. Here  $R_{1.35}$  is the radius of a cold, spherical neutron star with the gravitational mass  $1.35M_{\odot}$ . For all the EOSs, the maximum masses of spherical neutron stars are larger than  $\simeq 2M_{\odot}$ .

<sup>4</sup> The mass ratio is defined by  $Q = m_1/m_2$  with  $m_1 \geq m_2$ , where  $m_1$  and  $m_2$  are the component masses of a binary.

TABLE 1  
PARAMETERS OF THE PROGENITOR MODELS AND THEIR EJECTA PROPERTIES.

EOS	type	$R_{1.35}$	$M_{\text{tot}}/M_{\odot}$	$Q$	$\chi$	$M_{\text{ej}}/10^{-2}M_{\odot}$	$\langle v_{\text{ej}} \rangle / c$
APR4	NS-NS	11.1	2.6–2.9	1.0–1.25	–	0.01–1.4	0.22–0.27
SLy	NS-NS	11.4	2.6–2.8	1.0–1.25	–	0.8–2	0.2–0.26
ALF2	NS-NS	12.4	2.6–2.8	1.0–1.25	–	0.15–0.55	0.22–0.24
H4	NS-NS	13.6	2.6–2.8	1.0–1.25	–	0.03–0.4	0.18–0.26
MS1	NS-NS	14.4	2.6–2.8	1.0–1.25	–	0.06–0.35	0.18–0.2
APR4	BH-NS	11.1	5.4–10.8	3.0–7.0	0.75	0.05–1	0.23–0.27
ALF2	BH-NS	12.4	5.4–10.8	3.0–7.0	0.75	2.0–4.0	0.25–0.29
H4	BH-NS	13.6	5.4–10.8	3.0–7.0	0.75	4.0–5.0	0.24–0.29
MS1	BH-NS	14.4	5.4–10.8	3.0–7.0	0.75	6.5–8.0	0.25–0.3
APR4	BH-NS	11.1	5.4–10.8	7.0	0.5	$\lesssim 10^{-4}$	–
ALF2	BH-NS	12.4	5.4–10.8	7.0	0.5	0.02	0.27
H4	BH-NS	13.6	5.4–10.8	7.0	0.5	0.3	0.29
MS1	BH-NS	14.4	5.4–10.8	7.0	0.5	1.7	0.3

because of the shorter duration for the mass ejection.

*BH-NS ejecta.* Tidal disruption of a neutron star results in the anisotropic mass ejection for a BH-NS merger (Kyutoku et al. 2013). As a result, the ejecta concentrate near the binary orbital plane as shown in the right panel of Fig. 1, and its shape is like a disk or crescent.

The amounts of the ejecta for BH-NS models are smaller for the more compact neutron star models with the fixed values of  $\chi$  and  $Q$  as shown in the right panel of Fig. 2. This is because the tidal disruption occurs in a less significant manner for the more compact neutron star models. This dependence of the BH-NS ejecta on the compactness of neutron stars is opposite to the NS-NS ejecta.

More specifically, the amounts of the ejecta are

$$5 \times 10^{-4} \lesssim M_{\text{ej}}/M_{\odot} \lesssim 10^{-2} \quad (\text{soft EOSs}),$$

$$4 \times 10^{-2} \lesssim M_{\text{ej}}/M_{\odot} \lesssim 7 \times 10^{-2} \quad (\text{stiff EOSs}), \quad (2)$$

for  $\chi = 0.75$  and  $3 \leq Q \leq 7$ . For  $\chi = 0.5$ , the ejecta mass is smaller than that for  $\chi = 0.75$ . Only the stiff EOS models can produce large amounts of ejecta more than  $0.01M_{\odot}$  for  $\chi = 0.5$  and  $Q = 7$ .

Both for NS-NS and BH-NS merger models, winds driven by neutrino/viscous/nuclear-recombination heating or magnetic field from the central object might provide ejecta in addition to the dynamical ejecta (Dessart et al. 2009; Wanaajo & Janka 2012; Kiuchi et al. 2012; Fernández & Metzger 2013). However, it is not easy to estimate the amount of the wind ejecta, because it depends strongly on the condition of the remnant formed after the merger. In this Letter, we focus only on the dynamical ejecta.

### 3. RADIATIVE TRANSFER SIMULATIONS FOR THE EJECTA

For the NS-NS and BH-NS merger models described in Section 2, we perform radiative transfer simulations to obtain the light curves of the radioactively powered emission from the ejecta using the three-dimensional, time-dependent, multi-frequency Monte Carlo radiative transfer code (Tanaka & Hotokezaka 2013). For a given density structure of the ejecta and elemental abundances, this code computes the emission in the ultraviolet, optical, and near-infrared wavelength ranges by taking into account the detailed opacities of  $r$ -process elements. In

this Letter, we include  $r$ -process elements with  $Z \geq 40$  assuming the solar abundance ratios by Simmerer et al. (2004). More details of the radiative transfer simulations are described in Tanaka & Hotokezaka (2013); Tanaka et al. (2013).

The heating rate from the radioactive decay of  $r$ -process elements is one of the important ingredients of the radiative transfer simulations. As a fiducial-heating model, we employ the heating rate computed with the abundance distribution that reproduces the solar  $r$ -process pattern (see Tanaka et al. 2013 for more detail). Heating is due to  $\beta$ -decays only, which increase the atomic numbers from the neutron-rich region toward the  $\beta$ -stability line without changing the mass number  $A$ . This heating rate is in reasonable agreement with those from previous nucleosynthesis calculations (Metzger et al. 2010; Goriely et al. 2011; Grossman et al. 2013) except for the first several seconds.

We note that there could exist quantitative uncertainties in the heating rate as well as in the opacities. As an example, the heating rate would be about a factor 2 higher if the  $r$ -process abundances of  $A \sim 130$  (or those produced with the electron fraction of  $Y_e \sim 0.2$ ) were dominant in the ejecta (Metzger et al. 2010; Grossman et al. 2013). To take into account such uncertainties, we also consider the cases in which the light curves of mergers are twice and half as luminous (high- and low-heating models; only explicitly shown for the NS-NS models in Fig. 3) as those computed with the fiducial-heating model.

### 4. LIGHT CURVES AND POSSIBLE PROGENITOR MODELS

The computed light curves and observed data in  $r$  and  $H$ -band are compared in Fig. 3. The left panel of Fig. 3 shows the light curves of the NS-NS merger models SLy ( $Q = 1.0$ ,  $M_{\text{ej}} = 0.02M_{\odot}$ ) and H4 ( $Q = 1.25$ ,  $M_{\text{ej}} = 4 \times 10^{-3}M_{\odot}$ ) for reference. Here the total mass of the binary is chosen to be  $M_{\text{tot}} = 2.7M_{\odot}$ . We plot three light curves derived with the fiducial- (the middle curves), high- (the upper curves), and low-heating models (the lower curves). We expect that the realistic light curves may lie within the shaded regions. For the NS-NS models, the computed  $r$ -band light curves are fainter than 30 mag. The right panel of Fig. 3 shows the light curves of the BH-NS merger models, MS1 ( $M_{\text{ej}} = 0.07M_{\odot}$ ),

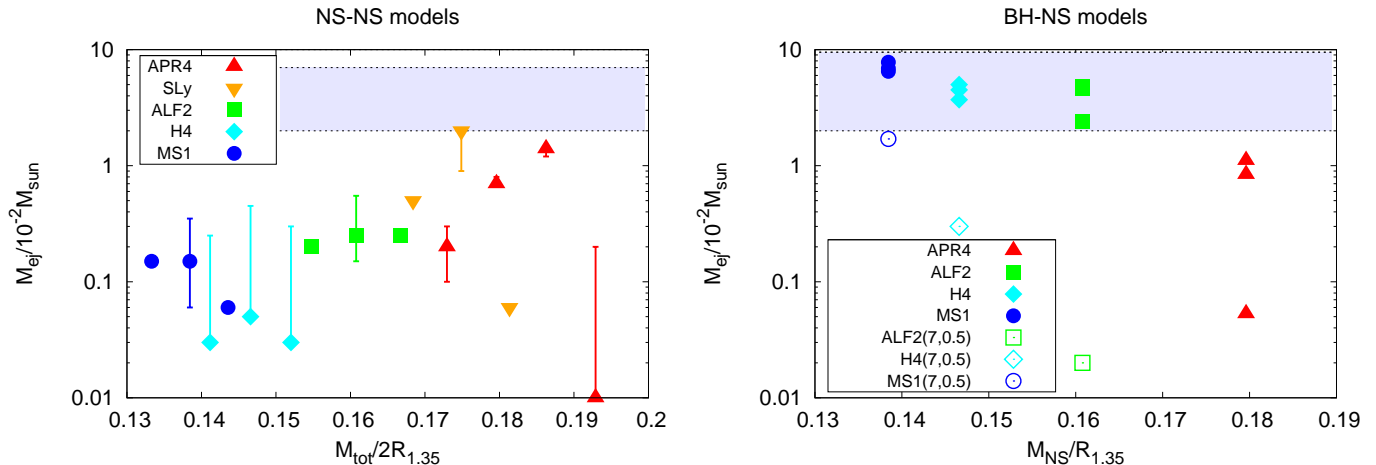


FIG. 2.— Ejecta masses as a function of the compactness of the neutron star, which is defined by  $GM_{\text{tot}}/2R_{1.35}c^2$  and  $GM_{\text{NS}}/R_{1.35}c^2$  for NS-NS and BH-NS models, respectively. Left panel: NS-NS models. Each point shows the ejecta mass for the equal mass cases. Error bars denote the dispersion of the ejecta masses due to the various mass ratios. Right panel: BH-NS models. The filled and open symbols correspond to the models with  $(Q, \chi) = (3-7, 0.75)$  and  $(7, 0.5)$ , respectively. The blue shaded region in each panel shows the allowed ejecta masses to reproduce the observed near-infrared excess of GRB 130603B,  $0.02 \lesssim M_{\text{ej}}/M_{\odot} \lesssim 0.07$  and  $0.02 \lesssim M_{\text{ej}}/M_{\odot} \lesssim 0.1$  for NS-NS and BH-NS models, respectively. The lower and upper bounds are imposed by the hypothetical high- and low-heating models, respectively.

H4 ( $M_{\text{ej}} = 0.05M_{\odot}$ ), and APR4 ( $M_{\text{ej}} = 0.01M_{\odot}$ ) with  $(Q, \chi) = (3, 0.75)$ . For these cases, we employ the fiducial-heating model. Note that the  $r$ -band light curves of the BH-NS models reach  $\sim 27$  mag, which implies that the light curves of the BH-NS models are bluer than those of the NS-NS models. This is because the energy from the radioactive decay is deposited to a small volume for the BH-NS models (see Tanaka et al. (2013) for details).

We now translate these results into the progenitor models, such as mass ratio, black hole spin, and EOS.

*NS-NS models.* The NS-NS models for GRB 130603B should have ejecta of mass  $\gtrsim 0.02M_{\odot}$ . This is consistent with that derived by Berger et al. (2013). This value strongly constrains the NS-NS models because the amount of the ejecta is at most  $\sim 0.02M_{\odot}$  for an NS-NS merger within the plausible mass range of the observed NS-NS systems (Özel et al. 2012). Specifically, as shown in the left panel of Fig. 2, such a large amount of ejecta can be obtained only for the soft EOS models in which a hypermassive neutron star with lifetime  $\gtrsim 10$  ms is formed after the merger. For the stiff EOS models, the amount of the ejecta is at most  $4 \times 10^{-3}M_{\odot}$ . Thus we conclude that the ejecta of the NS-NS models with soft EOSs ( $R_{1.35} \lesssim 12$  km) are favored as the progenitor of GRB 130603B.

*BH-NS models.* The observed data in the  $H$ -band is consistent with the BH-NS models which produce the ejecta of  $\sim 0.05M_{\odot}$  in our fiducial-heating model. Such a large amount of ejecta can be obtained with only the stiff EOSs ( $R_{1.35} \gtrsim 13.5$  km) for the case of  $\chi = 0.75$  and  $3 \leq Q \leq 7$  as shown in the right panel of Fig. 2. For the soft EOS models, the total amount of ejecta reaches only  $0.01M_{\odot}$  as long as  $\chi \leq 0.75$ , which hardly reproduces the observed near-infrared excess. Thus the models with stiff EOSs are favored for the BH-NS merger models as long as with  $0.5 \leq \chi \leq 0.75$  and  $3 \leq Q \leq 7$  as the progenitor model of GRB 130603B. It is worthy to note that any BH-NS models with  $\chi \leq 0.5$  and  $Q \geq 7$  are unlikely to reproduce the observed near-infrared excess.

## 5. CONCLUSION AND DISCUSSION

We explored possible progenitor models of the electromagnetic transient associated with the short GRB 130603B. This electromagnetic transient may have been powered by the radioactive decay of  $r$ -process elements, so called kilonova/macronova. We analyzed the dynamical ejecta of NS-NS and BH-NS mergers for the progenitor models of this event. For computing the expected light curves, we carried out the radiative transfer simulations using the density and velocity structures obtained from the numerical-relativity simulations with several total masses, mass ratios, and EOSs. Depending on these quantities, the total amount of ejecta mass varies by orders of magnitude  $10^{-4}M_{\odot}$  to  $10^{-2}M_{\odot}$  for the NS-NS models and  $10^{-5}M_{\odot}$  to  $10^{-1}M_{\odot}$  for the BH-NS models. The expected light curves for the BH-NS models are bluer than those for the NS-NS models due to the morphology effects.

For both NS-NS and BH-NS models, we found that there are progenitor models that can reproduce the observed near-infrared excess within the realistic parameter ranges. Specifically, the observed data suggest that the required ejecta mass is at least  $\sim 0.02M_{\odot}$  for NS-NS mergers. For BH-NS mergers, the required ejecta mass would be  $\sim 0.02$ – $0.1M_{\odot}$  taking into account the uncertainty in the heating rate and opacities. These values are consistent with the results of a spherically expanding ejecta model (Berger et al. 2013). Such a large amount of material is ejected when a hypermassive neutron star with its lifetime  $\gtrsim 10$  ms is formed after the merger for the NS-NS models and when the neutron star is tidally disrupted for the BH-NS models. For these cases, the merger results in a spinning black hole surrounded by a massive torus  $\sim 0.1M_{\odot}$ . Such a remnant could have been the central engine of GRB 130603B.

We constrained the progenitor models of GRB 130603B, which should produce the required amount of ejecta. We found that the soft EOS models are favored for NS-NS models. For BH-NS models with the mass



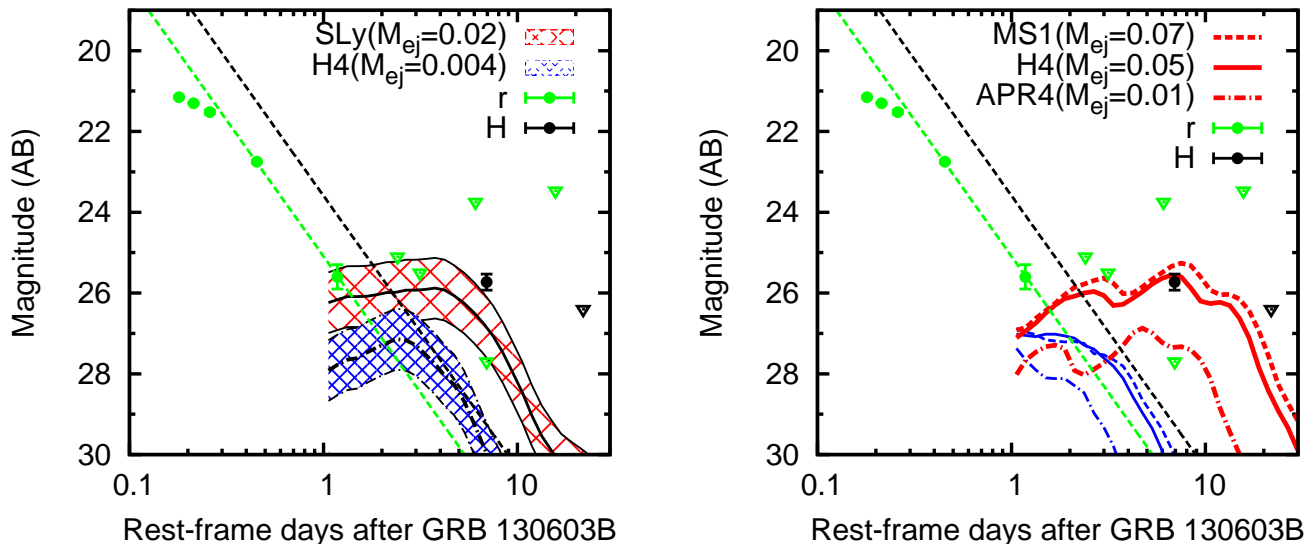


FIG. 3.— Predicted light curves for NS-NS and BH-NS models. Left panel: NS-NS models. The dashed, solid, and dot-dashed curves show the  $H$ -band light curves for the models: SLy ( $Q = 1.0$ ,  $M_{\text{ej}} = 0.02M_{\odot}$ ), H4 ( $Q = 1.25$ ,  $M_{\text{ej}} = 4 \times 10^{-3}M_{\odot}$ ), respectively. The total mass of the progenitor is fixed to be  $2.7M_{\odot}$ . The upper, middle, and lower curves for each model correspond to the high-, fiducial- and low-heating models. Right panel: BH-NS models. The dashed, solid, and dot-dashed curves show the models MS1 ( $M_{\text{ej}} = 0.07M_{\odot}$ ), H4 ( $M_{\text{ej}} = 0.05M_{\odot}$ ), and APR4 ( $M_{\text{ej}} = 0.01M_{\odot}$ ), respectively. Here only the fiducial-heating models are shown. The thin and thick lines denote the  $r$  and  $H$ -band light curves. Here we set  $(Q, \chi) = (3, 0.75)$ . The observed data and the light curves of the afterglow model of GRB 130603B in  $r$  and  $H$ -band are plotted (Tanvir et al. 2013). The observed point in  $r$ -band at 1 days after the GRB is consistent with the afterglow model. The key observations for an electromagnetic transient are the observed  $H$ -band data at 7 days after the GRB, which exceed the  $H$ -band light curve of the afterglow model, and the upper limit in  $H$ -band at 22 days after the GRB. These data suggest the existence of an electromagnetic transient associated with GRB 130603B.

ratio  $3 \leq Q \leq 7$  and the nondimensional spin parameter of the black hole  $0.5 \leq \chi \leq 0.75$ , the stiff EOS models are favored. For  $\chi \leq 0.5$ , any BH-NS models with  $Q \geq 7$  are unlikely to produce the required amount of ejecta. In future, the observations of gravitational waves from compact binary mergers within  $\sim 200$  Mpc will provide the masses of the binaries and their types. Combining the observations of the gravitational-wave and electromagnetic signals, it will be possible to constrain more stringently the progenitor models, in particular EOSs, of such events.

We thank T. Nakamura for fruitful discussions. This work was supported by Grant-in-Aid for Scientific

Research (21340051, 23224004, 23750160, 24244028, 24740117, 24740163, 25103510, 25105508, 25103512) by Grant-in-Aid for Scientific Research on Innovative Area (20105004, 25103515), and HPCI Strategic Program of Japanese MEXT. This work was partly supported by “Joint Usage/Research Center for Interdisciplinary Large-scale Information Infrastructures” in Japan. The work of Kyutoku is supported by JSPS Postdoctoral Fellowship for Research Abroad. The work of Hotokezaka was supported by the Grant-in-Aid for JSPS fellow Grant Number 24-1772. This work was in part done in the longterm workshop on *Gravitational Waves and Numerical Relativity* held at the Yukawa Institute for Theoretical Physics, Kyoto University in May and June 2013.

#### REFERENCES

- Akmal, A., Pandharipande, V. R., & Ravenhall, D. G. 1998, *Phys. Rev. C*, 58, 1804
- Alford, M., Braby, M., Paris, M., & Reddy, S. 2005, *ApJ*, 629, 969
- Barnes, J., & Kasen, D. 2013, *ApJ*, 775, 18
- Bauswein, A., Goriely, S., & Janka, H.-T. 2013, *ApJ*, 773, 78
- Berger, E., Fong, W., & Chornock, R. 2013, *ApJ*, 774, L23
- Deaton, M. B., et al. 2013, *ArXiv e-prints*
- Dessart, L., Ott, C. D., Burrows, A., Rosswog, S., & Livne, E. 2009, *ApJ*, 690, 1681
- Douchin, F., & Haensel, P. 2001, *A&A*, 380, 151
- Eichler, D., Livio, M., Piran, T., & Schramm, D. N. 1989, *Nature*, 340, 126
- Fernández, R., & Metzger, B. D. 2013, *MNRAS*
- Fong, W.-f., et al. 2013, *ArXiv e-prints*
- Foucart, F., et al. 2013, *Phys. Rev. D*, 87, 084006
- Freiburghaus, C., Rosswog, S., & Thielemann, F.-K. 1999, *ApJ*, 525, L121
- Glendenning, N. K., & Moszkowski, S. A. 1991, *Physical Review Letters*, 67, 2414
- Goodman, J. 1986, *ApJ*, 308, L47
- Goriely, S., Bauswein, A., & Janka, H.-T. 2011, *ApJ*, 738, L32
- Grossman, D., Korobkin, O., Rosswog, S., & Piran, T. 2013, *ArXiv e-prints*
- Hotokezaka, K., Kiuchi, K., Kyutoku, K., Okawa, H., Sekiguchi, Y.-i., Shibata, M., & Taniguchi, K. 2013, *Phys. Rev. D*, 87, 024001
- Jin, Z.-P., Xu, D., Fan, Y.-Z., Wu, X.-F., & Wei, D.-M. 2013, *ApJ*, 775, L19
- Kasen, D., Badnell, N. R., & Barnes, J. 2013, *ApJ*, 774, 25
- Kiuchi, K., Kyutoku, K., & Shibata, M. 2012, *Phys. Rev. D*, 86, 064008
- Korobkin, O., Rosswog, S., Arcones, A., & Winteler, C. 2012, *MNRAS*, 426, 1940
- Kyutoku, K., Ioka, K., & Shibata, M. 2013, *Phys. Rev. D*, 88, 041503
- Lackey, B. D., Nayyar, M., & Owen, B. J. 2006, *Phys. Rev. D*, 73, 024021
- Lattimer, J. M., & Schramm, D. N. 1974, *ApJ*, 192, L145
- Li, L.-X., & Paczyński, B. 1998, *ApJ*, 507, L59
- Lovellace, G., Duez, M. D., Foucart, F., Kidder, L. E., Pfeiffer, H. P., Scheel, M. A., & Szilágyi, B. 2013, *Classical and Quantum Gravity*, 30, 135004

- Metzger, B. D., et al. 2010, MNRAS, 406, 2650
- Meyer, B. S. 1989, ApJ, 343, 254
- Müller, H., & Serot, B. D. 1996, Nuclear Physics A, 606, 508
- Oechslin, R., Janka, H.-T., & Marek, A. 2007, A&A, 467, 395
- Özel, F., Psaltis, D., Narayan, R., & Santos Villarreal, A. 2012, ApJ, 757, 55
- Paczynski, B. 1986, ApJ, 308, L43
- Read, J. S., Lackey, B. D., Owen, B. J., & Friedman, J. L. 2009, Phys. Rev. D, 79, 124032
- Roberts, L. F., Kasen, D., Lee, W. H., & Ramirez-Ruiz, E. 2011, ApJ, 736, L21
- Rosswog, S. 2013, Royal Society of London Philosophical Transactions Series A, 371, 20272
- Rosswog, S., Korobkin, O., Arcones, A., & Thielemann, F.-K. 2013a, ArXiv e-prints
- Rosswog, S., Liebendörfer, M., Thielemann, F.-K., Davies, M. B., Benz, W., & Piran, T. 1999, A&A, 341, 499
- Rosswog, S., Piran, T., & Nakar, E. 2013b, MNRAS, 430, 2585
- Simmerer, J., Sneden, C., Cowan, J. J., Collier, J., Woolf, V. M., & Lawler, J. E. 2004, ApJ, 617, 1091
- Symbalisty, E., & Schramm, D. N. 1982, Astrophys. Lett., 22, 143
- Tanaka, M., & Hotokezaka, K. 2013, ApJ, 775, 113
- Tanaka, M., Kyutoku, K., Hotokezaka, K., Kiuchi, K., Sekiguchi, Y., Shibata, M., & Wanajo, S. 2013, in prep.
- Tanvir, N. R., Levan, A. J., Fruchter, A. S., Hjorth, J., Hounsell, R. A., Wiersema, K., & Tunncliffe, R. L. 2013, Nature, 500, 547
- Wanajo, S., & Janka, H.-T. 2012, ApJ, 746, 180
- Yamamoto, T., Shibata, M., & Taniguchi, K. 2008, Phys. Rev. D, 78, 064054