

# Extended Poisson–Boltzmann descriptions of the electrostatic double layer: implications for charged particles at interfaces

Derek Frydel<sup>a</sup> and Martin Oettel<sup>b</sup>

<sup>a</sup> Universidade Federal do Rio Grande do Sul, Porto Alegre, Brazil

<sup>b</sup> Institut für Theoretische Physik II, Heinrich Heine Universität Düsseldorf, Germany  
and Institut für Angewandte Physik, Eberhard Karls Universität Tübingen, Germany  
martin.oettel@uni-tuebingen.de, dfrydel@gmail.com

(Dated: November 4, 2018)

PACS numbers:

## I. INTRODUCTION

Whenever a charged surface is immersed in a thermal solvent with mobile co- and counterions (usually an aqueous electrolyte), a screening layer of counterions will form in the vicinity of the charged surface, giving rise to the so called “double layer”. Systematic investigations of the double layer physics and chemistry have been conducted for more than one hundred years and have been motivated by various practical questions such as the behavior of battery electrodes or the stability of charged colloid solutions. Very often surfaces can be highly charged (e.g. colloid surfaces attain charge densities of about one elementary charge  $e$  per  $\text{nm}^2$ ) such that the electrostatic potential  $\psi$  near the surface exceeds the equivalent of the thermal energy  $k_{\text{B}}T = 1/\beta$  by far (for room temperature  $k_{\text{B}}T/e$  corresponds to a potential of 25 mV). Thus the arrangements of water molecules and counterions near and at the surface should display fairly strong correlations, resulting in e.g. nontrivial potential and dielectric profiles.

Such correlations are neglected in the “work horse” model of charges in solutions, the Poisson–Boltzmann theory. Here, Poisson’s equation  $\nabla(\epsilon\nabla\psi(\mathbf{r})) = -e(c_+(\mathbf{r}) - c_-(\mathbf{r}))$  is coupled with a strongly simplifying assumption on the density distribution of positive and negative ions,  $c_{\pm} = c_s \exp(\mp e\beta\psi(\mathbf{r}))$ , i.e a Boltzmann distribution of charged point particles (having no correlations) subject to the electrostatic potential (the ions are monovalent for simplicity and  $\epsilon$  is the dielectric constant of the solvent,  $c_s$  is the bulk number density of positive/negative ions in the solvent). The resulting Poisson–Boltzmann equation for the electrostatic potential

$$\nabla \cdot (\epsilon \nabla \psi) = 2c_s e \sinh(\beta e \psi). \quad (1)$$

still poses a formidable nonlinear problem, analytically solvable only in special circumstances such as the geometry of a charged wall. For  $\epsilon = \text{const.}$ , it is convenient to introduce the Debye–Hückel screening length via  $\kappa^{-1} = (\epsilon/(2c_s\beta e^2))^{1/2}$  and the dimensionless potential  $\phi = \beta e\psi$ . Using these quantities, the Poisson–Boltzmann equation becomes  $\nabla \cdot \nabla \phi = \kappa^2 \sinh \phi$ , and the significance of the screening length becomes immediately obvious in its linearized form,  $(\nabla \cdot \nabla - \kappa^2)\phi = 0$ , which

entails an exponentially decaying potential with characteristic length  $\kappa^{-1}$  around a localized charge distribution.

Very often charged particles in electrolytes are characterized using properties of the linearized Poisson–Boltzmann equation. The *effective* or *renormalized charge* or *charge density* is the one appropriate for the charged particle immersed in a hypothetical “linear Poisson–Boltzmann” medium which exhibits the same asymptotic potential decay as the “real” charged particle in the “real” (and complicated) electrolyte. If two particles immersed in the electrolyte are sufficiently far apart, then their interaction energy is proportional to the product of their effective charges – this illustrates that the charge renormalization concept is very useful in characterizing charged colloid suspensions. However, the effective charge density of particles in bulk electrolytes contains very little information about the precise structure and potential profile in the double layer. This is best illustrated by the well-known solution for a charged wall immersed in an electrolyte in Poisson–Boltzmann theory. Using dimensionless charge densities given by  $\tilde{\sigma} = \beta e/(\kappa\epsilon) \sigma$  the effective charge density  $\tilde{\sigma}^{\text{eff}}$  of the wall is given in terms of the bare charge density  $\tilde{\sigma}_c$  by

$$\tilde{\sigma}^{\text{eff}} = 4 \left( \sqrt{1 + \frac{4}{\tilde{\sigma}_c^2}} - \frac{2}{\tilde{\sigma}_c} \right). \quad (2)$$

For colloidal matter,  $\sigma_c \lesssim 1 \text{ e/nm}^2$  and except for situations where  $\kappa^{-1} \lesssim 0.3 \text{ nm}$  (or  $c_s \gtrsim 1 \text{ M}$ ) we are in the saturated regime where  $\tilde{\sigma}^{\text{eff}} = 4$ . We can draw an important conclusion from this result: Although we might expect the Poisson–Boltzmann description to fail near the charged particles for typical colloid charge densities, we must expect that the dimensionless effective charge density is *roughly constant for modest variations of  $\sigma_c$  and  $\kappa^{-1}$*  and its determination will not allow to discriminate between different models of the double layer. Thus by measuring pair interactions between charged particles we mostly learn which area  $A$  of the particle’s surface is covered with charge (since  $q^{\text{eff}} = A\sigma^{\text{eff}}$ ) and we do not have access to, say, the potential at the particle surface.

## II. CHARGED PARTICLES AT ELECTROLYTE INTERFACES

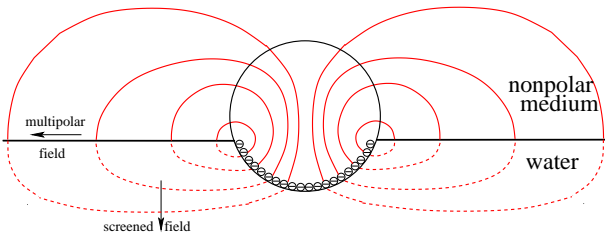


FIG. 1. Sketch of electric field lines around a charged colloid located at the interface between water and a nonpolar medium. The asymptotics of the electrostatic potential and the associated electric field at the interface is mainly determined by field lines originating from the colloid charges and passing through the colloid and the nonpolar medium. Field lines through the water (containing ions) are screened (indicated by the dasheding of the lines).

The situation is different for charged particles at the interface between an electrolyte and a nonpolar medium (air, oil), see Fig. 1. If the dielectric constant of the nonpolar medium is low ( $\epsilon/\epsilon_0 \lesssim 2$ ,  $\epsilon_0$  is the dielectric constant of vacuum) then surface charges can only reside on the colloid surface exposed to the electrolyte. The double layer screens the colloid charge only to the extent that no monopole field is present along the interface. However, higher multipole fields are present, and the leading multipole is a dipole with moment  $p_z$  oriented perpendicular to the interface (regardless of the charge distribution on the colloid [4]). Consequently, the electrostatic interaction energy between two charged colloids at the interface with mutual distance  $d$  is long-ranged and  $\propto p_z^2/d^3$ . If the local curvature at the colloid surface is smaller than  $\kappa$  then the double layer can be approximated by the double layer of a charged wall in the vicinity of each point at the colloid–electrolyte interface. The dipole moment  $p_z = A^{\text{eff}} p'_{\text{wall}}$  can be calculated from the aerial dipole moment density  $p'_{\text{wall}}$  and an effective area  $A^{\text{eff}}$  which depends on the precise colloid geometry. The crucial observation is that  $p'_{\text{wall}} = \epsilon_0 \psi_{\text{wall}}$  is proportional to the contact potential at the wall.[?] Thus the interaction energy at large distances between two colloids is proportional to the square of the wall contact potential, and such a dependence is very much different from the dependence on the effective (saturated) charges for the interaction between colloids in bulk electrolyte [6]. The Poisson–Boltzmann equation gives  $\beta e p'_{\text{wall}} \approx 2\epsilon_0 \ln \tilde{\sigma}_c$  for  $\tilde{\sigma}_c \gg 1$ , so already here is seen that the dipole moment will not saturate with increasing charge density on the colloid and depends logarithmically on both screening length and charge density,  $p_z \propto \ln(\kappa^{-1} \sigma_c) + \text{const.}$  (see the definition of  $\tilde{\sigma}$ ).

*Experiments.* – The dipole moment can be calculated from the interaction potential between charged colloids

and this can be inferred through laser tweezers on isolated pairs of colloids, from inversion of measured pair correlations or from elasticity measurements on 2d crystals at the interface. Whereas the logarithmic dependence on  $\kappa^{-1}$  has received much support from laser tweezer data [11], the absolute magnitude of  $p_z$  from the Poisson–Boltzmann equation is too small by about a factor of 5 compared to results of careful measurements using all three routes [10]. This points to a severe underestimation of the contact potential at a charged wall in the Poisson–Boltzmann equation.

## III. MODIFICATION STRATEGIES FOR IMPROVING THE POISSON–BOLTZMANN DESCRIPTION

The deficiencies of and possible amendments to the Poisson–Boltzmann equation (1) have been discussed for a long time, starting with the work of Bikerman [2]. Recently, starting with Ref. [3], the modified Poisson–Boltzmann approach received renewed interest. We are interested in modifications which preserve the type of equation as a differential equation for the potential  $\psi$ . The electrostatic interactions thus remain on the mean-field level, and the modifications introduce contributions that do not stem from correlations. This approach is suitable to investigate certain aspects of “ion specificity” in the weak-coupling limit.

1. *Finite size effects.* – A finite size of the co- and counterions (e.g. through a hard-sphere volume  $v$ ) will inevitably lead to layering effects in the density profile of the ions near the charged surface. In aqueous solution, the effective ion size is increased as a result of hydration. Thus, in a strict sense, the finite ion size contributions require nonlocal treatment, however, one can capture these effects using local corrections, for example, by taking into account a local change in the ion chemical potential  $\mu_{\pm}$  (or ion osmotic pressure  $p$ ) through local density changes. In the Poisson–Boltzmann equation ions are treated as ideal, thus  $\beta\mu_{\pm} = \ln v c_{\pm}$  (or  $\beta p = \rho$ ). A popular modification (MPB, modified Poisson–Boltzmann equation) [3] has been derived by lattice gas considerations, leading to  $\beta\mu_{\pm} = \ln v c_{\pm} - \ln(1 - v c_{+} - v c_{-})$  (or  $\beta p = -v^{-1} \ln(1 - v c_{+} - v c_{-})$ ), where the excess chemical potential,  $v^{-1} \ln(1 - v c_{+} - v c_{-})$ , accounts for the repulsive (excluded volume) ionic interactions. Such a local correction places an upper bound on the local density, leading to density “saturation” in the region of high ionic concentration. Far from the concentrated region, the density is merely shifted by some length  $d$ ,  $c^{\text{MPB}}(x) = c^{\text{PB}}(x - d)$ , in relation to the Poisson–Boltzmann result. Thus, the screening behavior far from the concentrated region is not exactly altered, but rather the effective position of a charged surface is shifted into the solution.

Roughly, the changes associated with the finite size effects can be quantified with an additional length scale  $v\sigma_c$ , which is the size of a layer of counterions that would form if all counterions were forced into close-packed configuration. The extent of the finite size effects is estimated as the ratio of this length with other relevant lengths, such as the screening or Gouy-Chapman length. Although the lattice gas modification corresponds to a not very precise equation of state for hard spheres, application of MPB to inhomogeneous ionic solution yields predictions that compare rather well with exact results. This points to some internal cancellation of errors.

2. *Dielectric inhomogeneity of the solvent.* – The solvent medium, made up of water molecules with permanent dipoles, acts as a dielectric which is polarized in an external electrostatic field and thus screens the electrostatic potential within the medium. Thermal fluctuations favor isotropic orientation of dipoles, and the electrostatic interactions favor alignment with the field lines. As long as the thermal energy exceeds the electrostatic counterpart, the polarization is proportional to an external field and the dielectric constant is field independent. But if the two energy scales become comparable, polarization saturation takes place: the dipoles reach perfect alignment with the field lines and no longer dissipate electrostatic energy above a certain threshold. This behavior is described through the Langevin function  $\mathcal{L}(x) = \coth x - 1/x$ , and the polarization with nonlinear dependence on the field strength is  $P = p_0 c_d \mathcal{L}(\beta p_0 |\nabla\psi|)$ , where  $p_0$  is the dipole moment of a solvent molecule and  $c_d$  is the dipole density. This amounts to a change in dielectric constant according to

$$\epsilon_{\text{eff}} \rightarrow \epsilon_0 + p_0 c_d \frac{\mathcal{L}(\beta p_0 |\nabla\psi|)}{|\nabla\psi|}. \quad (3)$$

Here, it is assumed that the solvent is incompressible and the modification leads to the Langevin Poisson–Boltzmann equation (LPB) [7]. For small electrostatic field,  $\epsilon \simeq \epsilon_0 + \beta p_0^2 c_d / 3$  and in the limit of large field  $\epsilon \rightarrow \epsilon_0$ . Uniform external fields affect only the dipole orientation. Nonuniform fields exert, in addition, a translational (dielectrophoretic) force, so that a dipole migrates toward regions with stronger fields. If one treats the solvent as consisting of point dipoles, as in Ref. [1] (DPB, dipolar Poisson–Boltzmann equation), this force leads to the strong dependence of the solvent density on the field,  $c_d(\beta p_0 |\nabla\psi|)$ , with the functional form  $c_d(x) = \sinh x/x$ . However, due to hydrogen bonds which lead to a high density of water at ambient conditions, the assumption of incompressibility is more realistic and the resulting  $\epsilon$  qualitatively re-

produces the drop with increasing field strength as seen in the simulations [12].

3. *Ionic polarizabilities.* – Ions can further be characterized by including their polarizability  $\alpha$ , so that they acquire an induced dipole moment in an external field. Part of the electrostatic energy is dissipated when it polarizes ions. This leads to a dielectric constant with a term linear in the ion concentration,

$$\epsilon_{\text{eff}} \rightarrow \epsilon + \alpha(c_+ + c_-). \quad (4)$$

The presence of induced dipoles, in turn, contributes to a dielectrophoretic interaction of an ion with a field. Accordingly, the density distribution of ions becomes [5],

$$c_{\pm} = c_s \exp(\mp e\beta\psi + \beta\alpha|\nabla\psi|^2/2). \quad (5)$$

The above theoretical framework can be used to describe a somewhat different but related situation. A dissolved charged particle (for simplicity taken to be a point) is tightly bound to solvent dipoles forming its hydration shell so that the dipoles become unresponsive to presumably a weaker external field. This produces a dielectric cavity which reduces the dielectric constant of a solvent, on the one hand, and leads to a migration of a hydrated ion away from a strong field, on the other hand. These trends are captured with polarizable model where the “effective” polarizability is a negative valued quantity [9]. Interestingly enough, both negative and positive  $\alpha$  lead to a spreading out of a diffuse double layer.

4. *Stern layer.* – A layer of solvent in direct contact with an interface has different properties from the bulk solvent. First of all, ions cannot penetrate into it due to their finite size. Second of all, the solvent within this layer tends to be more structured so that its dielectric response is expected to be suppressed in relation to that in the bulk. A frequent solution to incorporating this contribution is to introduce the Stern layer adjacent to a sharp interface with the width corresponding to a radius of a bare or hydrated ion and the dielectric constant the same as or lower than the bulk value. The introduction of this layer does not change anything far from an interface, but it increases the contact potential,  $\psi_c \rightarrow \psi_c + \sigma_c R / \epsilon_{\text{stern}}$ , where  $R$  is the radius of an ion and  $\epsilon_{\text{stern}}$  is the dielectric constant with the Stern layer [7]. Incorporation of the Stern layer at an air–water interface was found to give an accurate predictions for the excess surface tension of strong electrolytes [13].

As an example, in Fig. 2 we present a comparison between PB and MPB, LPB (routes (1) and (2) from above)

for the contact potential dependence at a charged wall on the charge density. Finite ion size and dielectric saturation lead to a noticeable increase in the contact potential which is in line with the experimental results (discussed above) for the dipole moment of charged colloids at interfaces.

Fig. 3 compares counterion density profiles for various models. The “saturation” effect is clearly seen for the MPB model. The mechanism behind the spreading-out of the diffuse layer for the PPB model is connected with the dielectrophoretic repulsive force of ions with negative polarizability. Only the LPB model causes a stronger attraction toward the wall. This is caused by the lowering of the dielectric constant close to a wall. The combination of effects would require an appropriately combined model, an example is the combination of LPB and MPB as seen in the thick green dot-dashed curve in Fig. 2.

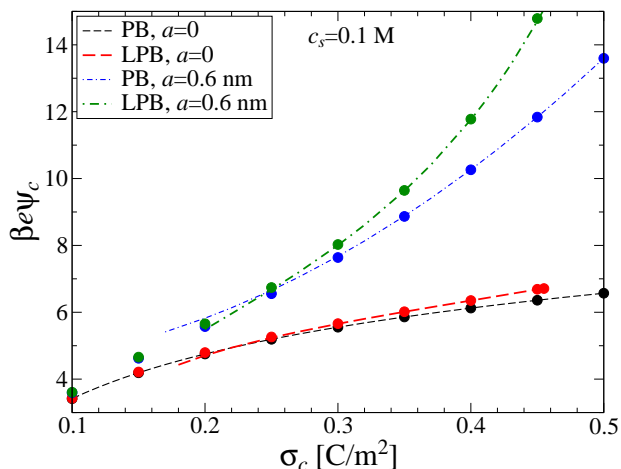


FIG. 2. Contact potential (proportional to a colloid dipole moment at an interface) for PB and LPB, with and without steric corrections due to finite ion size ( $v = a^3$ ). The symbols correspond to numerical data points and dashed lines correspond to analytical expressions derived in Ref. [7]. Clearly, the contact potential in PB is noticeably smaller than in the modified theories for higher charge densities, thus dipole moments will be underestimated by PB alone.

#### IV. OUTLOOK TO NONLOCAL DESCRIPTIONS

In the models outlined above, the electrostatic interactions are described on the mean-field level, and the repulsive-core interactions among hydrated ions and solvent molecules are incorporated as local contributions. These models, even if quantitatively not precise, are able to capture correct trends. The drawback of the local approximation for the excluded volume interactions is that the “saturated” density profile is an unphysical artifact of the method itself. This leads to a violation of the

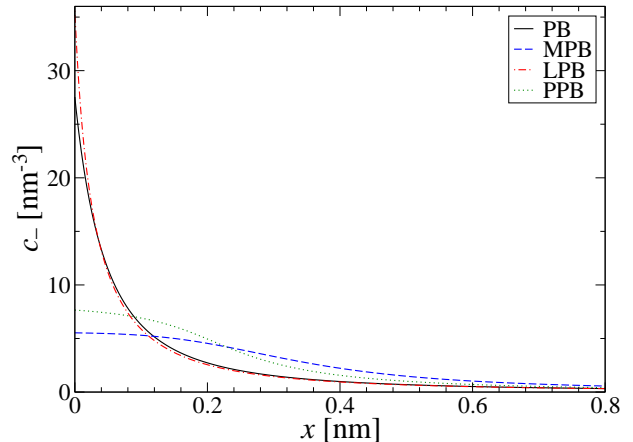


FIG. 3. Counterion density near a charged wall for the models discussed in Sec. III. The common parameters are:  $\sigma_c = 0.4 \text{ C/m}^2$ ,  $c_s = 0.1 \text{ M}$ , and  $\lambda_B = 0.7 \text{ nm}$ . Specific parameters for each model are: for MPB the ion radius is  $0.35 \text{ nm}$ , for LPB (point ions) the dipole concentration is  $c_d = 55 \text{ M}$  (as in water) and the permanent dipole moment is  $p_0 = 4.85 \text{ D}$ , for PPB the polarizability is  $\alpha/(4\pi\epsilon_0) = -8 \text{ M}^{-1}$ . Only LPB leads to an increased concentration near a wall, while the other contributions tend to spread out a diffuse layer.

contact value theorem (the relation between the density at the wall, solvent pressure and wall potential). Despite this, the electrostatic properties at a charged wall and far from the wall are captured with reasonable accuracy, despite the unphysical details in-between. A possibly more accurate treatment of the repulsive-core interactions can be achieved via density functional theory. In the example of Ref. [8], ions are treated as charged hard spheres using the accurate fundamental measure theory, but for simplicity in the background of a structureless solvent. This corresponds to a nonlocal extension of the MPB modification discussed above. Finally, the mean-field treatment of electrostatics neglects correlated fluctuations, which not only correct, but, in the so-called strong-coupling limit, give rise to altogether new phenomena, such as the attraction between the same-charged macroparticles [14, 15]. While the applicability of the mean-field treatment breaks down in the strong-coupling limit, the correct theoretical treatment of correlations continues to be a challenge. This challenge is increased if both the correlations due to the short-range solvent and the long-range electrostatic interactions are important. Currently, the solutions are looked for using either the density functional theory approach or the field-theoretical methods.

#### ACKNOWLEDGMENTS

M.O. thanks the DFG (German Research Foundation) for support through the Collaborative Research Center TR6 (Colloids in External Fields) and D.F. acknowledges

support of CNPq (Brazil).

---

- [1] Abrashkin, A., D., A. and Orland, H. (2007). Dipolar poisson-boltzmann equation: Ions and dipoles close to charge interfaces, *Phys. Rev. Lett.* **99**, p. 077801.
- [2] Bikerman, J. J. (1942). Structure and capacitance of electrical double layer, *Phil. Mag. Series 7* **33**, p. 384.
- [3] Borukhov, I., Andelman, D. and Orland, H. (1997). Steric effects in electrolytes: A modified poisson-boltzmann equation, *Phys. Rev. Lett.* **79**, p. 435.
- [4] Dominguez, A., Frydel, D. and Oettel, M. (2008). Multipole expansion of the electrostatic interaction between charged colloids at interfaces, *Phys. Rev. E* **77**, p. 020401(R).
- [5] Frydel, D. (2011). Polarizable poisson-boltzmann equation: The study of polarizability effects on the structure of a double layer, *J. Chem. Phys.* **134**, p. 234704.
- [6] Frydel, D., Dietrich, S. and Oettel, M. (2007). Charge renormalization for effective interactions of colloids at water interfaces, *Phys. Rev. Lett.* **99**, p. 118302.
- [7] Frydel, D. and Oettel, M. (2011). Charged particles at uid interfaces as a probe into structural details of a double layer, *Phys. Chem. Chem. Phys.* **13**, p. 4109.
- [8] Frydel, D. and Levin, Y. (2012). A close look into the excluded volume effects within a double layer, *J. Phys. Chem.* **137** p.164703.
- [9] Hatlo, M. M., van Roij, R. and Lue, L. (2012). The electric double layer at high surface potentials: The influence of excess ion polarizability, *EPL* **97**, p. 28010.
- [10] Masschaele, K., Park, B. J., Furst, E. M., Fransaer, J. and Vermant, J. (2010). Finite ion-size effects dominate the interaction between charged colloidal particles at an oil-water interface, *Phys. Rev. Lett.* **105**, p. 048303.
- [11] Park, B. J., Pantina, J. P., Furst, E. M., Oettel, M., Reynaert, S. and Vermant, J. (2008). Direct measurements of the effects of salt and surfactant on interaction forces between colloidal particles at water-oil interfaces, *Langmuir* **24**, p. 1686.
- [12] Yeh, I. C. and Berkowitz, M. L. (1999). Dielectric constant of water at high electric elds: Molecular dynamics study, *J. Chem. Phys.* **110**, p. 7935.
- [13] Levin, Y. and Flores-Mena, J. E. (2001). Surface tension of strong electrolytes, *EPL* **56**, p. 187.
- [14] Naji, A., Jungblut, S., Moreira, A. G. and Netz, R. R. (2005). Electrostatic interactions in strongly coupled soft matter, *Physica A* **352**, p. 131.
- [15] Samaj, L. and Trizac, E. (2011). Counterions at highly charged interfaces: From one plate to like-charge attraction, *Phys. Rev. Lett.* **106**, p. 078301.